

MARCH 13, 2023

BE IT REMEMBERED that the Board of Commissioners of Montgomery County, Tennessee, met in regular session, on Monday, March 13, 2023, at 6:00 P.M. Present and presiding, the Hon. Wes Golden, County Mayor (Chairman). Also present, Lee Harrell, Chief of Staff, Teresa Cottrell, County Clerk, John Fuson, Sheriff, Tim Harvey, County Attorney, Jeff Taylor, Accounts and Budgets, and the following Commissioners:

Joshua Beal	David Harper	David Shelton
Nathan Burkholder	Michael Lankford	Autumn Simmons
Carmelle Chandler	Rashidah Leverett	Joe Smith
Joe Creek	Jorge Padro	Tangi Smith
Billy Frye	Lisa Prichard	Jeremiah Walker
Ryan Gallant	Chris Rasnic	Walker Woodruff
John Gannon	Rickey Ray	

PRESENT: 20

ABSENT: Jason Knight (1)

When and where the following proceedings were had and entered of record,
to-wit:

CALL TO ORDER – Sheriff John Fuson

PLEDGE OF ALLEGIANCE – Commissioner Nathan Burkholder

INVOCATION – Chaplain Joe Creek

ROLL CALL

PRESENTATION

ZONING RESOLUTIONS

CZ-3-2023 Application of Jeffrey L. Winningham from AG to E-1

RESOLUTIONS

- 23-3-1*** Resolution of the Montgomery County Board of Commissioners Approving Amendments to the 2022-23 School Budget
- 23-3-2*** Resolution to Accept Grant Funds for the Montgomery County Animal Care and Control from Carole R. Mercer
- 23-3-3*** Resolution to Accept Grant Funds for the Montgomery County Animal Care and Control from Best Friends Humane Society
- 23-3-4*** Resolution to Accept Grant Funds for the Montgomery County Animal Care and Control from James and Betty Corlew Family Foundation
- 23-3-5*** Resolution to Accept and Appropriate Joint Grant Funds from the Bureau of Justice Assistance of the United States Department of Justice
- 23-3-6*** Resolution by the Montgomery County Recovery Court Accepting Additional Grant Funds from the State of Tennessee Department of Mental Health and Substance Abuse Services and Amending the Budget of the Recovery Court Grant in the Amount of Twenty-Seven Thousand Dollars (\$27,000)
- 23-3-7*** Resolution Amending the Montgomery County Geographic Information Systems (GIS) Fiscal Year 2022-2023 Budget
- 23-3-8*** Resolution Accepting and Appropriating Funds from the Community Development Block Grant (CDBG) Program Administered by the Greater Nashville Regional Council (GNRC) for the Purpose of Expanding Day Care Options for Economic Development
- 23-3-10*** Resolution Approving Revisions to the Jail and Juvenile Committee as Recommended by the Rules Committee

23-3-11* Resolution to Independently Establish the Optimum Size of a Proposed Hotel and Conference Center

23-3-12* Resolution to Establish County Public Health and Area Advisory Committee

Adoption: *Commission Minutes dated February 13, 2023
*County Clerk's Report and Notary List
*County Mayor Nominations & Appointments

CONSENT AGENDA

**All items in this portion of the agenda are considered to be routine and non-controversial by the County Commission and may be approved by one motion; however, a member of the County Commission may request that an item be removed for separate consideration.*

RESOLUTIONS (Pulled from consent agenda after Informal Commission meeting)

23-3-9 Resolution Amending the Budget of Community Corrections for the Purchase of a Vehicle to be Used to Transport Day Reporting Center Offenders that Do Not Have Access to Public Transportation

UNFINISHED BUSINESS

REPORTS FILED

1. Trustee's Monthly Reports
2. Building & Codes Monthly Reports
3. CMCSS Quarterly Construction Report
4. CMCSS Quarterly Financial Report
5. Accounts & Budgets Monthly Reports

ANNOUNCEMENTS

ADJOURN – Sheriff Fuson

**RESOLUTION OF THE MONTGOMERY COUNTY BOARD OF COMMISSIONERS
AMENDING THE ZONE CLASSIFICATION OF THE PROPERTY OF JEFFREY L WINNINGHAM**

WHEREAS, an application for a zone change from AG Agricultural District to E-1 Single-Family Estate District has been submitted by Jeffrey L Winningham and

WHEREAS, said property is identified as County Tax Map 083O, parcel A 001.00 (p/o), containing 1.12 +/- acres, situated in Civil District 13, located A portion of a parcel fronting on the northeast frontage of Memory Ln., 255 +/- feet along Memory Ln., east of the Memory Ln. & Durham Rd. intersection.; and

WHEREAS, said property is described as follows:

COMMENCING AT A 1/2" IRON PIN FOUND IN THE EAST RIGHT OF WAY LINE OF MEMORY LANE, SAID IRON PIN BEING THE ORIGINAL NORTHWEST CORNER OF THE LOT 1, AS SHOWN IN PLAT BOOK 12, PAGE 92; THENCE WITH SAID RIGHT OF WAY LINES 07°04'36" WA DISTANCE OF 25.00 FEET TO A 1/2" IRON PIN SET, SAID IRON PIN SET BEING THE TRUE POINT OF BEGINNING; THENCE LEAVING SAID RIGHT OF WAY LINE ALONG AND ACROSS THE PARENT TRACT, AS FOLLOWS: S 80°18'06" E A DISTANCE OF 235.18 FEET TO A 1/2" IRON PIN SET; THENCE S 19°15'07" WA DISTANCE OF 279.72 FEET TO A 1/2" IRON PIN SET IN THE NORTH RIGHT OF WAY LINE OF SAID MEMORY LANE; THENCE WITH SAID RIGHT OF WAY LINE, AS FOLLOWS: N 67°33'35" WA DISTANCE OF 26.38 FEET TO A 5/8" IRON PIN FOUND; THENCE WITH A CURVE TURNING TO THE RIGHT WITH AN ARC LENGTH OF 265.27 FEET, WITH A RADIUS OF 203.09 FEET, WITH A CHORD BEARING OF N 30°29'50" W, WITH A CHORD LENGTH OF 246.81 FEET TO A 5/8" IRON PIN FOUND; THENCE N 07°04'36" E A DISTANCE OF 81.58 FEET TO THE POINT OF BEGINNING, HAVING AN AREA OF 48606.6 SQUARE FEET, 1.12 ACRES, MORE OR LESS.

WHEREAS, the Planning Commission staff recommends APPROVAL and the Regional Planning Commission recommends APPROVAL of said application.

NOW, THEREFORE, BE IT RESOLVED by the Montgomery County Board of County Commissioners assembled in regular session on this 13th day of March, 2023, that the zone classification of the property of Jeffrey L Winningham from AG to E-1 is hereby approved.

Duly passed and approved this 13th day of March, 2023.

Sponsor _____
Commissioner _____
Approved _____
County Mayor

Attested: Jerrod Cottrell
County Clerk



COUNTY ZONING ACTIONS

The following case(s) will be considered for final action at the formal session of the Board of County Commissioners meeting on: **Monday, March 13, 2023**. The public hearing will be held on: **Monday, March 6, 2023**.

CASE NUMBER: CZ-3-2023

Applicant: Jeffrey L Winningham

Location: A portion of a parcel fronting on the northeast frontage of Memory Ln., 255 +/- feet along Memory Ln., east of the Memory Ln. & Durham Rd. intersection.

Request: AG Agricultural District to
E-1 Single-Family Estate District

County Commission District: 15

STAFF RECOMMENDATION: APPROVAL

PLANNING COMMISSION RECOMMENDATION: APPROVAL

CLARKSVILLE-MONTGOMERY COUNTY REGIONAL PLANNING
STAFF REVIEW - ZONING

RPC MEETING DATE: 02/21/2023

CASE NUMBER: CZ-3-2023

NAME OF APPLICANT: Jeffrey L. Winningham

AGENT:

GENERAL INFORMATION

TAX PLAT: 0830

PARCEL(S): A 001.00 (p/o)

ACREAGE TO BE REZONED: 1.12 +/-

PRESENT ZONING: AG

PROPOSED ZONING: E-1

EXTENSION OF ZONING

CLASSIFICATION: NO

PROPERTY LOCATION: A portion of a parcel fronting on the northeast frontage of Memory Ln., 255 +/- feet along Memory Ln., east of the Memory Ln. & Durham Rd. intersection.

CITY COUNCIL WARD:

COUNTY COMMISSION DISTRICT: 15

CIVIL DISTRICT: 5

DESCRIPTION OF PROPERTY: A portion of an undeveloped lot.

APPLICANT'S STATEMENT FOR PROPOSED USE: To shift property line so the shed/garage can remain with Lot 2.

GROWTH PLAN AREA:

PGA

PLANNING AREA: Sango

PREVIOUS ZONING HISTORY:

CLARKSVILLE-MONTGOMERY COUNTY REGIONAL PLANNING

STAFF REVIEW - ZONING

DEPARTMENT COMMENTS

Cz 3 2023

- FIRE DEPARTMENT
- EMERGENCY MANAGEMENT
- SHERIFFS DEPT.
- DIV. OF GROUND WATER
- HOUSING AUTHORITY
- COMMON DESIGN REVIEW BOARD
- GAS & WATER DEPT. (DIGITAL ONLY)
- CUMBERLAND HTS U/D (DIGITAL ONLY)
- CUNNINGHAM U/D (DIGITAL ONLY)
- EAST MONT. U/D (DIGITAL ONLY)

- WOODLAWN U/D (DIGITAL ONLY)
- CITY STREET DEPT. (DIGITAL ONLY)
- COUNTY HWY. DEPT. (DIGITAL ONLY)
- CEMC (DIGITAL ONLY)
- CDE (DIGITAL ONLY)
- ATT (DIGITAL ONLY)
- POLICE DEPT. (DIGITAL ONLY)
- CITY BLDG DEPT. (DIGITAL ONLY)
- COUNTY BLDG DEPT. (DIGITAL ONLY)
- SCHOOL SYSTEM OPS. (DIGITAL ONLY)

- FT. CAMPBELL (DIGITAL ONLY)
- IND. DEV. BD. (DIGITAL ONLY)
- CHARTER (DIGITAL ONLY)

- OTHER

1. CITY ENGINEER/UTILITY DISTRICT:

No Comment(s) Received

**2. STREET DEPARTMENT/
COUNTY HIGHWAY DEPARTMENT:**

Comments received from department and they had no concerns.

3. DRAINAGE COMMENTS:

Comments received from department and they had no concerns.

4. CDE/CEMC:

No Comment(s) Received

5. FIRE DEPT/EMERGENCY MGT.:

Comments received from department and they had no concerns.

6. POLICE DEPT/SHERIFF'S OFFICE:

No Comment(s) Received

**7. CITY BUILDING DEPARTMENT/
COUNTY BUILDING DEPARTMENT:**

Comments received from department and they had no concerns.

8. SCHOOL SYSTEM:

ELEMENTARY:

MIDDLE SCHOOL:

HIGH SCHOOL:

9. FT. CAMPBELL:

10. OTHER COMMENTS:

CLARKSVILLE-MONTGOMERY COUNTY REGIONAL PLANNING
STAFF REVIEW - ZONING

PLANNING STAFF'S STUDY AND RECOMMENDATION

Cz 3 2023

IMPACT OF PROPOSED USE ON SURROUNDING DEVELOPMENT: Increased single family residential density.

INFRASTRUCTURE:

WATER SOURCE:

SEWER SOURCE: SEPTIC

STREET/ROAD ACCESSIBILITY: Memory Lane

DRAINAGE COMMENTS:

RESIDENTIAL DEVELOPMENT

APPLICANT'S ESTIMATES HISTORICAL ESTIMATES

LOTS/UNITS:

1


POPULATION:

APPLICABLE LAND USE PLAN

Sango Planning Area: Growth rate for this area is above the overall county average. US 41-A South is the major east-west corridor spanning this area & provides an alternative to I-24 as a route to Nashville. SR 12 is also a corridor that provides a good linkage to employment, shopping and schools and should continue to support future growth in this portion of the planning area.

STAFF RECOMMENDATION: APPROVAL

1. The proposed zoning request is consistent with the adopted Land Use Plan.
2. The proposed request does not negatively affect the character of the neighborhood or alter the overall density of the area.
3. The proposed request will afford the applicant to build a residence on the adjacent lot without removal of the accessory structure/garage.
4. Adequate infrastructure serves the site & no adverse environmental issues were identified relative to this request.
- 5.



CZ-03-2023

APPLICANT:

JEFFERY L
WINNINGHAM

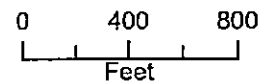
REQUEST:

**AG
TO
E-1**

**MAP & PARCEL
0830 A 00100 (P)**

**ACRES +/-
1.12**

Scale: 1:8,000



**▨ CZ-03-2023
Parcels
ZONING**

2/21/2023

CZ-03-2023

APPLICANT:

JEFFERY L
WINNINGHAM

REQUEST:

AG

TO

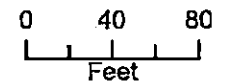
E-1

MAP & PARCEL

0830 A 00100 (P)


ACRES +/-
1.12

Scale: 1:1,000



2/21/2023



 **CZ-03-2023**
Parcels
ZONING

CZ-03-2023

APPLICANT:

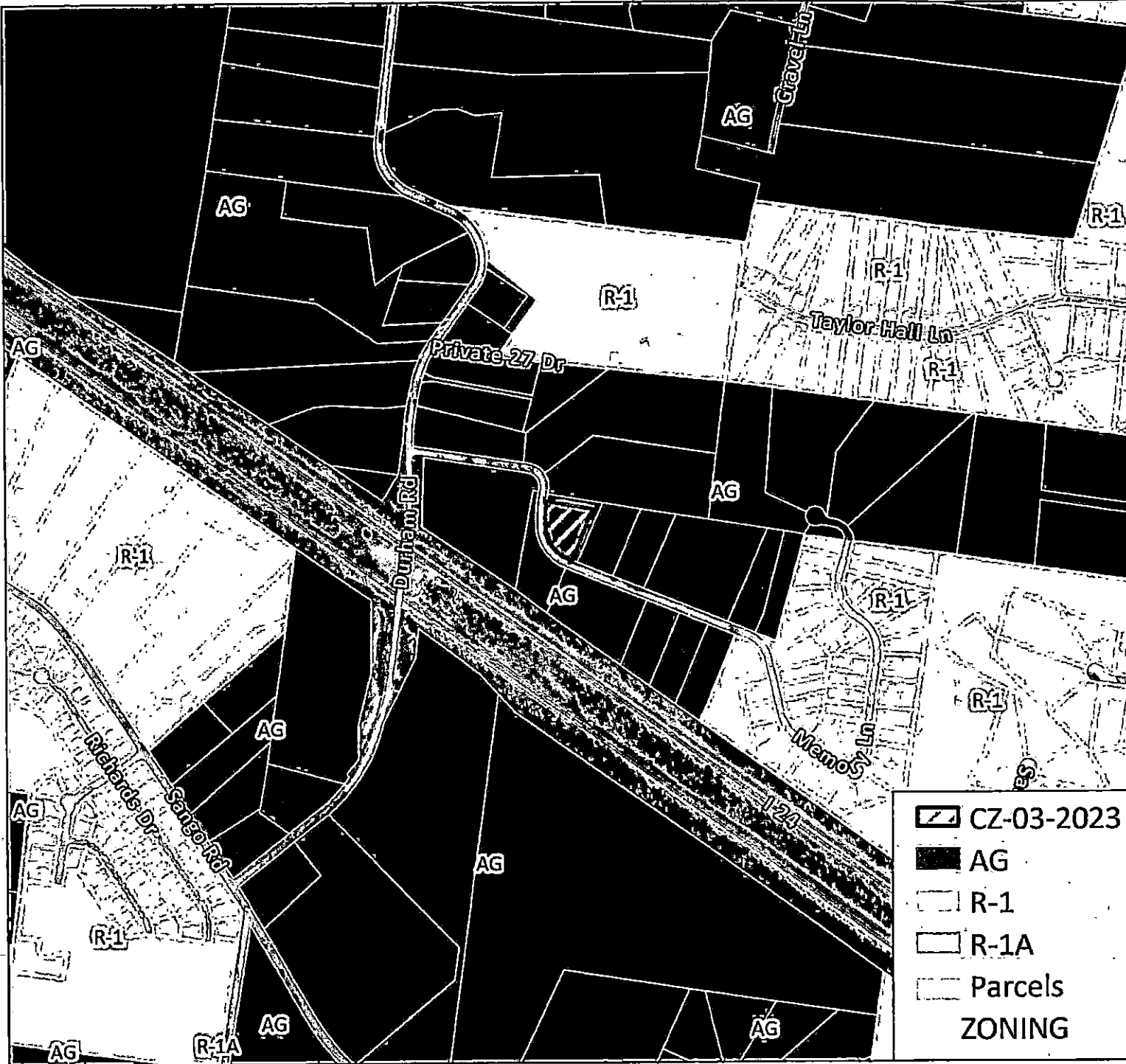
JEFFERY L
WINNINGHAM






REQUEST:

**AG
TO
E-1**

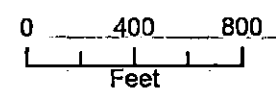
**MAP & PARCEL
0830 A 00100 (P)**

**ACRES +/-
1.12**



 CZ-03-2023
 AG
 R-1
 R-1A
 Parcels
ZONING

Scale: 1:8,000



2/21/2023

CASE NUMBER: CZ 3 2023 MEETING DATE 02/21/2023

APPLICANT: Jeffrey L Winningham

PRESENT ZONING AG

PROPOSED ZONING E-1

TAX PLAT # 0830

PARCEL A 001.00 (p/o)

GEN. LOCATION A portion of a parcel fronting on the northeast frontage of Memory Ln., 255 +/- feet along Memory Ln., east of the Memory Ln. & Durham Rd. intersection.

PUBLIC COMMENTS

None received as of 8:30 A.M. on 2/21/2023 (A.L.)

On Motion by Commissioner Rasnic, seconded by Commissioner Chandler, the foregoing

Resolution was Adopted by the following roll call vote:

District	Commissioner	Vote	District	Commissioner	Vote	District	Commissioner	Vote
1	John Gannon	Y	8	Tangi Smith	Y	15	David Harper	Y
2	Jason Knight	---	9	Jorge Padro	Y	16	Lisa Prichard	Y
3	Joe Smith	Y	10	Jeremiah Walker	Y	17	Chris Rasnic	Y
4	Rickey Ray	Y	11	Joe Creek	Y	18	Ryan Gallant	Y
5	Rashidah Leverett	Y	12	Carmelle Chandler	Y	19	Billy Frye	Y
6	Michael Lankford	Y	13	Walker Woodruff	Y	20	Autumn Simmons	Y
7	Nathan Burkholder	Y	14	Joshua Beal	Y	21	David Shelton	Y

Yeses – 20 Noes – 0 Abstentions – 0

ABSENT: Jason Knight

The following Resolutions and Items were Adopted and Approved as part of the Consent Agenda:

- 23-3-1 Resolution of the Montgomery County Board of Commissioners Approving Amendments to the 2022-23 School Budget
- 23-3-2 Resolution to Accept Donation Funds for the Montgomery County Animal Care and Control from Carole R. Mercer
- 23-3-3 Resolution to Accept Grant Funds for the Montgomery County Animal Care and Control from Best Friends Humane Society
- 23-3-4 Resolution to Accept Donation Funds for the Montgomery County Animal Care and Control from James and Betty Corlew Family Foundation
- 23-3-5 Resolution to Accept and Appropriate Joint Grant Funds from the Bureau of Justice Assistance of the United States Department of Justice
- 23-3-6 Resolution by the Montgomery County Recovery Court Accepting Additional Grant Funds from the State of Tennessee Department of Mental Health and Substance Abuse Services and Amending the Budget of the Recovery Court Grant in the Amount of Twenty-Seven Thousand Dollars (\$27,000)
- 23-3-7 Resolution Amending the Montgomery County Geographic Information Systems (GIS) Fiscal Year 2022-2023 Budget
- 23-3-8 Resolution Accepting and Appropriating Funds from the Community Development Block Grant (CDBG) Program Administered by the Greater Nashville Regional Council (GNRC) for the Purpose of Expanding Day Care Options for Economic Development
- 23-3-10 Resolution Approving Revisions to the Jail and Juvenile Committee as Recommended by the Rules Committee
- 23-3-11 Resolution to Independently Establish the Optimum Size of a Proposed Hotel and Conference Center
- 23-3-12 Resolution to Establish County Public Health and Area Advisory Committee
 - Commission Minutes dated February 13, 2023
 - County Clerk's Report and Notary List
 - County Mayor Nominations and Appointments

RESOLUTION OF THE MONTGOMERY COUNTY BOARD OF COMMISSIONERS APPROVING AMENDMENTS TO THE 2022-23 SCHOOL BUDGET

WHEREAS, the proposed amendments to the General Purpose, Transportation, and Child Nutrition funds reflect the most recent estimates of revenues and expenditures; and

WHEREAS, the Clarksville-Montgomery County Board of Education has studied the attached amendments and approved them on February 21st, 2023, for recommendation to the Montgomery County Board of Commissioners.

NOW, THEREFORE, BE IT RESOLVED by the Montgomery County Board of Commissioners meeting in regular business session this 13th day of March, that the 2022-23 School Budget be amended as per the attached schedules.

Duly passed and approved this 13th day of March 2023.



Sponsor

[Handwritten signature]

Commissioner

[Handwritten signature]

Approved

[Handwritten signature]

County Mayor

Attested

[Handwritten signature]

County Clerk

Clarksville-Montgomery County School System General Purpose School Fund Budget

	2022-23 Original Budget	Current Amended Budget	Proposed Increase (Decrease)	Proposed Amended Budget
--	-------------------------------	------------------------------	------------------------------------	-------------------------------

Estimated Revenues

Local Revenues

Current Property Tax	28,002,813	28,002,813	-	28,002,813	
Trustees Collection - Prior Years	500,000	500,000	-	500,000	
Trustees Collection - Bankruptcy	10,000	10,000	-	10,000	
Cir. Clk/Clk Mastr Coll	316,245	316,245	-	316,245	
Interest & Penalties	200,000	200,000	-	200,000	
Payments In Lieu of Taxes (Utility)	577,493	577,493	-	577,493	
Local Option Sales Tax	78,408,456	78,408,456	5,000,000	83,408,456	Based on year-to-date collections
Wheel Tax	5,200,000	5,200,000	-	5,200,000	
Business Tax	800,000	800,000	-	800,000	
Mixed Drink Tax	400,000	400,000	-	400,000	
Bank Excise Tax	161,000	161,000	-	161,000	
Archives & Records Management Fee	7,800	7,800	-	7,800	
Tuition - Other	28,000	28,000	-	28,000	
School Based Health Program	62,900	62,900	-	62,900	
Criminal Background Fee	36,300	36,300	-	36,300	
Other charges for services	435,854	571,146	2,500	573,646	Charter School Application fee collected
Interest Earned	1,565	1,565	-	1,565	
Lease/Rentals	35,000	35,000	-	35,000	
E-Rate Funding	295,947	295,947	-	295,947	
Stupski Foundation Grant	52,000	52,000	-	52,000	
Sale of Equipment	500,000	500,000	-	500,000	
Damages from Individuals	3,435	3,435	-	3,435	
Contributions & Gifts	26,200	28,600	41,750	70,350	Titans \$30k; Learning Fwd \$7k; Moral Grants \$4.7k
Other Local Revenue	15,000	15,000	-	15,000	
Total Local Revenues	116,076,008	116,213,700	5,044,250	121,257,950	

Clarksville-Montgomery County School System General Purpose School Fund Budget

	2022-23 Original Budget	Current Amended Budget	Proposed Increase (Decrease)	Proposed Amended Budget	
State Revenues					
Basic Education Program	204,569,567	204,569,567	-	204,569,567	
Early Childhood Education	1,840,910	1,840,910	-	1,840,910	
Other State Education Funds	931,000	1,267,433	-	1,267,433	
Career Ladder Program	250,000	250,000	-	250,000	
Other Vocational	-	-	95,158	95,158	SPARC Grant
Income Tax	175,000	175,000	-	175,000	
State Grants	420,000	170,250	-	170,250	
Total State Revenues	208,186,477	208,273,160	95,158	208,368,318	
Federal Revenues					
Special Education-Grants to States	400,000	400,000	140,511	540,511	SPED High Cost Reimb adjust for actual allocation
Public Law 874 (Impact Aid)	1,790,633	1,790,633	-	1,790,633	
JROTC	700,107	700,107	-	700,107	
Contributions	425,412	597,276	-	597,276	
Adult Literacy	31,494	31,494	-	31,494	
Other Government and Citizens Groups	17,700	38,700	16,000	54,700	Momentum Metrix Grant additional \$16k
Total Federal Revenues	3,365,346	3,558,210	156,511	3,714,721	
Non-Revenue Sources					
Capital Lease Proceeds	4,918,400	4,918,400	-	4,918,400	
Insurance Recovery	1,000	1,000	291,181	292,181	Based on year to date collections
Operating Transfers	1,000,000	1,000,000	-	1,000,000	
Total Non-Revenue Sources	5,919,400	5,919,400	291,181	6,210,581	
Total Revenues	333,547,231	333,964,470	5,587,100	339,551,570	

**Clarksville-Montgomery County School System
General Purpose School Fund Budget**

	2022-23 Original Budget	Current Amended Budget	Proposed Increase (Decrease)	Proposed Amended Budget
--	-------------------------------	------------------------------	------------------------------------	-------------------------------

Beginning Reserves and Fund Balance

Reserve for On-The-Job Injury	702,218	702,218	-	702,218
Reserve for Property & Liability Insurance	781,000	781,000	-	781,000
Reserve for BEP	-	-	-	-
Reserve for Career Ladder	24,508	(1,646)	-	(1,646)
Assign for Education - ESSER	2,000,000	2,000,000	-	2,000,000
Assign for Education - School Bus Replacements	1,609,500	1,609,500	-	1,609,500
Assign for Technology Equipment, Purchases and Leases	6,419,971	6,419,971	-	6,419,971

Total Reserves	11,537,197	11,511,043	-	11,511,043
-----------------------	-------------------	-------------------	----------	-------------------

Beginning Fund Balance	30,561,137	51,579,506	-	51,579,506
-------------------------------	-------------------	-------------------	----------	-------------------

Actual Fund Balance as of 6/30/22

Total Reserves and Fund Balance	42,098,334	63,090,549	-	63,090,549
--	-------------------	-------------------	----------	-------------------

Total Available Funds	375,645,565	397,055,019	5,587,100	402,642,119
------------------------------	--------------------	--------------------	------------------	--------------------

**Clarksville-Montgomery County School System
General Purpose School Fund Budget**

	2022-23 Original Budget	Current Amended Budget	Proposed Increase (Decrease)	Proposed Amended Budget	
--	-------------------------------	------------------------------	------------------------------------	-------------------------------	--

Expenditures (Appropriations)**71100 - Regular Instruction**

Salaries	112,858,144	116,150,415	7,870	116,158,285	Payroll projection adj \$1.8k; From 72210 for sub \$6k
Employee Benefits	37,740,146	38,282,678	-	38,282,678	
Contracted Services	2,535,479	2,535,479	10,000	2,545,479	Move from 72130 for Gibson Audit
Supplies and Materials	6,442,636	8,142,636	-	8,142,636	
Equipment	6,633,100	6,633,100	-	6,633,100	
Student Fee Waivers	313,210	313,210	-	313,210	
Total 71100 - Regular Instruction	166,522,715	172,057,518	17,870	172,075,388	

71150 - Alternative School

Salaries	1,053,338	1,085,126	79,700	1,164,826	Payroll projection adj-based on education/experience
Employee Benefits	366,804	372,052	26,217	398,269	Associated benefits-SS/MC/RT \$12.8k; Medical prj \$13.4k
Contracted Services	4,600	4,600	-	4,600	
Supplies and Materials	3,000	3,000	-	3,000	
Total 71150 - Alternative School	1,427,742	1,464,778	105,917	1,570,695	

71200 - Special Education

Salaries	30,678,933	31,918,920	157,465	32,076,385	EBS pilot RBT prgm \$137.5k; Add 1:1 Aide \$19.9k
Employee Benefits	10,763,853	10,939,214	127,644	11,066,858	Associated benefits
Contracted Services	612,447	1,409,329	140,511	1,549,840	High Cost Reimb adjustment for allocation rec'd
Supplies and Materials	247,196	247,196	-	247,196	
Equipment	35,000	35,000	-	35,000	
Staff Development	10,000	10,000	-	10,000	
Total 71200 - Special Education	42,347,429	44,559,659	425,620	44,985,279	

Clarksville-Montgomery County School System General Purpose School Fund Budget

	2022-23 Original Budget	Current Amended Budget	Proposed Increase (Decrease)	Proposed Amended Budget	
--	-------------------------------	------------------------------	------------------------------------	-------------------------------	--

71300 - Vocational Education

Salaries	4,708,723	4,790,082	11,000	4,801,082	CTSO Advisor Stipend adjustment
Employee Benefits	1,506,718	1,520,237	1,798	1,522,035	Associated Benefits
Contracted Services	9,431	7,931	-	7,931	
Supplies and Materials	667,950	612,530	-	612,530	
Other Charges	603	603	-	603	
Equipment	110,000	66,238	-	66,238	
Total 71300 - Vocational Education	7,003,425	6,997,621	12,798	7,010,419	

72110 - Student Services

Salaries	728,752	813,569	8,440	822,009	Payroll projection adjustment
Employee Benefits	208,565	222,370	9,584	231,954	Associated Benefits-SS/MC/RT \$1.2k;\$Medical prj\$8.3k
Contracted Services	10,317	10,317	-	10,317	
Supplies and Materials	13,000	13,000	-	13,000	
Staff Development	8,200	8,200	-	8,200	
Total 72110 - Student Services	968,834	1,067,456	18,024	1,085,480	

72120 - Health Services

Salaries	1,836,881	1,857,354	(6,000)	1,851,354	CSH reallocation of budget
Employee Benefits	677,773	679,402	(3,716)	675,686	Associated benefits-CSH reallocation
Contracted Services	1,500	1,500	-	1,500	
Supplies and Materials	33,795	38,795	5,000	43,795	CSH reallocation of budget
Equipment	36,943	63,187	4,716	67,903	CSH reallocation of budget
Other	4,743	1,000	-	1,000	
Total 72120 - Health Services	2,591,635	2,641,238	-	2,641,238	

Clarksville-Montgomery County School System General Purpose School Fund Budget

	2022-23 Original Budget	Current Amended Budget	Proposed Increase (Decrease)	Proposed Amended Budget	
72130 - Other Student Support					
Salaries	10,150,709	10,413,479	104,035	10,517,514	Payroll prj adj \$86.8k; Girls Flag Football coaches \$17.2k
Employee Benefits	3,191,697	3,235,417	17,508	3,252,925	Associated Benefits
Contracted Services	620,916	614,318	(26,500)	587,818	Moved \$10k to 71100 & \$2k to 72210; Move to equip \$15k
Supplies and Materials	6,700	17,765	11,898	29,663	Momentum Grt \$13k; MoralGrt \$1.2k; -\$2.4k to equip
Equipment	182,440	326,160	43,042	369,202	MS Cheerleading Startup \$25.6k; \$17.4k from Srvs/Supp
Staff Development	10,000	10,000	-	10,000	
Other	1,350	1,350	-	1,350	
Total 72130 - Other Student Support	14,163,812	14,618,489	149,983	14,768,472	
72210 - Regular Instruction Support					
Salaries	12,682,017	13,276,990	238,360	13,515,350	Payroll proj adj \$170.4k; \$74k from supp; -\$6k to 71100
Employee Benefits	3,961,628	4,077,733	156,367	4,234,100	Associated Benefits-SS/MC/RT \$46.9k; Medical prj \$109.5k
Contracted Services	1,150,765	998,465	33,601	1,032,066	Mileage \$13k; \$28k from supp; \$2k from 72130; -\$9.6k to equip
Supplies and Materials	1,179,449	1,604,230	(132,781)	1,471,449	ARP CCEIS -\$122.7k adj; Safe Schools -\$10k
Equipment	238,191	403,002	28,477	431,479	Safe Schools Act reallocate to other accounts
Staff Development	1,577,172	1,607,872	(1,049)	1,606,823	Safe Schools -\$6k; ARP CCSEIS +\$5k
Other	35,500	45,500	5,450	50,950	Moral Grant \$3.5k; Graduation \$1.9k
Total 72210 - Regular Instruction Support	20,824,722	22,013,792	328,425	22,342,217	
72215 - Alternative School Support					
Salaries	25,281	26,282	15,560	41,842	Payroll projection adjustment
Employee Benefits	5,379	5,577	3,292	8,869	Associated benefits
Total 72215 - Alternative School Support	30,660	31,859	18,852	50,711	

Clarksville-Montgomery County School System General Purpose School Fund Budget

	2022-23 Original Budget	Current Amended Budget	Proposed Increase (Decrease)	Proposed Amended Budget	
--	-------------------------------	------------------------------	------------------------------------	-------------------------------	--

72220 - Special Education Support

Salaries	2,922,123	2,996,654	350	2,997,004	Payroll projection adjustment
Employee Benefits	935,838	948,202	-	948,202	
Contracted Services	204,705	204,705	-	204,705	
Supplies and Materials	295,301	295,301	-	295,301	
Staff Development	18,000	18,000	-	18,000	
Total 72220 - Special Education Support	4,375,967	4,462,862	350	4,463,212	

72230 - Vocational Education Support

Salaries	139,017	164,425	130	164,555	Payroll projection adjustment
Employee Benefits	23,809	44,595	-	44,595	
Contracted Services	-	1,500	55,000	56,500	SPARC Grant to build Barber Lab at KHS
Supplies and Materials	600	600	42,408	43,008	SPARC Grant supplies \$40.4k;TCAT Van maintenance \$2.2k
Staff Development	12,000	12,000	-	12,000	
Total 72230 - Vocational Education Support	175,426	223,120	97,538	320,658	

72250 - Technology

Salaries	1,621,588	1,660,441	5	1,660,446	Payroll projection adjustment
Employee Benefits	504,051	511,846	2,928	514,774	Medical projections adj
Contracted Services	2,007,666	2,007,666	-	2,007,666	
Supplies and Materials	2,828,377	2,828,377	-	2,828,377	
Equipment	525,000	525,000	-	525,000	
Staff Development	31,460	31,460	-	31,460	
Total 72250 - Technology	7,518,142	7,564,790	2,933	7,567,723	

72260 - Adult Education Support

Salaries	186,167	190,554	30	190,584	Payroll projection adjustment
Employee Benefits	39,045	39,763	-	39,763	
Total 72260 - Adult Education Support	225,212	230,317	30	230,347	

Clarksville-Montgomery County School System General Purpose School Fund Budget

	2022-23 Original Budget	Current Amended Budget	Proposed Increase (Decrease)	Proposed Amended Budget	
--	-------------------------------	------------------------------	------------------------------------	-------------------------------	--

72310 - Board of Education

Salaries	73,331	74,798	1,060	75,858	Payroll projection adjustment
Employee Benefits	1,509,657	1,509,968	-	1,509,968	
Contracted Services	383,150	383,150	7,000	390,150	OJI Actuarial Study
Insurance Premiums	1,134,929	1,141,762	300,000	1,441,762	OJI/Prop claims increase \$100k each & \$100k Legal
Trustee's Commission	1,807,000	1,807,000	-	1,807,000	
Staff Development	19,500	19,500	8,000	27,500	Board Member Conference
Background Investigations/Prof. Dev.	132,575	132,575	-	132,575	
Other	500	500	15	515	To cover actual cost

Total 72310 - Board of Education	5,060,642	5,069,253	316,075	5,385,328	
---	------------------	------------------	----------------	------------------	--

72320 - Director of Schools

Salaries	880,741	901,163	-	901,163	
Employee Benefits	267,726	271,388	-	271,388	
Contracted Services	78,623	81,208	-	81,208	
Supplies and Materials	4,375	4,375	-	4,375	
Equipment	1,500	1,500	-	1,500	
Staff Development	21,250	26,700	6,000	32,700	Director's Conference/Trainings

Total 72320 - Director of Schools	1,254,215	1,286,334	6,000	1,292,334	
--	------------------	------------------	--------------	------------------	--

72320 - Printing and Communications

Salaries	606,714	621,699	-	621,699	
Employee Benefits	235,609	238,328	-	238,328	
Contracted Services	75,139	76,139	3,020	79,159	Charter School review \$2.5k; Adj Actual Cost \$520
Supplies and Materials	60,776	60,776	-	60,776	
Equipment	26,000	32,500	-	32,500	
Staff Development	27,982	27,982	-	27,982	

Total 72320 - Printing and Communications	1,032,220	1,057,424	3,020	1,060,444	
--	------------------	------------------	--------------	------------------	--

**Clarksville-Montgomery County School System
General Purpose School Fund Budget**

	2022-23 Original Budget	Current Amended Budget	Proposed Increase (Decrease)	Proposed Amended Budget
--	-------------------------------	------------------------------	------------------------------------	-------------------------------

72410 - Office of the Principal

Salaries	17,524,849	18,126,027	-	18,126,027
Employee Benefits	6,352,490	6,481,968	-	6,481,968
Contracted Services	43,956	43,956	-	43,956
Equipment	36,000	36,000	-	36,000
Staff Development	42,000	42,000	-	42,000

Total 72410 - Office of the Principal	23,999,295	24,729,951	-	24,729,951
--	-------------------	-------------------	----------	-------------------

72510 - Business Affairs

Salaries	2,239,418	2,298,799	-	2,298,799
Employee Benefits	771,813	783,053	30,180	813,233
Contracted Services	140,707	152,757	-	152,757
Supplies and Materials	23,685	23,685	-	23,685
Equipment	12,260	12,260	-	12,260
Staff Development	49,969	49,969	-	49,969

Medical projection adj

Total 72510 - Business Affairs	3,237,852	3,320,523	30,180	3,350,703
---------------------------------------	------------------	------------------	---------------	------------------

72520 - Human Resources

Salaries	2,164,105	2,215,793	-	2,215,793
Employee Benefits	681,052	690,769	-	690,769
Contracted Services	298,350	324,990	-	324,990
Supplies and Materials	40,500	40,500	-	40,500
Equipment	181,200	182,900	-	182,900
Staff Development	29,650	29,650	-	29,650

Total 72520 - Human Resources	3,394,857	3,484,602	-	3,484,602
--------------------------------------	------------------	------------------	----------	------------------

Clarksville-Montgomery County School System General Purpose School Fund Budget

	2022-23 Original Budget	Current Amended Budget	Proposed Increase (Decrease)	Proposed Amended Budget	
72610 - Operation of Plant					
Salaries	7,466,703	7,646,171	4,440	7,650,611	Payroll projection adjustment
Employee Benefits	3,213,659	3,246,541	-	3,246,541	
Contracted Services	750,400	750,400	-	750,400	
Supplies and Materials	957,081	957,081	77,560	1,034,641	Fuel cost for Warehouse \$8k; Custodial Supplies \$69.5k
Equipment	822,000	822,000	-	822,000	
Utilities	7,120,000	7,420,000	650,000	8,070,000	Electricity \$500k; Water/Sewer \$100k; Natural Gas \$50k estim
Insurance Premiums	880,281	792,370	-	792,370	
Staff Development	5,000	5,000	-	5,000	
Total 72610 - Operation of Plant	21,215,124	21,639,563	732,000	22,371,563	
72620 - Maintenance of Plant					
Salaries	3,356,453	3,489,843	5	3,489,848	Payroll projection adjustment
Employee Benefits	1,487,421	1,512,164	-	1,512,164	
Contracted Services	3,126,897	3,126,897	-	3,126,897	
Supplies and Materials	1,645,587	1,645,587	-	1,645,587	
Equipment	155,000	155,000	-	155,000	
Insurance Premiums	79,822	82,488	-	82,488	
Staff Development	10,000	10,000	-	10,000	
Total 72620 - Maintenance of Plant	9,861,180	10,021,979	5	10,021,984	
73400 - Early Childhood Education					
Salaries	1,916,082	1,967,831	22,480	1,990,311	Payroll projection adjustment
Employee Benefits	776,841	785,654	2,832	788,486	Associated benefits
Contracted Services	2,745	2,745	-	2,745	
Supplies and Materials	22,500	22,500	-	22,500	
Equipment	12,500	12,500	-	12,500	
Staff Development	6,000	6,000	-	6,000	
Total 73400 - Early Childhood Education	2,736,668	2,797,230	25,312	2,822,542	

Clarksville-Montgomery County School System
General Purpose School Fund Budget

	2022-23 Original Budget	Current Amended Budget	Proposed Increase (Decrease)	Proposed Amended Budget
--	-------------------------------	------------------------------	------------------------------------	-------------------------------

82130 - Debt Service

Principal Payments	6,175,498	6,175,498	-	6,175,498
Total 82130 - Debt Service	6,175,498	6,175,498	-	6,175,498

82230 - Debt Service

Lease Interest Payments	104,103	104,103	-	104,103
Total 82230 - Debt Service	104,103	104,103	-	104,103

99100 - Interfund Transfers

	196,324	196,324	-	196,324
Total 99100 - Interfund Transfers	196,324	196,324	-	196,324

Total Expenditures	346,443,699	357,816,283	2,290,932	360,107,215
---------------------------	--------------------	--------------------	------------------	--------------------

Ending Reserves and Fund Balance

Fund Balance	17,664,669	27,727,693	3,296,168	31,023,861	
On-The-Job Injury Reserve	702,218	702,218	-	702,218	
Property & Liability Insurance Reserve	781,000	781,000	-	781,000	
BEP Reserve	-	-	-	-	
Career Ladder Reserve	24,508	(1,646)	-	(1,646)	
Assign for Education - ESSER	2,000,000	2,000,000	-	2,000,000	
Assign for Education - School Bus Replacements	1,609,500	1,609,500	-	1,609,500	
Assign for Technology Equipment, Purchases and Leases	6,419,971	6,419,971	-	6,419,971	

Projected fund balance at 6/30/23

Total Reserves and Fund Balance	29,201,866	39,238,736	3,296,168	42,534,904	
--	-------------------	-------------------	------------------	-------------------	--

Total Expenditures, Reserves and Fund Balance	375,645,565	397,055,019	5,587,100	402,642,119	
--	--------------------	--------------------	------------------	--------------------	--

**Clarksville-Montgomery County School System
General Purpose School Fund Budget**

2022-23 Original Budget	Current Amended Budget	Proposed Increase (Decrease)	Proposed Amended Budget
-------------------------------	------------------------------	------------------------------------	-------------------------------

**Clarksville-Montgomery County School System
Child Nutrition Fund Budget**

	2022-2023 Original Budget	Current Amended Budget	Proposed Increase (Decrease)	Amended Budget
--	---------------------------------	------------------------------	------------------------------------	-------------------

Estimated Revenues

Local Revenues						
43521	Lunch Payments - Children	3,527,338	3,527,338	-	3,527,338	
43522	Lunch Payments - Adults	170,960	170,960	-	170,960	
43523	Income from Breakfast	178,637	178,637	381,363	560,000	Forecasted Breakfast Income
43525	Ala Carte Sales	1,257,355	1,257,355	-	1,257,355	
43990	Contract Services	30,000	30,000	110,000	140,000	Forecasted Other Inc from Services
44110	Interest Earned	23,767	23,767	-	23,767	
44130	Sale of Materials & Supplies	38,933	38,933	-	38,933	
44170	Miscellaneous Refund	509	509	-	509	
44530	Sale of Equipment	10,000	10,000	10,000	20,000	Sale of Equipment
	Total Local Revenues	5,237,499	5,237,499	501,363	5,738,862	
State Revenues - BEP						
46520	School Food Service	157,834	157,834	-	157,834	
	Total State Revenues	157,834	157,834	-	157,834	
Federal Revenues						
47111	Section 4 - Lunch Funds	8,869,147	8,869,147	1,755,913	10,625,060	Based on year-to-date collections
47112	USDA - Commodities	1,300,000	1,300,000	-	1,300,000	
47113	Breakfast Reimbursement	3,434,890	3,434,890	560,110	3,995,000	Based on year-to-date collections
47114	USDA	-	1,000	65,418	66,418	Supp Chain Grnt\$59.5k;P-BET Work\$5.9k
	Total Federal Revenues	13,604,037	13,605,037	2,381,441	15,986,478	
	Total Revenues	18,999,370	19,000,370	2,882,804	21,883,174	
	Beginning Fund Balance	9,761,865	13,372,701	-	13,372,701	Actual Fund Balance at 6/30/22
	Total Available Funds	28,761,235	32,373,071	2,882,804	35,255,875	

**Clarksville-Montgomery County School System
Child Nutrition Fund Budget**

	2022-2023 Original Budget	Current Amended Budget	Proposed Increase (Decrease)	Amended Budget	
--	---------------------------------	------------------------------	------------------------------------	-------------------	--

Expenditures (Appropriations)

73100 - Food Service					
Salaries	7,154,948	7,381,952	-	7,381,952	
Employee Benefits	3,003,443	3,045,961	-	3,045,961	
Contracted Services	874,353	877,674	169,000	1,046,674	Cont Svcs\$152k; Mileage Reim\$17k
Supplies and Materials	9,423,408	9,432,408	3,042,999	12,475,407	Food \$2.65M; Non-food \$360k; Other \$33k
Utilities	797,671	819,671	-	819,671	
Insurance Premiums	8,000	8,000	-	8,000	
Other Charges	18,082	18,082	-	18,082	
Equipment	612,000	1,312,000	1,000,000	2,312,000	Walkin Freezer/Coller; Serving lines; Truck Conversion
Total 73100 - Food Service	21,891,905	22,895,748	4,211,999	27,107,747	
Total Expenditures	21,891,905	22,895,748	4,211,999	27,107,747	
Ending Fund Balance	6,869,330	9,477,323	(1,329,195)	8,148,128	Projected fund balance at 6/30/23
Total Expenditures and Fund Balance	28,761,235	32,373,071	2,882,804	35,255,875	

Clarksville-Montgomery County School System Transportation Fund Budget

	2022-2023 Original Budget	Current Amended Budget	Proposed Increase (Decrease)	Proposed Amended Budget
--	---------------------------------	------------------------------	------------------------------------	-------------------------------

Estimated Revenues

Local Revenues

Current Property Tax	1,966,800	1,966,800	-	1,966,800	
Trustees Collection - Prior Years	45,000	45,000	-	45,000	
Trustees Collection - Bankruptcy	1,000	1,000	-	1,000	
Circuit Clerk	23,000	23,000	-	23,000	
Interest & Penalties	15,000	15,000	-	15,000	
Payments In Lieu of Taxes (Utility)	46,480	46,480	-	46,480	
Bank Excise Tax	9,000	9,000	-	9,000	
Sale of Materials & Supplies	2,000	2,000	-	2,000	
Sale of Recycled Materials	1,000	1,000	-	1,000	
Misc. Refund - Other	22,000	22,000	-	22,000	
Sale of Equipment	40,000	40,000	-	40,000	
Damages from Individuals	1,000	1,000	-	1,000	
Total Local Revenues	2,172,280	2,172,280	-	2,172,280	
State Revenues - BEP					
Basic Education Program	15,810,247	15,810,247	-	15,810,247	
Total State Revenues - BEP	15,810,247	15,810,247	-	15,810,247	
Federal Revenues					
Educ. of the Handicapped Act	1,291,137	1,291,137	-	1,291,137	
Total Federal Revenues	1,291,137	1,291,137	-	1,291,137	
Total Revenues	19,273,664	19,273,664	-	19,273,664	
Beginning Fund Balance	1,993,532	5,215,637	-	5,215,637	Actual fund balance at 6/30/22
Total Available Funds	21,267,196	24,489,301	-	24,489,301	

**Clarksville-Montgomery County School System
Transportation Fund Budget**

	2022-2023 Original Budget	Current Amended Budget	Proposed Increase (Decrease)	Proposed Amended Budget
--	---------------------------------	------------------------------	------------------------------------	-------------------------------

Expenditures (Appropriations)

72310 - Board of Education					
Trustee's Commission	52,067	52,067	-	52,067	
Total 72310 - Board of Education	52,067	52,067	-	52,067	
72710 - Transportation					
Salaries	11,258,449	11,602,134	86,860	11,688,994	Payroll projection adjustment
Employee Benefits	4,461,792	4,524,660	-	4,524,660	
Contracted Services	627,600	627,600	350	627,950	License cost
Supplies and Materials	2,051,502	2,051,502	7,500	2,059,002	Lubricant cost
Equipment	1,683,000	1,746,000	-	1,746,000	
Insurance Premiums	148,243	147,084	-	147,084	
Staff Development	34,000	34,000	-	34,000	
Total 72710 - Transportation	20,264,586	20,732,980	94,710	20,827,690	
Total Expenditures	20,316,653	20,785,047	94,710	20,879,757	
Ending Fund Balance	950,543	3,704,254	(94,710)	3,609,544	Projected fund balance as of 6/30/23
Total Expenditures and Fund Balance	21,267,196	24,489,301	-	24,489,301	

RESOLUTION TO ACCEPT DONATION FUNDS FOR THE MONTGOMERY COUNTY ANIMAL CARE AND CONTROL FROM CAROLE R. MERCER

WHEREAS, the Montgomery County Animal Care and Control has been provided a donation from Carole R. Mercer in honor of her sister Marty Patterson of Chicago, Illinois; and

WHEREAS, Carole R. Mercer has donated funds to be distributed to the Montgomery County Animal Care and Control Shelter; and

WHEREAS, Carole R. Mercer has donated the sum of \$5,000 in honor of her sister Marty Patterson.

NOW, THEREFORE, BE IT RESOLVED by the Montgomery County Board of Commissioners assembled in regular business session on this 13th day of March, 2023 that the donated funds be dispersed as described below:

<u>ACCOUNT</u>	<u>DESCRIPTION</u>	<u>AMOUNT</u>
101-55120-00000-48610-G1140	Donations	\$5,000.00

Duly passed and approved this the 13th day of March, 2023



Attested Jerena Cottrell
County Clerk

Sponsor [Signature]

Commissioner [Signature]

Approved [Signature]
County Mayor

RESOLUTION TO ACCEPT GRANT FUNDS FOR THE MONTGOMERY COUNTY ANIMAL CARE AND CONTROL FROM BEST FRIENDS HUMANE SOCIETY

WHEREAS, the Montgomery County Animal Care and Control has been awarded a grant through the Best Friends Humane Society as part of the Shelter Collaboration Grant; and

WHEREAS, for meeting specific monthly life-saving goals as directed through the Shelter Collaboration Grant, Best Friends Humane Society awards directed amounts for meeting those quarterly goals; and

WHEREAS, Montgomery County Animal Care and Control was able to meet the goals specified in the Best Friends Humane Society Shelter Collaboration Grant and has been awarded the sum of \$6,000 for the first quarter goal achievement.

NOW, THEREFORE, BE IT RESOLVED by the Montgomery County Board of Commissioners assembled in regular business session on this 13th day of March, 2023 that the grant funds be dispersed as described below:

<u>ACCOUNT</u>	<u>DESCRIPTION</u>	<u>AMOUNT</u>
101-55120-00000-46390-G1603	Other Health and Welfare Grant	\$6,000.00

Duly passed and approved this the 13th day of March, 2023



Attested Jerena Cottrell
County Clerk

Sponsor [Signature]

Commissioner [Signature]

Approved [Signature]
County Mayor

**RESOLUTION TO ACCEPT DONATION FUNDS FOR THE
MONTGOMERY COUNTY ANIMAL CARE AND CONTROL
FROM JAMES AND BETTY CORLEW FAMILY FOUNDATION**

WHEREAS, the Montgomery County Animal Care and Control has been provided a donation from the James and Betty Corlew Family Foundation; and

WHEREAS, the James and Betty Corlew Foundation has donated funds to be distributed into specific areas of the shelter for the welfare and benefit of all animals housed at Montgomery County Animal Care and Control; and

WHEREAS, James and Betty Corlew Family Foundation has donated the sum of \$50,000 to be distributed into specific areas of the shelter operations; and

WHEREAS, the donated funds from the James and Betty Corlew Family Foundation shall be distributed in the following manner, \$20,000 for Animal Food, Treats, and Bones; \$20,000 for Veterinary Care and Medicine; and \$10,000 for bedding and toys.

NOW, THEREFORE, BE IT RESOLVED by the Montgomery County Board of Commissioners assembled in regular business session on this 13th day of March, 2023 that the donated funds be dispersed as described below:

<u>ACCOUNT</u>	<u>DESCRIPTION</u>	<u>AMOUNT</u>
101-55120-00000-48610-G2380	Donations	(\$50,000.00)
101-55120-00000-53570-G2380	Veterinary Services	\$20,000.00
101-55120-00000-54010-G2380	Animal Food & Supplies	\$30,000.00

Duly passed an approved this the 13th day of March, 2023



Attested

Jeresa Cottrell
County Clerk

Sponsor _____

Commissioner _____

Approved _____

County Mayor

**RESOLUTION TO ACCEPT AND APPROPRIATE
JOINT GRANT FUNDS FROM THE BUREAU OF JUSTICE ASSISTANCE
OF THE UNITED STATES DEPARTMENT OF JUSTICE**

WHEREAS, the United States Department of Justice, Bureau of Justice Assistance has awarded a \$69,910.00 for the 2022 JAG award period, to be divided between the City of Clarksville and Montgomery County for various law enforcement projects including communication services and associated communication equipment; and

WHEREAS, Resolution 22-9-1, *Resolution to Adopt an Interlocal Agreement between the City of Clarksville and Montgomery County for Joint Funding from the Bureau of Justice Assistance of the United States Department of Justice on a Joint Award of Federal Byrne Justice Assistance Grant Funds*, states that the City of Clarksville is the grantee and will pass a portion of these funds in the amount of \$20,973.00 as stipulated above to Montgomery County, the sub-recipient; and

WHEREAS, there is no required match of funds and there is no requirement that these projects be continued under the terms of the grant on expiration.

NOW, THEREFORE, BE IT RESOLVED by the Board of Commissioners of Montgomery County, Tennessee, meeting this the 13th day of March, 2023, that Montgomery County hereby accepts \$20,973.00 from the United States Department of Justice, Bureau of Justice Assistance for the purposes herein stated and detailed as follows:

101-54110-00000-54-47590-G2360	Other Federal Revenue	(\$20,973.00)
101-54110-00000-54-53070-G2360	Communication Services	\$20,973.00

IT IS FURTHER RESOLVED THAT the County Mayor may execute the Contract for the same, in substantially the form submitted with such completions, omissions, insertions and changes as may be approved by the officer executing it, his or her execution to constitute conclusive evidence of his or her approval of any such omissions, insertions and changes. The Mayor is hereby authorized and directed to execute and deliver the Contract.

Duly passed this the 13th day of March, 2023.



Attest Jerome Cottrop
County Clerk

Sponsor [Signature]

Commissioner [Signature]

Approved [Signature]
County Mayor

**RESOLUTION BY THE MONTGOMERY COUNTY RECOVERY COURT
ACCEPTING ADDITIONAL GRANT FUNDS FROM THE STATE OF
TENNESSEE DEPARTMENT OF MENTAL HEALTH AND SUBSTANCE
ABUSE SERVICES AND AMENDING THE BUDGET OF THE
RECOVERY COURT GRANT IN THE AMOUNT OF TWENTY-SEVEN
THOUSAND DOLLARS (\$27,000)**

WHEREAS, Montgomery County established a Recovery Court in June 2005 pursuant to the Drug Court Treatment Act of 2003 (Public Chapter 335, Tennessee Annotated §16-22-101 to 113); and

WHEREAS, the Montgomery County Recovery Court receives grant funds annually from the State of Tennessee Department of Mental Health and Substance Abuse Services; and

WHEREAS, the Montgomery County Recovery Court grant is currently in the amount of seventy thousand dollars (\$70,000); and

WHEREAS, the State of Tennessee Department of Mental Health and Substance Abuse Services has awarded an additional twenty-seven thousand dollars (\$27,000) to Montgomery County Recovery Court to support workforce development and provide rate increases for community behavioral health grant programs.

NOW THEREFORE BE IT RESOLVED by the Montgomery County Board of Commissioners assembled in regular session on this 13th day of March 2023, that the budget of the Montgomery County Recovery Court accept additional grant funding in the amount of twenty-seven thousand dollars (\$27,000) from the State of Tennessee Department of Mental Health and Substance Abuse Services and appropriate these funds as follows:

101-53800-00000-53-46980-G7010	Other State Grants	(\$ 27,000.00)
101-53800-00000-53-53990-G7010	Other Contracted Services	\$ 27,000.00

Duly passed and approved this 13th day of March 2023.

Sponsor Sherry Robertson

Commissioner [Signature]

Approved [Signature]
County Mayor



Attest Jessica Cottrell
County Clerk

**RESOLUTION AMENDING THE MONTGOMERY COUNTY GEOGRAPHIC
INFORMATION SYSTEMS (GIS) FISCAL YEAR 2022-2023 BUDGET**

WHEREAS, the Montgomery County Assessor of Property has the mandate to discover, list, and classify all real property in Montgomery County for ad valorem purposes; and the Montgomery County Assessor's Office will conduct the next county-wide reappraisal as of January 1, 2024; and

WHEREAS, part of the reappraisal program is the visual inspection of all real property parcels leading up to the year of reappraisal. Montgomery County has historically employed the use of aerial photography to achieve this mandate; and

WHEREAS, Montgomery County is proud to be home to one of America's largest military installations, Fort Campbell. Fort Campbell is strategically located on the TN/KY state line. This 106,700-acre installation possesses a unique capability to deploy mission-ready contingency forces by air, rail, highway, and inland waterway; and

WHEREAS, Fort Campbell is also home to the only Air Assault Division in the world, the 101st Airborne Division (Air Assault). It is also the home to two prestigious Special Operations Command units, the 5th Special Forces Group (Airborne) and the 160th Special Operations Aviation Regiment (Airborne); and

WHEREAS, Fort Campbell is no longer able to allow third-party access to their airspace along the shared border with Montgomery County because of matters of security. The result of this is approximately 12,000 parcels along and extending from Hwy 79 and Hwy 41-N, or 15% of our real property inventory, is no longer available for aerial image capture; and

WHEREAS, a service called street-level imagery is available to provide images sufficient to identify a property, take most required measurements, and adequately perform mandated tasks with very little intrusion on the property owner. This imagery is able to be consumed by the Assessor's valuation software and other public-facing website products.

NOW, THEREFORE, BE IT RESOLVED, by the Montgomery County Board of Commissioners assembled in regular session on this 13th day of March 2023, that the Montgomery County GIS budget be increased using GIS reserves in order to meet state mandates for inspection review, complete the 2024 reappraisal, and more efficiently assist property owners and other interested parties.

Account Number	Description	Amount
101-51760-00000-51-53090	Contracts—Government Agency	\$90,000.00

Duly Passed and Approved This 13th day of March 2023



Attested Jerronda Cottrell
County Clerk

Sponsor [Signature]

Commissioner [Signature]

Approved [Signature]
County Mayor

**RESOLUTION ACCEPTING AND APPROPRIATING FUNDS FROM THE
COMMUNITY DEVELOPMENT BLOCK GRANT (CDBG) PROGRAM
ADMINISTERED BY THE GREATER NASHVILLE REGIONAL COUNCIL (GNRC)
FOR THE PURPOSE OF EXPANDING DAY CARE OPTIONS FOR ECONOMIC
DEVELOPMENT**

WHEREAS, the federal government has made funds available to expand day care options for economic development; and

WHEREAS, these funds are being administered through the State Department of Economic and Community Development in the form of reimbursable grants for day care facilities; and

WHEREAS, funding in the amount of three hundred seventy-nine thousand two hundred eighty-nine dollars (\$379,289) has been approved to be used towards the renovation of a local day care center; and

WHEREAS, Otter Learning (dba Spotlight Child Care and Preschool) was awarded the grant to be used toward the renovation of their facility; and

WHEREAS, the incurred costs pertaining to the project will be paid for by Montgomery County and reimbursed by the state.

NOW THEREFORE BE IT RESOLVED by the Montgomery County Board of Commissioners assembled on this 13th day of March 2023 that Montgomery County Government accept and appropriate funds from the Community Development Block Grant program in the amount of three hundred seventy-nine thousand two hundred eighty-nine dollars (\$379,289) for the purpose of renovating the Otter Learning Day Care which will provide affordable day care in Montgomery County.

Duly passed and approved this 13th day of March 2023.



Sponsor

[Handwritten signature]

Commissioner

[Handwritten signature]

Approved

[Handwritten signature]

County Mayor

Attest

[Handwritten signature: Jereca Cottrell]

County Clerk

RESOLUTION APPROVING REVISIONS TO THE JAIL AND JUVENILE COMMITTEE AS RECOMMENDED BY THE RULES COMMITTEE

WHEREAS, the Rules Committee is charged with the responsibility of analyzing the structure, organization and functions of the boards and committees of Montgomery County Government; and

WHEREAS, the Tennessee Corrections Institute has developed accreditation standards for local adult correctional facilities with the recommendation to form a committee by resolution to address certain needs of inmates and the jail to include member(s) from the local justice system and health care; and

WHEREAS, the current Jail and Juvenile Committee satisfies only a portion of the recommended roles for accreditation standards.

NOW, THEREFORE, BE IT RESOLVED by the Montgomery County Board of Commissioners meeting in regular business session this 13th day of March, that the following deletions, changes and amendments of the Jail and Juvenile Committee be adopted as follows:

1. The Authority of the Committee is as set out in Resolution 98-9-8 and Amended and Restated in Resolution 12-9-3.
2. The current Resolution, as Amended, is further now amended to reflect an additional purpose of the Committee to address local programmatic needs, construction needs, overcrowding, recidivism rates, inmate needs (mental health, substance use disorders, veterans, homelessness, etc.) criminal justice system challenges, and other needs specifically related to the overall improvement of resources needed for local correctional facilities.
3. Further, the Membership of the committee is amended by adding the Veterans Treatment Court Director, the Public Health Director, and the Director of Schools of Clarksville-Montgomery County Schools or his/her designee who works directly with juveniles. These representatives shall serve to address the additional purposes of the committee as described in paragraph two above and shall serve as non-voting ex-officio members.

Duly passed and approved this 13th day of March 2023.

Sponsor _____

Commissioner _____

Approved _____

County Mayor



Attested _____
County Clerk

RESOLUTION TO INDEPENDENTLY ESTABLISH THE OPTIMUM SIZE OF A PROPOSED HOTEL AND CONFERENCE CENTER

WHEREAS, the Montgomery County Board of Commissioners approved Resolution 20-5-2, as amended by Resolution 20-9-14, that established funding through an Interlocal Agreement for the purchase of 69 acres of land in the vicinity of Dunlop Lane and Ted Crozier Boulevard and tasked the IDB to develop at a minimum a 150-room high quality hotel with an attached 40,000 sq. ft. minimum conference center, and

WHEREAS, Montgomery County does not have access to a current market study to determine the optimal size for a conference center, if over 40,000 square feet; and

WHEREAS, an independent hotel and conference center market study will cost not more than \$27,500 and will help mitigate the risk of over/under-building capacity for our community's market; and

WHEREAS, the development of an appropriately sized hotel and conference center is a tremendous asset to the community's tourism industry; and

WHEREAS, year-to-date Occupancy Tax proceeds have outpaced the Commission's budget projections and its legally adopted budget resulting in unbudgeted income of at least \$27,500; and

NOW, THEREFORE BE IT RESOLVED, this Commission, has determined that such request is reasonable and in the best interest of the EDC, the IDB, and the County,

BE IT FURTHER RESOLVED by the Montgomery County Board of Commissioners on this 13th day of March 2023, that the EDC budget for Occupancy Tax Revenue and Professional Consulting Services Expense be amended by \$27,500 to execute this vital study to support and foster responsible economic development activity for the proposed Business Park on Dunlop Lane.

Duly passed and approved this 13th day of March 2023.



Attested Jessica Cottrell
County Clerk

Sponsor [Signature]
Commissioner [Signature]
Approved [Signature]
County Mayor

**RESOLUTION TO ESTABLISH COUNTY PUBLIC HEALTH
AND AREA ADVISORY COMMITTEE**

WHEREAS, Montgomery County has and maintains open areas of public walkways, greenways, blueways, and other exercise areas which all are preserved for the use and benefit of its citizens; and

WHEREAS, these areas serve all ages and promote exercise, health and vitality and are likewise set aside and maintained for future use by its citizens; and

WHEREAS, there exists growing demands for more areas for citizens of Montgomery County, likewise there exists growing opportunities for expansion of and development of new and existing areas; and

WHEREAS, the establishment of a committee of representatives to study, consider and inform the County of any potential opportunities, design, and funding thereof from all available sources for recommendations and consideration of the County, that a County board be established to carry out the purpose herein.

NOW, THEREFORE, BE IT RESOLVED, the “County Public Health and Public Area Advisory Committee” be established by the Montgomery County Board of Commissioners meeting in regular session on this the 13th day of March 2023, and the membership thereof be:

One member of the County Commission, two members from residents of the City of Clarksville, and two members from residents of County only, all to be appointed by the County Mayor; and the Montgomery County Health Director will serve as a voting member of the committee. The administrative heads of the City and County Parks Departments shall serve as non-voting ex-officio members.

For the initial appointment, the Mayor shall designate the resident appointees to serve a one and two-year term and thereafter all appointees shall serve three-year terms and may be reappointed for up to three (3) consecutive terms. For the initial appointment, the County Commission appointee shall serve a three-year term and thereafter all appointees shall serve three-year terms and may be reappointed for up to three (3) consecutive terms.

The committee will use Roberts Rules of Order to conduct all business and be uncompensated except as required by other existing resolutions.

Duly passed and approved this 13th day of March 2023.



Attested Jerwa Cottrell
County Clerk

Sponsor _____
Commissioner [Signature]
Approved [Signature]
County Mayor

COUNTY COMMISSION MINUTES FOR

FEBRUARY 13, 2023

SUBMITTED FOR APPROVAL MARCH 13, 2023

BE IT REMEMBERED that the Board of Commissioners of Montgomery County, Tennessee, met in regular session, on Monday, February 13, 2023, at 6:00 P.M. Present and presiding, the Hon. Wes Golden, County Mayor (Chairman). Also present, Lee Harrell, Chief of Staff, Alison Kruger, Chief Deputy Clerk, John Smith, Chief Deputy Sheriff, Tim Harvey, County Attorney, Jeff Taylor, Accounts and Budgets, and the following Commissioners:

Joshua Beal	David Harper	Rickey Ray
Nathan Burkholder	Jason Knight	David Shelton
Carmelle Chandler	Michael Lankford	Autumn Simmons
Joe Creek	Rashidah Leverett	Joe Smith
Billy Frye	Jorge Padro	Tangi Smith
Ryan Gallant	Lisa Prichard	Jeremiah Walker
John Gannon	Chris Rasnic	Walker Woodruff

PRESENT: 21

ABSENT: None

When and where the following proceedings were had and entered of record,
to-wit:

The following Resolutions and Items were Adopted and Approved as part of the Consent Agenda:

- 23-2-1 Resolution to Retain a Delinquent Tax Attorney for Tax Year 2021
- 23-2-2 Resolution to Accept and Appropriate Grant Funds from the Bureau of Justice Assistance State Criminal Alien Assistance Program for the Fiscal Year 2020 Award Period
- 23-2-3 Resolution to Accept and Appropriate Grant Funds from the Bureau of Justice Assistance State Criminal Alien Assistance Program for the Fiscal Year 2021 Award Period
- 23-2-4 Resolution to Amend the Budgets of Various Funds for Fiscal Year 2023 in Certain Areas of Revenues and Expenditures
- 23-2-5 Resolution to Amend Resolution 22-2-4 Regarding the Public Safety Training Committee to Establish Committee Membership from Chairs of Other Committees when in Conflict

- Commission Minutes dated January 9, 2023
- County Clerk's Report and Notary List
- Nominating Committee Nominations
- County Mayor Nominations and Appointments
- Highway Dept. 4th Quarter Road Report
- Highway Dept. 2022 Yearly Road Report
- Highway Dept. Road System List January 1, 2023

Reports Filed:

1. Driver Safety Report – Oct, Nov, Dec 2022
2. Trustee's Monthly Report
3. Report on Debt Obligation
4. Building & Codes Monthly Reports
5. Airport Quarterly Report
6. Accounts & Budgets Monthly Reports
7. Capital Projects Quarterly Construction Report February 2023

The Board was adjourned at 6:06 P.M.



Submitted by:

Teresa Cottrell by Adam Kiper CD
Teresa Cottrell
County Clerk

**County Clerk's Report
March 13, 2023**

Comes Teresa Cottrell, County Clerk, Montgomery County, Tennessee, and presents the County Clerk's Report for the month of February 2023.

I hereby request that the persons named on the list of new applicants to the office of Notary Public be elected. The Oaths of the Sheriff's Deputies and Deputy County Official are approved as taken.

This report shall be spread upon the minutes of the Board of County Commissioners.

This the 13th day of March 2023.

Teresa Cottrell
County Clerk



OATHS OF DEPUTIES SHERIFF

NAME	OFFICE	DATE
Johnathan Acree	Deputy Sheriff	07/12/2021
Tyler Adcock	Deputy Sheriff	11/01/2021
Brittany Appleton	Deputy Sheriff	11/08/2021
Zachary Arrington	Deputy Sheriff	08/16/2021
Adam Beissmann	Deputy Sheriff	03/25/2022
Geoff Blanchard	Deputy Sheriff	06/17/2022
Kyle Byrd	Deputy Sheriff	04/26/2022
Lawrence Campbell	Deputy Sheriff	11/08/2021
DeAndrea Carman	Deputy Sheriff	11/08/2021
Dylan Cato	Deputy Sheriff	04/26/2022
Tobias Clark	Deputy Sheriff	09/02/2022
Ashea Cole	Deputy Sheriff	01/21/2022
Joanna Cornett	Deputy Sheriff	06/17/2022
Keoni Correa	Deputy Sheriff	04/30/2021
Kyle Crotty	Deputy Sheriff	09/02/2022
Cody Davis	Deputy Sheriff	06/17/2022
Kristina Davis	Deputy Sheriff	06/17/2022
Troy Deforge	Deputy Sheriff	01/21/2022
Austin Downey	Deputy Sheriff	11/08/2021
Eric Dube	Deputy Sheriff	06/17/2022
Shelby Dunn	Deputy Sheriff	11/08/2021
Andrew Elrod	Deputy Sheriff	03/15/2021
Kerry Evans	Deputy Sheriff	09/02/2022
Charity Fetzer	Deputy Sheriff	11/08/2021
Justin Goodman Cave	Deputy Sheriff	08/16/2021
Darius Gordan	Deputy Sheriff	06/17/2022
Deontre Gray	Deputy Sheriff	03/25/2022
Stephanie Gray	Deputy Sheriff	06/17/2022
William Green	Deputy Sheriff	11/08/2021
Rashee Guillaume	Deputy Sheriff	03/15/2021
Terrance Gunter	Deputy Sheriff	09/02/2022
Joshua Hallock	Deputy Sheriff	11/01/2021
Michael Havens	Deputy Sheriff	07/26/2022
Kayla Heath	Deputy Sheriff	09/02/2022
James Heath	Deputy Sheriff	03/25/2022
Nathaniel Hodge	Deputy Sheriff	11/08/2021
Brian Hooper	Deputy Sheriff	11/01/2021
James Kehoe	Deputy Sheriff	11/08/2021
Christopher Kergo	Deputy Sheriff	03/15/2021
Brenton Kohler	Deputy Sheriff	09/02/2022
Nanaz Landsberger	Deputy Sheriff	09/02/2022
John Lawien	Deputy Sheriff	08/16/2021
Nicholas Loupin	Deputy Sheriff	04/30/2021
Abner Lozano	Deputy Sheriff	01/21/2022
Devonte Maffett	Deputy Sheriff	08/16/2021
Sarah-Mattatha Martin	Deputy Sheriff	08/16/2021
Joseph McCaskill	Deputy Sheriff	06/17/2022
Brandon McGowan	Deputy Sheriff	07/26/2022
Peter Millan	Deputy Sheriff	07/26/2022

Robert Miller	Deputy Sheriff	11/08/2021
Kaitlyn Murry	Deputy Sheriff	04/26/2022
Cori Navarrete	Deputy Sheriff	09/02/2022
Christopher Orozco	Deputy Sheriff	06/17/2022
Eric Ramos	Deputy Sheriff	08/16/2021
Bo Riner	Deputy Sheriff	06/17/2022
William Ruiz	Deputy Sheriff	09/02/2022
Jacob Salcido-Gonzales	Deputy Sheriff	01/21/2022
Nataly Schwarz	Deputy Sheriff	09/02/2022
Davis Skwiat	Deputy Sheriff	09/02/2022
Michael Spencer	Deputy Sheriff	09/02/2022
Grant Stoebner	Deputy Sheriff	04/26/2022
Joshua Switzer	Deputy Sheriff	03/25/2022
Kendal Tyrell	Deputy Sheriff	04/30/2021
Mario Valencia	Deputy Sheriff	08/16/2021
Logan Vanmatre	Deputy Sheriff	06/17/2022
Jordan Wagoner	Deputy Sheriff	07/26/2022
Charles Wallace	Deputy Sheriff	11/08/2021
Megan Pearson	Deputy Sheriff	04/30/2021
Krystal Wayman	Deputy Sheriff	09/02/2022
Jennifer White	Deputy Sheriff	04/26/2022
Justin Williams-Harrell	Deputy Sheriff	09/02/2022
John Woods	Deputy Sheriff	09/02/2022
Artaya Woodson	Deputy Sheriff	01/21/2022
Tyvis Woody	Deputy Sheriff	09/02/2022
Gracie Carney	Deputy Sheriff	02/03/2023
Aniya Crenshaw	Deputy Sheriff	02/06/2023
Randall Dotson	Deputy Sheriff	02/03/2023
Taylor Fox	Deputy Sheriff	02/03/2023
Ninoshka Marcano-Rivera	Deputy Sheriff	02/03/2023
Barry Moore	Deputy Sheriff	02/03/2023
Wesley Owen	Deputy Sheriff	02/03/2023
Emily Pontiakos	Deputy Sheriff	02/03/2023
Matthew Rivera	Deputy Sheriff	02/03/2023
Joshua Rodriguez-Irizarry	Deputy Sheriff	02/03/2023
Craig Sonntag	Deputy Sheriff	02/03/2023
Brian Stinson	Deputy Sheriff	02/03/2023
Charles Wright	Deputy Sheriff	02/03/2023
Stacie Gilliard	Deputy Sheriff	02/07/2023

OATH OF DEPUTY COUNTY OFFICIAL

NAME	OFFICE	DATE
Courtney Clayton	Deputy County Clerk	02/06/2023

MONTGOMERY COUNTY CLERK
TERESA COTTRELL COUNTY CLERK
350 PAGEANT LANE SUITE 502
CLARKSVILLE TN 37040
Telephone 931-648-5711
Fax 931-572-1104

Notaries to be elected March 13, 2023

<u>NAME</u>	<u>HOME ADDRESS AND PHONE</u>	<u>BUSINESS ADDRESS AND PHONE</u>
1. DANIELLE A ADAMS	3362 BACKRIDGE RD WOODLAWN TN 37191 931 801 9608	629 NORTH RIVERSIDE DR CLARKSVILLE TN 37040 931 645 4512
2. MICHELLE AMMERMAN	1661 OLD RUSSELVILLE PIKE CLARKSVILLE TN 37043 931-278-9937	101 FERNCO DRIVE NASHVILLE TN 37207 6158891248
3. JAMES W ATKINS JR	607 WEST THOMPkins LANE CLARKSVILLE TN 37042 931 338 5605	
4. BRANDY BALTHROP	3525 SANGO RD CLARKSVILLE TN 37043 931 624 7861	'50 FRANKLIN ST CLARKSVILLE TN 37040 931 553 2048
5. JONI BARBOUR LUCAS	1770 AUBURN DR CLARKSVILLE TN 37043 931-494-4520	255 STONE CROSSING DR CLARKSVILLE TN 37042 9312660612
6. LONYETTA BELL	3421 QUICKSILVER LN CLARKSVILLE TN 37040 270-881-8775	430 GREENWOOD AVE CLARKSVILLE TN 37042 9315425065
7. BRANDI J BOYER	2092 JACKIE LORRAINE DRIVE CLARKSVILLE TN 37042 615-319-0899	3201 TREVOR STREET , STE 100 NASHVILLE TN 37209 6154066133
8. BARBARA YVETTE BROWN	317 RIDGELINE DR CLARKSVILLE TN 37042 270 206 5837	323 N RIVERSIDE RD STE 100 CLARKSVILLE TN 37040 800 785 2110 EXT 364
9. JOYCE M BROWN	1436 BREW MOSS DR CLARKSVILLE TN 37043 931-338-3554	523 MADION ST A CLARKSVILLE TN 37040 800-865-0981
10. A BUTTS	212 ALFRED DRIVE CLARKSVILLE TN 37043 931 572 7017	2655 TRENTON RD CLARKSVILLE TN 37040 931 538 7520
11. ANTONIA CASSIDA	384 TREELAND DRIVE CLARKSVILLE TN 37040 931-217-7134	323 N RIVERSIDE DR CLARKSVILLE TN 37040 6155571128
12. LESLIE M CHIODINI	2713 TRELAWNY DRIVE CLARKSVILLE TN 37043 931 801 6056	150 LAFAYETTE RD CLARKSVILLE TN 37042 931 896 1802

MONTGOMERY COUNTY CLERK
 TERESA COTTRELL COUNTY CLERK
 350 PAGEANT LANE SUITE 502
 CLARKSVILLE TN 37040
 Telephone 931-648-5711
 Fax 931-572-1104

Notaries to be elected March 13, 2023

NAME	HOME ADDRESS AND PHONE	BUSINESS ADDRESS AND PHONE
13. CATHERINE CHRISTENSEN	1205 HENRY PLACE BLVD CLARKSVILLE TN 37042 712 779 0683	500 HERITAGE POINTE DR CLARKSVILLE TN 37042 9314312111
14. LAURIE COBB	870 IRON WOOD CIRCLE CLARKSVILLE TN 37043 931 338 8391	136 FRANKLIN ST STE 300 CLARKSVILLE TN 37040 931-552-7111
15. ELIZABETH COLEMAN	3129 SOUTHPOINT DR CLARKSVILLE TN 37043 931-216-6878	2321 RUDOLPHTOWN RD STE B CLARKRSVILLE TN 37043 9316146990
16. TYRONYA CRENSHAW	917 RYAN DR CLARKSVILLE TN 37042 615 668 3315	2593 OLD RUSSELLVILLE PIKE CLARKSVILLE TN 37040 931 648 3600
17. JUSTIN CROSBY	1479 RUSTY'S LANE CLARKSVILLE TN 37042 931 320 2790	2215 MADISON ST CLARKSVILLE TN 37043 931 645 7400
18. ELIZABETH DANNER	3856 SPRINGDALE LN CUNNINGHAM TN 37052 931-249-4172	2059 WILMA RUDOLPH BLVD CLARKSVILLE TN 37040 931-552-3300
19. LISA DIEHL	1751 ASHLAND CITY RD APT P130 CLARKSVILLE TN 37043 931 494 4309	2971 INTERNATIONAL BLVD CLARKSVILLE TN 37043 931 572 6600
20. KATHERINE MARY EBERLEIN	3719 TARSUS RD PALMYRA TN 37142 910-309-8709	1610 WILLIAM C LEE RD FORT CAMPBELL KY 42223 2707987436
21. N EVANS	509 WILCOX STREET CLARKSVILLE TN 37040 317-363-7420	1940 MADISON ST CLARKSVILLE TN 37043 3173637420
22. APRIL D FERRELL	861 HARVEY RD CUMBERLAND FURNACE TN 37051 931 249 2922	629 N RIVERSIDE DR CLARKSVILLE TN 37040 931 645 4512
23. SONDA L FINLEY	3354 DOVER RD WOODLAWN TN 37191 931 320 0492	PO BOX 203 WOODLAWN TN 37191 931 320 0492
24. ANNE C FREY	3479 OAK CREEK DRIVE CLARKSVILLE TN 37040 484 554 5724	1525 NEW ASHLAND CITY HWY CLARKSVILLE TN 37040 931 645 2464

MONTGOMERY COUNTY CLERK
 TERESA COTTRELL COUNTY CLERK
 350 PAGEANT LANE SUITE 502
 CLARKSVILLE TN 37040
 Telephone 931-648-5711
 Fax 931-572-1104

Notaries to be elected March 13, 2023

NAME	HOME ADDRESS AND PHONE	BUSINESS ADDRESS AND PHONE
25. JAIME L GARCIA	1049 WILLOW CIR CLARKSVILLE TN 37040 916-768-1255	4120 DOUGLAS BLVD STE 306-524 GRANITE BAY CA 95764 916-768-1255
26. CHRISTOPHER DAVID GARRETT	1943 WHIRLAWAY CIR CLARKSVILLE TN 37042 931-809-4980	1943 WHIRLAWAY CIR CLARKSVILLE TN 37042
27. SAMANTHA GELFAND	545 S 12TH ST APT E3 CLARKSVILLE TN 37040 562-716-5250	
28. TAMMY GLASGOW	4387 TROUGH SPRINGS RD ADAMS TN 37010 931 368 0115	665 MAINSTREAM DR 2ND FLOOR NASHVILLE TN 37243 931 532 5248
29. PAGET GOLDTHWAIT	3716 HARVEST RIDGE CLARKSVILLE TN 37040 617-797-3074	124 DUNBAR CAVE RD CLARKSVILLE TN 37040 9312458800
30. JOEY ANN GRAVEL	3408 KINNEYS RD CEDAR HILL TN 37032 615-426-0073	25 JEFFERSON ST STE 100 CLARKSVILLE TN 37040 9313209181
31. ZACHARY GROVES	2814 SUMMERTREE LN CLARKSVILLE TN 37040 931-561-0778	2971 INTERNATIONAL BLVD CLARKSVILLE TN 37043 9315726600
32. JENNIFER HARRIS	3430 LAURELWOOD TRL CLARKSVILLE TN 37043 931-241-1784	112 S SECOND ST CLARKSVILLE TN 37042
33. JODY B HEADY	373 SANGO RD CLARKSVILLE TN 37040 931-260-7323	2220 WOODLAWN RD WOODLAWN TN 37191 9316472099
34. DANIEL G HURT	1843 MADISON ST APT N97 CLARKSVILLE TN 37043 931 320 2825	1510 MADISON ST CLARKSVILLE TN 37040 931 645 6488
35. SIDNEY JACKSON SR.	214 MONCREST DR. CLARKSVILLE TN 37042 931-906-8612	2016 FORT CAMPBELL BLVD. CLARKSVILLE TN 37042 931-906-2150
36. ALEXANDRIA NICOLE JAMES	2190 MEMORIAL DR APT G118 CLARKSVILLE TN 37043 931 264 0383	498 GRANT AVE CLARKSVILLE TN 37040 931 245 5060
37. MARKEIA I JOHNSON	1025 PERSIMMON CT CLARKSVILLE TN 37040 931-302-3067	2625 WILMA RUDOLPH BLVD CLARKSVILLE TN 37040 931-920-6548

MONTGOMERY COUNTY CLERK
TERESA COTTRELL COUNTY CLERK
350 PAGEANT LANE SUITE 502
CLARKSVILLE TN 37040
Telephone 931-648-5711
Fax 931-572-1104

Notaries to be elected March 13, 2023

<u>NAME</u>	<u>HOME ADDRESS AND PHONE</u>	<u>BUSINESS ADDRESS AND PHONE</u>
38. HARVEY JOHNSON JR	213 PEGGY DR CLARKSVILLE TN 37042 931-216-4786	2471 FT CAMPBELL BLVD CLARKSVILLE TN 37042
39. L NEAL LADD	817 B HIDDEN SPRING DR CLARKSVILLE TN 37042 931 624 0744	412 FRANKLIN CLARKSVILLE TN 37040 931-919-5060
40. VICKIE LADNER	317 GREENSPOINT COURT CLARKSVILLE TN 37042 931-905-2611	3845 TRENTON RD CLARKSVILLE TN 37042 931 920 7115
41. ASHLEY LANHAM	162 EAST REGENT DR CLARKRANGE TN 38553 931 980 6114	50 FRANKLIN ST CLARKSVILLE TN 37040 931 553 4661
42. AMBER R LIEN	1426 LAKEVIEW RD CLARKSVILLE TN 37040 931 801 0780	308 FRANKLIN STREET CLARKSVILLE TN 37040 931 648 4700
43. OKEMA LOVE	3348 WISER DR CLARKSVILLE TN 37042 773-431-4885	
44. ZEMIAH MACKINS	2655 UNION HALL ROAD APT H6 CLARKSVILLE TN 37040 314 3198073	3050 WILMA RUDOLPH BLVD CLARKSVILLE TN 37040 931 221 0141
45. YESMEINDA P MARTINEZ	88 LYNNWOOD CIR CLARKSVILLE TN 37040 931 572 9477	959 TINY TOWN RD CLARKSVILLE TN 37042 931 645 9596
46. WILLIAM MATHIS	437 LAKELAND DR DOVER TN 37058 931 305 9124	2220 WOODLAWN RD WOODLAWN TN 37191 931 647 2099
47. ROSE M MELTON	2437 ANTIOCH CHURCH RD CLARKSVILLE TN 37040 931-801 4331	1600 MADISON ST CLARKSVILLE TN 37043 931-920-6517
48. JESSICA METRA	5516 WREN DR CLARKSVILLE TN 37040 931-241-1888	2971 INTERNATIONAL BLVD CLARKSVILLE TN 37040 9315726600
49. DANIELLE MILLER	1798 CRESTVIEW DR CLARKSVILLE TN 37042 931 217 0107	

MONTGOMERY COUNTY CLERK
TERESA COTTRELL COUNTY CLERK
350 PAGEANT LANE SUITE 502
CLARKSVILLE TN 37040
Telephone 931-648-5711
Fax 931-572-1104

Notaries to be elected March 13, 2023

NAME	HOME ADDRESS AND PHONE	BUSINESS ADDRESS AND PHONE
50. LILIANA J ROBLES	2101 KAREN CT CLARKSVILLE TN 37043 931 255 6202	2033 FORT CAMPBELL BLVD SUITE CLARKSVILLE TN 37042 931 553 1082
51. EDITH G MOODY	2395 LOUPIN DR APT 92B CLARKSVILLE TN 37042 931-980-4660	
52. KYLE MOYERS	1005 BUSH AVE OAK GROVE KY 42262 931-436-7855	2971 INTERNATIONAL BLVD CLARKSVILLE TN 37043 9315726600
53. KRISTOPHER A NORTHCUTT	5066 OLD MARION RD CUNNINGHAM TN 37052 931-216-8345	2971 INTERNATIONAL BLVD CLARKSVILLE TN 37040 931-572-6654
54. DELNI NUNEZ	1049 MCCLARDY ROAD CLARKSVILLE TN 37042 684 434 6007	
55. TYLER PARHAM	1033 SPRICER DRIVE CLARKSVILLE TN 37042 404-908-9175	3904 HILLSBORO PIKE NASHVILLE TN 37215 615514400
56. JOHN PATTERSON	1215 VIEWMONT DR CLARKSVILLE TN 37040 615-556-0827	200A AIRPORT RD CLARKSVILLE TN 37042 9314312080
57. JO ANN PETTUS-MAYES	1420 ELM HILL DR CLARKSVILLE TN 37040 931-302-7120	1005 DR D B TODD JR BOULEVARD NASHVILLE TN 37208 6153276619
58. CANDACY PETTY	3095 FORT SUMTER DR CLARKSVILLE TN 37042 347-967-8705	140 11TH AVE NORTH N NASHVILLE TN 37203
59. AMANDA PHILLIPS	981 CHARDEA CT CLARKSVILLE TN 37040 931-801-2220	601 COLLEGE ST CLARKSVILLE TN 37040 9312216238
60. CHRISTOPHER J PITTMAN	308 BRYSON LANE CLARKSVILLE TN 37043 931-801-3875	101 N THIRD STREET CLARKSVILLE TN 37040 931 647 5242
61. CAROL A PROCTOR	2630 SEVEN MILE FERRY RD CLARKSVILLE TN 37040 931-624-4256	2250 L WILMA RUDOLPH BLVD CLARKSVILLE TN 37040 931 905 2244

MONTGOMERY COUNTY CLERK
TERESA COTTRELL COUNTY CLERK
350 PAGEANT LANE SUITE 502
CLARKSVILLE TN 37040
Telephone 931-648-5711
Fax 931-572-1104

Notaries to be elected March 13, 2023

<u>NAME</u>	<u>HOME ADDRESS AND PHONE</u>	<u>BUSINESS ADDRESS AND PHONE</u>
62. RICHARD C. PRYOR JR.	2106 TRIESTE TRAIL ADAMS TN 37010 931-320-1202	
63. AMERICA REED	200 SOUTH HAMPTON PLACE APT 22 CLARKSVILLE TN 37040 616 889 5270	
64. JORDAN RUSSELL	1170 EWING WAY CLARKSVILLE TN 37043	448 GRANT AV CLARKSVILLE TN 37040 931-245-5060
65. BRIAN RUSSELL	1015 SUGARCANE WAY CLARKSVILLE TN 37040 931-263-3468	2971 INTERNATIONAL BLVD CLARKSVILLE TN 37040
66. ANNAKIYA SAUDA	1420 MARLA CT CLARKSVILLE TN 37042 931-919-4773	350 PAGEANT LANE STE 401 CLARKSVILLE TN 37040 9314347909
67. INGRID SCHULZ	2117 WATERTOWN PL CLARKSVILLE TN 37043 931-801-1377	621 GRACEY AVE CLARKSVILLE TN 37040 931-920-7914
68. DENISE SCHWEBACH	114 JAMES DR CLARKSVILLE TN 37042 602-900-7327	4909 DEER HAVEN DV ANTIOCH TN 37011
69. JAMES M SMITH	2115 OLD OAK PLAINS RD ASHLAND CITY TN 37015 931 801 8412	
70. ALICIA I SNORTON	813 WOODMONT BLVD CLARKSVILLE TN 37040 931-933-1558	813 WOODMONT BLVD CLARKSVILLE TN 37040 6156792258
71. SHARON SOFIA	1353 BLUE BONNET DR CLARKSVILLE TN 37042 973 332 0431	1598 FORT CAMPBELL BLVD CLARKSVILLE TN 37043 931 552 8699
72. TRUDY STAFFORD	2374 OLD ASHLAND CITY RD CLARKSVILLE TN 37043 931-216-9358	540 HERITAGE POINTE DR STE A CLARKSVILLE TN 37042 931 905 6997
73. MELISSA J STARK	710 KINGSBURY ROAD CLARKSVILLE TN 37040 931 378 4468	2021 WILMA RUDOLPH BLVD CLARKSVILLE TN 37040 931 553 7362

MONTGOMERY COUNTY CLERK
TERESA COTTRELL COUNTY CLERK
350 PAGEANT LANE SUITE 502
CLARKSVILLE TN 37040
Telephone 931-648-5711
Fax 931-572-1104

Notaries to be elected March 13, 2023

<u>NAME</u>	<u>HOME ADDRESS AND PHONE</u>	<u>BUSINESS ADDRESS AND PHONE</u>
74. AMBER TOMPKINS	2908 LANCELOT LANE CLARKSVILLE TN 37040 217 741 5100	1600 MADISON STREET CLARKSVILLE TN 37043 931 920 6516
75. BRENDA KAY WASHPUN	379 MANORSTONE LANE CLARKSVILLE TN 37042 931 472 4461	699 JACK MILLER BLVD CLARKSVILLE TN 37042 931 552 7276
76. MAURICE H WEISS JR	104 CLAERLAKE DR E NASHVILLE TN 37217 615-521-2170	1650 WILMA RUDOLPH BLVD CLARKSVILLE TN 37040 9319192535
77. JOE JORDAN WHITE	3386 SHIVAS RD CLARKSVILLE TN 37042 731 234 0758	265 STONE CROSSING DRIVE SUITE CLARKSVILLE TN 37042
78. NIKKI CLARK	3236 N SENSENEY CIRCLE CLARKSVILLE TN 37042 615 482 1172	730 COOL SPRINGS BLVD FRANKLIN TN 37067 615 468 4000
79. S. WYNN	222 FAULKNER CT CLARKSVILLE TN 37042 404-468-7225	

COUNTY MAYOR NOMINATIONS

March 13, 2023

JUDICIAL COMMISSIONERS

Joe Papastathis nominated for an additional one-year term to expire March 2024.

COUNTY MAYOR APPOINTMENTS

March 13, 2023

PUBLIC SAFETY TRAINING COMPLEX COMMITTEE

Commissioner Rickey Ray appointed to replace Commissioner Tangi Smith for a two-year term to expire February 2025.

Commissioner John Gannon, as chair of the Emergency Medical Services Committee, reappointed for a one-year term to expire February 2024.

Commissioner Joe Smith, as chair of the Fire Protection Committee, appointed for a one-year term to expire February 2024.

Commissioner Ryan Gallant, as the chair of the Jail and Juvenile Committee, appointed for a one-year term to expire February 2024.

SENIOR CITIZENS BOARD OF DIRECTORS

Howard Welch appointed to fill the unexpired term of Dela Lynn Holt-Saunders with term to expire April 2023.

On Motion to Adopt by Commissioner Beal, seconded by Commissioner Prichard, the foregoing

Consent Agenda items were Adopted and Approved by the following roll call vote:

District	Commissioner	Vote	District	Commissioner	Vote	District	Commissioner	Vote
1	John Gannon	Y	8	Tangi Smith	Y	15	David Harper	Y
2	Jason Knight	---	9	Jorge Padro	Y	16	Lisa Prichard	Y
3	Joe Smith	Y	10	Jeremiah Walker	Y	17	Chris Rasnic	Y
4	Rickey Ray	Y	11	Joe Creek	Y	18	Ryan Gallant	Y
5	Rashidah Leverett	Y	12	Carmelle Chandler	Y	19	Billy Frye	Y
6	Michael Lankford	Y	13	Walker Woodruff	Y	20	Autumn Simmons	Y
7	Nathan Burkholder	Y	14	Joshua Beal	Y	21	David Shelton	Y

Yeses – 20 Noes – 0 Abstentions – 0

ABSENT: Jason Knight

RESOLUTION AMENDING THE BUDGET OF COMMUNITY CORRECTIONS FOR THE PURCHASE OF A VEHICLE TO BE USED TO TRANSPORT DAY REPORTING CENTER OFFENDERS THAT DO NOT HAVE ACCESS TO PUBLIC TRANSPORTATION

WHEREAS, the Community Corrections Day Reporting Center strives to efficiently and effectively meet the growing needs of the 19th Judicial District; and

WHEREAS, the Community Corrections Day Reporting Center has identified a need to purchase a 15-passenger van in the amount not to exceed sixty-five thousand dollars (\$65,000) for the purpose of transporting convicted felony offenders in the 19th Judicial District to the Day Reporting Center that do not have access to public transportation. Felony offenders are ordered by the court to participate in the rehabilitative programming offered by the Day Reporting Center Monday-Thursday; and

WHEREAS, the use of this van would be solely for the purpose of transporting felony offenders that are Montgomery County residents; and

WHEREAS, TCA 5-9-407 provides a procedure for amending the budget, specifically providing that “the budget, including line items and major categories, may be amended by passage of an amendment by a majority of the members of the county legislative body.”

NOW, THEREFORE, BE IT RESOLVED by the Montgomery County Board of Commissioners assembled in regular session on this the 13th day of March 2023, that the Community Corrections operating budget is hereby amended in the amount not to exceed sixty-five thousand dollars (\$65,000) for the purchase of a 15-passenger van. These funds shall come from the undesignated fund balance of the County General Fund.

Duly passed and approved this the 13th day of March 2023.



Attested Jersea Cottrell
County Clerk

Sponsor Christi Holt
Commissioner John R. [Signature]
Approved [Signature]
County Mayor

23-3-9

On Motion by Commissioner Ray, seconded by Commissioner Walker, the foregoing Resolution

was Adopted by the following roll call vote:

District	Commissioner	Vote	District	Commissioner	Vote	District	Commissioner	Vote
1	John Gannon	Y	8	Tangi Smith	Y	15	David Harper	Y
2	Jason Knight	---	9	Jorge Padro	Y	16	Lisa Prichard	Y
3	Joe Smith	Y	10	Jeremiah Walker	Y	17	Chris Rasnic	Y
4	Rickey Ray	Y	11	Joe Creek	Y	18	Ryan Gallant	Y
5	Rashidah Leverett	Y	12	Carmelle Chandler	Y	19	Billy Frye	Y
6	Michael Lankford	Y	13	Walker Woodruff	Y	20	Autumn Simmons	Y
7	Nathan Burkholder	Y	14	Joshua Beal	Y	21	David Shelton	Y

Yeses – 20 Noes – 0 Abstentions – 0

ABSENT: Jason Knight

Montgomery County, Tennessee
Office of Trustee
Monthly Financial Report
For the Month Ending 1/31/2023

ASSET		Beginning Balance	Debits	Credits	Ending Balance
999-11120	CASH ON HAND	2,000.00	25,400,019.82	25,400,019.82	2,000.00
999-11130-003	F & M BANK-TAX PAYMENTS	6,803,422.15	792,575.92	178,610.00	7,417,386.07
999-11130-006	PLANTERS BANK-MMA(TAX ACCOUNT)	1,262,678.38	82,628.90	41,240.00	1,304,067.28
999-11130-008	CUMBERLAND BK - TAX ACCOINT	2,494,731.59	120,841.86	59,541.00	2,556,032.45
999-11130-022	PLANTERS BANK-OTHER CNTY GOVT C	1,521,881.00	68,914.27	29,848.38	1,559,126.89
999-11130-025	LEGENDS BANK - BI-COUNTY FEES	10,000.00	326,820.52	326,820.52	10,000.00
999-11130-026	PLANTERS BANK -209	164,874.06	7,192.15	942.93	171,123.28
999-11130-027	REGIONS - OPERATING	66,418,191.18	115,320,771.25	125,743,854.98	55,995,107.45
999-11130-029	REGIONS - SCHOOL CLEARING	0.00	24,228,238.91	24,228,238.91	0.00
999-11130-030	CMCSS CREDIT CARD ACCT	17,989.54	5,762.57	202.88	23,549.23
999-11130-031	REGIONS - MCG CLEARING	0.00	4,775,355.91	4,775,355.91	0.00
999-11130-032	F & M DISBURSEMENTS	96,015.30	297,804.12	114,826.12	278,993.30
999-11300-004	LEGENDS BANK - 207	2,916,856.75	325,415.60		3,242,272.35
999-11300-019	LOCAL GOVT INVESTMENT POOL 101	49,921.89	164.94		50,086.83
999-11300-028	REGIONS - CAPITAL PROJECTS	12,985,201.75	44,681.36	146.80	13,029,736.31
999-11300-029	REGIONS - GO PUBLIC IMPROVEMENT	2,805,651.96	9,654.09	31.71	2,815,274.34
999-11300-030	REGIONS - WORKER'S COMP	890,009.11	5,290.95	0.00	895,300.06
999-11300-035	REGIONS - E911	458,454.52	1,577.52	5.18	460,026.86
999-11300-037	REGIONS - DEBT SERVICE	229,830.41	790.83	2.60	230,618.64
999-11300-038	REGIONS - UNEMPLOYMENT TRUST	123,281.24	424.20	1.39	123,704.05
999-11300-040	HILLIARD LYONS	9,928,013.83	72,008.24		10,000,022.07
999-11300-041	2016A G.O. PUBLIC IMPROVEMENT BON	19,150,310.49	4.80		19,150,315.29
999-11300-042	SHERIFF FEDERAL TREASURY	3,710.38	12.77	0.04	3,723.11
999-11300-043	SHERIFF FEDERAL JUSTICE	107,837.45	371.06	1.22	108,207.29
999-11300-047	REGIONS - GO CAPITAL OUTLAY	2,960,014.58	10,185.25	33.46	2,970,166.37
999-11300-048	REGIONS - GO BOND ANTICIPATION	2,427,507.59	8,352.92	27.44	2,435,833.07
999-11300-049	F & M - TAX DEPOSITS	10,402,632.30	10,312,915.66	1,015,512.28	19,700,035.68
999-11300-050	REGIONS - MPEC CONSTRUCTION	10,998,303.97	37,844.55	4,581,361.95	6,474,786.57
999-11300-051	REGIONS -MPEC CAPITALIZED INTERES	6,705,792.94	23,074.26	75.81	6,728,791.39
999-11300-053	REGIONS - AMERICAN RESCUE PLAN A	28,746,409.97	98,914.80	324.98	28,844,999.79
999-11300-054	MULTI-BANK SECURITIES	139,370,502.90	80,397.45	80,397.45	139,370,502.90
999-11300-055	SERIES 2022A CONSTRUCTION FUND	79,147,894.89	272,343.53	894.77	79,419,343.65
999-11300-056	MPEC PARKING GARAGE	14,144,108.94	48,669.09	159.90	14,192,618.13
999-11300-057	F & M ICS	45,020,557.18	141,136.59		45,161,693.77
999-11300-058	REGIONS - ACH ACCOUNT	12,382.96	259,046.00	271,428.00	0.96
999-11410	STATE OF TN TAX RELIEF CURR YR	51,923.00	204,412.00	212,143.00	44,192.00
999-11515	COUNTY TAX RELIEF	0.00	31,980.00	31,980.00	0.00
		468,428,874.20	183,414,594.66	187,073,829.43	464,769,639.43

LIABILITY	Beginning Balance	Debits	Credits	Ending Balance
101-21353	PLANNING COMMISSION	0.00		0.00
101-21560	DUE TO LITIGANTS HEIRS AND OTHERS	0.00		0.00
999-20040	EXCESS LAND SALE PAYMENTS 2004	25,830.63		25,830.63
999-20120	EXCESS LAND SALE PAYMENTS 2012	4,739.39		4,739.39
999-20130	EXCESS LAND SALE PAYMENTS 2013	53,146.79		53,146.79
999-20140	EXCESS LAND SALE PAYMENTS 2014	46,401.47		46,401.47
999-21900	TELLER OVER/SHORT	0.00		0.00
999-22200	OVERPAYMENTS:	86,897.57	60,064.87	44,881.67
999-22200-001	PAYMENT OVERRAGES	86.62		87.62
999-24105	CREDIT CARD FEES	0.00		0.00
999-26500	STOP PAYMENTS	0.00		0.00
999-27700	TRUSTEE'S HOLDING ACCOUNT	54.28		54.28
999-28310	UNDISTRIBUTED TAXES	0.00	287.80	0.00
999-28311	UNDISTRIBUTED TAXES PAID IN ADVANCE	0.00		0.00
999-29900	FEE/COMMISSION ACCOUNT	1,630,752.32	3,912,525.71	354,654.14
101	COUNTY GENERAL FUND	44,203,261.84	9,205,403.32	44,806,502.62
122	DRUG CONTROL FUND	101,485.74	18,351.91	83,825.42
127	AMERICAN RECOVERY ACT	28,126,333.73	65,673.11	28,159,575.42
131	GENERAL ROAD FUND	10,317,078.45	2,233,799.83	11,299,193.38
141	GENERAL PURPOSE SCHOOL FUND	99,782,731.66	31,811,964.34	100,090,260.85
142	SCHOOL FEDERAL PROJECTS FUND	6,732,433.69	3,566,641.78	7,188,352.78
143	CHILD NUTRITION FUND	10,884,733.61	1,594,005.76	10,235,986.65
144	SCHOOL SYSTEM TRANS FUND	7,680,382.84	1,411,781.53	8,282,651.62
146	EXTENDED SCHOOL PROGRAM FUND	2,945,666.44	1,174.43	2,944,492.01
151	DEBT SERVICE FUND	69,280,132.98	210,474.52	61,894,128.12
171	CAPITAL PROJECTS FUND	134,352,827.10	4,246,875.51	131,850,045.86
177	EDU CAPITAL PROJECTS FUND	14,377,689.47	6,918,649.11	7,459,020.36
207	BI-COUNTY LANDFILL	12,352,462.03	1,280,308.37	13,578,675.78
208	EMERGENCY COMMUNICATIONS DIST	3,841,646.96	305,445.49	3,644,017.05
209	LIBRARY FUND	641,696.74	200,666.75	480,357.42
263	SELF INSURANCE TRUST FUND	28,341,334.15	7,619,290.21	29,613,217.70
266	WORKERS' COMPENSATION	1,743,200.29	45,527.73	1,746,538.02
267	UNEMPLOYMENT COMPENSATION	38,420.09	573.48	37,846.61
351	CITY OF CLARKSVILLE - SALES TAX	0.00	2,303,949.62	0.00
362	MGC RAIL AUTHORITY	3,005.76	262.22	2,743.65
363	JUDICIAL DISTRICT DRUG FUND	716,779.54	19,726.73	706,048.12
364	DISTRICT ATTORNEY FUND	87,682.04	2,219.98	86,364.00
365	PORT AUTHORITY	50,000.00		50,000.00
		468,428,874.20	77,135,634.11	464,769,639.34

This report is submitted in accordance with requirements of section 5-8-505,
and/or 67-5-1902, Tennessee Code Annotated, and to the best of my knowledge,
information and belief accurately reflects transactions of this office for the month ended January 31, 2023


Signature

2/2/23
Date


~~MONTGOMERY COUNTY TRUSTEE~~

Montgomery County, Tennessee
Office of Trustee
Monthly Financial Report
For the Month Ending 2/28/2023

ASSET		Beginning Balance	Debits	Credits	Ending Balance
999-11120	CASH ON HAND	2,000.00	57,734,301.93	57,734,301.93	2,000.00
999-11130-003	F & M BANK-TAX PAYMENTS	7,417,386.07	2,332,705.13	674,537.00	9,078,598.20
999-11130-006	PLANTERS BANK-MMA(TAX ACCOUNT)	1,304,067.28	655,250.38	327,541.00	1,631,776.68
999-11130-008	CUMBERLAND BK - TAX ACCOUNT	2,556,032.45	560,131.96	279,148.20	2,837,016.21
999-11130-022	PLANTERS BANK-OTHER CNTY GOVT CC	1,559,126.89	68,243.39	28,869.61	1,598,500.67
999-11130-025	LEGENDS BANK - BI-COUNTY FEES	10,000.00	599,624.21	599,624.21	10,000.00
999-11130-026	PLANTERS BANK -209	171,123.28	8,243.14	602.37	176,764.05
999-11130-027	REGIONS - OPERATING	55,995,107.45	116,907,245.67	105,567,165.97	67,335,187.05
999-11130-029	REGIONS - SCHOOL CLEARING	0.00	11,589,542.30	11,589,542.30	0.00
999-11130-030	CMCSS CREDIT CARD ACCT	23,649.23	5,232.08	240.59	28,540.72
999-11130-031	REGIONS - MCG CLEARING	0.00	4,886,180.41	4,886,180.41	0.00
999-11130-032	F & M DISBURSEMENTS	278,993.30	91,864.96	223,067.42	147,770.84
999-11130-033	LEGENDS BANK - BI-COUNTY TIPPING FEES	0.00	5,989.38		5,989.38
999-11300-004	LEGENDS BANK - 207	3,242,272.35	595,292.27		3,837,564.62
999-11300-019	LOCAL GOVT INVESTMENT POOL 101	50,086.83	180.79		50,267.62
999-11300-028	REGIONS - CAPITAL PROJECTS	13,029,738.31	49,121.33		13,078,857.64
999-11300-029	REGIONS - GO PUBLIC IMPROVEMENT	2,815,274.34	10,613.42		2,825,887.76
999-11300-030	REGIONS - WORKER'S COMP	895,300.06	3,375.23		898,675.29
999-11300-035	REGIONS - E911	460,026.86	1,734.27		461,761.13
999-11300-037	REGIONS - DEBT SERVICE	230,618.64	869.42		231,488.06
999-11300-038	REGIONS - UNEMPLOYMENT TRUST	123,704.06	466.36		124,170.41
999-11300-040	HILLIARD LYONS	10,000,022.07			10,000,022.07
999-11300-041	2018A G.O. PUBLIC IMPROVEMENT BOND	19,150,315.29	294,786.61		19,445,102.10
999-11300-042	SHERIFF FEDERAL TREASURY	3,723.11	14.04		3,737.15
999-11300-043	SHERIFF FEDERAL JUSTICE	108,207.29	407.94		108,615.23
999-11300-047	REGIONS - GO CAPITAL OUTLAY	2,970,166.37	11,197.35		2,981,363.72
999-11300-048	REGIONS - GO BOND ANTICIPATION	2,435,833.07	9,182.95		2,445,016.02
999-11300-049	F & M - TAX DEPOSITS	19,700,035.68	37,536,988.52	2,377,099.23	64,859,924.97
999-11300-050	REGIONS - MPEC CONSTRUCTION	6,474,766.57	24,409.56	3,897,070.86	2,602,125.27
999-11300-051	REGIONS -MPEC CAPITALIZED INTEREST	6,728,791.39	25,367.14		6,754,158.53
999-11300-053	REGIONS - AMERICAN RESCUE PLAN ACT	26,844,999.79	108,743.84		28,953,743.73
999-11300-054	MULTI-BANK SECURITIES	139,370,502.90	5,387,926.04	388,482.93	144,389,946.81
999-11300-055	SERIES 2022A CONSTRUCTION FUND	79,419,343.66	299,408.20		79,718,749.86
999-11300-056	MPEC PARKING GARAGE	14,192,618.13	53,505.33		14,246,123.46
999-11300-057	F & M ICS	45,161,693.77	172,922.38		45,334,616.15
999-11300-058	REGIONS - ACH ACCOUNT	0.96	10,947,868.00	6,313,046.96	4,634,822.00
999-11410	STATE OF TN TAX RELIEF CURR YR	44,192.00	240,331.00	181,755.00	102,768.00
999-11515	COUNTY TAX RELIEF	0.00	62,224.00	62,224.00	0.00
		464,769,639.43	251,279,489.93	195,130,519.99	620,918,609.37

LIABILITY		<u>Beginning Balance</u>	<u>Debits</u>	<u>Credits</u>	<u>Ending Balance</u>
101-21353	PLANNING COMMISSION	0.00			0.00
101-21560	DUE TO LITIGANTS HEIRS AND OTHERS	0.00			0.00
999-20040	EXCESS LAND SALE PAYMENTS 2004	25,830.63			25,830.63
999-20120	EXCESS LAND SALE PAYMENTS 2012	4,739.39			4,739.39
999-20130	EXCESS LAND SALE PAYMENTS 2013	53,146.79			53,146.79
999-20140	EXCESS LAND SALE PAYMENTS 2014	46,401.47			40,401.47
999-21900	TELLER OVER/SHORT	0.00			0.00
999-22200	OVERPAYMENTS	44,881.67	19,571.61	48,369.12	73,699.18
999-22200-001	PAYMENT OVERAGES	87.82		30.59	118.20
999-24105	CREDIT CARD FEES	0.00			0.00
999-26500	STOP PAYMENTS	0.00			0.00
999-27700	TRUSTEE'S HOLDING ACCOUNT	54.28			54.28
999-28310	UNDISTRIBUTED TAXES	0.00	3,213.39	3,213.39	0.00
999-28311	UNDISTRIBUTED TAXES PAID IN ADVANCE	0.00			0.00
999-29900	FEE/COMMISSION ACCOUNT	354,654.14	354,641.80	1,030,935.49	1,031,047.83
101	COUNTY GENERAL FUND	44,806,502.82	8,690,469.57	23,982,250.77	60,098,284.02
122	DRUG CONTROL FUND	83,825.42	2,654.10	503.74	81,675.06
127	AMERICAN RECOVERY ACT	28,159,575.42	115,265.50	158,743.94	28,203,053.86
131	GENERAL ROAD FUND	11,299,193.38	771,302.68	2,159,731.63	12,667,622.35
141	GENERAL PURPOSE SCHOOL FUND	100,090,260.85	27,451,691.35	38,744,213.69	111,382,783.09
142	SCHOOL FEDERAL PROJECTS FUND	7,188,352.78	3,289,535.41	3,893,777.56	7,592,594.93
143	CHILD NUTRITION FUND	10,235,986.65	2,105,328.05	1,298,289.58	9,428,948.18
144	SCHOOL SYSTEM TRANS FUND	8,282,651.82	1,634,460.79	2,513,301.17	9,161,492.00
146	EXTENDED SCHOOL PROGRAM FUND	2,944,492.01			2,944,492.01
151	DEBT SERVICE FUND	81,894,128.12	428,450.58	11,897,757.75	73,355,435.31
171	CAPITAL PROJECTS FUND	131,860,045.88	1,428,126.12	3,945,478.85	134,366,398.59
177	EDU CAPITAL PROJECTS FUND	7,458,020.38	230,799.35	11,613,448.00	18,841,669.01
207	BI-COUNTY LANDFILL	13,678,675.78	1,463,841.33	1,763,589.97	13,878,324.42
208	EMERGENCY COMMUNICATIONS DISTRICT	3,644,017.05	213,291.88	554,908.88	3,985,632.05
209	LIBRARY FUND	480,357.42	197,895.24	10,348.74	292,710.92
263	SELF INSURANCE TRUST FUND	29,813,217.70	5,619,394.99	8,777,029.20	30,776,851.91
266	WORKERS' COMPENSATION	1,746,538.02	51,759.57	2,692.32	1,697,470.77
267	UNEMPLOYMENT COMPENSATION	37,846.61	463.86	463.86	37,846.61
351	CITY OF CLARKSVILLE - SALES TAX	0.00	5,319,423.72	5,319,423.72	0.00
362	MGC RAIL AUTHORITY	2,743.65		7,469.54	10,213.19
363	JUDICIAL DISTRICT DRUG FUND	706,048.12	5,401.43	28,148.55	728,796.24
364	DISTRICT ATTORNEY FUND	88,384.00	105.50	1,017.78	87,276.28
365	PORT AUTHORITY	50,000.00			50,000.00
		464,769,639.43	59,396,186.78	115,545,156.72	520,918,609.37

This report is submitted in accordance with requirements of section 5-9-505,
and/or 67-5-1902, Tennessee Code Annotated, and to the best of my knowledge,
information and belief accurately reflects transactions of this office for the month ended February 28, 2023.


Signature

3/7/2023
Date

MONTGOMERY COUNTY TRUSTEE
Title

COMPARISON OF HOTEL OCCUPANCY TAX COLLECTIONS

MONTH	1999	2000	2001	2002	2003	2004	2005	2006	2007	2008
JANUARY	\$ 27,098.84	\$ 30,533.18	\$ 48,458.76	\$50,828.98	\$ 65,230.13	\$ 72,800.02	\$ 78,874.92	\$ 63,103.00	\$ 73,875.57	\$ 80,803.04
FEBRUARY	\$ 29,909.16	\$ 30,389.03	\$ 47,751.41	\$53,770.38	\$ 69,380.09	\$ 91,527.44	\$ 67,626.09	\$ 63,669.44	\$ 71,126.97	\$ 78,321.88
MARCH	\$ 31,464.65	\$ 32,987.23	\$ 56,924.49	\$54,806.34	\$ 93,121.20	\$ 103,994.62	\$ 70,053.21	\$ 65,063.08	\$ 78,798.55	\$ 93,799.10
APRIL	\$ 36,921.57	\$ 39,278.27	\$ 64,682.11	\$75,899.40	\$ 94,829.04	\$ 92,468.13	\$ 102,342.68	\$ 99,137.03	\$ 112,761.38	\$ 122,941.33
MAY	\$ 45,431.12	\$ 40,659.75	\$ 67,111.76	\$71,882.71	\$ 91,093.92	\$ 96,224.80	\$ 90,741.56	\$ 85,508.82	\$ 103,205.69	\$ 90,117.49
JUNE	\$ 41,300.90	\$ 40,705.58	\$ 67,033.52	\$78,332.61	\$ 84,186.25	\$ 91,007.71	\$ 100,085.45	\$ 89,668.92	\$ 135,081.86	\$ 106,604.47
JULY	\$ 43,822.68	\$ 43,848.22	\$ 71,259.56	\$89,829.01	\$ 88,224.67	\$ 90,974.37	\$ 110,608.98	\$ 94,808.25	\$ 136,085.79	\$ 95,500.92
AUGUST	\$ 51,914.05	\$ 82,607.67	\$ 80,724.48	\$103,831.95	\$ 111,787.39	\$ 114,839.93	\$ 126,860.91	\$ 99,007.81	\$ 128,691.23	\$ 106,802.50
SEPTEMBER	\$ 45,085.51	\$ 77,573.12	\$ 75,928.35	\$71,760.72	\$ 89,163.84	\$ 88,227.22	\$ 103,528.65	\$ 93,998.21	\$ 122,277.00	\$ 94,452.48
OCTOBER	\$ 62,586.96	\$ 78,223.81	\$ 64,421.97	\$67,912.08	\$ 71,058.32	\$ 85,219.87	\$ 103,328.13	\$ 120,964.50	\$ 115,299.73	\$ 83,620.66
NOVEMBER	\$ 42,478.02	\$ 67,894.53	\$ 70,109.29	\$68,684.15	\$ 77,700.65	\$ 90,975.56	\$ 93,728.35	\$ 95,138.90	\$ 132,492.92	\$ 100,329.52
DECEMBER	\$ 37,644.94	\$ 54,666.88	\$ 64,491.24	\$65,970.79	\$ 71,088.08	\$ 87,086.86	\$ 88,085.13	\$ 93,788.01	\$ 89,382.18	\$ 118,462.45
YEARLY TOTAL	\$ 495,658.40	\$ 619,358.27	\$ 778,896.94	\$852,489.12	\$ 1,005,863.58	\$ 1,105,346.93	\$1,135,861.06	\$ 1,063,871.77	\$ 1,298,856.83	\$ 1,159,355.84
	2009	2010	2011	2012	2013	2014	2015	2016	2017	2018
JANUARY	\$ 87,058.36	\$ 98,797.30	\$ 93,568.93	\$ 122,959.56	\$ 101,963.52	\$ 106,908.64	\$ 118,820.77	\$ 113,056.55	\$ 114,268.84	\$ 131,329.69
FEBRUARY	\$ 103,484.37	\$ 122,425.01	\$ 98,617.91	\$ 130,592.70	\$ 84,950.58	\$ 111,395.05	\$ 108,102.01	\$ 105,945.34	\$ 114,189.67	\$ 142,245.75
MARCH	\$ 106,133.80	\$ 97,223.36	\$ 123,655.30	\$ 130,540.42	\$ 89,897.89	\$ 107,789.42	\$ 97,758.36	\$ 122,221.56	\$ 111,730.41	\$ 157,852.20
APRIL	\$ 131,183.50	\$ 147,129.46	\$ 141,216.66	\$ 166,930.70	\$ 127,011.20	\$ 172,086.68	\$ 168,753.98	\$ 154,016.56	\$ 160,438.24	\$ 191,271.58
MAY	\$ 124,347.50	\$ 140,099.75	\$ 148,155.80	\$ 145,100.30	\$ 114,744.33	\$ 137,305.59	\$ 183,656.94	\$ 159,382.00	\$ 165,458.19	\$ 181,337.94
JUNE	\$ 128,926.73	\$ 156,904.04	\$ 165,434.81	\$ 158,566.28	\$ 149,278.38	\$ 149,761.84	\$ 167,384.58	\$ 173,701.26	\$ 171,984.70	\$ 213,499.05
JULY	\$ 138,948.38	\$ 155,002.42	\$ 166,721.40	\$ 142,543.24	\$ 139,764.87	\$ 155,951.38	\$ 183,931.64	\$ 182,334.33	\$ 181,282.97	\$ 215,170.38
AUGUST	\$ 138,546.34	\$ 159,398.89	\$ 189,029.54	\$ 144,944.86	\$ 138,508.95	\$ 141,828.40	\$ 183,006.76	\$ 193,937.40	\$ 244,700.44	\$ 221,120.45
SEPTEMBER	\$ 110,943.01	\$ 139,077.22	\$ 183,172.65	\$ 137,762.39	\$ 123,498.85	\$ 134,895.73	\$ 136,037.08	\$ 183,545.89	\$ 200,094.88	\$ 209,451.78
OCTOBER	\$ 103,998.14	\$ 106,852.14	\$ 150,826.03	\$ 136,406.87	\$ 118,284.80	\$ 131,945.61	\$ 137,714.25	\$ 156,101.99	\$ 177,865.83	\$ 312,670.78
NOVEMBER	\$ 117,085.86	\$ 111,906.42	\$ 169,407.63	\$ 139,934.80	\$ 133,540.36	\$ 159,367.09	\$ 162,825.42	\$ 168,948.08	\$ 166,973.57	\$ 359,166.51
DECEMBER	\$ 107,900.37	\$ 110,667.80	\$ 151,081.34	\$ 112,969.35	\$ 124,889.36	\$ 120,067.79	\$ 148,644.37	\$ 135,623.41	\$ 138,082.08	\$ 304,165.85
YEARLY TOTAL	\$ 1,398,566.36	\$ 1,545,483.81	\$ 1,780,688.00	\$1,667,241.47	\$ 1,448,331.09	\$ 1,629,103.17	\$1,756,616.14	\$ 1,848,814.37	\$ 1,945,027.78	\$ 2,639,281.84

CLARKSVILLE-MONTGOMERY COUNTY											
SALES TAX COLLECTIONS COMPARISON REPORT											
	2007-2008	2008-2009	2009-2010	2010-2011	2011-2012	2012-2013	2013-2014	2014-2015	2015-2016	2016-2017	
July	\$ 3,951,625.57	\$ 3,907,908.75	\$ 3,944,322.43	\$ 3,973,449.15	\$ 4,368,024.95	\$ 4,969,328.66	\$ 4,610,593.54	\$ 4,852,678.91	\$ 5,188,417.10	\$ 5,109,887.39	
August	\$ 4,048,062.83	\$ 3,969,101.90	\$ 4,185,044.24	\$ 4,485,348.58	\$ 4,365,279.31	\$ 4,770,982.11	\$ 4,742,043.02	\$ 5,021,678.21	\$ 5,207,421.78	\$ 5,498,595.29	
September	\$ 3,697,338.74	\$ 3,591,425.40	\$ 3,765,577.37	\$ 4,044,918.09	\$ 4,087,426.40	\$ 4,458,031.11	\$ 4,419,749.47	\$ 4,702,911.95	\$ 5,180,576.80	\$ 5,169,524.78	
October (August Coll.)	\$ 3,813,108.63	\$ 3,686,073.38	\$ 3,836,157.44	\$ 3,971,998.58	\$ 5,337,736.63	\$ 4,615,085.98	\$ 4,466,644.01	\$ 4,726,833.37	\$ 4,864,832.93	\$ 5,153,508.18	Sales Tax Holiday 8/15-7/2011, 8/2-5/2012, 8/2-4/2013, 8/1-3/2014
November	\$ 3,500,630.43	\$ 3,614,786.11	\$ 3,824,985.82	\$ 3,843,598.18	\$ 5,120,107.11	\$ 4,634,486.72	\$ 4,613,925.43	\$ 4,893,526.38	\$ 5,121,893.98	\$ 5,382,914.73	
December	\$ 3,476,063.69	\$ 3,479,758.37	\$ 3,746,233.68	\$ 3,885,625.05	\$ 4,668,893.03	\$ 4,330,933.38	\$ 4,538,909.17	\$ 4,803,598.95	\$ 4,805,275.18	\$ 5,035,853.77	
January	\$ 3,782,928.31	\$ 3,911,901.66	\$ 3,918,328.61	\$ 3,978,924.89	\$ 4,936,179.84	\$ 4,875,580.88	\$ 4,681,683.42	\$ 5,011,973.14	\$ 5,151,710.35	\$ 5,319,404.23	
February	\$ 4,792,942.84	\$ 4,884,794.83	\$ 5,220,113.70	\$ 5,318,806.81	\$ 6,281,020.97	\$ 5,624,805.48	\$ 5,829,817.84	\$ 6,595,842.59	\$ 7,735,732.86	\$ 7,191,134.54	December (actual collection month) Typical Yearly High Sales Tax Collection Month
March	\$ 3,150,880.40	\$ 3,529,205.22	\$ 3,579,853.71	\$ 3,519,094.43	\$ 4,247,078.33	\$ 3,885,859.93	\$ 4,043,556.23	\$ 4,357,324.18	\$ 4,503,712.84	\$ 4,734,898.38	
April	\$ 3,351,393.11	\$ 3,738,282.75	\$ 3,801,787.70	\$ 3,944,756.92	\$ 4,803,178.86	\$ 4,268,858.78	\$ 4,580,279.84	\$ 4,341,404.11	\$ 4,911,278.37	\$ 4,594,607.21	
May	\$ 3,814,407.28	\$ 4,044,427.55	\$ 4,305,544.93	\$ 4,527,749.01	\$ 5,310,119.72	\$ 4,751,487.60	\$ 4,933,819.42	\$ 5,157,153.72	\$ 5,522,250.32	\$ 5,755,448.65	
June	\$ 3,843,828.22	\$ 3,833,209.78	\$ 4,050,116.50	\$ 4,365,430.30	\$ 4,774,273.97	\$ 4,540,342.21	\$ 4,722,890.55	\$ 4,942,895.62	\$ 5,162,876.37	\$ 5,536,547.51	Sales Tax Holiday Apr 25-27, 2008
TOTAL	\$ 45,231,008.12	\$ 48,171,114.72	\$ 49,148,186.21	\$ 49,837,500.92	\$ 58,879,778.02	\$ 55,450,628.84	\$ 56,282,522.04	\$ 59,428,621.10	\$ 62,355,894.89	\$ 64,410,409.89	
Increase/Decrease	(\$25,338.19)	\$940,106.60	\$ 1,977,053.49	\$ 1,789,332.71	\$ 8,942,277.10	(\$3,429,151.18)	\$ 831,895.28	\$ 3,144,099.08	\$ 2,929,273.79	\$ 2,854,614.80	
MONTH	2017-2018	2018-2019	2019-2020	2020-2021	2021-2022	2022-2023	2023-2024	2024-2025	2025-2026	2026-2027	
July	\$ 5,593,632.25	\$ 6,402,326.78	\$ 6,902,269.20	\$ 7,463,613.69	\$ 8,433,496.17	\$ 9,802,376.64					
August	\$ 5,679,437.81	\$ 6,213,117.92	\$ 6,720,876.29	\$ 7,511,004.74	\$ 8,393,509.31	\$ 9,797,993.70					
September	\$ 5,385,830.74	\$ 6,896,213.41	\$ 6,460,370.74	\$ 7,120,947.90	\$ 7,883,492.57	\$ 9,349,554.19					
October	\$ 5,308,674.32	\$ 6,354,157.14	\$ 6,395,967.83	\$ 6,794,012.89	\$ 8,103,435.77	\$ 8,858,683.04					
November	\$ 5,730,063.65	\$ 6,164,829.97	\$ 6,395,004.71	\$ 7,168,387.05	\$ 8,385,163.70	\$ 9,189,246.15					
December	\$ 5,406,782.14	\$ 6,530,758.49	\$ 6,384,368.09	\$ 7,093,332.27	\$ 8,670,042.79	\$ 9,381,236.53					
January	\$ 5,735,987.66	\$ 6,387,448.34	\$ 6,800,428.78	\$ 7,637,987.89	\$ 8,259,650.79	\$ 9,431,133.77					
February	\$ 7,510,440.21	\$ 8,137,189.69	\$ 10,549,858.28	\$ 9,889,277.73	\$ 10,701,832.48	\$ 11,039,939.28					December (actual collection month) Typical Yearly High Sales Tax Collection Month
March	\$ 4,943,127.78	\$ 5,562,388.10	\$ 6,800,973.81	\$ 7,461,708.93	\$ 7,918,282.14						
April	\$ 5,280,194.37	\$ 5,605,081.09	\$ 6,028,268.10	\$ 5,802,061.34	\$ 6,117,715.66						
May	\$ 6,283,155.39	\$ 6,846,982.72	\$ 6,680,823.37	\$ 9,175,685.66	\$ 9,783,110.60						
June	\$ 5,959,030.63	\$ 6,697,484.42	\$ 6,493,692.03	\$ 8,028,293.78	\$ 8,986,650.79						
Total	\$ 68,798,268.25	\$ 77,587,959.88	\$ 81,822,989.28	\$ 92,126,533.81	\$ 105,050,393.80	\$ 78,849,165.30	\$	\$	\$	\$	
Increase/Decrease	\$ 4,387,846.96	\$ 8,759,703.64	\$ 4,955,035.39	\$ 10,503,938.23	\$ 12,831,450.29						
Kimberly B. Wiggins, Montgomery County Trustee, February 22, 2023						Events that mark Notable Change in Clarksville/Montgomery County Sales Tax Revenue					
Dec. 2007-The Worst Recession since the Great Depression began						FISCAL YEAR - EVENT					
June 2009-"Official" End of the Worst Recession since the Great Depression, per the Federal Government Officials						2007-2008 - Presidential Election/Rising Crisis/Banking/Stock Market/Interest Rates Decline/The "Big Unwind"					
October 2010-"This is the Slowest and Feeblest Recovery in the U.S.A.'s History." -Steve Forbes						2007-2008 - Operation Enduring Freedom					
First Quarter 2011-WSJ called the US Economy "The Incredible Shrinking Recovery"-The US Economy appears to have grown by little more than 1.5% in the 1st Qtr., well below the 4% annualized most expected back in January.						9/2008 \$200 Bill, Federal Bailout of Fannie & Freddie, Lehman Chap.11, Merrill bought by BoA, AIG loaned \$85bill. by Fed. Reserve					
It is no coincidence that bank earnings have been recovering as well. Inflation/Stagnation, in the 3 months ending Feb, 2011, was running at an annualized rate of 5.6% and does not come close to compensating investors with their current low interest rate of .00%-25%											
WSJ-"Great Symbols Blow" 8/5/11 America Gets Downgraded from AAA to AA+ by Standard & Poor, now 10 countries in the world have a better credit rating than the U.S.A.											
Jan 2013-NEW YORK TIMES Matthew Rishon "The latest green shoots of recovery in the United States already show signs of turning brown" Paul Krugman "Without a radical change in economic policy in both the United States and Europe,											
the likeliest outcome is a prolonged depression, perhaps not as "great" as in the 1830s but with clear similarities, above all in the immense human cost of needlessly high unemployment"											
Jan 14, 2013 Hemlock Semiconductor LLC delays the start up of the Clarksville facility.						For Calendar Year 2013-Economists are predicting a 1.4% GDP					
October 14, 2013, Hankook Tire coming to Clarksville with 1,800 direct jobs and build an \$500million manufacturing facility in Clarksville/Montgomery County											
December 10, 2014-Fed. Reserve uncertainty and Hemlock to close permanently. Leaf Chronicle						WSJ 3/21/2018 Fed See Growth Ahead in Economy...the Fed Funds Rate was raised from 1.50%-1.75% and the Fed penciled in 2 more rate increases this year.					
						WSJ 8/21/2018 Fed Funds Rate 1.75%-2.00% APY					

Clarksville/Montgomery County Sales Tax Distribution Monthly Comparison Report

	City of Clarksville	School Operations	School Debt Service	Total Monthly Sales Tax
FY 2007-2008 Totals	\$ 11,068,305.39	\$ 31,260,284.87	\$ 2,902,417.86	\$ 45,231,008.12
FY 2008-2009 Totals	\$ 11,282,434.89	\$ 31,923,859.91	\$ 2,964,819.92	\$ 46,171,114.72
FY 2009-2010 Totals	\$ 11,762,260.45	\$ 33,293,704.75	\$ 3,092,203.01	\$ 48,148,168.21
FY 2010-2011 Totals	\$ 12,160,832.28	\$ 34,564,521.72	\$ 3,212,146.92	\$ 49,937,500.92
FY 2011-2012 Totals	\$ 14,489,406.12	\$ 40,622,715.82	\$ 3,767,656.08	\$ 58,879,778.02
FY 2012-2013 Totals	\$ 13,594,753.04	\$ 38,301,020.55	\$ 3,554,853.25	\$ 55,450,626.84
FY 2013-2014 Totals	\$ 13,814,065.84	\$ 38,862,274.65	\$ 3,606,181.55	\$ 56,282,522.04
FY 2014-2015 Totals	\$ 14,467,222.96	\$ 41,136,304.15	\$ 3,823,093.99	\$ 59,426,621.10
FY 2015-2016 Totals	\$ 16,056,308.82	\$ 46,365,733.92	\$ 155,485.95	\$ 62,577,528.69
FY 2016-2017 Totals	\$ 16,672,053.56	\$ 48,246,975.49	\$ 166,878.05	\$ 65,085,907.10
FY 2017-2018 Totals	\$ 17,637,260.05	\$ 52,034,593.37	\$ 228,877.29	\$ 69,900,730.71
FY 2018-2019 Totals	\$ 19,073,787.26	\$ 59,323,678.41	\$ 408,095.19	\$ 78,805,560.86
FY 2019-2020 Totals	\$ 20,425,080.37	\$ 62,183,181.72	\$ 366,306.13	\$ 82,974,568.22
FY 2020-2021 Totals	\$ 23,436,271.61	\$ 70,146,468.64	\$ 366,580.31	\$ 93,949,320.56
FY 2021-2022 Totals	\$ 26,620,794.06	\$ 80,567,738.67	\$ 673,217.93	\$ 107,861,750.66

FY 2022-23 by Month	City of Clarksville	School Operations	School Debt Service	Total Monthly Sales Tax
July	\$ 2,275,251.51	\$ 7,014,982.63	\$ 59,320.05	\$ 9,349,554.19
August	\$ 2,150,495.16	\$ 6,641,152.57	\$ 67,035.31	\$ 8,858,683.04
September	\$ 2,257,777.77	\$ 6,875,057.10	\$ 55,411.28	\$ 9,188,246.15
October	\$ 2,301,471.00	\$ 7,020,987.20	\$ 58,778.33	\$ 9,381,236.53
November	\$ 2,303,949.62	\$ 7,063,982.32	\$ 63,201.83	\$ 9,431,133.77
December	\$ 2,673,255.88	\$ 8,296,960.80	\$ 69,722.60	\$ 11,039,939.28
January				\$ -
February				\$ -
March				\$ -
April				\$ -
May				\$ -
June				\$ -
TOTALS	\$ 13,962,200.94	\$ 42,913,122.62	\$ 373,469.40	\$ 57,248,792.96



Montgomery County Government

Building and Codes Department

350 Pageant Lane Suite 309
Clarksville, TN 37040

Phone
931-648-5718

Fax
931-553-5121

Memorandum

TO: Wes Golden, County Mayor
FROM: Rod Streeter, Building Commissioner *RS*
DATE: March 1, 2023
SUBJ: February 2023 ADEQUATE FACILITIES TAX REPORT

The total number of receipts issued in February 2023 is as follows: City 280 and County 56 for a total of 336.

There were 122 receipts issued on single-family dwellings, 11 receipts issued on multi-family dwellings with a total of 201 units, 0 receipts issued on condominiums with a total of 0 units, 0 receipts issued on townhouses. There was 9 exemption receipt issued.

The total taxes received for February 2023 was \$163,500.00

The total refunds issued for February 2023 was \$0.00.

Total Adequate Facilities Tax Revenue for February 2023 was \$163,500.00

FISCAL YEAR 2022/2023 TOTALS TO DATE:

TOTAL NUMBER OF Adequate Facilities Tax Receipts Issued:	City: 1931
	County: 383
	Total: 2314
TOTAL REFUNDS:	\$1,000.00
TOTAL TAXES RECEIVED:	\$1,216,500.00

<u>NUMBER OF LOTS AND DWELLINGS ISSUED</u>	<u>CITY</u>	<u>COUNTY</u>	<u>TOTAL</u>
LOTS 5 ACRES OR MORE:	0	41	41
SINGLE-FAMILY DWELLINGS:	356	241	597
MULTI-FAMILY DWELLINGS (182 Receipts):	1436	87	1523
CONDOMINIUMS: (44 Receipts)	44	0	44
TOWNHOUSES:	92	0	92
EXEMPTIONS: (17 Receipts)	9	8	17
REFUNDS ISSUED: (1 Receipt)	(0)	(1)	(1)

RS/bf

cc: Wes Golden, County Mayor
 Jeff Taylor, Accounts and Budgets
 Teresa Cottrell, County Clerk



**MONTGOMERY
COUNTY**
TENNESSEE

Montgomery County Government

Building and Codes Department

350 Pageant Lane Suite 309
Clarksville, TN 37040

Phone
931-648-5718

Fax
931-553-5121

Memorandum

TO: Wes Golden, County Mayor
FROM: Rod Streeter, Building Commissioner *RS*
DATE: March 1, 2023
SUBJ: February 2023 PERMIT REVENUE REPORT

The number of permits issued in February 2023 is as follows: Building Permits 98, Grading Permits 2, Mechanical Permits 52, and Plumbing Permits 56 for a total of 208 permits.

The total cost of construction was \$26,983,792.00. The revenue is as follows: Building Permits \$80,614.70, Grading Permits \$1,140.00, Plumbing Permits \$5,100.00, Mechanical Permits: \$5,400.00 Plans Review \$16,957.00, BZA \$500.00, Re-Inspections \$650.00, Pre-Inspection \$0.00, Safety Inspection \$50.00, and Miscellaneous Fees \$0.00 the total revenue received in February 2023 was \$110,411.70.

FISCAL YEAR 2022/2023 TOTALS TO DATE:


NUMBER OF SINGLE FAMILY PERMITS:	297
COST OF CONSTRUCTION:	\$286,391,712.00
NUMBER OF BUILDING PERMITS:	1236
NUMBER OF PLUMBING PERMITS:	240
NUMBER OF MECHANICAL PERMITS:	377
NUMBER OF GRADING PERMITS:	5
BUILDING PERMITS REVENUE:	\$1,720,182.28
PLUMBING PERMIT REVENUE:	\$26,200.00
MECHANICAL PERMIT REVENUE:	\$38,850.00
GRADING PERMIT REVENUE:	\$2865.00
RENEWAL FEES:	\$1,550.00
PLANS REVIEW FEES:	\$164,335.75
BZA FEES:	\$2,500.00
RE-INSPECTION FEES:	\$4,350.00
PRE-INSPECTION FEES:	\$0.00
SAFETY INSPECTION FEES:	\$100.00
MISCELLANEOUS FEES:	\$0.00
MISC REFUNDS	\$2,451.75
SWBA	\$0.00
TOTAL REVENUE:	\$1,961,834.78

RS/bf

cc: Wes Golden, County Mayor
Jeff Taylor, Accounts and Budgets
Teresa Cottrell, County Clerk

cmcss

The Defining Difference



Quarterly Construction Report

March 2023



Location: **Kirkwood High School**


Resolution Number : 22-1-1
Resolution Date: 1/10/2022
Project Number: C165
Active Project as of: 2/2/2022
Designer: Lyle-Cook-Martin
Contractor: R. G. Anderson
Scheduled Completion Date: 6/30/2023

Construction Percent Complete: 64.37%
Substantial Completion Date:
Total Project Budget Amount: ~~\$84,102,000.⁶⁶~~
\$82,937,000.⁰⁰
Paid to Date: \$50,948,933.⁶⁷

**Change order for -\$1,165,000.00 was processed for change in technology equipment, special inspections, library furniture, & way-finding signage.*

Progress:

- Water meters installed
- All building brick complete
- Canopies around building complete
- Ceiling Grid & Tile ongoing
- Storm/Sewer is 90% complete
- Casework is ongoing throughout building
- Field lights started
- Fieldhouse roofing started
- Grandstand foundation block complete
- Diesel Tech curbs started
- Diesel Tech foundation wall half poured
- Diesel Tech Underground plumbing & electrical rough-in started





General Purpose (LED Lighting Savings Program)


West Creek High Gate Special Education Courtyard

Description: **Installation of a courtyard single walk through hinged gate at West Creek High School.**

Contractor **Clarksville Fencing**

Project Amount: **\$1,100.00**

Status: **Completed**



General Purpose (LED Lighting Savings Program)


Barksdale Elementary Sidewalk to New Playground

Description: **After the demolition of old sidewalk, a new 300' x 5' sidewalk was constructed to connect building to the new playground area**

Contractor **M3 Construction**

Project Amount: **\$8,200.00**

Status: **Completed**





General Purpose (LED Lighting Savings Program)


Pisgah Elementary Parent Pickup Lane Striping & Markings

Description: Installation of pavement striping and markings for Parent Pick Up Lane at Pisgah to include 4' Hash Marked Safety Lane

Contractor ProStripe

Project Amount: \$1,200.00

Status: Completed



General Purpose (LED Lighting Savings Program)


Central Office - Gracey Acrylic Lettering

Description: Installation of new building identification letters at Central Services-Gracey

Contractor Grayson, Inc. (FastSigns)

Project Amount: \$3,200.00

Status: Completed



Quarterly Financial Report for December 31, 2022

The quarterly financial report presented tonight is for the period ending December 31, 2022. The report consists of three statements for each of the six school system budgets (funds) appropriated by the County Commission. Those funds are: General Purpose School, Federal Projects, Child Nutrition, Transportation, Extended Schools and Capital Projects.

The first statement is a balance sheet which is a picture of the financial condition of that particular fund at a point in time. The asset section represents the resources available to the district for payment of its obligations, much like your personal or business checking account along with any amounts due from others. The liabilities section reflects current amounts due to others. The equity section contains amounts held for future obligations to include fund balance and certain required reserves.

The second statement is a cash reconciliation which is basically comparing our cash balance to that of the County Trustee. This is similar to reconciling your check book to your bank statement.

The third statement for each fund is a report of all revenues and expenditures by category. This report reflects the approved budget amount as amended, amounts received or spent year to date (including encumbrance for purchase orders issued but not paid), and the amount under/over collected for revenues or the amount over/under spent for expenditures.

**General Purpose School Fund
Balance Sheet
For the Period Ending
December 31, 2022**

Assets:		
Petty Cash	100.00	
Cash in Bank	21,155.27	
Cash on Deposit w/Trustee	97,163,724.09	
Cash with Paying Agent	88,852.28	
Accounts Receivable	998,968.25	
Due From Other Governments	180,106.02	
Due From Other Funds	397,658.50	
Due From Primary Governments	0.00	
Advances to Other Funds	0.00	
Other Restricted Asset	5,001,930.98	
Property Taxes Receivable	28,762,031.53	
Less Allowance for Uncollected Property Taxes	(715,493.15)	
Stores Warehouse	150,368.16	
Total Assets		132,049,401.93
Estimated Revenues	333,964,470.00	
Less Revenues Rec'd to Date	(160,849,512.08)	
Estimated Revenues not Received		173,114,957.92
Total Debits		305,164,359.85

**General Purpose School Fund
Balance Sheet
For the Period Ending
December 31, 2022**

Liabilities and Equity

Liabilities:

Accounts Payable	91,639.53
Accrued Payroll	-
Sales Tax Payable	-
Payroll Deductions	182,159.35
Due to Other Funds	977.42
Due to Primary Governments	-
Deferred Revenue	<u>28,198,343.88</u>

Total Liabilities 28,473,120.18

Equity:

Appropriations (Budgetary Accounts)

From Estimated Revenues	333,964,470.00	
From Fund Balance	23,851,813.00	
Total Appropriations		357,816,283.00
Less Expenditures	(126,028,939.69)	
Less Encumbrances	<u>(7,346,932.90)</u>	
Total Expenditures & Encumbrances		<u>(133,375,872.59)</u>

Unencumbered Budget Balance 224,440,410.41

Fund Balance & Reserves:

Reserve for Encumbrances - Current Year	7,346,932.90
Reserve for Encumbrances - Prior Year	642,146.42
Nonspendable - Inventory	178,388.10
Nonspendable - Prepaid Items	-
Restricted - Educ Coord Schl Hea	-
Restricted for Instruction - Career Ladder	(1,645.60)
Restricted - Hybrid Ret Stabil	5,001,930.98
Committed for Oper. Non-Inst. Serv. - P & L Ins.	781,000.00
Committed for Oper. Non-Inst. Serv. - OJI	702,218.00
Assigned for Education	12,896,468.00
Assigned for Education - Technology	6,419,971.00
Assigned for Education - Bus Replacement	1,609,500.00
Assigned for Education - Educ Esser	2,000,000.00

Undesignated Fund Balance 6/30/22	38,525,732.46
Less Appropriations	(23,851,813.00)
Plus Adjustments	-
Estimated Undesignated Fund Balance 6/30/23	<u>14,673,919.46</u>

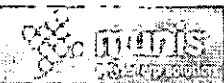
Total Fund Balance & Reserves 52,250,829.26

Total Credits 305,164,359.85

**General Purpose School Fund
Cash Reconciliation
December 31, 2022**

Cash on Deposit with Trustee	81,849,091.98	
Plus Receipts for Month	<u>42,855,823.36</u>	
Total Available Funds		124,704,915.34
Less Cash Disbursements:		
ACH Payments	(640,403.68)	
Warrants Issued	(8,143,703.56)	
Wire Transfers	(18,409,013.50)	
Trustee's Commission	<u>(352,528.75)</u>	
Total Cash Disbursements		(27,545,649.49)
Plus Voided Checks		<u>4,458.24</u>
Book Balance		97,163,724.09
Plus Outstanding Warrants		2,568,510.56
Less Adjustments Between Funds		51,238.98
Plus Adjustments by Trustee		0.00
Plus Wire Transfers In-Transit		
Less Deposits In-Transit		<u>(741.97)</u>
Trustee's Report Balance		<u><u>99,782,731.66</u></u>

CLARKSVILLE-MONTGOMERY CO. SCHOOL SYSTEM



YTD BUDGET REPORT 12/31/2022 REVENUE

REPORT 202206
 ACCOUNTS FORS 34 IN GENERAL PURPOSE SCHOOLS
 ORIGINAL ESTIM REV VESTIM REV ADJ REVISED ESTIM REV AGUAL YTD REVENUE REMAINING REVENUE

00000 NON CHARGE

40110 CURR PROP TAX						
28,002,813.00	0.00	28,002,813.00	15,791,227.55		12,211,585.45	56.4%
40120 TRUSTEE'S COLLECTIONS-PRIO						
500,000.00	0.00	500,000.00	244,400.34		255,599.66	48.9%
40125 TRUSTEE'S COLLECTIONS-BANK						
10,000.00	0.00	10,000.00	7,581.56		2,418.44	75.8%
40130 CIRCUIT CLERK						
316,245.00	0.00	316,245.00	87,668.97		228,576.03	27.7%
40140 INTEREST & PENALTY						
200,000.00	0.00	200,000.00	61,962.26		138,037.74	31.0%
40162 PYMTS IN LIEU OF TAXES-LOC						
577,493.00	0.00	577,493.00	2,664.12		574,828.88	.5%
40210 LOCAL OPTION SALES TAX						
78,408,456.00	0.00	78,408,456.00	34,882,690.66		43,525,765.34	44.5%
40240 WHEEL TAX						
5,200,000.00	0.00	5,200,000.00	2,784,380.22		2,415,619.78	53.5%
40270 BUSINESS TAX						
800,000.00	0.00	800,000.00	138,711.48		661,288.52	17.3%
40275 MIXED DRINK TAX						
400,000.00	0.00	400,000.00	286,307.04		113,692.96	71.6%
40320 BANK EXCISE TAX						
161,000.00	0.00	161,000.00	0.00		161,000.00	.0%
44110 INTEREST EARNED						
1,565.00	0.00	1,565.00	743.83		821.17	47.5%
44146 E-RATE FUNDING						
295,947.00	0.00	295,947.00	30,764.51		265,182.49	10.4%
44170 MISCELLANEOUS REFUNDS						
2,000.00	0.00	2,000.00	11,008.64		-9,008.64	550.4%
44530 SALE OF EQUIPMENT						
500,000.00	0.00	500,000.00	118,473.08		381,526.92	23.7%
44560 DAMAGES RECOVERED FROM IND						
3,435.00	0.00	3,435.00	2,641.18		793.82	76.9%
44570 CONTRIB & GIFTS						
26,200.00	2,400.00	28,600.00	8,512.86		20,087.14	29.8%
46511 BASIC EDUCATION PROG						
204,569,567.00	0.00	204,569,567.00	103,547,876.50		101,021,690.50	50.6%
46515 EARLY CHILDHOOD EDUCATION						
1,840,910.00	0.00	1,840,910.00	704,694.67		1,136,215.33	38.3%
46590 OTHER STATE EDUCATION FUND						
931,000.00	336,433.00	1,267,433.00	307,920.07		959,512.93	24.3%

CLARKSVILLE-MONTGOMERY CO. SCHOOL SYSTEM



YTD BUDGET REPORT 12/31/2022 REVENUE

ACCOUNTS FOR 2141 GENERAL PURPOSES SCHOOLS
ORIGINALS FUND REV / SUPP FUND REV / ADJ REV / REVISED FUND REV / ACTUAL YTD REVENUE / REMAINING REVENUE / PERCENT

46610 CAREER LADDER PROG						
250,000.00	0.00	250,000.00	121,583.72	128,416.28	48.6%	
46820 INCOME TAX						
175,000.00	0.00	175,000.00	9,801.39	165,198.61	5.6%	
46981 SAFE SCHOOLS						
420,000.00	-249,750.00	170,250.00	0.00	170,250.00	.0%	
47630 PUB LAW 874-MAINT & OPERAT						
1,790,633.00	0.00	1,790,633.00	0.00	1,790,633.00	.0%	
48130 CONTRIBUTIONS						
425,412.00	171,864.00	597,276.00	214,166.36	383,109.64	35.9%	
48990 OTHER GOV AND CITZ GROUPS						
17,700.00	0.00	17,700.00	0.00	17,700.00	.0%	
49300 CAPITAL LEASE PROCEEDS						
4,918,400.00	0.00	4,918,400.00	0.00	4,918,400.00	.0%	
49700 INSURANCE RECOVERY						
1,000.00	0.00	1,000.00	14,098.36	-13,098.36	1409.8%	
49800 OPERATING TRANSFERS						
1,000,000.00	0.00	1,000,000.00	550,865.05	449,134.95	55.1%	
TOTAL NON CHARGE						
331,744,776.00	260,947.00	332,005,723.00	159,930,744.42	172,074,978.58	48.2%	

21000 INSTRUCTION

43517 TUITION OTHER - CR RECOVER						
28,000.00	0.00	28,000.00	34,200.00	-6,200.00	122.1%	
43990 OTHER CHARGES FOR SERVICES						
5,854.00	133,792.00	139,646.00	0.00	139,646.00	.0%	
47143 EDUCATION OF THE HANDICAPP						
400,000.00	0.00	400,000.00	0.00	400,000.00	.0%	
TOTAL INSTRUCTION						
433,854.00	133,792.00	567,646.00	34,200.00	533,446.00	6.0%	

22000 SUPPORT SERVICES

43365 ARCHIVES & RECORDS MANAGE.						
7,800.00	0.00	7,800.00	4,502.00	3,298.00	57.7%	
43551 SCHOOL BASED HEALTH PROGRA						
62,900.00	0.00	62,900.00	34,359.45	28,540.55	54.6%	

CLARKSVILLE-MONTGOMERY CO. SCHOOL SYSTEM



YTD BUDGET REPORT 12/31/2022 REVENUE

2022-2023

ACCOUNTS FOR GENERAL PURPOSE SCHOOLS
 ORIGINAL BUDGET REVENUE BUDGET REVENUE ADJUSTED REVENUE ACTUAL YTD REVENUE REMAINING REVENUE %

43583 TBI CRIMINAL BACKGROUND FE						
36,300.00	0.00	36,300.00	40,548.27	-4,248.27	111.7%	
43990 OTHER CHARGES FOR SERVICES						
430,000.00	1,500.00	431,500.00	389,436.50	42,063.50	90.3%	
44120 LEASE/RENTALS						
35,000.00	0.00	35,000.00	18,048.60	16,951.40	51.6%	
44145 SALE OF RECYCLED MATERIALS						
0.00	0.00	0.00	2,679.00	-2,679.00	100.0%	
44170 MISCELLANEOUS REFUNDS						
50,000.00	0.00	50,000.00	0.00	50,000.00	.0%	
44560 DAMAGES RECOVERED FROM IND						
0.00	0.00	0.00	83,473.22	-83,473.22	100.0%	
44990 OTHER LOCAL REVENUE						
15,000.00	0.00	15,000.00	9,890.14	5,109.86	65.9%	
47640 ROTC REIMBURSEMENT						
700,107.00	0.00	700,107.00	258,928.81	441,178.19	37.0%	
48140 ADULT LITERACY						
31,494.00	0.00	31,494.00	5,701.67	25,792.33	18.1%	
48990 OTHER GOV AND CITZ GROUPS						
0.00	21,000.00	21,000.00	37,000.00	-16,000.00	176.2%	
TOTAL SUPPORT SERVICES						
1,368,601.00	22,500.00	1,391,101.00	884,567.66	506,533.34	63.6%	
TOTAL GENERAL PURPOSE SCHOOL						
333,547,231.00	417,239.00	333,964,470.00	160,849,512.08	173,114,957.92	48.2%	

CLARKSVILLE-MONTGOMERY CO. SCHOOL SYSTEM



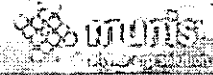
YTD BUDGET REPORT 12/31/2022 EXPENSES

REPORT FOR: 12/31/2022
 ACCOUNTS FOR: ALL GENERAL PURPOSE SCHOOLS
 ORIGINAL APPROPRIATION/ADJUSTS REVISED BUDGET YTD EXPENDED ENCUMBRANCES AVAIL BUDGET USED

AMOUNT REGULAR INSTRUCTION PROGRAM

ACCOUNT	DESCRIPTION	AMOUNT	REVISION	YTD EXPENDED	ENCUMBRANCES	AVAIL BUDGET	USED
511600	TEACHERS						
	104,743,838.00	3,039,454.00	107,783,292.00	33,444,085.39	0.00	74,339,206.61	31.0%
511700	CAREER LADDER PROGRAM						
	116,500.00	0.00	116,500.00	33,509.11	0.00	82,990.89	28.8%
512800	HOMEBOUND TEACHERS						
	238,057.00	6,531.00	244,588.00	70,298.80	0.00	174,289.20	28.7%
514000	SALARY SUPPLEMENTS						
	753,000.00	115,000.00	868,000.00	76,243.00	0.00	791,757.00	8.8%
516300	EDUCATIONAL ASSISTANTS						
	5,098,530.00	131,286.00	5,229,816.00	2,065,778.38	0.00	3,164,037.62	39.5%
518700	OVERTIME PAY						
	0.00	0.00	0.00	41.42	0.00	-41.42	100.0%
518900	OTHER SALARIES & WAGES						
	75,000.00	0.00	75,000.00	27,891.25	0.00	47,108.75	37.2%
519500	SUBSTITUTE TEACHERS CERTIF						
	924,339.00	0.00	924,339.00	170,607.50	0.00	753,731.50	18.5%
519800	SUB TEACHERS NON-CERTIFIED						
	908,880.00	0.00	908,880.00	400,169.96	0.00	508,710.04	44.0%
520100	SOCIAL SECURITY						
	6,997,206.00	204,147.00	7,201,353.00	2,130,389.75	0.00	5,070,963.25	29.6%
520400	STATE RETIREMENT						
	9,274,489.00	271,120.00	9,545,609.00	2,956,998.18	0.00	6,588,610.82	31.0%
520600	LIFE INSURANCE						
	89,781.00	0.00	89,781.00	31,729.64	0.00	58,051.36	35.3%
520700	MEDICAL INSURANCE						
	19,120,656.00	0.00	19,120,656.00	7,248,766.49	0.00	11,871,889.51	37.9%
521200	EMPLOYER MEDICARE						
	1,636,444.00	47,738.00	1,684,182.00	499,896.53	0.00	1,184,285.47	29.7%
521700	RETIREMENT-HYBRID STABILIZ						
	621,570.00	19,527.00	641,097.00	221,490.27	0.00	419,606.73	34.5%
533600	MAINT/REPAIR SRVCS- EQUIP						
	13,200.00	0.00	13,200.00	8,012.99	0.00	5,187.01	60.7%
535500	TRAVEL						
	21,284.00	0.00	21,284.00	1,888.38	0.00	19,395.62	8.9%
535600	TUITION						
	335,000.00	0.00	335,000.00	280,334.88	694.00	53,971.12	83.9%
539900	OTHER CONTRACTED SERVICES						
	2,165,995.00	0.00	2,165,995.00	1,919,748.20	104,995.00	141,251.80	93.5%
540600	BASIC SKILLS MATERIALS						
	47,576.00	0.00	47,576.00	29,103.20	0.00	18,472.80	61.2%

CLARKSVILLE-MONTGOMERY CO. SCHOOL SYSTEM



YTD BUDGET REPORT 12/31/2022 EXPENSES

ACCOUNTS FOR: GENERAL PURPOSE SCHOOLS	ORIGINAL APPROP	TRANSFERS/ADJSTMTS	REVISED BUDGET	YTD EXPENDED	ENCUMBRANCES	AVAILABLE BUDGET	% USED
542900 INSTRUCTIONAL SUPP & MATER	2,270,060.00	0.00	2,270,060.00	1,509,554.89	13,643.10	746,862.01	67.1%
543000 TEXTBOOKS - ELECTRONIC	1,525,000.00	500,000.00	2,025,000.00	1,900,584.98	0.00	124,415.02	93.9%
544900 TEXTBOOKS - BOUND	2,600,000.00	1,200,000.00	3,800,000.00	367,641.77	5,657.23	3,426,701.00	9.8%
553500 FEE WAIVERS	313,210.00	0.00	313,210.00	11,111.71	0.00	302,098.29	3.5%
572200 REGULAR INSTRUCTION EQUIPM	6,633,100.00	0.00	6,633,100.00	933,557.91	3,898,319.15	1,801,222.94	72.8%
TOTAL REGULAR INSTRUCTION PROG	166,522,715.00	5,534,803.00	172,057,518.00	56,339,434.58	4,023,308.48	111,694,774.94	35.1%

ALTERNATE INSTRUCTION

511600 TEACHERS	963,177.00	29,370.00	992,547.00	379,791.85	0.00	612,755.15	38.3%
511700 CAREER LADDER PROGRAM	1,000.00	0.00	1,000.00	333.32	0.00	666.68	33.3%
516300 EDUCATIONAL ASSISTANTS	61,776.00	1,734.00	63,510.00	29,695.23	0.00	33,814.77	46.8%
518900 OTHER SALARIES & WAGES	25,385.00	684.00	26,069.00	11,657.30	0.00	14,411.70	44.7%
519500 SUBSTITUTE TEACHERS CERTIF	1,000.00	0.00	1,000.00	0.00	0.00	1,000.00	.0%
519800 SUB TEACHERS NON-CERTIFIED	1,000.00	0.00	1,000.00	0.00	0.00	1,000.00	.0%
520100 SOCIAL SECURITY	65,308.00	1,973.00	67,281.00	24,637.82	0.00	42,643.18	36.6%
520400 STATE RETIREMENT	88,185.00	2,618.00	90,803.00	34,876.67	0.00	55,926.33	38.4%
520600 LIFE INSURANCE	799.00	0.00	799.00	306.01	0.00	492.99	38.3%
520700 MEDICAL INSURANCE	190,539.00	0.00	190,539.00	83,331.37	0.00	107,207.63	43.7%
521200 EMPLOYER MEDICARE	15,274.00	461.00	15,735.00	5,762.11	0.00	9,972.89	36.6%
521700 RETIREMENT-HYBRID STABILIZ	6,699.00	196.00	6,895.00	2,361.23	0.00	4,533.77	34.2%
535100 RENTALS	4,600.00	0.00	4,600.00	397.60	556.64	3,645.76	20.7%

CLARKSVILLE-MONTGOMERY CO. SCHOOL SYSTEM



YTD BUDGET REPORT 12/31/2022 EXPENSES

FOR 2022-06

ACCOUNTS FOR GENERAL PURPOSE SCHOOL SUPPLIES
 ORIGINAL APPROPRIATION TRANSFER/ADJUSTS REVISED BUDGET YTD EXPENDED ENCUMBRANCES AVAILABLE BUDGET % USED

542900 INSTRUCTIONAL SUPP & MATER	3,000.00	0.00	3,000.00	513.70	0.00	2,486.30	17.1%
TOTAL ALTERNATIVE INSTRUCTION	1,427,742.00	37,036.00	1,464,778.00	573,664.21	556.64	890,557.15	39.2%

54200 SPECIAL EDUCATION PROGRAM

511600 TEACHERS	18,350,831.00	318,445.00	18,669,276.00	5,316,976.58	0.00	13,352,299.42	28.5%
511700 CAREER LADDER PROGRAM	27,600.00	0.00	27,600.00	8,283.01	0.00	19,316.99	30.0%
512800 HONEBOUND TEACHERS	201,592.00	5,808.00	207,400.00	66,164.32	0.00	141,235.68	31.9%
516300 EDUCATIONAL ASSISTANTS	7,905,978.00	1,292,737.00	9,198,715.00	3,363,889.17	0.00	5,834,825.83	36.6%
516800 TEMPORARY PERSONNEL	756,510.00	0.00	756,510.00	112,838.38	0.00	643,671.62	14.9%
517100 SPEECH THERAPISTS	2,972,652.00	-532,003.00	2,440,649.00	577,765.90	0.00	1,862,883.10	23.7%
518700 OVERTIME PAY	0.00	5,000.00	5,000.00	2,218.92	0.00	2,781.08	44.4%
518900 OTHER SALARIES & WAGES	0.00	150,000.00	150,000.00	0.00	0.00	150,000.00	.0%
519500 SUBSTITUTE TEACHERS CERTIF	167,280.00	0.00	167,280.00	26,567.54	0.00	140,712.46	15.9%
519800 SUB TEACHERS NON-CERTIFIED	296,490.00	0.00	296,490.00	80,516.58	0.00	215,973.42	27.2%
520100 SOCIAL SECURITY	1,902,095.00	76,880.00	1,978,975.00	552,916.55	0.00	1,426,058.45	27.9%
520400 STATE RETIREMENT	2,566,069.00	119,156.00	2,685,225.00	801,423.96	0.00	1,883,801.04	29.8%
520600 LIFE INSURANCE	28,508.00	-2,462.00	26,046.00	9,526.79	0.00	16,519.21	36.6%
520700 MEDICAL INSURANCE	5,637,149.00	-31,576.00	5,605,573.00	1,962,107.65	0.00	3,643,465.35	35.0%
521200 EMPLOYER MEDICARE	444,844.00	17,981.00	462,825.00	130,262.02	0.00	332,562.98	28.1%
521700 RETIREMENT-HYBRID STABILIZ	185,188.00	-4,618.00	180,570.00	71,546.43	0.00	109,023.57	39.6%
531200 CONTRACTS W/ PRIVATE AGENC	150,000.00	796,882.00	946,882.00	112,836.39	254,896.11	579,149.50	38.8%

CLARKSVILLE-MONTGOMERY CO. SCHOOL SYSTEM



YTD BUDGET REPORT 12/31/2022 EXPENSES

FOR 2022

ACCOUNTS FOR: 1- GENERAL PURPOSE SCHOOLS

ORIGINAL APPROP.	TRANSFERS/ADJUSTS	REVISED BUDGET	YTD EXPENDED	ENCUMBRANCES	AVAILABLE BUDGET	% USED
535500 TRAVEL						
12,447.00	0.00	12,447.00	2,400.73	0.00	10,046.27	19.3%
539900 OTHER CONTRACTED SERVICES						
450,000.00	0.00	450,000.00	89,418.70	126,822.30	233,759.00	48.1%
542900 INSTRUCTIONAL SUPP & MATER						
247,196.00	0.00	247,196.00	0.00	0.00	247,196.00	.0%
552400 IN SERVICE/STAFF DEVELOPME						
10,000.00	0.00	10,000.00	0.00	0.00	10,000.00	.0%
572500 SPECIAL EDUCATION EQUIPMEN						
35,000.00	0.00	35,000.00	5,565.74	752.96	28,681.30	18.1%
TOTAL SPECIAL EDUCATION PROGRA						
42,347,429.00	2,212,230.00	44,559,659.00	13,293,225.36	382,471.37	30,883,962.27	30.7%

ADVOCATIONAL EDUCATION PROGRAM

511600 TEACHERS						
4,542,287.00	81,359.00	4,623,646.00	1,457,995.07	0.00	3,165,650.93	31.5%
511700 CAREER LADDER PROGRAM						
5,000.00	0.00	5,000.00	1,333.28	0.00	3,666.72	26.7%
514000 SALARY SUPPLEMENTS						
47,980.00	0.00	47,980.00	12,109.80	0.00	35,870.20	25.2%
518900 OTHER SALARIES & WAGES						
10,281.00	0.00	10,281.00	0.00	0.00	10,281.00	.0%
519500 SUBSTITUTE TEACHERS CERTIF						
42,070.00	0.00	42,070.00	6,868.33	0.00	35,201.67	16.3%
519800 SUB TEACHERS NON-CERTIFIED						
61,105.00	0.00	61,105.00	16,566.22	0.00	44,538.78	27.1%
520100 SOCIAL SECURITY						
291,941.00	5,049.00	296,990.00	87,460.49	0.00	209,529.51	29.4%
520400 STATE RETIREMENT						
380,516.00	6,491.00	387,007.00	121,573.71	0.00	265,433.29	31.4%
520600 LIFE INSURANCE						
3,155.00	0.00	3,155.00	1,155.73	0.00	1,999.27	36.6%
520700 MEDICAL INSURANCE						
736,901.00	0.00	736,901.00	276,283.73	0.00	460,617.27	37.5%
521200 EMPLOYER MEDICARE						
68,277.00	1,180.00	69,457.00	20,501.22	0.00	48,955.78	29.5%
521700 RETIREMENT-HYBRID STABILIZ						
25,928.00	799.00	26,727.00	8,708.02	0.00	18,018.98	32.6%
533600 MAINT/REPAIR SRVCS- EQUIP						
2,000.00	0.00	2,000.00	0.00	0.00	2,000.00	.0%

CLARKSVILLE-MONTGOMERY CO. SCHOOL SYSTEM



YTD BUDGET REPORT 12/31/2022 EXPENSES

REPORT FOR FUND 0000

ACCOUNTS FOR ALL GENERAL PURPOSE SCHOOLS
 ORIGINAL APPROPRIATIONS TRANSFERS/ADJUSTMENTS REVISED BUDGET YTD EXPENDED ENCUMBRANCES AVAILABLE BUDGET PERCENT

535500 TRAVEL	5,601.00	-1,500.00	4,101.00	640.34	0.00	3,460.66	15.6%
535600 TUITION	1,830.00	0.00	1,830.00	0.00	0.00	1,830.00	.0%
542500 GASOLINE	750.00	750.00	1,500.00	1,500.00	0.00	0.00	100.0%
542900 INSTRUCTIONAL SUPP & MATER	248,000.00	2,000.00	250,000.00	123,361.40	21,790.08	104,848.52	58.1%
544800 T&I CONSTRUCTION MATERIALS	415,000.00	-58,170.00	356,830.00	270,730.22	0.00	86,099.78	75.9%
544900 TEXTBOOKS - BOUND	4,200.00	0.00	4,200.00	0.00	0.00	4,200.00	.0%
550400 INDIRECT COST	603.00	0.00	603.00	0.00	0.00	603.00	.0%
573000 VOCATIONAL INSTRUCTION EQU	110,000.00	-43,762.00	66,238.00	15,235.05	25,391.88	25,611.07	61.3%
TOTAL VOCATIONAL EDUCATION PRO	7,003,425.00	-5,804.00	6,997,621.00	2,422,022.61	47,181.96	4,528,416.43	35.3%

MAINTENANCE

510500 SUPERVISOR/DIRECTOR	213,139.00	5,329.00	218,468.00	106,568.99	0.00	111,899.01	48.8%
511700 CAREER LADDER PROGRAM	5,000.00	0.00	5,000.00	2,333.30	0.00	2,666.70	46.7%
513400 PUPIL PERSONNEL	478,683.00	77,508.00	556,191.00	182,606.63	0.00	373,584.37	32.8%
516100 SECRETARY(S)	31,930.00	780.00	32,710.00	17,082.14	0.00	15,627.86	52.2%
516800 TEMPORARY PERSONNEL	0.00	1,200.00	1,200.00	0.00	0.00	1,200.00	.0%
520100 SOCIAL SECURITY	45,183.00	5,259.00	50,442.00	18,468.68	0.00	31,973.32	36.6%
520400 STATE RETIREMENT	62,966.00	7,258.00	70,224.00	26,547.40	0.00	43,676.60	37.8%
520600 LIFE INSURANCE	420.00	44.00	464.00	195.48	0.00	268.52	42.1%
520700 MEDICAL INSURANCE	88,965.00	0.00	88,965.00	42,189.47	0.00	46,775.53	47.4%
521200 EMPLOYER MEDICARE	10,568.00	1,232.00	11,800.00	4,319.29	0.00	7,480.71	36.6%

CLARKSVILLE-MONTGOMERY CO. SCHOOL SYSTEM



YTD BUDGET REPORT 12/31/2022 EXPENSES

REPORT 12/31/2022

ACCOUNTS FOR: 141 GENERAL PURPOSE SCHOOL
 ORIGINAL APPROPRIATION TRANSFERS/ADJUSTS REVISED BUDGET YTD EXPENDED ENCUMBRANCES AVAILABLE BUDGET EXPENDED

521700 RETIREMENT-HYBRID STABILIZ	463.00	12.00	475.00	207.89	0.00	267.11	43.8%
532000 DUES AND MEMBERSHIPS	360.00	0.00	360.00	104.88	0.00	255.12	29.1%
535500 TRAVEL	9,957.00	0.00	9,957.00	5,419.09	0.00	4,537.91	54.4%
543500 OFFICE SUPPLIES	7,500.00	0.00	7,500.00	2,007.30	2,676.86	2,815.84	62.5%
549900 OTHER SUPPLIES AND MATERIA	5,500.00	0.00	5,500.00	0.00	733.80	4,766.20	13.3%
552400 IN SERVICE/STAFF DEVELOPME	8,200.00	0.00	8,200.00	948.86	0.00	7,251.14	11.6%
TOTAL ATTENDANCE	968,834.00	98,622.00	1,067,456.00	408,999.40	3,410.66	655,045.94	38.6%

REPAIRS/SERVICES

510500 SUPERVISOR/DIRECTOR	48,846.00	-846.00	48,000.00	19,055.92	0.00	28,944.08	39.7%
513100 MEDICAL PERSONNEL	1,623,798.00	21,319.00	1,645,117.00	705,607.50	0.00	939,509.50	42.9%
516800 TEMPORARY PERSONNEL	164,037.00	0.00	164,037.00	19,438.94	0.00	144,598.06	11.9%
518700 OVERTIME PAY	200.00	0.00	200.00	318.63	0.00	-118.63	159.3%
520100 SOCIAL SECURITY	113,885.00	1,434.00	115,319.00	43,667.59	0.00	71,651.41	37.9%
520400 STATE RETIREMENT	171,878.00	-157.00	171,721.00	67,741.60	0.00	103,979.40	39.4%
520600 LIFE INSURANCE	1,542.00	0.00	1,542.00	590.97	0.00	951.03	38.3%
520700 MEDICAL INSURANCE	352,586.00	-866.00	351,720.00	158,207.40	0.00	193,512.60	45.0%
521200 EMPLOYER MEDICARE	26,636.00	366.00	27,002.00	10,212.60	0.00	16,789.40	37.8%
521700 RETIREMENT-HYBRID STABILIZ	11,246.00	852.00	12,098.00	6,043.15	0.00	6,054.85	50.0%
539900 OTHER CONTRACTED SERVICES	1,500.00	0.00	1,500.00	1,365.00	0.00	135.00	91.0%
549900 OTHER SUPPLIES AND MATERIA	33,795.00	5,000.00	38,795.00	7,737.07	10,025.22	21,032.71	45.8%

CLARKSVILLE-MONTGOMERY CO. SCHOOL SYSTEM



YTD BUDGET REPORT 12/31/2022 EXPENSES

REPORT FOR: 2022

ACCOUNTS FOR: 41 GENERAL PURPOSE SCHOOL

FOR ORIGINAL APPROPRIATION TRANSFERS/ADJUSTS REVISED BUDGET YTD EXPENDED ENCUMBRANCES AVAILABLE BUDGET % USED

559900 OTHER CHARGES							
4,743.00	-3,743.00	1,000.00	0.00	0.00	1,000.00	.0%	
573500 HEALTH EQUIPMENT							
36,943.00	26,244.00	63,187.00	1,298.00	0.00	61,889.00	2.1%	
TOTAL HEALTH SERVICES							
2,591,635.00	49,603.00	2,641,238.00	1,041,284.37	10,025.22	1,589,928.41	39.8%	

5260 OTHER STUDENT SUPPORT

511700 CAREER LADDER PROGRAM						
7,000.00	0.00	7,000.00	1,333.28	0.00	5,666.72	19.0%
512300 GUIDANCE PERSONNEL						
6,077,768.00	173,344.00	6,251,112.00	1,946,649.70	0.00	4,304,462.30	31.1%
512400 PSYCHOLOGICAL PERSONNEL						
213,418.00	5,290.00	218,708.00	99,310.33	0.00	119,397.67	45.4%
513000 SOCIAL WORKERS						
627,487.00	17,427.00	644,914.00	152,526.14	0.00	492,387.86	23.7%
514000 SALARY SUPPLEMENTS						
1,639,223.00	20,400.00	1,659,623.00	678,791.09	0.00	980,831.91	40.9%
516200 CLERICAL PERSONNEL						
550,210.00	14,893.00	565,103.00	268,769.78	0.00	296,333.22	47.6%
516300 EDUCATIONAL ASSISTANTS						
257,774.00	6,298.00	264,072.00	98,256.79	0.00	165,815.21	37.2%
518700 OVERTIME PAY						
1,292.00	0.00	1,292.00	0.00	0.00	1,292.00	.0%
518900 OTHER SALARIES & WAGES						
776,537.00	25,118.00	801,655.00	293,753.74	0.00	507,901.26	36.6%
520100 SOCIAL SECURITY						
629,344.00	16,300.00	645,644.00	206,587.13	0.00	439,056.87	32.0%
520400 STATE RETIREMENT						
867,248.00	21,997.00	889,245.00	284,385.93	0.00	604,859.07	32.0%
520600 LIFE INSURANCE						
7,294.00	0.00	7,294.00	2,325.01	0.00	4,968.99	31.9%
520700 MEDICAL INSURANCE						
1,492,304.00	0.00	1,492,304.00	586,399.55	0.00	905,904.45	39.3%
521200 EMPLOYER MEDICARE						
147,184.00	3,815.00	150,999.00	48,681.81	0.00	102,317.19	32.2%
521700 RETIREMENT-HYBRID STABILIZ						
48,323.00	1,608.00	49,931.00	20,737.66	0.00	29,193.34	41.5%
531600 CONTRIBUTIONS						
109,973.00	-6,598.00	103,375.00	0.00	0.00	103,375.00	.0%

CLARKSVILLE-MONTGOMERY CO. SCHOOL SYSTEM



YTD BUDGET REPORT 12/31/2022 EXPENSES

FOR FUND 100

ACCOUNTS FOR: 441 GENERAL PURPOSE SCHOOLS
 ORIGINAL APPROPRIATION TRANSFERS/ADJUSTMENTS REVISED BUDGET YTD EXPENDED ENCUMBRANCES AVAILABLE BUDGET % USED

532000 DUES AND MEMBERSHIPS	255.00	0.00	255.00	0.00	0.00	255.00	.0%
532200 EVALUATION AND TESTING	374,200.00	0.00	374,200.00	90,265.74	2,000.00	281,934.26	24.7%
539900 OTHER CONTRACTED SERVICES	136,488.00	0.00	136,488.00	41,877.00	76,050.00	18,561.00	86.4%
542900 INSTRUCTIONAL SUPP & MATER	1,200.00	0.00	1,200.00	0.00	0.00	1,200.00	.0%
543500 OFFICE SUPPLIES	2,500.00	0.00	2,500.00	501.07	0.00	1,998.93	20.0%
549900 OTHER SUPPLIES AND MATERIA	3,000.00	11,065.00	14,065.00	525.39	600.00	12,939.61	8.0%
552400 IN SERVICE/STAFF DEVELOPME	10,000.00	0.00	10,000.00	2,152.04	0.00	7,847.96	21.5%
559900 OTHER CHARGES	1,350.00	0.00	1,350.00	0.00	0.00	1,350.00	.0%
579000 OTHER EQUIPMENT	182,440.00	143,720.00	326,160.00	1,994.93	100,819.00	223,346.07	31.5%
TOTAL OTHER STUDENT SUPPORT	14,163,812.00	454,677.00	14,618,489.00	4,825,824.11	179,469.00	9,613,195.89	34.2%

22200 REGULAR INSTRUCTION SUPPORT

510500 SUPERVISOR/DIRECTOR	1,851,007.00	44,941.00	1,895,948.00	922,923.04	0.00	973,024.96	48.7%
511700 CAREER LADDER PROGRAM	27,500.00	0.00	27,500.00	10,999.58	0.00	16,500.42	40.0%
512900 LIBRARIANS	2,891,414.00	85,384.00	2,976,798.00	955,124.09	0.00	2,021,673.91	32.1%
513800 INSTRUCTIONAL COMPUTER PER	2,992,259.00	74,199.00	3,066,458.00	1,471,795.26	0.00	1,594,662.74	48.0%
514000 SALARY SUPPLEMENTS	1,028,875.00	0.00	1,028,875.00	299,382.00	0.00	729,493.00	29.1%
516100 SECRETARY(S)	133,769.00	3,339.00	137,108.00	66,833.76	0.00	70,274.24	48.7%
516200 CLERICAL PERSONNEL	70,861.00	28,759.00	99,620.00	47,955.84	0.00	51,664.16	48.1%
516300 EDUCATIONAL ASSISTANTS	1,090,409.00	29,484.00	1,119,893.00	493,416.05	0.00	626,476.95	44.1%
518700 OVERTIME PAY	500.00	0.00	500.00	253.21	0.00	246.79	50.6%

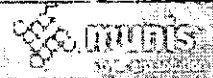
CLARKSVILLE-MONTGOMERY CO. SCHOOL SYSTEM



YTD BUDGET REPORT 12/31/2022 EXPENSES

ACCOUNTS FOR CLARK COUNTY GENERAL PURPOSE SCHOOLS	ORIGINAL APPROPRIATION	TRANSFERS/ADJUSTMENTS	REVISED BUDGET	YTD EXPENDED	ENCUMBRANCES	AVAIL. BUDGET	% USED
518900 OTHER SALARIES & WAGES 2,579,468.00	328,867.00		2,908,335.00	1,219,364.97	0.00	1,688,970.03	41.9%
519600 IN-SERVICE TRAINING 15,955.00	0.00		15,955.00	10,290.00	0.00	5,665.00	64.5%
520100 SOCIAL SECURITY 786,283.00	28,223.00		814,506.00	322,973.38	0.00	491,532.62	39.7%
520400 STATE RETIREMENT 1,162,240.00	47,917.00		1,210,157.00	510,479.93	0.00	699,677.07	42.2%
520600 LIFE INSURANCE 7,622.00	205.00		7,827.00	3,384.10	0.00	4,442.90	43.2%
520700 MEDICAL INSURANCE 1,788,125.00	31,374.00		1,819,499.00	859,987.36	0.00	959,511.64	47.3%
521200 EMPLOYER MEDICARE 183,891.00	7,065.00		190,956.00	76,328.11	0.00	114,627.89	40.0%
521700 RETIREMENT-HYBRID STABILIZ 33,467.00	1,321.00		34,788.00	17,154.71	0.00	17,633.29	49.3%
530700 COMMUNICATION 3,063.00	-1,660.00		1,403.00	1,402.62	0.00	0.38	100.0%
531600 CONTRIBUTIONS 420,000.00	-249,750.00		170,250.00	0.00	0.00	170,250.00	.0%
532000 DUES AND MEMBERSHIPS 4,870.00	0.00		4,870.00	850.00	0.00	4,020.00	17.5%
535500 TRAVEL 34,852.00	-700.00		34,152.00	18,156.93	0.00	15,995.07	53.2%
539900 OTHER CONTRACTED SERVICES 687,980.00	99,810.00		787,790.00	184,961.14	355,113.47	247,715.39	68.6%
542500 GASOLINE 1,000.00	0.00		1,000.00	0.00	0.00	1,000.00	.0%
543200 LIBRARY BOOKS/MEDIA 405,921.00	75,000.00		480,921.00	263,880.49	0.00	217,040.51	54.9%
543500 OFFICE SUPPLIES 15,000.00	0.00		15,000.00	6,502.13	161.57	8,336.30	44.4%
543700 PERIODICALS 39,925.00	0.00		39,925.00	28,586.87	0.00	11,338.13	71.6%
547100 SOFTWARE 0.00	319,781.00		319,781.00	197,000.00	0.00	122,781.00	61.6%
549900 OTHER SUPPLIES AND MATERIA 717,603.00	30,000.00		747,603.00	435,208.94	0.00	312,394.06	58.2%
552400 IN SERVICE/STAFF DEVELOPME 1,577,172.00	30,700.00		1,607,872.00	798,468.11	6,721.13	802,682.76	50.1%
559900 OTHER CHARGES 35,500.00	10,000.00		45,500.00	27,947.17	1,520.56	16,032.27	64.8%
579000 OTHER EQUIPMENT 238,191.00	164,811.00		403,002.00	271,538.95	30,408.00	101,055.05	74.9%
TOTAL REGULAR INSTRUCTION SUPP 20,824,722.00	1,189,070.00		22,013,792.00	9,523,148.74	393,924.73	12,096,718.53	45.0%

CLARKSVILLE-MONTGOMERY CO. SCHOOL SYSTEM



YTD BUDGET REPORT 12/31/2022 EXPENSES

FOR 2022

ACCOUNTS FOR GENERAL PURPOSE SCHOOLS
 ORIGINAL APPROP TRANSFER/ADJUSTS REVISED BUDGET YTD EXPENDED ENCUMBRANCES AVAILABLE BUDGET % USED

ALTERNATIVE INSTRUCT SUPPORT

516200 CLERICAL PERSONNEL							
25,281.00	1,001.00	26,282.00	17,775.60	0.00	8,506.40	67.6%	
520100 SOCIAL SECURITY							
1,567.00	63.00	1,630.00	1,098.94	0.00	531.06	67.4%	
520400 STATE RETIREMENT							
3,413.00	115.00	3,528.00	2,069.78	0.00	1,458.22	58.7%	
520600 LIFE INSURANCE							
32.00	0.00	32.00	21.06	0.00	10.94	65.8%	
521200 EMPLOYER MEDICARE							
367.00	15.00	382.00	257.01	0.00	124.99	67.3%	
521700 RETIREMENT-HYBRID STABILIZ							
0.00	5.00	5.00	80.38	0.00	-75.38	1607.6%	
TOTAL ALTERNATIVE INSTRUCT SUP							
30,660.00	1,199.00	31,859.00	21,302.77	0.00	10,556.23	66.9%	

SPECIAL EDUCATION SUPPORT

510500 SUPERVISOR/DIRECTOR						
119,377.00	2,990.00	122,367.00	59,689.02	0.00	62,677.98	48.8%
511700 CAREER LADDER PROGRAM						
4,000.00	0.00	4,000.00	0.00	0.00	4,000.00	.0%
512400 PSYCHOLOGICAL PERSONNEL						
1,159,535.00	28,639.00	1,188,174.00	537,605.97	0.00	650,568.03	45.2%
516100 SECRETARY(S)						
31,930.00	801.00	32,731.00	15,964.00	0.00	16,767.00	48.8%
516200 CLERICAL PERSONNEL						
59,428.00	1,539.00	60,967.00	28,968.09	0.00	31,998.91	47.5%
518900 OTHER SALARIES & WAGES						
1,541,853.00	40,562.00	1,582,415.00	679,213.57	0.00	903,201.43	42.9%
519600 IN-SERVICE TRAINING						
6,000.00	0.00	6,000.00	0.00	0.00	6,000.00	.0%
520100 SOCIAL SECURITY						
181,171.00	4,621.00	185,792.00	78,151.06	0.00	107,640.94	42.1%
520400 STATE RETIREMENT						
245,296.00	6,243.00	251,539.00	109,786.06	0.00	141,752.94	43.6%
520600 LIFE INSURANCE						
1,540.00	0.00	1,540.00	674.00	0.00	866.00	43.8%

CLARKSVILLE-MONTGOMERY CO. SCHOOL SYSTEM



YTD BUDGET REPORT 12/31/2022 EXPENSES

FOR 2022

ACCOUNTS FOR CLARKSVILLE GENERAL PURPOSE SCHOOLS
 ORIGINAL APPROPRIATION TRANSFERS/ADJUSTS REVISED BUDGET YTD EXPENDED ENCUMBRANCES AVAILABLE BUDGET % USED

520700 MEDICAL INSURANCE	450,961.00	0.00	450,961.00	201,442.79	0.00	249,518.21	44.7%
521200 EMPLOYER MEDICARE	42,370.00	1,081.00	43,451.00	18,277.27	0.00	25,173.73	42.1%
521700 RETIREMENT-HYBRID STABILIZ	14,500.00	419.00	14,919.00	6,818.60	0.00	8,100.40	45.7%
532000 DUES AND MEMBERSHIPS	1,800.00	0.00	1,800.00	220.00	0.00	1,580.00	12.2%
535500 TRAVEL	34,851.00	0.00	34,851.00	8,802.36	0.00	26,048.64	25.3%
539900 OTHER CONTRACTED SERVICES	168,054.00	0.00	168,054.00	2,860.00	0.00	165,194.00	1.7%
543500 OFFICE SUPPLIES	9,250.00	0.00	9,250.00	1,679.77	463.89	7,106.34	23.2%
549900 OTHER SUPPLIES AND MATERIA	286,051.00	0.00	286,051.00	24,409.02	5,414.15	256,227.83	10.4%
552400 IN SERVICE/STAFF DEVELOPME	18,000.00	0.00	18,000.00	2,650.00	179.00	15,171.00	15.7%
TOTAL SPECIAL EDUCATION SUPPOR	4,375,967.00	86,895.00	4,462,862.00	1,777,211.58	6,057.04	2,679,593.38	40.0%

VOCATIONAL EDUCATION SUPPORT

510500 SUPERVISOR/DIRECTOR	117,524.00	2,818.00	120,342.00	58,762.00	0.00	61,580.00	48.8%
516100 SECRETARY(S)	21,493.00	22,590.00	44,083.00	17,756.77	0.00	26,326.23	40.3%
520100 SOCIAL SECURITY	8,619.00	1,576.00	10,195.00	4,536.98	0.00	5,658.02	44.5%
520400 STATE RETIREMENT	13,115.00	3,272.00	16,387.00	6,936.61	0.00	9,450.39	42.3%
520600 LIFE INSURANCE	59.00	312.00	371.00	32.52	0.00	338.48	8.8%
520700 MEDICAL INSURANCE	0.00	15,251.00	15,251.00	6,862.77	0.00	8,388.23	45.0%
521200 EMPLOYER MEDICARE	2,016.00	369.00	2,385.00	1,061.06	0.00	1,323.94	44.5%
521700 RETIREMENT-HYBRID STABILIZ	0.00	6.00	6.00	65.41	0.00	-59.41	1090.2%
535500 TRAVEL	0.00	1,500.00	1,500.00	405.11	0.00	1,094.89	27.0%

CLARKSVILLE-MONTGOMERY CO. SCHOOL SYSTEM



YTD BUDGET REPORT 12/31/2022 EXPENSES

FOR 2023

ACCOUNTS FOR: GENERAL PURPOSE SCHOOL

ORIGINAL APPROPRIATION	TRANSFERS/ADJUSTMENTS	REVISED BUDGET	YTD EXPENDED	ENCUMBRANCES	AVAILABLE BUDGET	% USED	
543500 OFFICE SUPPLIES	600.00	600.00	40.84	0.00	559.16	6.8%	
552400 IN SERVICE/STAFF DEVELOPME	12,000.00	12,000.00	190.00	0.00	11,810.00	1.6%	
TOTAL VOCATIONAL EDUCATION SUP	175,426.00	47,694.00	223,120.00	96,650.07	0.00	126,469.93	43.3%

TECHNOLOGY

510500 SUPERVISOR/DIRECTOR	690,536.00	17,264.00	707,800.00	345,267.46	0.00	362,532.54	48.8%
512000 COMPUTER PROGRAMMER(S)	517,144.00	12,928.00	530,072.00	252,509.52	0.00	277,562.48	47.6%
514000 SALARY SUPPLEMENTS	10,000.00	0.00	10,000.00	0.00	0.00	10,000.00	.0%
516100 SECRETARY(S)	44,554.00	1,113.00	45,667.00	22,276.83	0.00	23,390.17	48.8%
516800 TEMPORARY PERSONNEL	55,000.00	0.00	55,000.00	0.00	0.00	55,000.00	.0%
518700 OVERTIME PAY	1,000.00	0.00	1,000.00	0.00	0.00	1,000.00	.0%
518900 OTHER SALARIES & WAGES	303,354.00	7,548.00	310,902.00	130,158.01	0.00	180,743.99	41.9%
520100 SOCIAL SECURITY	100,538.00	2,409.00	102,947.00	44,342.87	0.00	58,604.13	43.1%
520400 STATE RETIREMENT	193,270.00	4,685.00	197,955.00	91,647.65	0.00	106,307.35	46.3%
520600 LIFE INSURANCE	793.00	0.00	793.00	371.04	0.00	421.96	46.8%
520700 MEDICAL INSURANCE	181,493.00	0.00	181,493.00	83,632.09	0.00	97,860.91	46.1%
521200 EMPLOYER MEDICARE	23,513.00	564.00	24,077.00	10,565.53	0.00	13,511.47	43.9%
521700 RETIREMENT-HYBRID STABILIZ	4,444.00	137.00	4,581.00	2,347.07	0.00	2,233.93	51.2%
532000 DUES AND MEMBERSHIPS	1,415.00	0.00	1,415.00	1,150.00	0.00	265.00	81.3%
535000 INTERNET CONNECTIVITY	761,400.00	0.00	761,400.00	362,385.00	284,140.00	114,875.00	84.9%
535500 TRAVEL	58,065.00	0.00	58,065.00	20,914.70	0.00	37,150.30	36.0%

CLARKSVILLE-MONTGOMERY CO. SCHOOL SYSTEM



YTD BUDGET REPORT 12/31/2022 EXPENSES

FOR FISCAL YEAR 2022

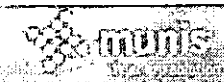
ACCOUNTS FOR: 41 GENERAL PURPOSE SCHOOLS

ACCOUNT	DESCRIPTION	ORIGINAL APPROP.	TRANSFERS/ADJUSTS	REVISED BUDGET	YTD EXPENDED	ENCUMBRANCES	AVAILABLE BUDGET	% USED
539900	OTHER CONTRACTED SERVICES	1,186,786.00	0.00	1,186,786.00	659,087.42	59,078.78	468,619.80	60.5%
541100	DATA PROCESSING SUPPLIES	499,243.00	0.00	499,243.00	179,483.65	177,379.69	142,379.66	71.5%
541800	EQUIPMENT AND MACHINERY PA	282,000.00	0.00	282,000.00	36,485.00	249,580.00	-4,065.00	101.4%
542200	FOOD SUPPLIES	2,556.00	0.00	2,556.00	1,688.94	0.00	867.06	66.1%
543500	OFFICE SUPPLIES	1,500.00	0.00	1,500.00	290.58	0.00	1,209.42	19.4%
547000	CABLING	250,000.00	0.00	250,000.00	28,654.00	63,600.22	157,745.78	36.9%
547100	SOFTWARE	1,720,078.00	0.00	1,720,078.00	74,535.04	72,487.24	1,573,055.72	8.5%
549900	OTHER SUPPLIES AND MATERIA	73,000.00	0.00	73,000.00	45,624.21	0.00	27,375.79	62.5%
552400	IN SERVICE/STAFF DEVELOPME	31,460.00	0.00	31,460.00	2,618.82	0.00	28,841.18	8.3%
570900	DATA PROCESSING EQUIPMENT	485,000.00	0.00	485,000.00	87,161.77	354,563.60	43,274.63	91.1%
579000	OTHER EQUIPMENT	40,000.00	0.00	40,000.00	1,280.00	0.00	38,720.00	3.2%
TOTAL TECHNOLOGY		7,518,142.00	46,648.00	7,564,790.00	2,484,477.20	1,260,829.53	3,819,483.27	49.5%

72260 ADULT EDUCATION & SUPPORT

510500	SUPERVISOR/DIRECTOR	92,069.00	2,302.00	94,371.00	46,033.98	0.00	48,337.02	48.8%
512300	GUIDANCE PERSONNEL	22,880.00	0.00	22,880.00	10,164.00	0.00	12,716.00	44.4%
518900	OTHER SALARIES & WAGES	71,218.00	2,085.00	73,303.00	23,746.00	0.00	49,557.00	32.4%
520100	SOCIAL SECURITY	11,543.00	272.00	11,815.00	4,883.13	0.00	6,931.87	41.3%
520400	STATE RETIREMENT	17,279.00	382.00	17,661.00	6,063.90	0.00	11,597.10	34.3%
520600	LIFE INSURANCE	87.00	0.00	87.00	38.88	0.00	48.12	44.7%
520700	MEDICAL INSURANCE	7,436.00	0.00	7,436.00	3,661.20	0.00	3,754.80	49.5%

CLARKSVILLE-MONTGOMERY CO. SCHOOL SYSTEM



YTD BUDGET REPORT 12/31/2022 EXPENSES

FORM 102306

ACCOUNTS FOR GENERAL PURPOSE SCHOOL

	ORIGINAL APPROPRIATION	TRANSFERS/ADJUSTS	REVISED BUDGET	YTD EXPENDED	ENCUMBRANCES	AVAILABLE BUDGET	EXPUSED %
521200 EMPLOYER MEDICARE	2,700.00		2,764.00	1,142.01	0.00	1,621.99	41.3%
TOTAL ADULT EDUCATION SUPPORT	225,212.00	5,105.00	230,317.00	95,753.10	0.00	134,563.90	41.6%

MEMBER BOARD OF EDUCATION

511800 SECRETARY TO BOARD	29,331.00	1,467.00	30,798.00	16,448.97	0.00	14,349.03	53.4%
519100 BOARD & COMMITTEE MEMB FEE	44,000.00	0.00	44,000.00	20,400.00	0.00	23,600.00	46.4%
520100 SOCIAL SECURITY	4,547.00	91.00	4,638.00	1,751.53	0.00	2,886.47	37.8%
520400 STATE RETIREMENT	7,784.00	198.00	7,982.00	1,979.64	0.00	6,002.36	24.8%
520600 LIFE INSURANCE	47.00	0.00	47.00	7.02	0.00	39.98	14.9%
520700 MEDICAL INSURANCE	3,718.00	0.00	3,718.00	1,656.54	0.00	2,061.46	44.6%
520900 DISABILITY INSURANCE	730,000.00	0.00	730,000.00	268,630.33	0.00	461,369.67	36.8%
521000 UNEMPLOYMENT COMPENSATION	70,000.00	0.00	70,000.00	13,683.03	0.00	56,316.97	19.5%
521200 EMPLOYER MEDICARE	1,063.00	22.00	1,085.00	526.87	0.00	558.13	48.6%
529900 OTHER FRINGE BENEFITS	692,498.00	0.00	692,498.00	228,507.09	0.00	463,990.91	33.0%
530500 AUDIT SERVICES	87,500.00	0.00	87,500.00	65,800.00	15,480.00	6,220.00	92.9%
532000 DUES AND MEMBERSHIPS	22,650.00	0.00	22,650.00	17,592.00	0.00	5,058.00	77.7%
533100 LEGAL SERVICES	266,000.00	0.00	266,000.00	67,308.28	0.00	198,691.72	25.3%
539900 OTHER CONTRACTED SERVICES	7,000.00	0.00	7,000.00	0.00	0.00	7,000.00	.0%
550600 LIABILITY INSURANCE	355,783.00	7,293.00	363,076.00	363,075.54	0.00	0.46	100.0%
550800 PREMIUMS ON CORP SURETY BO	4,146.00	-460.00	3,686.00	3,686.00	0.00	0.00	100.0%
551000 TRUSTEE'S COMMISSION	1,807,000.00	0.00	1,807,000.00	784,743.14	0.00	1,022,256.86	43.4%

CLARKSVILLE-MONTGOMERY CO. SCHOOL SYSTEM



YTD BUDGET REPORT 12/31/2022 EXPENSES

FORM 202201

ACCOUNTS FOR: 49 GENERAL PURPOSES SCHOOL
 ORIGINAL APPROPRIATION TRANSFERS/ADJUSTMENTS REVISED BUDGET SAID EXPENDED ENCUMBRANCES AVAILABLE BUDGET WAIVED

551300 WORKER'S COMP INSURANCE							
250,000.00	0.00	250,000.00	162,018.40	0.00	87,981.60	64.8%	
551500 LIABILITY CLAIMS							
250,000.00	0.00	250,000.00	151,148.55	0.00	98,851.45	60.5%	
551600 OTHER SELF-INSURED CLAIMS							
100,000.00	0.00	100,000.00	42,853.03	0.00	57,146.97	42.9%	
552400 IN SERVICE/STAFF DEVELOPME							
19,500.00	0.00	19,500.00	9,671.84	0.00	9,828.16	49.6%	
553300 CRIMINAL INVEST OF APPLIC-							
132,575.00	0.00	132,575.00	55,867.15	39,661.55	37,046.30	72.1%	
559900 OTHER CHARGES							
175,500.00	0.00	175,500.00	4,035.55	0.00	171,464.45	2.3%	
TOTAL BOARD OF EDUCATION							
5,060,642.00	8,611.00	5,069,253.00	2,281,390.50	55,141.55	2,732,720.95	46.1%	

12/20 DIRECTOR OF SCHOOLS

510100 DIRECTOR OF SCHOOLS						
302,333.00	5,625.00	307,958.00	116,452.31	0.00	191,505.69	37.8%
510300 ASSISTANT						
142,479.00	3,438.00	145,917.00	71,239.49	0.00	74,677.51	48.8%
511700 CAREER LADDER PROGRAM						
1,000.00	0.00	1,000.00	0.00	0.00	1,000.00	.0%
513700 EDUCATION MEDIA PERSONNEL						
142,373.00	3,523.00	145,896.00	70,351.04	0.00	75,544.96	48.2%
516100 SECRETARY(S)						
86,870.00	2,902.00	89,772.00	43,430.46	0.00	46,341.54	48.4%
516200 CLERICAL PERSONNEL						
190,205.00	4,754.00	194,959.00	93,987.42	0.00	100,971.58	48.2%
516800 TEMPORARY PERSONNEL						
3,000.00	0.00	3,000.00	0.00	0.00	3,000.00	.0%
518700 OVERTIME PAY						
200.00	0.00	200.00	483.58	0.00	-283.58	241.6%
518900 OTHER SALARIES & WAGES						
618,995.00	15,165.00	634,160.00	309,496.00	0.00	324,664.00	48.8%
520100 SOCIAL SECURITY						
92,222.00	2,195.00	94,417.00	41,464.19	0.00	52,952.81	43.9%
520400 STATE RETIREMENT						
180,506.00	3,503.00	184,009.00	68,346.66	0.00	115,662.34	37.1%
520600 LIFE INSURANCE						
598.00	0.00	598.00	280.66	0.00	317.34	46.9%

CLARKSVILLE-MONTGOMERY CO. SCHOOL SYSTEM



YTD BUDGET REPORT 12/31/2022 EXPENSES

FOR 10/21/2022

ACCOUNTS FOR: 140 GENERAL PURPOSE SCHOOLS

ORIGINAL APPROPRIATION	TRANSFERS/ADJUSTMENTS	REVISED BUDGET	YTD EXPENDED	ENCUMBRANCES	AVAILABLE BUDGET	USED
520700 MEDICAL INSURANCE						
200,970.00	0.00	200,970.00	78,806.98	0.00	122,163.02	39.2%
521200 EMPLOYER MEDICARE						
21,571.00	515.00	22,086.00	9,853.06	0.00	12,232.94	44.6%
521700 RETIREMENT-HYBRID STABILIZ						
7,468.00	166.00	7,636.00	3,456.36	0.00	4,179.64	45.3%
530200 ADVERTISING						
500.00	0.00	500.00	0.00	0.00	500.00	.0%
532000 DUES AND MEMBERSHIPS						
17,362.00	1,585.00	18,947.00	15,960.09	0.00	2,986.91	84.2%
534800 POSTAL CHARGES						
50,000.00	0.00	50,000.00	3,145.49	0.00	46,854.51	6.3%
535500 TRAVEL						
5,600.00	0.00	5,600.00	1,721.38	0.00	3,878.62	30.7%
539900 OTHER CONTRACTED SERVICES						
80,300.00	2,000.00	82,300.00	42,012.16	39,520.28	767.56	99.1%
541400 DUPLICATING SUPPLIES						
45,000.00	0.00	45,000.00	7,715.72	1,747.54	35,536.74	21.0%
542200 FOOD SUPPLIES						
3,060.00	0.00	3,060.00	3,000.00	0.00	60.00	98.0%
543500 OFFICE SUPPLIES						
8,375.00	0.00	8,375.00	2,389.40	719.78	5,265.82	37.1%
543700 PERIODICALS						
516.00	0.00	516.00	89.93	0.00	426.07	17.4%
549900 OTHER SUPPLIES AND MATERIA						
8,200.00	0.00	8,200.00	1,458.48	157.60	6,583.92	19.7%
552400 IN SERVICE/STAFF DEVELOPME						
49,232.00	5,450.00	54,682.00	11,237.95	0.00	43,444.05	20.6%
570100 ADMINISTRATIVE EQUIPMENT						
1,500.00	0.00	1,500.00	379.98	0.00	1,120.02	25.3%
579000 OTHER EQUIPMENT						
26,000.00	6,500.00	32,500.00	7,070.59	60.75	25,368.66	21.9%
TOTAL DIRECTOR OF SCHOOLS						
2,266,435.00	57,323.00	2,343,758.00	1,003,829.38	42,205.95	1,297,722.67	44.6%

72410 OFFICES OF THE PRINCIPAL

510400 PRINCIPALS						
4,822,460.00	113,583.00	4,936,043.00	2,353,704.96	0.00	2,582,338.04	47.7%
511700 CAREER LADDER PROGRAM						
16,000.00	0.00	16,000.00	4,583.15	0.00	11,416.85	28.6%

CLARKSVILLE-MONTGOMERY CO. SCHOOL SYSTEM



YTD BUDGET REPORT 12/31/2022 EXPENSES

REPORT FOR FUND 001

ACCOUNTS FOR GENERAL PURPOSE SCHOOLS
 ORIGINAL APPROPRIATION TRANSFER/ADJUSTS REVISED BUDGET YTD EXPENDED PER PERCENTAGES AVAILABLE BUDGET CRUSED

511900 ACCOUNTANTS/BOOKKEEPERS	2,210,595.00	58,118.00	2,268,713.00	1,023,049.97	0.00	1,245,663.03	45.1%
513900 ASSISTANT PRINCIPALS	7,163,678.00	339,402.00	7,503,080.00	3,489,267.20	0.00	4,013,812.80	46.5%
516200 CLERICAL PERSONNEL	3,310,116.00	85,075.00	3,395,191.00	1,528,077.00	0.00	1,867,114.00	45.0%
518700 OVERTIME PAY	2,000.00	5,000.00	7,000.00	6,228.31	0.00	771.69	89.0%
520100 SOCIAL SECURITY	1,086,542.00	37,275.00	1,123,817.00	496,357.84	0.00	627,459.16	44.2%
520400 STATE RETIREMENT	1,700,422.00	56,166.00	1,756,588.00	797,769.93	0.00	958,818.07	45.4%
520600 LIFE INSURANCE	10,801.00	82.00	10,883.00	4,909.19	0.00	5,973.81	45.1%
520700 MEDICAL INSURANCE	3,271,742.00	26,110.00	3,297,852.00	1,540,571.35	0.00	1,757,280.65	46.7%
521200 EMPLOYER MEDICARE	254,112.00	8,719.00	262,831.00	116,230.71	0.00	146,600.29	44.2%
521700 RETIREMENT-HYBRID STABILIZ	28,871.00	1,126.00	29,997.00	19,748.18	0.00	10,248.82	65.8%
532000 DUES AND MEMBERSHIPS	9,750.00	0.00	9,750.00	4,170.00	0.00	5,580.00	42.8%
539900 OTHER CONTRACTED SERVICES	34,206.00	0.00	34,206.00	32,717.00	0.00	1,489.00	95.6%
552400 IN SERVICE/STAFF DEVELOPME	42,000.00	0.00	42,000.00	41,000.00	0.00	1,000.00	97.6%
570100 ADMINISTRATIVE EQUIPMENT	36,000.00	0.00	36,000.00	0.00	0.00	36,000.00	.0%
TOTAL OFFICE OF THE PRINCIPAL	23,999,295.00	730,656.00	24,729,951.00	11,458,384.79	0.00	13,271,566.21	46.3%

NON-TEACHING SERVICES

510500 SUPERVISOR/DIRECTOR	546,719.00	13,583.00	560,302.00	271,649.03	0.00	288,652.97	48.5%
511900 ACCOUNTANTS/BOOKKEEPERS	1,333,857.00	34,303.00	1,368,160.00	634,845.27	0.00	733,314.73	46.4%
516800 TEMPORARY PERSONNEL	3,000.00	2,810.00	5,810.00	1,349.00	0.00	4,461.00	23.2%
518700 OVERTIME PAY	5,000.00	0.00	5,000.00	1,646.37	0.00	3,353.63	32.9%

CLARKSVILLE-MONTGOMERY CO. SCHOOL SYSTEM



YTD BUDGET REPORT 12/31/2022 EXPENSES

ACCOUNTS FOR	GENERAL PURPOSE SCHOOL	ORIGINAL APPROPRIATION	TRANSFERS/ADJUSTMENTS	REVISED BUDGET	YTD EXPENDED	ENCUMBRANCES	AVAILABLE BUDGET	USAGE
518900 OTHER SALARIES & WAGES	350,842.00	8,685.00	359,527.00	173,709.10	0.00	185,817.90	48.3%	
520100 SOCIAL SECURITY	138,844.00	3,684.00	142,528.00	63,963.27	0.00	78,564.73	44.9%	
520400 STATE RETIREMENT	248,582.00	6,386.00	254,968.00	122,745.47	0.00	132,222.53	48.1%	
520600 LIFE INSURANCE	1,169.00	0.00	1,169.00	510.06	0.00	658.94	43.6%	
520700 MEDICAL INSURANCE	337,646.00	0.00	337,646.00	168,110.93	0.00	169,535.07	49.8%	
521200 EMPLOYER MEDICARE	32,472.00	863.00	33,335.00	14,981.44	0.00	18,353.56	44.9%	
521700 RETIREMENT-HYBRID STABILIZ	13,100.00	307.00	13,407.00	5,677.94	0.00	7,729.06	42.4%	
530200 ADVERTISING	350.00	0.00	350.00	0.00	229.36	120.64	65.5%	
530600 BANK CHARGES	30,000.00	0.00	30,000.00	13,122.79	0.00	16,877.21	43.7%	
532000 DUES AND MEMBERSHIPS	1,835.00	0.00	1,835.00	590.00	0.00	1,245.00	32.2%	
532900 LAUNDRY SERVICE	550.00	0.00	550.00	154.15	245.85	150.00	72.7%	
533600 MAINT/REPAIR SRVCS- EQUIP	985.00	0.00	985.00	0.00	0.00	985.00	.0%	
535500 TRAVEL	2,987.00	150.00	3,137.00	1,019.15	0.00	2,117.85	32.5%	
539900 OTHER CONTRACTED SERVICES	104,000.00	11,900.00	115,900.00	9,215.78	8,000.00	98,684.22	14.9%	
542200 FOOD SUPPLIES	185.00	0.00	185.00	0.00	0.00	185.00	.0%	
543500 OFFICE SUPPLIES	23,500.00	0.00	23,500.00	10,471.68	3,579.54	9,448.78	59.8%	
552400 IN SERVICE/STAFF DEVELOPME	49,969.00	0.00	49,969.00	9,859.73	0.00	40,109.27	19.7%	
570100 ADMINISTRATIVE EQUIPMENT	11,760.00	0.00	11,760.00	1,239.98	0.00	10,520.02	10.5%	
579000 OTHER EQUIPMENT	500.00	0.00	500.00	0.00	0.00	500.00	.0%	
TOTAL FISCAL SERVICES	3,237,852.00	82,671.00	3,320,523.00	1,504,861.14	12,054.75	1,803,607.11	45.7%	

72520 HUMAN RESOURCES

CLARKSVILLE-MONTGOMERY CO. SCHOOL SYSTEM



YTD BUDGET REPORT 12/31/2022 EXPENSES

ACCOUNTS FOR GENERAL PURPOSE SCHOOL	ORIGINAL APPROP.	TRANSFERS/ADJUSTS	REVISED BUDGET	YTD EXPENDED	ENCUMBRANCES	AVAILABLE BUDGET	PAUSED
510500 SUPERVISOR/DIRECTOR	606,265.00	15,033.00	621,298.00	303,132.45	0.00	318,165.55	48.8%
516100 SECRETARY(S)	809,840.00	20,655.00	830,495.00	403,548.92	0.00	426,946.08	48.6%
518700 OVERTIME PAY	6,000.00	1,000.00	7,000.00	6,761.61	0.00	238.39	96.6%
518900 OTHER SALARIES & WAGES	90,000.00	0.00	90,000.00	0.00	0.00	90,000.00	.0%
519900 OTHER PER DIEM & FEES	652,000.00	15,000.00	667,000.00	213,429.30	0.00	453,570.70	32.0%
520100 SOCIAL SECURITY	134,174.00	3,206.00	137,380.00	54,042.34	0.00	83,337.66	39.3%
520400 STATE RETIREMENT	237,251.00	5,642.00	242,893.00	100,693.21	0.00	142,199.79	41.5%
520600 LIFE INSURANCE	732.00	0.00	732.00	340.83	0.00	391.17	46.6%
520700 MEDICAL INSURANCE	269,845.00	0.00	269,845.00	124,017.62	0.00	145,827.38	46.0%
521200 EMPLOYER MEDICARE	31,380.00	752.00	32,132.00	12,886.49	0.00	19,245.51	40.1%
521700 RETIREMENT-HYBRID STABILIZ.	7,670.00	117.00	7,787.00	3,657.99	0.00	4,129.01	47.0%
530200 ADVERTISING	3,500.00	0.00	3,500.00	1,818.60	0.00	1,681.40	52.0%
532000 DUES AND MEMBERSHIPS	2,730.00	325.00	3,055.00	1,187.00	0.00	1,868.00	38.9%
535500 TRAVEL	30,620.00	0.00	30,620.00	6,179.12	0.00	24,440.88	20.2%
539900 OTHER CONTRACTED SERVICES	261,500.00	26,315.00	287,815.00	200,617.00	0.00	87,198.00	69.7%
542200 FOOD SUPPLIES	200.00	0.00	200.00	0.00	0.00	200.00	.0%
543500 OFFICE SUPPLIES	12,000.00	0.00	12,000.00	2,589.28	1,338.18	8,072.54	32.7%
549900 OTHER SUPPLIES AND MATERIA	28,300.00	0.00	28,300.00	12,540.81	4,349.31	11,409.88	59.7%
552400 IN SERVICE/STAFF DEVELOPME	29,650.00	0.00	29,650.00	6,173.28	0.00	23,476.72	20.8%
570100 ADMINISTRATIVE EQUIPMENT	1,200.00	1,700.00	2,900.00	259.45	0.00	2,640.55	8.9%
579000 OTHER EQUIPMENT	180,000.00	0.00	180,000.00	1,968.99	0.00	178,031.01	1.1%
TOTAL HUMAN RESOURCES	3,394,857.00	89,745.00	3,484,602.00	1,455,844.29	5,687.49	2,023,070.22	41.9%

CLARKSVILLE-MONTGOMERY CO. SCHOOL SYSTEM



YTD BUDGET REPORT 12/31/2022 EXPENSES

FOR 2022 FUND: 1000 GENERAL PURPOSE SCHOOL
 ACCOUNTS FOR: ORIGINAL APPROP. TRANSFERS/ADJUSTS. REVISED BUDGET YTD EXPENDED ENCUMBRANCES AVAILABLE BUDGET PAID

PERSON OPERATIONS DEPT

510500 SUPERVISOR/DIRECTOR							
410,779.00	9,689.00	420,468.00	175,268.18	0.00	245,199.82	41.7%	
514000 SALARY SUPPLEMENTS							
36,750.00	0.00	36,750.00	12,749.14	0.00	24,000.86	34.7%	
514100 FOREMEN							
131,921.00	3,303.00	135,224.00	65,958.91	0.00	69,265.09	48.8%	
516100 SECRETARY(S)							
41,181.00	1,009.00	42,190.00	25,421.53	0.00	16,768.47	60.3%	
516600 CUSTODIAL PERSONNEL							
6,446,362.00	175,423.00	6,621,785.00	2,860,398.06	0.00	3,761,386.94	43.2%	
516800 TEMPORARY PERSONNEL							
22,800.00	0.00	22,800.00	2,079.15	0.00	20,720.85	9.1%	
518700 OVERTIME PAY							
30,000.00	35,000.00	65,000.00	37,389.33	0.00	27,610.67	57.5%	
518900 OTHER SALARIES & WAGES							
346,910.00	-44,956.00	301,954.00	132,500.93	0.00	169,453.07	43.9%	
520100 SOCIAL SECURITY							
462,938.00	11,128.00	474,066.00	194,671.68	0.00	279,394.32	41.1%	
520400 STATE RETIREMENT							
840,539.00	17,512.00	858,051.00	342,953.46	0.00	515,097.54	40.0%	
520600 LIFE INSURANCE							
7,066.00	0.00	7,066.00	2,518.55	0.00	4,547.45	35.6%	
520700 MEDICAL INSURANCE							
1,754,465.00	0.00	1,754,465.00	671,782.16	0.00	1,082,682.84	38.3%	
521200 EMPLOYER MEDICARE							
108,267.00	2,604.00	110,871.00	45,585.72	0.00	65,285.28	41.1%	
521700 RETIREMENT-HYBRID STABILIZ							
40,384.00	1,638.00	42,022.00	23,542.59	0.00	18,479.41	56.0%	
532000 DUES AND MEMBERSHIPS							
150.00	0.00	150.00	0.00	0.00	150.00	.0%	
532200 EVALUATION AND TESTING							
15,000.00	0.00	15,000.00	4,359.00	4,526.50	6,114.50	59.2%	
532900 LAUNDRY SERVICE							
66,750.00	0.00	66,750.00	25,345.94	41,404.06	0.00	100.0%	
533300 LICENSES							
12,000.00	0.00	12,000.00	1,693.83	0.00	10,306.17	14.1%	
535900 GARBAGE DISPOSAL FEES							
90,000.00	0.00	90,000.00	40,599.23	49,400.77	0.00	100.0%	
539900 OTHER CONTRACTED SERVICES							
566,500.00	0.00	566,500.00	98,775.10	43,071.17	424,653.73	25.0%	

CLARKSVILLE-MONTGOMERY CO. SCHOOL SYSTEM



YTD BUDGET REPORT 12/31/2022 EXPENSES

ACCOUNTS FOR GENERAL PURPOSE SCHOOL	ORIGINAL APPROPRIATIONS	TRANSFERS/ADJUSTS	REVISED BUDGET	YTD EXPENDED	ENCUMBRANCES	AVAILABLE BUDGET	% USED
541000 CUSTODIAL SUPPLIES	713,573.00	0.00	713,573.00	250,750.51	27,740.55	435,081.94	39.0%
541500 ELECTRICITY	5,665,000.00	300,000.00	5,965,000.00	3,074,974.03	0.00	2,890,025.97	51.6%
542000 FERTILIZER, LIME, AND SEED	76,260.00	0.00	76,260.00	70,000.00	0.00	6,260.00	91.8%
542200 FOOD SUPPLIES	898.00	0.00	898.00	0.00	0.00	898.00	.0%
542300 FUEL OIL	10,000.00	0.00	10,000.00	1,972.60	8,027.40	0.00	100.0%
542500 GASOLINE	12,000.00	0.00	12,000.00	10,925.88	0.00	1,074.12	91.0%
543400 NATURAL GAS	625,000.00	0.00	625,000.00	37,592.80	0.00	587,407.20	6.0%
543500 OFFICE SUPPLIES	5,500.00	0.00	5,500.00	451.27	0.00	5,048.73	8.2%
545000 TIRES AND TUBES	1,800.00	0.00	1,800.00	0.00	0.00	1,800.00	.0%
545300 VEHICLE PARTS	2,500.00	0.00	2,500.00	0.00	0.00	2,500.00	.0%
545400 WATER AND SEWER	820,000.00	0.00	820,000.00	418,670.80	0.00	401,329.20	51.1%
545600 GRAVEL AND CHERT	40,250.00	0.00	40,250.00	2,319.00	9,276.00	28,655.00	28.8%
549900 OTHER SUPPLIES AND MATERIA	104,300.00	0.00	104,300.00	722.36	0.00	103,577.64	.7%
550200 BUILDING AND CONTENTS INSU	880,281.00	-87,911.00	792,370.00	792,370.00	0.00	0.00	100.0%
552400 IN SERVICE/STAFF DEVELOPME	5,000.00	0.00	5,000.00	641.25	0.00	4,358.75	12.8%
571100 FURNITURE AND FIXTURES	600,000.00	-0.00	600,000.00	187,952.57	51,743.96	360,303.47	39.9%
572000 PLANT OPERATION EQUIPMENT	172,000.00	0.00	172,000.00	16,097.70	0.00	155,902.30	9.4%
579000 OTHER EQUIPMENT	50,000.00	0.00	50,000.00	0.00	0.00	50,000.00	.0%
TOTAL OPERATION OF PLANT	21,215,124.00	424,439.00	21,639,563.00	9,629,033.26	235,190.41	11,775,339.33	45.6%

PLANT MAINTENANCE OF PLANT

CLARKSVILLE-MONTGOMERY CO. SCHOOL SYSTEM



YTD BUDGET REPORT 12/31/2022 EXPENSES

ACCOUNTS FOR GENERAL PURPOSE SCHOOLS	ORIGINAL APPROP.	TRANSFERS/ADJUSTS.	REVISED BUDGET	YTD EXPENDED	ENCUMBRANCES	AVAILABLE BUDGET	PERCENT
510500 SUPERVISOR/DIRECTOR							
97,485.00			99,922.00	48,742.02	0.00	51,179.98	48.8%
514100 FOREMEN							
85,247.00	2,131.00		87,378.00	42,623.50	0.00	44,754.50	48.8%
516100 SECRETARY(S)							
98,464.00	2,465.00		100,929.00	49,233.61	0.00	51,695.39	48.8%
516700 MAINTENANCE PERSONNEL							
3,048,034.00	126,357.00		3,174,391.00	1,461,616.42	0.00	1,712,774.58	46.0%
516800 TEMPORARY PERSONNEL							
23,223.00	0.00		23,223.00	0.00	0.00	23,223.00	.0%
518700 OVERTIME PAY							
4,000.00	0.00		4,000.00	0.00	0.00	4,000.00	.0%
520100 SOCIAL SECURITY							
208,100.00	8,271.00		216,371.00	94,278.16	0.00	122,092.84	43.6%
520400 STATE RETIREMENT							
397,758.00	14,193.00		411,951.00	191,643.53	0.00	220,307.47	46.5%
520600 LIFE INSURANCE							
2,177.00	0.00		2,177.00	916.33	0.00	1,260.67	42.1%
520700 MEDICAL INSURANCE							
817,987.00	0.00		817,987.00	340,612.72	0.00	477,374.28	41.6%
521200 EMPLOYER MEDICARE							
48,669.00	1,935.00		50,604.00	22,048.90	0.00	28,555.10	43.6%
521700 RETIREMENT-HYBRID STABILIZ							
12,730.00	344.00		13,074.00	5,878.69	0.00	7,195.31	45.0%
530700 COMMUNICATION							
586,837.00	0.00		586,837.00	198,475.36	100,000.00	288,361.64	50.9%
532000 DUES AND MEMBERSHIPS							
500.00	0.00		500.00	50.00	0.00	450.00	10.0%
532900 LAUNDRY SERVICE							
19,000.00	0.00		19,000.00	6,925.80	12,074.17	0.03	100.0%
533500 REPAIR SERVICES-BUILDINGS							
100,000.00	0.00		100,000.00	59,433.80	40,566.20	0.00	100.0%
533600 MAINT/REPAIR SRVCS- EQUIP							
294,500.00	0.00		294,500.00	111,033.08	157,820.73	25,646.19	91.3%
533800 MAINT/REPAIR SRVCS- VEHICL							
10,000.00	0.00		10,000.00	0.00	0.00	10,000.00	.0%
535100 RENTALS							
7,000.00	0.00		7,000.00	5,016.00	696.99	1,287.01	81.6%
539900 OTHER CONTRACTED SERVICES							
2,109,060.00	0.00		2,109,060.00	149,264.05	285,572.71	1,674,223.24	20.6%
542200 FOOD SUPPLIES							
315.00	0.00		315.00	0.00	0.00	315.00	.0%
542500 GASOLINE							
175,000.00	0.00		175,000.00	112,685.32	0.00	62,314.68	64.4%

CLARKSVILLE-MONTGOMERY CO. SCHOOL SYSTEM



YTD BUDGET REPORT 12/31/2022 EXPENSES

REPORT FOR 2022 F06

ACCOUNTS FOR: 14 GENERAL PURPOSE SCHOOL
 ORIGINAL APPROPRIATION TRANSFERS/ADJUSTMENTS REVISED BUDGET YTD EXPENDED ENCUMBRANCES AVAILABLE BUDGET % USED

543300 LUBRICANTS	3,500.00	0.00	3,500.00	0.00	0.00	3,500.00	.0%
543500 OFFICE SUPPLIES	3,000.00	0.00	3,000.00	832.39	0.00	2,167.61	27.7%
545000 TIRES AND TUBES	18,000.00	0.00	18,000.00	0.00	0.00	18,000.00	.0%
545300 VEHICLE PARTS	60,000.00	0.00	60,000.00	0.00	0.00	60,000.00	.0%
546800 CHEMICALS	50,000.00	0.00	50,000.00	45,765.10	0.00	4,234.90	91.5%
549900 OTHER SUPPLIES AND MATERIA	1,335,772.00	0.00	1,335,772.00	531,690.73	84,863.52	719,217.75	46.2%
551100 VEHICLE AND EQUIP INSURANC	79,822.00	2,666.00	82,488.00	82,487.41	0.00	0.59	100.0%
552400 IN SERVICE/STAFF DEVELOPME	10,000.00	0.00	10,000.00	95.00	0.00	9,905.00	1.0%
570800 COMMUNICATION EQUIPMENT	3,000.00	0.00	3,000.00	1,764.14	0.00	1,235.86	58.8%
571700 MAINTENANCE EQUIPMENT	152,000.00	0.00	152,000.00	98,007.95	7,823.80	46,168.25	69.6%
TOTAL MAINTENANCE OF PLANT	9,861,180.00	160,799.00	10,021,979.00	3,661,120.01	689,418.12	5,671,440.87	43.4%

TEACHERS/EDUCATIONAL ASSISTANTS

511600 TEACHERS	1,115,995.00	31,607.00	1,147,602.00	356,124.63	0.00	791,477.37	31.0%
516300 EDUCATIONAL ASSISTANTS	442,716.00	11,577.00	454,293.00	190,880.29	0.00	263,412.71	42.0%
516800 TEMPORARY PERSONNEL	0.00	0.00	0.00	8,167.73	0.00	-8,167.73	100.0%
518700 OVERTIME PAY	200.00	0.00	200.00	0.00	0.00	200.00	.0%
518900 OTHER SALARIES & WAGES	302,066.00	8,565.00	310,631.00	129,371.63	0.00	181,259.37	41.6%
519500 SUBSTITUTE TEACHERS CERTIF	25,649.00	0.00	25,649.00	845.66	0.00	24,803.34	3.3%
519800 SUB TEACHERS NON-CERTIFIED	29,456.00	0.00	29,456.00	3,590.92	0.00	25,865.08	12.2%
520100 SOCIAL SECURITY	118,798.00	3,213.00	122,011.00	40,372.85	0.00	81,638.15	33.1%

CLARKSVILLE-MONTGOMERY CO. SCHOOL SYSTEM



YTD BUDGET REPORT 12/31/2022 EXPENSES

GEORGIA 2022

ACCOUNTS FOR ALL GENERAL PURPOSE SCHOOLS
 ORIGINAL APPROPRIATIONS TRANSFERS/ADJUSTS REVISED BUDGET YTD EXPENDED ENCUMBRANCES AVAILABLE BUDGET % USED

520400 STATE RETIREMENT							
172,862.00	4,579.00	177,441.00	60,781.72	0.00	116,659.28	34.3%	
520600 LIFE INSURANCE							
1,700.00	0.00	1,700.00	636.72	0.00	1,063.28	37.5%	
520700 MEDICAL INSURANCE							
448,515.00	0.00	448,515.00	164,516.40	0.00	283,998.60	36.7%	
521200 EMPLOYER MEDICARE							
27,784.00	751.00	28,535.00	9,458.28	0.00	19,076.72	33.1%	
521700 RETIREMENT-HYBRID STABILIZ							
7,182.00	270.00	7,452.00	3,365.61	0.00	4,086.39	45.2%	
535500 TRAVEL							
1,245.00	0.00	1,245.00	832.28	0.00	412.72	66.8%	
539900 OTHER CONTRACTED SERVICES							
1,500.00	0.00	1,500.00	1,020.00	0.00	480.00	68.0%	
542900 INSTRUCTIONAL SUPP & MATER							
22,500.00	0.00	22,500.00	188.50	0.00	22,311.50	.8%	
552400 IN SERVICE/STAFF DEVELOPME							
6,000.00	0.00	6,000.00	1,325.00	0.00	4,675.00	22.1%	
572200 REGULAR INSTRUCTION EQUIPM							
12,500.00	0.00	12,500.00	0.00	0.00	12,500.00	.0%	
TOTAL EARLY CHILDHOOD EDUCATIO							
2,736,668.00	60,562.00	2,797,230.00	971,478.22	0.00	1,825,751.78	34.7%	

8210 PRINCIPAL ON NOTES

561000 PRINCIPAL ON LEASE						
6,175,498.00	0.00	6,175,498.00	1,160,000.00	0.00	5,015,498.00	18.8%
TOTAL PRINCIPAL ON NOTES						
6,175,498.00	0.00	6,175,498.00	1,160,000.00	0.00	5,015,498.00	18.8%

5610 INTEREST ON NOTES

561100 INTEREST ON LEASE						
104,103.00	0.00	104,103.00	0.00	0.00	104,103.00	.0%
TOTAL INTEREST ON NOTES						
104,103.00	0.00	104,103.00	0.00	0.00	104,103.00	.0%

99100 TRANSFERS OUT

CLARKSVILLE-MONTGOMERY CO. SCHOOL SYSTEM



YTD BUDGET REPORT 12/31/2022 EXPENSES

ACCOUNTS FOR GENERAL PURPOSE SCHOOL	REVIS	REVISED BUDGET	YTD EXPENDED	ENCUMBRANCES	AVAILABLE BUDGET	USED
562000 DEBT SRVC CONTRIB TO PRIM 196,324.00	0.00	196,324.00	0.00	0.00	196,324.00	.0%
TOTAL TRANSFERS OUT 196,324.00	0.00	196,324.00	0.00	0.00	196,324.00	.0%
TOTAL GENERAL PURPOSE SCHOOL 346,443,699.00	11,372,584.00	357,816,283.00	126,028,939.69	7,346,932.90	224,440,410.41	37.3%

**Federal Projects Fund
Balance Sheet
For the Period Ending
December 31, 2022**

Assets:		
Cash on Deposit w/Trustee	6,470,164.67	
Accounts Receivable	0.00	
Due From Other Governments	0.00	
Due From Other Funds	474.82	
Prepaid Expenses	<u>0.00</u>	
Total Assets		6,470,639.49
Estimated Revenues	84,254,730.41	
Less Revenues Rec'd to Date	<u>(17,355,751.73)</u>	
Estimated Revenues not Received		<u>66,898,978.68</u>
Total Debits		<u>73,369,618.17</u>
Liabilities:		
Accounts Payable	0.00	
Accrued Payroll	0.00	
Payroll Deductions	43,525.04	
Advances From Other Funds	0.00	
Due to Primary Government	0.00	
Due to Other Funds	<u>209,651.96</u>	
Total Liabilities		253,177.00
Appropriations		
From Estimated Revenues	84,254,730.41	
From Estimated Reserves	<u>870,191.54</u>	
Total Appropriations		85,124,921.95
Less Expenditures	(20,012,025.12)	
Less Encumbrances	<u>(5,754,625.78)</u>	
Total Expenditures & Encumbrances		<u>(25,766,650.90)</u>
 Unencumbered Budget Balance		 59,358,271.05
Reserves:		
Reserve for Encumbrances - Current Year	5,754,625.78	
Reserve for Encumbrances - Prior Year	-	
Committed for Education	8,000,000.00	
 Restricted for Education 6/30/22	 873,735.88	
Less Appropriations	<u>(870,191.54)</u>	
Plus Adjustments	-	
Estimated Reserve 6/30/23	<u>3,544.34</u>	
Total Reserves		<u>13,758,170.12</u>
 Total Credits		 <u>73,369,618.17</u>

**Federal Projects Fund
Cash Reconciliation
December 31, 2022**

Cash on Deposit with Trustee	7,417,466.80	
Plus Receipts for Month	<u>3,205,736.49</u>	
Total Available Funds		10,623,203.29
Less Cash Disbursements:		
Warrants Issued	(2,398,826.29)	
Adjustments	0.00	
Wire Transfers	<u>(1,756,931.72)</u>	
Total Cash Disbursements		(4,155,758.01)
Plus Voided Checks		<u>2,719.39</u>
Book Balance		6,470,164.67
Plus Outstanding Warrants		262,269.02
Plus Wire Transfers in Transit		0.00
Plus Deposits In-Transit		<u>-</u>
Less Adjustments Between Funds		0.00
Trustee's Report Balance		<u><u>6,732,433.69</u></u>

CLARKSVILLE-MONTGOMERY CO. SCHOOL SYSTEM



YTD BUDGET REPORT 12/31/2022 REVENUE

00000000000000000000

ACCOUNTS FOR SCHOOL FEDERAL PROJECTS
 ORIGINAL ESTIMATED REV ESTIMATED REV ADJ PREVIOUS ESTIMATED REV ACTUAL YTD REVENUE REMAINING REVENUE %

00000000000000000000

47131	VOCAT ED-BASIC-GRANTS TO S								
	233,598.00	448,961.79	682,559.79	229,835.43	452,724.36	33.7%			
47141	ESEA TITLE I								
	8,711,982.30	1,322,532.98	10,034,515.28	3,097,717.30	6,936,797.98	30.9%			
47143	EDUCATION OF THE HANDICAPP								
	5,124,632.00	3,161,493.38	8,286,125.38	2,442,701.92	5,843,423.46	29.5%			
47145	SPECIAL ED PRESCHOOL GRANT								
	129,932.00	95,325.30	225,257.30	14,587.59	210,669.71	6.5%			
47146	ENGLISH LANGUAGE ACQUISIT								
	139,649.96	26,685.73	166,335.69	43,669.86	122,665.83	26.3%			
47149	EDUCATION FOR HOMELESS								
	81,608.00	67,216.74	148,824.74	28,694.94	120,129.80	19.3%			
47189	EISENHOWER PROFESS DEVGRAN								
	1,482,042.65	240,894.16	1,722,936.81	322,487.46	1,400,449.35	18.7%			
47307	COVID-19 GRANT B								
	10,744,957.71	1,739,891.04	12,484,848.75	3,637,959.10	8,846,889.65	29.1%			
47309	COVID 19 GRANT D								
	133,000.00	157,000.00	290,000.00	147,000.00	143,000.00	50.7%			
47310	COVID-19 GRANT E								
	968,880.38	4,140.83	973,021.21	247,232.24	725,788.97	25.4%			
47401	ARPA - ESSER 3.0								
	35,756,236.98	3,728,644.22	39,484,881.20	5,272,566.97	34,212,314.23	13.4%			
47402	ARP - IDEA PART B								
	500,000.00	894,728.00	1,394,728.00	0.00	1,394,728.00	.0%			
47403	ARP - IDEA PRESCHOOL								
	50,000.00	33,727.07	83,727.07	0.00	83,727.07	.0%			
47404	ARP - HOMELESS 1&2								
	618,198.02	94,260.42	712,458.44	43,223.82	669,234.62	6.1%			
47590	OTHER FEDERAL THROUGH STAT								
	6,755,774.65	808,736.10	7,564,510.75	1,828,075.10	5,736,435.65	24.2%			
47990	OTHER DIRECT FEDERAL								
	860,000.00	-860,000.00	0.00	0.00	0.00	.0%			
TOTAL NON CHARGE									
	72,290,492.65	11,964,237.76	84,254,730.41	17,355,751.73	66,898,978.68	20.6%			
TOTAL SCHOOL FEDERAL PROJECTS									
	72,290,492.65	11,964,237.76	84,254,730.41	17,355,751.73	66,898,978.68	20.6%			

CLARKSVILLE-MONTGOMERY CO. SCHOOL SYSTEM



YTD BUDGET REPORT 12/31/2022 EXPENSES

FORM 702-000
 ACCOUNTS FOR: 1. SCHOOL FEDERAL PROJECTS
 2. ORIGINAL APPROP. 3. TRANSFERS/ADJUSTS. 4. REVISED BUDGET 5. YTD EXPENDED 6. ENCUMBRANCES 7. AVAILABLE BUDGET 8. USED

71100 REGULAR INSTRUCTION PROGRAM

511600	TEACHERS							
	4,079,379.79	478,294.61	4,557,674.40	1,001,362.64	0.00	3,556,311.76	22.0%	
514000	SALARY SUPPLEMENTS							
	500,000.00	-225,360.57	274,639.43	156,887.00	0.00	117,752.43	57.1%	
516300	EDUCATIONAL ASSISTANTS							
	1,210,597.85	44,206.15	1,254,804.00	570,979.50	0.00	683,824.50	45.5%	
518700	OVERTIME PAY							
	0.00	0.00	0.00	258.44	0.00	-258.44	100.0%	
518900	OTHER SALARIES & WAGES							
	5,063,449.75	1,089,272.17	6,152,721.92	505,459.13	0.00	5,647,262.79	8.2%	
519500	SUBSTITUTE TEACHERS CERTIF							
	278,650.00	-99,916.88	178,733.12	5,791.61	0.00	172,941.51	3.2%	
519800	SUB TEACHERS NON-CERTIFIED							
	359,481.93	1,427,599.07	1,787,081.00	500,691.65	0.00	1,286,389.35	28.0%	
520100	SOCIAL SECURITY							
	3,348,688.95	-2,386,935.26	961,753.69	152,948.93	0.00	808,804.76	15.9%	
520400	STATE RETIREMENT							
	1,209,972.00	147,918.99	1,357,890.99	210,830.75	0.00	1,147,060.24	15.5%	
520600	LIFE INSURANCE							
	22,291.21	-15,618.21	6,673.00	2,085.81	0.00	4,587.19	31.3%	
520700	MEDICAL INSURANCE							
	1,935,315.82	41,556.81	1,976,872.63	417,155.69	0.00	1,559,716.94	21.1%	
521200	EMPLOYER MEDICARE							
	165,384.53	86,595.90	251,980.43	35,828.89	0.00	216,151.54	14.2%	
533600	MAINT/REPAIR SRVCS- EQUIP							
	195,000.00	-195,000.00	0.00	0.00	0.00	0.00	.0%	
539900	OTHER CONTRACTED SERVICES							
	645,000.00	-527,787.86	117,212.14	262.15	6,495.00	110,454.99	5.8%	
542900	INSTRUCTIONAL SUPP & MATER							
	321,428.94	191,441.67	512,870.61	52,929.62	49,322.47	410,618.52	19.9%	
543000	TEXTBOOKS - ELECTRONIC							
	18,542.00	0.00	18,542.00	0.00	0.00	18,542.00	.0%	
547100	SOFTWARE							
	26,096.55	90,163.75	116,260.30	66,887.19	8,480.35	40,892.76	64.8%	
572200	REGULAR INSTRUCTION EQUIPM							
	260,000.00	28,962.77	288,962.77	67,103.32	72,079.91	149,779.54	48.2%	
	TOTAL REGULAR INSTRUCTION PROG	19,639,279.32	175,393.11	19,814,672.43	3,747,462.32	136,377.73	15,930,832.38	19.6%

71200 SPECIAL EDUCATION PROGRAM

CLARKSVILLE-MONTGOMERY CO. SCHOOL SYSTEM



YTD BUDGET REPORT 12/31/2022 EXPENSES

REPORT 12/31/2022

ACCOUNTS FOR	ORIGINAL APPROP.	TRANSFERS/ADJUSTS	REVISED BUDGET	YTD EXPENDED	ENCUMBRANCES	AVAILABLE BUDGET	USED
511600 TEACHERS	230,665.67	382,854.33	613,520.00	260,118.98	0.00	353,401.02	42.4%
516300 EDUCATIONAL ASSISTANTS	2,032,949.89	-57,375.89	1,975,574.00	827,790.06	0.00	1,147,783.94	41.9%
517100 SPEECH THERAPISTS	70,000.00	0.00	70,000.00	23,314.30	0.00	46,685.70	33.3%
518700 OVERTIME PAY	0.00	0.00	0.00	537.26	0.00	-537.26	100.0%
519500 SUBSTITUTE TEACHERS CERTIF	4,500.00	7,500.00	12,000.00	0.00	0.00	12,000.00	.0%
519800 SUB TEACHERS NON-CERTIFIED	4,500.00	7,500.00	12,000.00	222.00	0.00	11,778.00	1.9%
520100 SOCIAL SECURITY	146,507.96	19,423.87	165,931.83	64,071.04	0.00	101,860.79	38.6%
520400 STATE RETIREMENT	242,179.91	28,807.14	270,987.05	105,886.38	0.00	165,100.67	39.1%
520600 LIFE INSURANCE	3,100.56	121.44	3,222.00	1,177.38	0.00	2,044.62	36.5%
520700 MEDICAL INSURANCE	881,527.38	-34,282.38	847,245.00	224,601.82	0.00	622,643.18	26.5%
521200 EMPLOYER MEDICARE	34,564.28	4,295.58	38,859.86	14,986.94	0.00	23,872.92	38.6%
531200 CONTRACTS W/ PRIVATE AGENC	0.00	982,500.39	982,500.39	110,751.39	327,831.86	543,917.14	44.6%
539900 OTHER CONTRACTED SERVICES	0.00	17,500.00	17,500.00	0.00	3,650.00	13,850.00	20.9%
542900 INSTRUCTIONAL SUPP & MATER	0.00	80,000.00	80,000.00	5,682.97	578.75	73,738.28	7.8%
549900 OTHER SUPPLIES AND MATERIA	479,155.00	-346,155.00	133,000.00	37,491.71	3,212.43	92,295.86	30.6%
559900 OTHER CHARGES	0.00	15,000.00	15,000.00	2,366.75	0.00	12,633.25	15.8%
572500 SPECIAL EDUCATION EQUIPMEN	0.00	145,914.03	145,914.03	61,528.42	2,918.26	81,467.35	44.2%
TOTAL SPECIAL EDUCATION PROGRA	4,129,650.65	1,253,603.51	5,383,254.16	1,740,527.40	338,191.30	3,304,535.46	38.6%

16-00 VOCATIONAL EDUCATION PROGRAM

511600 TEACHERS	152,063.53	17,936.47	170,000.00	54,785.92	0.00	115,214.08	32.2%
-----------------	------------	-----------	------------	-----------	------	------------	-------

CLARKSVILLE-MONTGOMERY CO. SCHOOL SYSTEM



YTD BUDGET REPORT 12/31/2022 EXPENSES

REPORT FOR: 12/31/2022

ACCOUNTS FOR: 422 SCHOOL FEDERAL PROJECTS

ORIGINAL APPROP.	TRANSFERS/ADJUSTS	REVISED BUDGET	YTD EXPENDED	ENCUMBRANCES	AVAILABLE BUDGET	% USED
516200 CLERICAL PERSONNEL						
17,000.00	-17,000.00	0.00	587.79	0.00	-587.79	100.0%
516300 EDUCATIONAL ASSISTANTS						
12,466.24	983.76	13,450.00	4,928.42	0.00	8,521.58	36.6%
518900 OTHER SALARIES & WAGES						
313,902.44	-84,602.20	229,300.24	78,749.70	0.00	150,550.54	34.3%
519500 SUBSTITUTE TEACHERS CERTIF						
0.00	9,625.00	9,625.00	367.13	0.00	9,257.87	3.8%
519800 SUB TEACHERS NON-CERTIFIED						
0.00	12,563.00	12,563.00	1,515.00	0.00	11,048.00	12.1%
520100 SOCIAL SECURITY						
31,003.17	-3,823.69	27,179.48	8,567.21	0.00	18,612.27	31.5%
520400 STATE RETIREMENT						
53,520.44	-14,475.92	39,044.52	11,557.82	0.00	27,486.70	29.6%
520600 LIFE INSURANCE						
100.26	195.74	296.00	90.49	0.00	205.51	30.6%
520700 MEDICAL INSURANCE						
161,792.60	-59,807.60	101,985.00	6,613.11	0.00	95,371.89	6.5%
521200 EMPLOYER MEDICARE						
8,283.68	-845.24	7,438.44	2,005.28	0.00	5,433.16	27.0%
533600 MAINT/REPAIR SRVCS- EQUIP						
0.00	1,750.00	1,750.00	252.67	1,210.00	287.33	83.6%
539900 OTHER CONTRACTED SERVICES						
0.00	35,000.00	35,000.00	0.00	4,998.43	30,001.57	14.3%
542900 INSTRUCTIONAL SUPP & MATER						
0.00	85,500.00	85,500.00	55,869.93	0.00	29,630.07	65.3%
549900 OTHER SUPPLIES AND MATERIA						
28,678.00	88,614.21	117,292.21	34,546.37	640.00	82,105.84	30.0%
559900 OTHER CHARGES						
0.00	23,447.00	23,447.00	0.00	0.00	23,447.00	.0%
573000 VOCATIONAL INSTRUCTION EQU						
0.00	136,572.79	136,572.79	46,639.54	16,499.76	73,433.49	46.2%
TOTAL VOCATIONAL EDUCATION PRO						
778,810.36	231,633.32	1,010,443.68	307,076.38	23,348.19	680,019.11	32.7%

72200 HEALTH SERVICES

513100 MEDICAL PERSONNEL						
2,141,240.47	-566,648.47	1,574,592.00	398,217.93	0.00	1,176,374.07	25.3%
518800 BONUS PAYMENTS						
75,000.00	-75,000.00	0.00	0.00	0.00	0.00	.0%

CLARKSVILLE-MONTGOMERY CO. SCHOOL SYSTEM



YTD BUDGET REPORT 12/31/2022 EXPENSES

REPORT FOR 2022-06

ACCOUNTS FOR 742 SCHOOLS FEDERAL PROJECTS

ORIGINAL APPROP.	TRANSFERS/ADJUSTS	REVISED BUDGET	YTD EXPENDED	ENCUMBRANCES	AVAILABLE BUDGET	BUSINESS
518900 OTHER SALARIES & WAGES						
4,000.00		373,240.00	377,240.00	49,770.22	0.00	327,469.78 13.2%
520100 SOCIAL SECURITY						
139,586.82		16,766.76	156,353.58	27,035.04	0.00	129,318.54 17.3%
520400 STATE RETIREMENT						
264,064.37		26,382.95	290,447.32	37,151.57	0.00	253,295.75 12.8%
520600 LIFE INSURANCE						
1,230.10		33.90	1,264.00	295.02	0.00	968.98 23.3%
520700 MEDICAL INSURANCE						
793,782.66	-426,320.66	367,462.00	79,965.53	0.00	287,496.47	21.8%
521200 EMPLOYER MEDICARE						
32,657.75	5,344.31	38,002.06	6,322.67	0.00	31,679.39	16.6%
529900 OTHER FRINGE BENEFITS						
241,488.00	-241,488.00	0.00	0.00	0.00	0.00	.0%
530700 COMMUNICATION						
2,850.00	410,150.00	413,000.00	0.00	115,088.00	297,912.00	27.9%
534800 POSTAL CHARGES						
5,216.00	-5,216.00	0.00	0.00	0.00	0.00	.0%
535500 TRAVEL						
5,000.00	-3,750.00	1,250.00	765.58	0.00	484.42	61.2%
539900 OTHER CONTRACTED SERVICES						
0.00	238,112.00	238,112.00	54,953.13	25,346.87	157,812.00	33.7%
541300 DRUGS AND MEDICAL SUPPLIES						
1,500,000.00	-1,182,508.67	317,491.33	18,345.60	4,013.86	295,131.87	7.0%
547100 SOFTWARE						
0.00	100,000.00	100,000.00	33,312.00	17,942.40	48,745.60	51.3%
549900 OTHER SUPPLIES AND MATERIA						
49,422.89	185,577.11	235,000.00	39,316.07	7,868.00	187,815.93	20.1%
559900 OTHER CHARGES						
285,000.00	-285,000.00	0.00	0.00	0.00	0.00	.0%
573500 HEALTH EQUIPMENT						
300,000.00	369,630.67	669,630.67	433,082.82	51,148.75	185,399.10	72.3%
579000 OTHER EQUIPMENT						
192,320.00	238,481.03	430,801.03	60,357.73	56,668.28	313,775.02	27.2%
TOTAL HEALTH SERVICES						
6,032,859.06	-822,213.07	5,210,645.99	1,238,890.91	278,076.16	3,693,678.92	29.1%

7420 OTHER STUDENT SUPPORT

512300 GUIDANCE PERSONNEL						
619,694.60	151,353.20	771,047.80	211,614.04	0.00	559,433.76	27.4%

CLARKSVILLE-MONTGOMERY CO. SCHOOL SYSTEM



YTD BUDGET REPORT 12/31/2022 EXPENSES

ACCOUNTS FOR	ORIGINAL APPROPRIATION	FEDERAL PROJECTS	TRANSFERS/ADJUSTMENTS	REVISED BUDGET	YTD EXPENDED	PERCENT COMPLETION	AVAILABLE BUDGET	USED
513000 SOCIAL WORKERS	264,386.00		103,761.96	368,147.96	69,019.74	0.00	299,128.22	18.7%
514600 BUS DRIVERS	76,000.00		-66,000.00	10,000.00	0.00	0.00	10,000.00	.0%
516200 CLERICAL PERSONNEL	26,300.00		700.00	27,000.00	12,632.14	0.00	14,367.86	46.8%
518800 BONUS PAYMENTS	300,000.00		-300,000.00	0.00	0.00	0.00	0.00	.0%
518900 OTHER SALARIES & WAGES	752,041.25		-89,892.90	662,148.35	122,082.67	0.00	540,065.68	18.4%
520100 SOCIAL SECURITY	110,507.47		2,871.47	113,378.94	24,623.01	0.00	88,755.93	21.7%
520400 STATE RETIREMENT	172,766.09		25,529.09	198,295.18	35,104.96	0.00	163,190.22	17.7%
520600 LIFE INSURANCE	609.36		174.01	783.37	274.33	0.00	509.04	35.0%
520700 MEDICAL INSURANCE	302,939.36		74,013.64	376,953.00	59,428.54	0.00	317,524.46	15.8%
521200 EMPLOYER MEDICARE	26,903.68		1,177.01	28,080.69	5,758.61	0.00	22,322.08	20.5%
530700 COMMUNICATION	135,514.00		4,486.00	140,000.00	11,200.31	7,000.00	121,799.69	13.0%
533600 MAINT/REPAIR SRVCS - EQUIP	27,000.00		-12,000.00	15,000.00	323.75	0.00	14,676.25	2.2%
534800 POSTAL CHARGES	2,000.00		12,991.08	14,991.08	3,907.70	4,399.40	6,683.98	55.4%
535500 TRAVEL	17,141.33		48,830.41	65,971.74	3,802.53	0.00	62,169.21	5.8%
539900 OTHER CONTRACTED SERVICES	402,319.53		189,149.78	591,469.31	44,539.53	117,514.60	429,415.18	27.4%
549900 OTHER SUPPLIES AND MATERIALS	67,859.00		45,096.69	112,955.69	6,677.85	9,311.23	96,966.61	14.2%
552400 IN SERVICE/STAFF DEVELOPMENT	12,183.76		85,476.24	97,660.00	48,727.66	0.00	48,932.34	49.9%
559900 OTHER CHARGES	206,503.00		-31,743.06	174,759.94	6,546.36	934.28	167,279.30	4.3%
579000 OTHER EQUIPMENT	94,090.52		-33,475.52	60,615.00	10,522.43	0.00	50,092.57	17.4%
TOTAL OTHER STUDENT SUPPORT	3,616,758.95		212,499.10	3,829,258.05	676,786.16	139,159.51	3,013,312.38	21.3%

REGULAR INSTRUCTION SUPPORT

CLARKSVILLE-MONTGOMERY CO. SCHOOL SYSTEM



YTD BUDGET REPORT 12/31/2022 EXPENSES

FOR 2023 F06							
ACCOUNTS FOR SCHOOL FEDERAL PROJECTS							
ORIGINAL APPROP.	TRANSFERS/ADJUSTS	REVISED BUDGET	YTD EXPENDED	ENCUMBRANCES	AVAILABLE BUDGET	USED	
510500 SUPERVISOR/DIRECTOR							
414,403.21		650,252.93	258,072.07	0.00	392,180.86		39.7%
513800 INSTRUCTIONAL COMPUTER PER							
207,814.28	108,029.52	315,843.80	77,383.71	0.00	238,460.09		24.5%
516100 SECRETARY(S)							
21,493.00	-2,563.50	18,929.50	9,785.51	0.00	9,143.99		51.7%
516800 TEMPORARY PERSONNEL							
0.00	1,392.50	1,392.50	0.00	0.00	1,392.50		.0%
518900 OTHER SALARIES & WAGES							
6,372,203.13	1,189,601.67	7,561,804.80	1,830,735.67	0.00	5,731,069.13		24.2%
519500 SUBSTITUTE TEACHERS CERTIF							
24,049.56	17,027.44	41,077.00	0.00	0.00	41,077.00		.0%
519800 SUB TEACHERS NON-CERTIFIED							
40,944.35	83.77	41,028.12	2,464.02	0.00	38,564.10		6.0%
520100 SOCIAL SECURITY							
428,520.22	116,837.06	545,357.28	128,539.73	0.00	416,817.55		23.6%
520400 STATE RETIREMENT							
764,259.41	91,011.08	855,270.49	188,970.68	0.00	666,299.81		22.1%
520600 LIFE INSURANCE							
3,543.26	240.24	3,783.50	1,355.97	0.00	2,427.53		35.8%
520700 MEDICAL INSURANCE							
1,071,201.27	-15,687.57	1,055,513.70	393,498.96	0.00	662,014.74		37.3%
521200 EMPLOYER MEDICARE							
108,837.47	22,375.93	131,213.40	30,061.70	0.00	101,151.70		22.9%
530800 CONSULTANTS							
7,000.00	4,704.81	11,704.81	0.00	0.00	11,704.81		.0%
535500 TRAVEL							
1,750.00	950.00	2,700.00	432.37	0.00	2,267.63		16.0%
539900 OTHER CONTRACTED SERVICES							
228,963.17	60,737.59	289,700.76	40,287.22	72,480.28	176,933.26		38.9%
543200 LIBRARY BOOKS/MEDIA							
10,000.00	12,352.26	22,352.26	9,418.44	4,308.55	8,625.27		61.4%
543700 PERIODICALS							
500.00	840.47	1,340.47	374.50	0.00	965.97		27.9%
547100 SOFTWARE							
280,609.15	130,201.50	410,810.65	252,156.80	0.00	158,653.85		61.4%
549900 OTHER SUPPLIES AND MATERIA							
156,680.00	289,153.15	445,833.15	14,248.49	11,109.54	420,475.12		5.7%
552400 IN SERVICE/STAFF DEVELOPME							
367,866.39	486,278.48	854,144.87	70,092.32	28,603.87	755,448.68		11.6%
559900 OTHER CHARGES							
161,668.37	-161,668.37	0.00	0.00	0.00	0.00		.0%
579000 OTHER EQUIPMENT							
750.00	11,250.00	12,000.00	4,821.93	0.00	7,178.07		40.2%
TOTAL REGULAR INSTRUCTION SUPP							
10,673,056.24	2,598,997.75	13,272,053.99	3,312,700.09	116,502.24	9,842,851.66		25.8%

CLARKSVILLE-MONTGOMERY CO. SCHOOL SYSTEM



YTD BUDGET REPORT 12/31/2022 EXPENSES

FOR 2022

ACCOUNTS FOR 42 SCHOOLS FEDERAL PROJECTS
 ORIGINAL APPROPRIATION TRANSFERS/ADJUSTS REVERSED BUDGET YTD EXPENDED ENCUMBRANCE STAFF AVAILABLE BUDGET FUND

2220 SPECIAL EDUCATION SUPPORT

512400 PSYCHOLOGICAL PERSONNEL							
580,000.00	0.00	580,000.00	230,324.16	0.00	349,675.84	39.7%	
513100 MEDICAL PERSONNEL							
124,000.00	0.00	124,000.00	51,841.78	0.00	72,158.22	41.8%	
516100 SECRETARY(S)							
56,000.00	0.00	56,000.00	27,705.60	0.00	28,294.40	49.5%	
518900 OTHER SALARIES & WAGES	25,000.00	540,000.00	270,633.21	0.00	269,366.79	50.1%	
520100 SOCIAL SECURITY							
78,930.00	1,490.00	80,420.00	34,148.54	0.00	46,271.46	42.5%	
520400 STATE RETIREMENT							
110,545.00	1,755.00	112,300.00	50,378.69	0.00	61,921.31	44.9%	
520600 LIFE INSURANCE							
750.00	0.00	750.00	304.62	0.00	445.38	40.6%	
520700 MEDICAL INSURANCE							
251,000.00	0.00	251,000.00	99,950.85	0.00	151,049.15	39.8%	
521200 EMPLOYER MEDICARE							
19,220.00	380.00	19,600.00	7,986.29	0.00	11,613.71	40.7%	
531200 CONTRACTS W/ PRIVATE AGENC							
0.00	393,372.71	393,372.71	20,583.91	39,840.00	332,948.80	15.4%	
534800 POSTAL CHARGES							
0.00	100.00	100.00	0.00	0.00	100.00	.0%	
535500 TRAVEL							
0.00	21,000.00	21,000.00	2,849.08	0.00	18,150.92	13.6%	
539900 OTHER CONTRACTED SERVICES							
0.00	53,000.00	53,000.00	13,065.00	36,885.00	3,050.00	94.2%	
549900 OTHER SUPPLIES AND MATERIA							
0.00	27,500.00	27,500.00	3,163.33	12,099.76	12,236.91	55.5%	
552400 IN SERVICE/STAFF DEVELOPME							
0.00	30,000.00	30,000.00	3,670.86	3,898.25	22,430.89	25.2%	
559900 OTHER CHARGES							
350,000.00	-350,000.00	0.00	0.00	0.00	0.00	.0%	
579000 OTHER EQUIPMENT							
0.00	86,213.87	86,213.87	424.26	0.00	85,789.61	.5%	
TOTAL SPECIAL EDUCATION SUPPOR							
2,085,445.00	289,811.58	2,375,256.58	817,030.18	92,723.01	1,465,503.39	38.3%	

2220 VOCATIONAL EDUCATION SUPPORT

CLARKSVILLE-MONTGOMERY CO. SCHOOL SYSTEM



YTD BUDGET REPORT 12/31/2022 EXPENSES

FOR 2022

ACCOUNTS FOR FEDERAL PROJECTS

ORIGINAL APPROPRIATION	TRANSFERS/ADJUSTS	REVISED BUDGET	YTD EXPENDED	ENCUMBRANCES	AVAILABLE BUDGET	PERCENT USED
516200 CLERICAL PERSONNEL	0.00	3,000.00	3,000.00	0.00	3,000.00	.0%
520100 SOCIAL SECURITY	0.00	190.00	190.00	0.00	190.00	.0%
520400 STATE RETIREMENT	0.00	250.00	250.00	0.00	250.00	.0%
520600 LIFE INSURANCE	0.00	1.63	1.63	0.00	1.63	.0%
520700 MEDICAL INSURANCE	0.00	900.00	900.00	0.00	900.00	.0%
521200 EMPLOYER MEDICARE	0.00	45.00	45.00	0.00	45.00	.0%
535500 TRAVEL	0.00	2,000.00	2,000.00	340.82	1,659.18	17.0%
552400 IN SERVICE/STAFF DEVELOPME	0.00	7,000.00	7,000.00	4,078.86	2,921.14	58.3%
TOTAL VOCATIONAL EDUCATION SUP	0.00	13,386.63	13,386.63	4,419.68	8,966.95	33.0%

TECHNOLOGY

512000 COMPUTER PROGRAMMER(S)	100,746.00	47,754.00	148,500.00	0.00	148,500.00	.0%
518900 OTHER SALARIES & WAGES	111,472.00	44,357.29	155,829.29	31,623.75	124,205.54	20.3%
520100 SOCIAL SECURITY	5,209.37	13,659.05	18,868.42	1,960.69	16,907.73	10.4%
520400 STATE RETIREMENT	13,608.00	6,439.50	20,047.50	0.00	20,047.50	.0%
520600 LIFE INSURANCE	96.00	0.00	96.00	0.00	96.00	.0%
520700 MEDICAL INSURANCE	51,849.00	-135.00	51,714.00	0.00	51,714.00	.0%
521200 EMPLOYER MEDICARE	3,077.83	1,334.94	4,412.77	458.54	3,954.23	10.4%
530700 COMMUNICATION	86,697.82	-10,055.76	76,642.06	27,760.71	48,881.35	36.2%
535000 INTERNET CONNECTIVITY	1,226,815.89	114,259.00	1,341,074.89	329,071.73	690,030.89	48.5%
547100 SOFTWARE	759,640.24	-18,000.00	741,640.24	59,750.00	681,890.24	8.1%

CLARKSVILLE-MONTGOMERY CO. SCHOOL SYSTEM



YTD BUDGET REPORT 12/31/2022 EXPENSES

REPORT STATUS

ACCOUNTS FOR FEDERAL PROJECTS
 ORIGINAL APPROPRIATION TRANSFER/ADJUSTS REVISSED BUDGET YTD EXPENDED ENCUMBRANCES AVAILABLE BUDGET % USED

549900 OTHER SUPPLIES AND MATERIA							
70,124.65	338,365.35	408,490.00	0.00	183,400.00	225,090.00	44.9%	
579000 OTHER EQUIPMENT							
163,597.00	74,549.99	238,146.99	35,040.00	16,000.00	187,106.99	21.4%	
TOTAL TECHNOLOGY	2,592,933.80	3,205,462.16	485,665.42	521,372.27	2,198,424.47	31.4%	

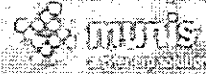
OFFICE OF THE PRINCIPAL

511900 ACCOUNTANTS/BOOKKEEPERS						
48,466.41	-6,081.69	42,384.72	20,034.56	0.00	22,350.16	47.3%
513900 ASSISTANT PRINCIPALS						
197,784.09	-21,047.09	176,737.00	91,534.82	0.00	85,202.18	51.8%
518900 OTHER SALARIES & WAGES						
0.00	60,000.00	60,000.00	1,850.00	0.00	58,150.00	3.1%
520100 SOCIAL SECURITY						
15,872.65	1,432.89	17,305.54	6,614.33	0.00	10,691.21	38.2%
520400 STATE RETIREMENT						
36,636.40	-4,610.55	32,025.85	9,698.62	0.00	22,327.03	30.3%
520600 LIFE INSURANCE						
56.80	39.20	96.00	57.24	0.00	38.76	59.6%
520700 MEDICAL INSURANCE						
21,512.50	30,342.50	51,855.00	24,604.14	0.00	27,250.86	47.4%
521200 EMPLOYER MEDICARE						
3,712.15	335.12	4,047.27	1,546.89	0.00	2,500.38	38.2%
TOTAL OFFICE OF THE PRINCIPAL	324,041.00	60,410.38	384,451.38	155,940.80	228,510.58	40.6%

PERSONAL SERVICES

511900 ACCOUNTANTS/BOOKKEEPERS						
476,197.82	-271,692.22	204,505.60	49,893.30	0.00	154,612.30	24.4%
520100 SOCIAL SECURITY						
3,263.94	9,415.41	12,679.35	2,923.00	0.00	9,756.35	23.1%
520400 STATE RETIREMENT						
7,076.25	20,532.01	27,608.26	5,348.58	0.00	22,259.68	19.4%
520600 LIFE INSURANCE						
0.00	128.00	128.00	28.08	0.00	99.92	21.9%

CLARKSVILLE-MONTGOMERY CO. SCHOOL SYSTEM



YTD BUDGET REPORT 12/31/2022 EXPENSES

FOR 2023 06

ACCOUNTS FOR SCHOOL FEDERAL PROJECTS
 ORIGINAL APPROVAL TRANSFERS/ADJUSTS REVISED BUDGET YTD EXPENDED ENCUMBRANCES AVAILABLE BUDGET % USED

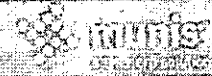
520700 MEDICAL INSURANCE	99,379.20	-30,239.20	69,140.00	7,777.80	0.00	61,362.20	11.2%
521200 EMPLOYER MEDICARE	763.37	2,201.96	2,965.33	683.61	0.00	2,281.72	23.1%
535500 TRAVEL	0.00	3,339.64	3,339.64	566.52	0.00	2,773.12	17.0%
539900 OTHER CONTRACTED SERVICES	0.00	46,200.00	46,200.00	3,250.00	42,950.00	0.00	100.0%
549900 OTHER SUPPLIES AND MATERIA	0.00	2,000.00	2,000.00	599.73	45.79	1,354.48	32.3%
570100 ADMINISTRATIVE EQUIPMENT	6,004.30	9,500.00	15,504.30	644.99	2,112.20	12,747.11	17.8%
TOTAL FISCAL SERVICES	592,684.88	-208,614.40	384,070.48	71,715.61	45,107.99	267,246.88	30.4%

7270 HUMAN RESOURCES

510500 SUPERVISOR/DIRECTOR	144,270.62	43,125.38	187,396.00	46,849.04	0.00	140,546.96	25.0%
516100 SECRETARY(S)	128,200.79	-23,951.19	104,249.60	26,062.43	0.00	78,187.17	25.0%
520100 SOCIAL SECURITY	16,984.80	1,097.23	18,082.03	4,420.06	0.00	13,661.97	24.4%
520400 STATE RETIREMENT	36,938.91	-3,691.42	33,247.49	7,589.63	0.00	25,657.86	22.8%
520600 LIFE INSURANCE	108.15	19.85	128.00	35.64	0.00	92.36	27.8%
520700 MEDICAL INSURANCE	75,009.86	-5,869.86	69,140.00	6,495.66	0.00	62,644.34	9.4%
521200 EMPLOYER MEDICARE	3,972.25	256.61	4,228.86	1,033.72	0.00	3,195.14	24.4%
529900 OTHER FRINGE BENEFITS	96.00	-96.00	0.00	0.00	0.00	0.00	.0%
TOTAL HUMAN RESOURCES	405,581.38	10,890.60	416,471.98	92,486.18	0.00	323,985.80	22.2%

7260 OPERATION OF PLANT

CLARKSVILLE-MONTGOMERY CO. SCHOOL SYSTEM



YTD BUDGET REPORT 12/31/2022 EXPENSES

FOR FUND 1000

ACCOUNTS FOR: 142 SCHOOL FEDERAL PROJECTS

ACCOUNTS FOR	ORIGINAL APPROPRIATION	TRANSFERS/ADJUST	REVISED BUDGET	YTD EXPENDED	ENCUMBRANCES	AVAILABLE BUDGET	PERCENT USED
510500 SUPERVISOR/DIRECTOR 180,000.00	87,321.60		267,321.60	47,980.90	0.00	219,340.70	17.9%
516600 CUSTODIAL PERSONNEL 98,401.45	-18,401.45		80,000.00	34,570.29	0.00	45,429.71	43.2%
518700 OVERTIME PAY 0.00	0.00		0.00	120.49	0.00	-120.49	100.0%
518900 OTHER SALARIES & WAGES 0.00	265,625.00		265,625.00	1,000.00	0.00	264,625.00	.4%
520100 SOCIAL SECURITY 17,153.51	43,109.18		60,262.69	5,041.37	0.00	55,221.32	8.4%
520400 STATE RETIREMENT 41,490.27	89,857.53		131,347.80	8,130.46	0.00	123,217.34	6.2%
520600 LIFE INSURANCE 288.00	-32.00		256.00	45.24	0.00	210.76	17.7%
520700 MEDICAL INSURANCE 155,142.00	-16,862.00		138,280.00	9,613.80	0.00	128,666.20	7.0%
521200 EMPLOYER MEDICARE 4,012.30	10,095.42		14,107.72	1,179.01	0.00	12,928.71	8.4%
535500 TRAVEL 0.00	2,500.00		2,500.00	0.00	0.00	2,500.00	.0%
541000 CUSTODIAL SUPPLIES 0.00	45,000.00		45,000.00	1,012.35	0.00	43,987.65	2.2%
572000 PLANT OPERATION EQUIPMENT 4,444,630.76	1,333,626.36		5,778,257.12	2,956,337.53	1,021,453.30	1,800,466.29	68.8%
TOTAL OPERATION OF PLANT 4,941,118.29	1,841,839.64		6,782,957.93	3,065,031.44	1,021,453.30	2,696,473.19	60.2%

PLANT MAINTENANCE

510500 SUPERVISOR/DIRECTOR 261,000.00	-87,000.00		174,000.00	0.00	0.00	174,000.00	.0%
520100 SOCIAL SECURITY 16,182.00	-5,394.00		10,788.00	0.00	0.00	10,788.00	.0%
520400 STATE RETIREMENT 34,060.50	-10,570.50		23,490.00	0.00	0.00	23,490.00	.0%
520600 LIFE INSURANCE 192.00	-64.00		128.00	0.00	0.00	128.00	.0%
520700 MEDICAL INSURANCE 103,428.00	-34,288.00		69,140.00	0.00	0.00	69,140.00	.0%
521200 EMPLOYER MEDICARE 3,784.50	-1,261.50		2,523.00	0.00	0.00	2,523.00	.0%

CLARKSVILLE-MONTGOMERY CO. SCHOOL SYSTEM



YTD BUDGET REPORT 12/31/2022 EXPENSES

FOR 202206

ACCOUNTS FOR: 422 SCHOOL FEDERAL PROJECTS
 ORIGINAL APPROVAL TRANSFER/ADJUSTS REVISED BUDGET YTD EXPENDED ENCUMBRANCES AVAILABLE BUDGET USED

533500 REPAIR SERVICES-BUILDINGS	7,630,396.00	-371,868.53	7,258,527.47	600,377.57	110,530.88	6,547,619.02	9.8%
559900 OTHER CHARGES	99,930.94	-34,772.51	65,158.43	49,594.66	4,869.16	10,694.61	83.6%
571700 MAINTENANCE EQUIPMENT	654.00	-654.00	0.00	0.00	0.00	0.00	.0%
TOTAL MAINTENANCE OF PLANT	8,149,627.94	-545,873.04	7,603,754.90	649,972.23	115,400.04	6,838,382.63	10.1%

422/400 TRANSPORTATION

514600 BUS DRIVERS	625,669.92	148,052.46	773,722.38	276,973.97	0.00	496,748.41	35.8%
518900 OTHER SALARIES & WAGES	137,500.00	869,836.00	1,007,336.00	387,932.47	0.00	619,403.53	38.5%
520100 SOCIAL SECURITY	56,472.31	21,491.66	77,963.97	37,725.81	0.00	40,238.16	48.4%
520400 STATE RETIREMENT	118,584.53	47,674.95	166,259.48	78,337.53	0.00	87,921.95	47.1%
521200 EMPLOYER MEDICARE	13,207.74	-4,311.51	8,896.23	0.00	0.00	8,896.23	.0%
535500 TRAVEL	5,000.00	2,000.00	7,000.00	0.00	0.00	7,000.00	.0%
539900 OTHER CONTRACTED SERVICES	17,984.00	2,899.84	20,883.84	1,512.90	0.00	19,370.94	7.2%
541200 DIESEL FUEL	21,000.00	8,000.00	29,000.00	0.00	0.00	29,000.00	.0%
559900 OTHER CHARGES	29,250.00	-2,900.00	26,350.00	783.45	0.00	25,566.55	3.0%
572900 TRANSPORTATION EQUIPMENT	0.00	95,000.00	95,000.00	77,424.00	0.00	17,576.00	81.5%
TOTAL TRANSPORTATION	1,024,668.50	1,187,743.40	2,212,411.90	860,690.13	0.00	1,351,721.77	38.9%

422/100 FOOD SERVICE

518900 OTHER SALARIES & WAGES	14,166.76	577,183.24	591,350.00	62,968.75	0.00	528,381.25	10.6%
-------------------------------	-----------	------------	------------	-----------	------	------------	-------

CLARKSVILLE-MONTGOMERY CO. SCHOOL SYSTEM



YTD BUDGET REPORT 12/31/2022 EXPENSES

FOR 202206

ACCOUNTS FOR: 142 SCHOOL FEDERAL PROJECTS
 ORIGINAL APPROP. TRANSFERS/ADJUSTS REVISED BUDGET YTD EXPENDED ENCUMBRANCES AVAILABLE BUDGET % USED

520100 SOCIAL SECURITY	873.63	35,790.07	36,663.70	3,904.03	0.00	32,759.67	10.6%
520400 STATE RETIREMENT	5,297.23	74,535.02	79,832.25	6,821.90	0.00	73,010.35	8.5%
521200 EMPLOYER MEDICARE	204.54	8,370.04	8,574.58	913.12	0.00	7,661.46	10.6%
TOTAL FOOD SERVICE	20,542.16	695,878.37	716,420.53	74,607.80	0.00	641,812.73	10.4%

53000 COMMUNITY SERVICES

539900 OTHER CONTRACTED SERVICES	0.00	153,250.00	153,250.00	0.00	153,250.00	0.00	100.0%
TOTAL COMMUNITY SERVICES	0.00	153,250.00	153,250.00	0.00	153,250.00	0.00	100.0%

56000 REGULAR CAPITAL OUTLAY

530400 ARCHITECTS	20,475.00	81,058.35	101,533.35	25,954.00	460,736.22	-385,156.87	479.3%
539900 OTHER CONTRACTED SERVICES	44,817.28	40,182.72	85,000.00	79,463.00	31,645.00	-26,108.00	130.7%
570700 BUILDING IMPROVEMENTS	855,802.35	9,308,869.62	10,164,671.97	522,217.08	785,416.02	8,857,038.87	12.9%
572000 PLANT OPERATION EQUIPMENT	6,121,458.84	-6,089,332.08	32,126.76	1,532,523.26	1,495,866.80	-2,996,263.30	9426.4%
TOTAL REGULAR CAPITAL OUTLAY	7,042,553.47	3,340,778.61	10,383,332.08	2,160,357.34	2,773,664.04	5,449,510.70	47.5%

59000 TRANSFERS OUT

550400 INDIRECT COST	240,881.65	606,428.44	847,310.09	0.00	0.00	847,310.09	.0%
559000 TRANSFERS TO OTHER FUNDS	0.00	1,126,057.01	1,126,057.01	550,865.05	0.00	575,191.96	48.9%
TOTAL TRANSFERS OUT	240,881.65	1,732,485.45	1,973,367.10	550,865.05	0.00	1,422,502.05	27.9%

CLARKSVILLE-MONTGOMERY CO. SCHOOL SYSTEM



YTD BUDGET REPORT 12/31/2022 EXPENSES

ACCOUNTS FOR	ORIGINAL APPROPRIATION	TRANSFERS/ADJUSTS	REVISED BUDGET	YTD EXPENDED	ENCUMBRANCES	AVAILABLE BUDGET	USED
TOTAL SCHOOL FEDERAL PROJECTS	72,290,492.65	12,834,429.30	85,124,921.95	20,012,025.12	5,754,625.78	59,358,271.05	30.3%

**Child Nutrition Fund
Balance Sheet
For the Period Ending
December 31, 2022**

Assets:		
Petty Cash	2,685.00	
Cash in Bank	1,647,028.99	
Cash on Deposit w/Trustee	10,781,116.94	
Accounts Receivable	33,600.25	
Bad Checks Receivable	125.00	
Due From Other Governments	-	
Due From Other Funds	2,676.05	
Child Nutrition Inventory	477,179.22	
Total Assets		12,944,411.45
Estimated Revenues	19,000,370.00	
Less Revenues Rec'd to Date	(6,842,257.45)	
Estimated Revenues not Received		12,158,112.55
Total Debits		25,102,524.00
Liabilities:		
Accounts Payable	-	
Payroll Deductions	73,866.16	
Due to Other Funds	183,892.05	
Customer Deposits Payable	1,516,697.39	
Total Liabilities		1,774,455.60
Appropriations		
From Estimated Revenues	19,000,370.00	
From Estimated Reserves	3,895,378.00	
Total Appropriations		22,895,748.00
Less Expenditures	(9,045,002.38)	
Less Encumbrances	(2,292,886.72)	
Total Expenditures & Encumbrances		(11,337,889.10)
Unencumbered Budget Balance		11,557,858.90
Reserves:		
Reserve for Encumbrances - Current Year	2,292,886.72	
Reserve for Encumbrances - Prior Year	-	
Non-Spendable - Inventory	376,398.41	
Non-Spendable - Prepaid Items	-	
Restricted for Oper Non-Inst Serv 6/30/22	12,996,302.37	
Less Appropriations	(3,895,378.00)	
Plus Adjustments		
Estimated Reserve 6/30/23	9,100,924.37	
Total Reserves		11,770,209.50
Total Credits		25,102,524.00

**Child Nutrition Fund Trustee Account
Cash Reconciliation
December 31, 2022**

Cash on Deposit with Trustee	9,545,906.75	
Plus Receipts for Month	<u>2,840,358.73</u>	
Total Available Funds		12,386,265.48
Less Cash Disbursements:		
Warrants Issued	(1,077,199.90)	
Wire Transfers	(548,952.34)	
Trustee's Commission	<u>0.00</u>	
Total Cash Disbursements		(1,626,152.24)
Plus Voided Checks		<u>21,003.70</u>
Book Balance		10,781,116.94
Plus Outstanding Warrants		103,616.67
Less Deposits In-Transit		-
Plus Wire Transfers In Transit		-
Plus Adjustments between Funds		0.00
Trustee's Report Balance		<u><u>10,884,733.61</u></u>

**Child Nutrition Bank Account
Cash Reconciliation
December 31, 2022**

Cash on Deposit in Bank		1,281,637.53
Plus Receipts for:		
Sale of Lunches	37,162.77	
Parent On Line	328,265.17	
Returned Checks Re-Deposited	-	
Returned Checks Rebates	-	
Returned Checks Fees	-	
Charges Paid	-	
Return of Change Fund	-	
Total Receipts	365,427.94	365,427.94
Total Available Cash		1,647,065.47
Less Cash Disbursements:		
Warrants Issued	-	
Bad Checks Returned	-	
Service Charge	(36.48)	
Total Cash Disbursements	(36.48)	(36.48)
Book Balance		1,647,028.99
Plus Outstanding Checks		-
Plus Change Funds (To be Distributed)		-
Less Correction by Bank (Posting Error)		-
Less Deposits in Transit		-
Bank Balance		1,647,028.99

CLARKSVILLE-MONTGOMERY CO. SCHOOL SYSTEM



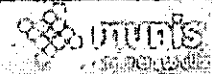
YTD BUDGET REPORT 12/31/2022 REVENUE

ACCOUNTS FOR: **CHILD NUTRITION**
 REPORTING PERIOD: **12/31/2022**
 FUND: **1000**

FOOD SERVICE

ACCOUNT	BUDGET	REVISION	REVISED TOTAL	ACTUAL YTD REVENUE	REMAINING REVENUE	%
43521 LUNCH PAYMENTS-CHILDREN	3,527,338.00	0.00	3,527,338.00	662,183.40	2,865,154.60	18.8%
43522 LUNCH PAYMENTS-ADULTS	170,960.00	0.00	170,960.00	19,533.00	151,427.00	11.4%
43523 INCOME FROM BREAKFAST	178,637.00	0.00	178,637.00	120,148.85	58,488.15	67.3%
43525 A LA CARTE SALES	1,257,355.00	0.00	1,257,355.00	9,137.30	1,248,217.70	.7%
43990 OTHER CHARGES FOR SERVICES	30,000.00	0.00	30,000.00	106,428.28	-76,428.28	354.8%
44110 INTEREST EARNED	23,767.00	0.00	23,767.00	757.79	23,009.21	3.2%
44130 SALE OF MATERIALS & SUPPLI	38,933.00	0.00	38,933.00	10,438.28	28,494.72	26.8%
44170 MISCELLANEOUS REFUNDS	509.00	0.00	509.00	210.00	299.00	41.3%
44530 SALE OF EQUIPMENT	10,000.00	0.00	10,000.00	16,844.00	-6,844.00	168.4%
46520 SCHOOL FOOD SERVICE	157,834.00	0.00	157,834.00	0.00	157,834.00	.0%
47111 SECTION 4-LUNCH	8,869,147.00	0.00	8,869,147.00	4,305,987.25	4,563,159.75	48.6%
47112 USDA - COMMODITIES	1,300,000.00	0.00	1,300,000.00	0.00	1,300,000.00	.0%
47113 BREAKFAST	3,434,890.00	0.00	3,434,890.00	1,524,171.69	1,910,718.31	44.4%
47114 USDA - OTHER	0.00	1,000.00	1,000.00	66,417.61	-65,417.61	6641.8%
TOTAL FOOD SERVICE	18,999,370.00	1,000.00	19,000,370.00	6,842,257.45	12,158,112.55	36.0%
TOTAL CHILD NUTRITION	18,999,370.00	1,000.00	19,000,370.00	6,842,257.45	12,158,112.55	36.0%

CLARKSVILLE-MONTGOMERY CO. SCHOOL SYSTEM



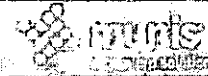
YTD BUDGET REPORT 12/31/2022 EXPENSES

REPORT FOR: 12/31/2022
 ACCOUNTS FOR: 148-CHILD NUTRITION
 ORIGINAL APPROP. & TRANSFER/ADJUSTS. TRAVELLED BUDGET YTD EXPENDED ENCUMBRANCE AVAILABLE BUDGET USED

76100-FOOD SERVICE

ACCOUNT	DESCRIPTION	APPROPRIATION	TRANSFER/ADJUSTS	TRAVELLED BUDGET	YTD EXPENDED	ENCUMBRANCE	AVAILABLE BUDGET	USED
510500	SUPERVISOR/DIRECTOR							
	205,885.00	5,152.00	211,037.00	102,943.05	0.00	108,093.95	48.8%	
514000	SALARY SUPPLEMENTS							
	5,000.00	0.00	5,000.00	0.00	0.00	5,000.00	.0%	
514700	TRUCK DRIVERS							
	88,277.00	2,322.00	90,599.00	38,864.81	0.00	51,734.19	42.9%	
516100	SECRETARY(S)							
	169,439.00	4,924.00	174,363.00	73,226.58	0.00	101,136.42	42.0%	
516500	CAFETERIA PERSONNEL							
	5,434,928.00	148,362.00	5,583,290.00	2,049,373.93	0.00	3,533,916.07	36.7%	
516600	CUSTODIAL PERSONNEL							
	552,542.00	49,736.00	602,278.00	228,537.99	0.00	373,740.01	37.9%	
518700	OVERTIME PAY							
	45,000.00	0.00	45,000.00	14,451.82	0.00	30,548.18	32.1%	
518900	OTHER SALARIES & WAGES							
	653,877.00	16,508.00	670,385.00	306,757.96	0.00	363,627.04	45.8%	
520100	SOCIAL SECURITY							
	443,606.00	14,074.00	457,680.00	163,859.43	0.00	293,820.57	35.8%	
520400	STATE RETIREMENT							
	827,569.00	23,393.00	850,962.00	307,865.45	0.00	543,096.55	36.2%	
520600	LIFE INSURANCE							
	9,884.00	0.00	9,884.00	3,000.10	0.00	6,883.90	30.4%	
520700	MEDICAL INSURANCE							
	1,584,917.00	0.00	1,584,917.00	635,474.81	0.00	949,442.19	40.1%	
521200	EMPLOYER MEDICARE							
	103,749.00	3,292.00	107,041.00	38,374.04	0.00	68,666.96	35.8%	
521700	RETIREMENT-HYBRID STABILIZ							
	33,718.00	1,759.00	35,477.00	17,433.39	0.00	18,043.61	49.1%	
530500	AUDIT SERVICES							
	11,000.00	0.00	11,000.00	7,200.00	3,800.00	0.00	100.0%	
530600	BANK CHARGES							
	1,197.00	0.00	1,197.00	340.75	0.00	856.25	28.5%	
530700	COMMUNICATION							
	5,510.00	101.00	5,611.00	5,610.48	0.00	0.52	100.0%	
532000	DUES AND MEMBERSHIPS							
	491.00	0.00	491.00	0.00	0.00	491.00	.0%	
532900	LAUNDRY SERVICE							
	75,000.00	0.00	75,000.00	15,245.75	59,754.25	0.00	100.0%	
533300	LICENSES							
	3,100.00	3,220.00	6,320.00	3,120.00	0.00	3,200.00	49.4%	

CLARKSVILLE-MONTGOMERY CO. SCHOOL SYSTEM



YTD BUDGET REPORT 12/31/2022 EXPENSES

ACCOUNTS FOR	ORIGINAL APPROP	TRANSFERS/ADJUSTS	REVISED BUDGET	YTD EXPENDED	ENCUMBRANCES	AVAILABLE BUDGET	USED%
533800 MAINT/REPAIR SRVCS- VEHICL	1,000.00	0.00	1,000.00	0.00	0.00	1,000.00	.0%
534900 PRINTING, STATIONERY AND F	1,000.00	0.00	1,000.00	0.00	0.00	1,000.00	.0%
535500 TRAVEL	12,055.00	0.00	12,055.00	9,715.77	0.00	2,339.23	80.6%
535900 GARBAGE DISPOSAL FEES	45,000.00	0.00	45,000.00	0.00	45,000.00	0.00	100.0%
539900 OTHER CONTRACTED SERVICES	719,000.00	0.00	719,000.00	319,196.02	58,674.50	341,129.48	52.6%
541800 EQUIPMENT AND MACHINERY PA	120,000.00	0.00	120,000.00	28,901.91	1,781.09	89,317.00	25.6%
542200 FOOD SUPPLIES	7,179,862.00	0.00	7,179,862.00	3,807,766.72	1,721,427.24	1,650,668.04	77.0%
542500 GASOLINE	12,000.00	9,000.00	21,000.00	8,876.31	0.00	12,123.69	42.3%
543300 LUBRICANTS	400.00	0.00	400.00	0.00	0.00	400.00	.0%
543500 OFFICE SUPPLIES	25,000.00	0.00	25,000.00	9,372.84	8,934.53	6,692.63	73.2%
545000 TIRES AND TUBES	1,800.00	0.00	1,800.00	0.00	0.00	1,800.00	.0%
545100 UNIFORMS	10,000.00	0.00	10,000.00	2,994.05	0.00	7,005.95	29.9%
545200 UTILITIES	797,671.00	22,000.00	819,671.00	364,298.20	0.00	455,372.80	44.4%
545300 VEHICLE PARTS	4,000.00	0.00	4,000.00	205.49	0.00	3,794.51	5.1%
546900 USDA - COMMODITIES	1,300,000.00	0.00	1,300,000.00	0.00	0.00	1,300,000.00	.0%
547100 SOFTWARE	40,915.00	0.00	40,915.00	38,636.00	235.00	2,044.00	95.0%
549900 OTHER SUPPLIES AND MATERIA	729,431.00	0.00	729,431.00	383,615.27	109,093.11	236,722.62	67.5%
551300 WORKER'S COMP INSURANCE	8,000.00	0.00	8,000.00	3,533.95	0.00	4,466.05	44.2%
552400 IN SERVICE/STAFF DEVELOPME	16,082.00	0.00	16,082.00	4,844.45	3,797.00	7,440.55	53.7%
559900 OTHER CHARGES	2,000.00	0.00	2,000.00	-116.84	0.00	2,116.84	-5.8%
570100 ADMINISTRATIVE EQUIPMENT	12,000.00	0.00	12,000.00	967.48	0.00	11,032.52	8.1%
571000 FOOD SERVICE EQUIPMENT	600,000.00	700,000.00	1,300,000.00	50,514.42	280,390.00	969,095.58	25.5%
TOTAL FOOD SERVICE	21,891,905.00	1,003,843.00	22,895,748.00	9,045,002.38	2,292,886.72	11,557,858.90	49.5%

CLARKSVILLE-MONTGOMERY CO. SCHOOL SYSTEM



YTD BUDGET REPORT 12/31/2022 EXPENSES

ACCOUNTS FOR	ORIGINAL APPROP.	TRANSFERS/ADJUSTS	REVISED BUDGET	YTD EXPENDED	ENCUMBRANCES	AVAILABLE BUDGET	USED
TOTAL CHILD NUTRITION	21,891,905.00	1,003,843.00	22,895,748.00	9,045,002.38	2,292,886.72	11,557,858.90	49.5%

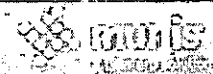
**Transportation Fund
Balance Sheet
For the Period Ending
December 31, 2022**

Assets:		
Cash on Deposit w/Trustee	7,515,249.86	
Accounts Receivable	28,614.98	
Due From Other Funds	238.15	
Property Taxes Receivable	2,040,057.93	
Less Allowance for Uncollected Property Taxes	<u>(59,857.05)</u>	
Total Assets		9,524,303.87
Estimated Revenues	19,273,664.00	
Less Revenues Rec'd to Date	<u>(10,330,160.05)</u>	
Estimated Revenues not Received		8,943,503.95
Total Debits		<u>18,467,807.82</u>
Liabilities:		
Accrued Payroll	-	
Accounts Payable	-	
Payroll Deductions	75,586.51	
Due to Other Funds	285.48	
Due to Primary Government	4,020.00	
Deferred Revenue	<u>1,969,588.36</u>	
Total Liabilities		2,049,480.35
Appropriations		
From Estimated Revenues	19,273,664.00	
From Estimated Reserves	<u>1,511,383.00</u>	
Total Appropriations		20,785,047.00
Less Expenditures	(8,119,637.34)	
Less Encumbrances	<u>(443,004.82)</u>	
Total Expenditures & Encumbrances		<u>(8,562,642.16)</u>
Unencumbered Budget Balance		12,222,404.84
Fund Balance & Reserves:		
Reserve for Encumbrances-Current Year	443,004.82	
Reserve for Encumbrances-Prior Year	48,663.51	
Nonspendable- Prepaid Items	-	
Committed - Support Services 6/30/22	5,215,637.30	
Less Appropriations	(1,511,383.00)	
Plus Adjustments	-	
Estimated Reserve 6/30/23		<u>3,704,254.30</u>
Total Fund Balance & Reserves		<u>4,195,922.63</u>
Total Credits		<u>18,467,807.82</u>

**Transportation Fund
Cash Reconciliation
December 31, 2022**

Cash on Deposit with Trustee	6,393,398.88	
Plus Receipts for Month	<u>3,268,337.55</u>	
Total Available Funds		9,661,736.43
Less Cash Disbursements:		
ACH Payments	(57.00)	
Warrants Issued	(1,157,013.78)	
Wire Transfers	(962,690.85)	
Trustee's Commission	<u>(27,361.77)</u>	
Total Cash Disbursements		(2,147,123.40)
Plus Voided Checks		<u>636.83</u>
Book Balance		7,515,249.86
Plus Outstanding Warrants		165,132.98
Plus Wire Transfers in Transit		-
Less Deposits In-Transit		-
Plus Adjustments Between Funds		<u>0.00</u>
Trustee's Report Balance		<u><u>7,680,382.84</u></u>

CLARKSVILLE-MONTGOMERY CO. SCHOOL SYSTEM



YTD BUDGET REPORT 12/31/2022 REVENUE

ACCOUNTS **GEORGIA** **44** **TRANSPORTATION FUND**
ESTIMATED REVENUE **ESTIMATED REVENUE** **REVISED ESTIMATED REVENUE** **ACTUAL YTD REVENUE** **REMAINING REVENUE** **% COLLECTED**

0000 NONCHARGE

40110 CURR PROP TAX						
1,966,800.00	0.00	1,966,800.00	1,593,613.36	373,186.64	81.0%	
40120 TRUSTEE'S COLLECTIONS-PRIO						
45,000.00	0.00	45,000.00	24,451.24	20,548.76	54.3%	
40125 TRUSTEE'S COLLECTIONS-BANK						
1,000.00	0.00	1,000.00	765.08	234.92	76.5%	
40130 CIRCUIT CLERK						
23,000.00	0.00	23,000.00	8,847.34	14,152.66	38.5%	
40140 INTEREST & PENALTY						
15,000.00	0.00	15,000.00	6,026.52	8,973.48	40.2%	
40162 PYMTS IN LIEU OF TAXES-LOC						
46,480.00	0.00	46,480.00	268.85	46,211.15	.6%	
40320 BANK EXCISE TAX						
9,000.00	0.00	9,000.00	0.00	9,000.00	.0%	
44130 SALE OF MATERIALS & SUPPLI						
2,000.00	0.00	2,000.00	1,533.29	466.71	76.7%	
44145 SALE OF RECYCLED MATERIALS						
1,000.00	0.00	1,000.00	0.00	1,000.00	.0%	
44170 MISCELLANEOUS REFUNDS						
22,000.00	0.00	22,000.00	8,301.09	13,698.91	37.7%	
44560 DAMAGES RECOVERED FROM IND						
1,000.00	0.00	1,000.00	260.00	740.00	26.0%	
46511 BASIC EDUCATION PROG						
15,810,247.00	0.00	15,810,247.00	7,905,123.50	7,905,123.50	50.0%	
TOTAL NON CHARGE	0.00	17,942,527.00	9,549,190.27	8,393,336.73	53.2%	

72000 SUPPORT SERVICES

44530 SALE OF EQUIPMENT					
40,000.00	0.00	40,000.00	0.00	40,000.00	.0%
47143 EDUCATION OF THE HANDICAPP					
1,291,137.00	0.00	1,291,137.00	780,969.78	510,167.22	60.5%
TOTAL SUPPORT SERVICES	0.00	1,331,137.00	780,969.78	550,167.22	58.7%
TOTAL TRANSPORTATION FUND	0.00	19,273,664.00	10,330,160.05	8,943,503.95	53.6%

CLARKSVILLE-MONTGOMERY CO. SCHOOL SYSTEM



YTD BUDGET REPORT 12/31/2022 EXPENSES

PERIOD 2022-2026

ACCOUNTS FOR 14 TRANSPORTATION FUND
 ORIGINAL APPROPRIATION TRANSFERS/ADJUSTS REVISED BUDGET YTD EXPENDED ENCUMBRANCES AVAILABLE BUDGET % USED

72510 BOARD OF EDUCATION

551000 TRUSTEE'S COMMISSION							
52,067.00	0.00	52,067.00	32,671.96	0.00	19,395.04	62.7%	
TOTAL BOARD OF EDUCATION							
52,067.00	0.00	52,067.00	32,671.96	0.00	19,395.04	62.7%	

72710 TRANSPORTATION

510500 SUPERVISOR/DIRECTOR						
235,204.00	5,880.00	241,084.00	117,601.98	0.00	123,482.02	48.8%
514000 SALARY SUPPLEMENTS						
569,235.00	802.00	570,037.00	158,264.07	0.00	411,772.93	27.8%
514200 MECHANIC(S)						
854,194.00	21,072.00	875,266.00	415,723.42	0.00	459,542.58	47.5%
514600 BUS DRIVERS						
6,239,947.00	164,298.00	6,404,245.00	2,576,441.76	0.00	3,827,803.24	40.2%
514800 DISPATCHERS/RADIO OPERATOR						
193,150.00	5,013.00	198,163.00	97,558.85	0.00	100,604.15	49.2%
516100 SECRETARY(S)						
227,258.00	5,539.00	232,797.00	95,691.83	0.00	137,105.17	41.1%
516800 TEMPORARY PERSONNEL						
267,021.00	11,999.00	279,020.00	75,349.52	0.00	203,670.48	27.0%
518700 OVERTIME PAY						
172,500.00	0.00	172,500.00	115,576.31	0.00	56,923.69	67.0%
518900 OTHER SALARIES & WAGES						
2,499,940.00	129,082.00	2,629,022.00	1,028,385.85	0.00	1,600,636.15	39.1%
520100 SOCIAL SECURITY						
676,943.00	21,309.00	698,252.00	272,428.43	0.00	425,823.57	39.0%
520400 STATE RETIREMENT						
1,290,127.00	34,394.00	1,324,521.00	495,234.80	0.00	829,286.20	37.4%
520600 LIFE INSURANCE						
15,957.00	0.00	15,957.00	4,021.51	0.00	11,935.49	25.2%
520700 MEDICAL INSURANCE						
2,275,639.00	0.00	2,275,639.00	942,525.17	0.00	1,333,113.83	41.4%
521200 EMPLOYER MEDICARE						
158,316.00	4,985.00	163,301.00	64,165.30	0.00	99,135.70	39.3%
521700 RETIREMENT-HYBRID STABILIZ						
44,810.00	2,180.00	46,990.00	29,367.12	0.00	17,622.88	62.5%

CLARKSVILLE-MONTGOMERY CO. SCHOOL SYSTEM



YTD BUDGET REPORT 12/31/2022 EXPENSES

ACCOUNTS	FOR	TRANSPORTATION FUND	REVIS	YTD	PERCENT	AVAIL	PERCENT
ORIGINAL	APPROP	STRANERS/ADDS	BUDGET	EXPENDE	BRANGE	BUDGET	USED
570800	COMMUNICATION EQUIPMENT						
	7,000.00	63,000.00	70,000.00	69,992.80	0.00	7.20	100.0%
572900	TRANSPORTATION EQUIPMENT						
	1,676,000.00	0.00	1,676,000.00	0.00	35,135.00	1,640,865.00	2.1%
	TOTAL TRANSPORTATION						
	20,264,586.00	468,394.00	20,732,980.00	8,086,965.38	443,004.82	12,203,009.80	41.1%
	TOTAL TRANSPORTATION FUND						
	20,316,653.00	468,394.00	20,785,047.00	8,119,637.34	443,004.82	12,222,404.84	41.2%

**Extended School Programs Fund
Balance Sheet
For the Period Ending
December 31, 2022**

Assets:		
Cash on Deposit w/Trustee	2,945,666.44	
Accounts Receivable	-	
Due From Other Governments	2,461.95	
Due from Other Funds	-	
	<hr/>	
Total Assets		2,948,128.39
Estimated Revenues		
Estimated Revenues	1,658,445.00	
Less Revenues Rec'd to Date	(665,257.01)	
Estimated Revenues not Received		<hr/> 993,187.99
Total Debits		<hr/> 3,941,316.38
Liabilities:		
Accounts Payable	-	
Payroll Deductions	9,380.36	
Due to Other Funds	-	
	<hr/>	
Total Liabilities		9,380.36
Appropriations		
From Estimated Revenues	1,658,445.00	
From Estimated Reserves	-	
Total Appropriations	<hr/> 1,658,445.00	
Less Expenditures	(666,099.26)	
Less Encumbrances	-	
Total Expenditures & Encumbrances	<hr/> (666,099.26)	
Unencumbered Budget Balance		992,345.74
Fund Balance & Reserves:		
Reserve for Encumbrances-Current Year	-	
Reserve for Encumbrances-Prior Year	-	
Committed for Education 6/30/22	2,939,590.28	
Less Appropriations	-	
Estimated Reserve 6/30/23	<hr/> 2,939,590.28	
Total Fund Balance & Reserves		<hr/> 2,939,590.28
Total Credits		<hr/> 3,941,316.38

**Extended School Programs Fund
Cash Reconciliation
December 31, 2022**

Cash on Deposit with Trustee	2,948,970.64	
Plus Receipts for Month	<u>-</u>	
Total Available Funds		2,948,970.64
Less Cash Disbursements:		
Warrants Issued	-	
Wire Transfers	(3,304.20)	
Trustee's Commission	<u>0.00</u>	
Total Cash Disbursements		(3,304.20)
Plus Voided Checks		<u>0.00</u>
Book Balance		2,945,666.44
Plus Outstanding Warrants		0.00
Plus Wire Transfers in Transit		-
Less Deposits In-Transit		0
Less Adjustments Between Funds		<u>-</u>
Trustee's Report Balance		<u><u>2,945,666.44</u></u>

CLARKSVILLE-MONTGOMERY CO. SCHOOL SYSTEM



YTD BUDGET REPORT 12/31/2022 REVENUE

FOR FISCAL YEAR 2022-2023

ACCOUNTS FOR 946 EXTENDED SCHOOLS PROGRAM
 ORIGINAL REV. ESTIM. REV. ADJ. REVISED ESTIM. REV. ACTUALS YTD REVENUE REMAINING REVENUE

INSTRUCTION

46590 OTHER STATE EDUCATION FUND						
1,260,416.00	0.00	1,260,416.00	523,287.13	737,128.87	41.5%	
47590 OTHER FEDERAL THROUGH STAT						
398,029.00	0.00	398,029.00	141,969.88	256,059.12	35.7%	
TOTAL INSTRUCTION						
1,658,445.00	0.00	1,658,445.00	665,257.01	993,187.99	40.1%	
TOTAL EXTENDED SCHOOL PROGRAM						
1,658,445.00	0.00	1,658,445.00	665,257.01	993,187.99	40.1%	

CLARKSVILLE-MONTGOMERY CO. SCHOOL SYSTEM



YTD BUDGET REPORT 12/31/2022 EXPENSES

ACCOUNTS FOR EXTENDED SCHOOL PROGRAM
 FOR ORIGINAL APPROPRIATION ADJUSTS. REVIEWED BUDGET YTD EXPENDED ENCUMBRANCE AVAILABLE BUDGET USED

7100 REGULAR INSTRUCTION PROGRAM

511600 TEACHERS							
938,000.00	0.00	938,000.00	426,225.00	0.00	511,775.00	45.4%	
516300 EDUCATIONAL ASSISTANTS							
117,600.00	0.00	117,600.00	62,131.25	0.00	55,468.75	52.8%	
520100 SOCIAL SECURITY							
65,448.00	0.00	65,448.00	30,091.09	0.00	35,356.91	46.0%	
520400 STATE RETIREMENT							
97,382.00	0.00	97,382.00	41,544.78	0.00	55,837.22	42.7%	
521200 EMPLOYER MEDICARE							
15,307.00	0.00	15,307.00	7,080.96	0.00	8,226.04	46.3%	
521700 RETIREMENT-HYBRID STABILIZ							
0.00	0.00	0.00	3,172.32	0.00	-3,172.32	100.0%	
542900 INSTRUCTIONAL SUPP & MATER							
3,966.00	0.00	3,966.00	0.00	0.00	3,966.00	.0%	
TOTAL REGULAR INSTRUCTION PROG	0.00	1,237,703.00	570,245.40	0.00	667,457.60	46.1%	

7120 HEALTH SERVICES

513100 MEDICAL PERSONNEL						
20,160.00	0.00	20,160.00	0.00	0.00	20,160.00	.0%
520100 SOCIAL SECURITY						
1,251.00	0.00	1,251.00	0.00	0.00	1,251.00	.0%
520400 STATE RETIREMENT						
2,722.00	0.00	2,722.00	0.00	0.00	2,722.00	.0%
521200 EMPLOYER MEDICARE						
293.00	0.00	293.00	0.00	0.00	293.00	.0%
TOTAL HEALTH SERVICES	0.00	24,426.00	0.00	0.00	24,426.00	.0%

7130 OTHER STUDENT SUPPORT

539900 OTHER CONTRACTED SERVICES						
33,922.00	0.00	33,922.00	8,750.00	0.00	25,172.00	25.8%
TOTAL OTHER STUDENT SUPPORT	0.00	33,922.00	8,750.00	0.00	25,172.00	25.8%

CLARKSVILLE-MONTGOMERY CO. SCHOOL SYSTEM



YTD BUDGET REPORT 12/31/2022 EXPENSES

BEFORE 2023 BUDGET

ACCOUNTS FOR 146 EXTENDED SCHOOL PROGRAMS
 ORIGINAL APPROPRIATE TRAINERS/ADVISORS REVISED BUDGETS YTD EXPENDED ENCUMBRANCES YTD AVAILABLE/BUDGET YTD USED

7210 OFFICE OF THE PRINCIPAL

516200 CLERICAL PERSONNEL							
18,000.00	0.00	18,000.00	5,025.00	0.00	12,975.00	27.0%	
520100 SOCIAL SECURITY							
1,117.00	0.00	1,117.00	311.54	0.00	805.46	27.0%	
520400 STATE RETIREMENT							
2,430.00	0.00	2,430.00	572.02	0.00	1,857.98	23.5%	
521200 EMPLOYER MEDICARE							
262.00	0.00	262.00	72.89	0.00	189.11	27.8%	
521700 RETIREMENT-HYBRID STABILIZ							
0.00	0.00	0.00	25.92	0.00	-25.92	100.0%	
TOTAL OFFICE OF THE PRINCIPAL							
21,809.00	0.00	21,809.00	6,007.37	0.00	15,801.63	27.5%	

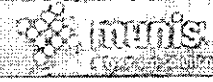
7260 OPERATION OF PLANT

516600 CUSTODIAL PERSONNEL						
23,800.00	0.00	23,800.00	0.00	0.00	23,800.00	.0%
520100 SOCIAL SECURITY						
1,476.00	0.00	1,476.00	0.00	0.00	1,476.00	.0%
520400 STATE RETIREMENT						
3,213.00	0.00	3,213.00	0.00	0.00	3,213.00	.0%
521200 EMPLOYER MEDICARE						
346.00	0.00	346.00	0.00	0.00	346.00	.0%
TOTAL OPERATION OF PLANT						
28,835.00	0.00	28,835.00	0.00	0.00	28,835.00	.0%

7270 TRANSPORTATION

514600 BUS DRIVERS						
68,400.00	0.00	68,400.00	60,018.75	0.00	8,381.25	87.7%
518900 OTHER SALARIES & WAGES						
14,400.00	0.00	14,400.00	0.00	0.00	14,400.00	.0%
520100 SOCIAL SECURITY						
5,134.00	0.00	5,134.00	3,721.15	0.00	1,412.85	72.5%

CLARKSVILLE-MONTGOMERY CO. SCHOOL SYSTEM



YTD BUDGET REPORT 12/31/2022 EXPENSES

FY 2023

ACCOUNTS FOR: 146 EXTENDED SCHOOL PROGRAM
 ORIGINAL APPROPRIATION TRANSFERS/ADJUSTS REVISED BUDGET YTD EXPENDED ENCUMBRANCES AVAILABLE BUDGET % USED

520400 STATE RETIREMENT							
11,178.00	0.00	11,178.00	6,057.27	0.00	5,120.73	54.2%	
521200 EMPLOYER MEDICARE							
1,201.00	0.00	1,201.00	870.33	0.00	330.67	72.5%	
521700 RETIREMENT-HYBRID STABILIZ							
0.00	0.00	0.00	447.25	0.00	-447.25	100.0%	
533800 MAINT/REPAIR SRVCS- VEHICL							
41,722.00	0.00	41,722.00	2,765.54	0.00	38,956.46	6.6%	
541200 DIESEL FUEL							
100,000.00	0.00	100,000.00	7,157.90	0.00	92,842.10	7.2%	
TOTAL TRANSPORTATION							
242,035.00	0.00	242,035.00	81,038.19	0.00	160,996.81	33.5%	
FOOD SERVICE							
516500 CAFETERIA PERSONNEL							
20,400.00	0.00	20,400.00	0.00	0.00	20,400.00	.0%	
520100 SOCIAL SECURITY							
1,265.00	0.00	1,265.00	0.00	0.00	1,265.00	.0%	
520400 STATE RETIREMENT							
2,754.00	0.00	2,754.00	0.00	0.00	2,754.00	.0%	
521200 EMPLOYER MEDICARE							
296.00	0.00	296.00	0.00	0.00	296.00	.0%	
542200 FOOD SUPPLIES							
45,000.00	0.00	45,000.00	58.30	0.00	44,941.70	.1%	
TOTAL FOOD SERVICE							
69,715.00	0.00	69,715.00	58.30	0.00	69,656.70	.1%	
TOTAL EXTENDED SCHOOL PROGRAM							
1,658,445.00	0.00	1,658,445.00	666,099.26	0.00	992,345.74	40.2%	

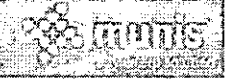
**Capital Projects Fund
Balance Sheet
For the Period Ending
December 31, 2022**

Assets:		
Cash on Deposit w/Trustee	13,733,576.47	
Accounts Receivable	-	
Due From Other Funds	-	
Due From Other Governments	-	
	<hr/>	
Total Assets		13,733,576.47
Estimated Revenues		
Estimated Revenues	82,641,010.00	
Less Revenues Rec'd to Date	(41,385,654.00)	
Estimated Revenues not Rec'd		<hr/> 41,255,356.00
Total Debits		<hr/> 54,988,932.47
Liabilities:		
Accounts Payable	4,971.96	
Due to Other Funds	-	
	<hr/>	
Total Liabilities		4,971.96
Appropriations		
From Estimated Revenues	82,641,010.00	
From Estimated Reserves	3,519,815.91	
Total Appropriations	<hr/> 86,160,825.91	
Less Expenditures	(31,176,925.40)	
Less Encumbrances	(44,428,876.97)	
Total Expenditures & Encumbrances	<hr/> (75,605,802.37)	
Unencumbered Budget Balance		10,555,023.54
Fund Balance & Reserves:		
Reserve for Encumbrances - Current Year	44,428,876.97	
Reserve for Encumbrances - Prior Year	-	
Restricted for Capital Projects 6/30/22	3,519,875.91	
Less Appropriations	(3,519,815.91)	
Less Adjustments	-	
Estimated Reserve 6/30/23	<hr/> 60.00	
Total Fund Balance & Reserves		<hr/> 44,428,936.97
Total Credits		<hr/> 54,988,932.47

Capital Projects Fund
Cash Reconciliation
December 31, 2022

Cash on Deposit with Trustee	841,165.28	
Plus Receipts for Month	<u>20,117,664.00</u>	
Total Available Funds		20,958,829.28
Less Cash Disbursements:		
Warrants Issued	(7,225,252.81)	
Wire Transfers	0.00	
Trustee's Commission	<u>0.00</u>	
Total Cash Disbursements		(7,225,252.81)
Plus Voided Warrants		<u>0.00</u>
Book Balance		13,733,576.47
Plus Outstanding Warrants		644,093.00
Plus Deposit in transit		-
Less Adjustments Between Funds		<u>0.00</u>
Trustee's Report Balance		<u><u>14,377,669.47</u></u>

CLARKSVILLE-MONTGOMERY CO. SCHOOL SYSTEM



YTD BUDGET REPORT 12/31/2022 REVENUE

FOR FISCAL YEAR 2022

ACCOUNTS FOR CAPITAL PROJECTS
 ORIGINAL BUDGET REVENUE BUDGET REVENUE BUDGET REVENUE ACTUALS YTD REVENUE REMAINING REVENUE COLLECTED

NONCHARGE						
48130 CONTRIBUTIONS	0.00	177,500.00	177,500.00	0.00	177,500.00	.0%
49100 BONDS PROCEEDS	0.00	82,463,510.00	82,463,510.00	41,385,654.00	41,077,856.00	50.2%
TOTAL NON CHARGE	0.00	82,641,010.00	82,641,010.00	41,385,654.00	41,255,356.00	50.1%
TOTAL EDUCATION CAPITAL PROJEC	0.00	82,641,010.00	82,641,010.00	41,385,654.00	41,255,356.00	50.1%

CLARKSVILLE-MONTGOMERY CO. SCHOOL SYSTEM



YTD BUDGET REPORT 12/31/2022 EXPENSES

FOR FISCAL YEAR 2023

ACCOUNTS FOR 577 EDUCATION CAPITAL PROJECTS

EDUCATION CAPITAL PROJECTS

ACCOUNTS FOR	ORIGINAL APPROP.	TRANSFERS/ADJUSTS	REVISED BUDGET	YTD EXPENDED	ENCUMBRANCES	AVAILABLE BUDGET	USED
530400 ARCHITECTS	0.00	2,133,054.17	2,133,054.17	781,735.00	1,259,312.00	92,007.17	95.7%
532100 ENGINEERING SERVICES	0.00	114,256.46	114,256.46	77,426.31	22,284.15	14,546.00	87.3%
570600 BUILDING CONSTRUCTION	0.00	70,232,038.13	70,232,038.13	27,879,062.00	41,873,729.85	479,246.28	99.3%
570700 BUILDING IMPROVEMENTS	0.00	3,308,805.52	3,308,805.52	109,476.58	136,518.00	3,062,810.94	7.4%
570900 DATA PROCESSING EQUIPMENT	0.00	2,164,137.30	2,164,137.30	1,045,255.03	116,282.38	1,002,599.89	53.7%
572000 PLANT OPERATION EQUIPMENT	0.00	6,210,430.69	6,210,430.69	835,091.07	970,711.59	4,404,628.03	29.1%
572400 SITE DEVELOPMENT	0.00	1,253,526.52	1,253,526.52	14,526.90	0.00	1,238,999.62	1.2%
579900 OTHER CAPITAL OUTLAY	0.00	744,577.12	744,577.12	434,352.51	50,039.00	260,185.61	65.1%
TOTAL EDUCATION CAPITAL PROJEC	0.00	86,160,825.91	86,160,825.91	31,176,925.40	44,428,876.97	10,555,023.54	87.7%
TOTAL EDUCATION CAPITAL PROJEC	0.00	86,160,825.91	86,160,825.91	31,176,925.40	44,428,876.97	10,555,023.54	87.7%

MONTGOMERY COUNTY GOVERNMENT, TN



YEAR-TO-DATE BUDGET REPORT

FOR 2023 08

JOURNAL DETAIL 2023 1 TO 2023 8

	ORIGINAL APPROP.	REVISED BUDGET	YTD EXPENDED	ATO EXPENDED	COMMITMENTS	AVAILABLE BUDGET	PCT USED
--	------------------	----------------	--------------	--------------	-------------	------------------	----------

MONTGOMERY COUNTY GENERAL

40110 CURRENT PROPERTY TAX	-67,848,000	-67,848,000	-42,634,693.73	.00	.00	-25,213,306.27	62.8%
40120 TRUSTEE'S COLLECTIONS - PYR	-1,000,000	-1,000,000	-519,223.43	46,505.85	.00	-480,776.57	51.9%
40125 TRUSTEE COLLECTIONS - BANKRUP	-30,000	-30,000	-25,499.31	.00	.00	-4,500.69	85.0%
40130 CIRCUIT/CHANCERY COLLECT-PYR	-500,000	-500,000	-232,261.18	.00	.00	-267,738.82	46.5%
40140 INTEREST & PENALTY	-300,000	-300,000	-158,824.37	.00	.00	-141,175.63	52.9%
40161 PMTS IN LIEU OF TAXES - T.V.A	-763	-763	-762.74	.00	.00	-.26	100.0%
40162 PMTS IN LIEU OF TAXES -UTILIT	-1,415,000	-1,415,000	-1,056,654.94	-138,777.84	.00	-358,345.06	74.7%
40163 PMTS IN LIEU OF TAXES - OTHER	-915,327	-915,327	-841,485.00	-703,244.00	.00	-73,842.00	91.9%
40220 HOTEL/MOTEL TAX	-2,200,000	-2,200,000	-1,381,558.52	.00	.00	-818,441.48	62.8%
40250 LITIGATION TAX - GENERAL	-410,000	-410,000	-226,404.14	-30,406.41	.00	-183,595.86	55.2%
40260 LITIGATION TAX-SPECIAL PURPOS	-80,000	-80,000	-44,380.00	-5,822.08	.00	-35,620.00	55.5%
40270 BUSINESS TAX	-1,600,000	-1,600,000	-414,753.54	-134,459.10	.00	-1,185,246.46	25.9%
40320 BANK EXCISE TAX	-400,000	-400,000	.00	.00	.00	-400,000.00	0.0%
40330 WHOLESALE BEER TAX	-400,000	-400,000	-247,461.71	-28,769.72	.00	-152,538.29	61.9%
41120 ANIMAL REGISTRATION	-195,000	-195,000	-130,847.40	195.00	.00	-64,152.60	67.1%
41130 ANIMAL VACCINATION	-10,000	-10,000	-7,548.00	663.00	.00	-2,452.00	75.5%
41140 CABLE TV FRANCHISE	-275,000	-275,000	-208,024.06	-59,152.16	.00	-66,975.94	75.6%
41520 BUILDING PERMITS	-1,000,000	-1,000,000	-784,816.93	-74,496.20	.00	-215,183.07	78.5%
41540 PLUMBING PERMITS	-20,000	-20,000	-26,250.00	-5,000.00	.00	6,250.00	131.3%
41590 OTHER PERMITS	-375,000	-375,000	-214,180.75	-23,612.00	.00	-160,819.25	57.1%
42110 FINES	-14,000	-14,000	-6,939.76	-356.25	.00	-7,060.24	49.6%
42120 OFFICERS COSTS	-22,000	-22,000	-10,644.02	-1,460.15	.00	-11,355.98	48.4%
42141 DRUG COURT FEES	-1,600	-1,600	-944.06	-202.59	.00	-655.94	59.0%
42142 VETERANS TREATMENT COURT FEES	-1,800	-1,800	-518.45	-126.82	.00	-1,281.55	28.8%
42190 DATA ENTRY FEES -CIRCUIT COUR	-9,000	-9,000	-6,156.83	-837.83	.00	-2,843.17	68.4%
42191 COURTROOM SECURITY - CIRCUIT	-7,500	-7,500	-4,780.33	-650.77	.00	-2,719.67	63.7%
42192 CIRCUIT COURT VICTIMS ASSESS	-3,525	-3,525	-2,488.77	-241.30	.00	-1,036.23	70.6%
42310 FINES	-135,000	-135,000	-84,271.75	-5,324.16	.00	-50,728.25	62.4%
42311 FINES - LITTERING	-250	-250	-400.35	-20.35	.00	150.35	160.1%
42320 OFFICERS COSTS	-225,000	-225,000	-146,338.03	-18,661.65	.00	-78,661.97	65.0%
42330 GAME & FISH FINES	-500	-500	-313.86	-48.37	.00	-186.14	62.8%
42341 DRUG COURT FEES	-20,000	-20,000	-13,737.05	-1,911.52	.00	-6,262.95	68.7%
42342 VETERANS TREATMENT COURT FEES	-14,250	-14,250	-9,386.66	-1,297.41	.00	-4,863.34	65.9%
42350 JAIL FEES GENERAL SESSIONS	-200,000	-200,000	-171,464.16	-20,624.93	.00	-28,535.84	85.7%
42380 DUI TREATMENT FINES	-20,000	-20,000	-10,247.44	-1,233.57	.00	-9,752.56	51.2%
42390 DATA ENTRY FEE-GENERAL SESS	-63,000	-63,000	-31,809.49	-4,222.50	.00	-31,190.51	50.5%
42392 GEN SESSIONS VICTIM ASSESSMNT	-50,000	-50,000	-30,738.83	-4,821.74	.00	-19,261.17	61.5%
42410 FINES	-1,700	-1,700	-498.75	-14.25	.00	-1,201.25	29.3%
42420 OFFICERS COSTS	-15,000	-15,000	-10,306.54	-1,618.95	.00	-4,693.46	68.7%
42450 JAIL FEES	-63,000	-63,000	-13,783.05	-2,047.53	.00	-49,216.95	21.9%

MONTGOMERY COUNTY GOVERNMENT, TN



YEAR-TO-DATE BUDGET REPORT

FOR 2023 08

JOURNAL DETAIL 2023 1 TO 2023 8

	ORIGINAL APPROP.	REVISED BUDGET	YTD EXPENDED	MTD EXPENDED	ENCUMBRANCES	AVAILABLE BUDGET	PGT USED
42490 DATA ENTRY FEE-JUVENILE COURT	-10,250	-10,250	-3,969.02	-656.00	.00	-6,280.98	38.7%
42520 OFFICERS COSTS	-35,000	-35,000	-19,046.50	-2,027.00	.00	-15,953.50	54.4%
42530 DATA ENTRY FEE -CHANCERY COUR	-5,000	-5,000	-2,824.00	-300.00	.00	-2,176.00	56.5%
42610 FINES	-1,000	-1,000	-522.02	-95.00	.00	-477.98	52.2%
42641 DRUG COURT FEES	-30,000	-30,000	-36,654.00	-4,719.00	.00	6,654.00	122.2%
42910 PROCEEDS -CONFISCATED PROPERTY	-3,000	-3,525	-525.00	.00	.00	-3,000.00	14.9%
42990 OTHER FINES/FORFEITS/PENALTIE	-18,300	-18,300	-4,753.62	-677.50	.00	-13,546.38	26.0%
43120 PATIENT CHARGES	-6,900,000	-6,900,000	-4,582,695.60	-584,272.02	.00	-2,317,304.40	66.4%
43140 ZONING STUDIES	-4,500	-4,500	-2,500.00	-500.00	.00	-2,000.00	55.6%
43190 OTHER GENERAL SERVICE CHARGES	-55,000	-55,000	-46,204.63	-5,379.63	.00	-8,795.37	84.0%
43340 RECREATION FEES	-17,000	-17,000	-63,870.01	-7,975.00	.00	46,870.01	375.7%
43350 COPY FEES	-9,200	-9,200	-7,522.42	-1,179.80	.00	-1,677.58	81.8%
43365 ARCHIVE & RECORD MANAGEMENT	-475,500	-475,500	-268,573.33	-35,220.84	.00	-206,926.67	56.5%
43366 GREENBELT LATE APPLICATION FE	0	0	-250.00	.00	.00	250.00	100.0%
43370 TELEPHONE COMMISSIONS	-387,000	-387,000	-234,660.26	-34,835.35	.00	-152,339.74	60.6%
43380 VENDING MACHINE COLLECTIONS	-68,000	-68,000	-40,730.29	-5,725.40	.00	-27,269.71	59.9%
43383 TITLING AND REGISTRATION	0	0	-112,441.00	-15,132.00	.00	112,441.00	100.0%
43392 DATA PROCESSING FEES -REGISTE	-80,000	-80,000	-48,598.00	-5,316.00	.00	-31,402.00	60.7%
43393 PROBATION FEES	-27,000	-27,000	-3,783.00	-165.00	.00	-23,217.00	14.0%
43394 DATA PROCESSING FEES - SHERIF	-30,000	-30,000	-17,204.99	-2,675.00	.00	-12,795.01	57.3%
43395 SEXUAL OFFENDER FEE - SHERIFF	-18,000	-18,000	-5,700.00	-1,500.00	.00	-12,300.00	31.7%
43396 DATA PROCESSING FEE-COUNTY CL	-30,000	-30,000	-9,051.00	-985.00	.00	-20,949.00	30.2%
43990 OTHER CHARGES FOR SERVICES	-4,200	-4,200	-9,929.00	-363.00	.00	5,729.00	236.4%
44110 INTEREST EARNED	-100,000	-100,000	583,745.63	-755,083.07	.00	-683,745.63	-583.7%
44120 LEASE/RENTALS	-594,458	-594,458	-227,776.50	-7,675.00	.00	-366,681.50	38.3%
44140 SALE OF MAPS	-3,000	-3,000	.00	.00	.00	-3,000.00	.0%
44170 MISCELLANEOUS REFUNDS	-341,804	-341,804	-193,528.66	-12,948.59	.00	-148,275.34	56.6%
44530 SALE OF EQUIPMENT	-5,000	-27,305	-61,100.00	.00	.00	33,795.00	223.8%
44570 CONTRIBUTIONS & GIFTS	0	0	-3,000.00	.00	.00	3,000.00	100.0%
44990 OTHER LOCAL REVENUES	-456,355	-460,855	-379,607.28	-33,540.31	.00	-81,247.72	82.4%
45510 COUNTY CLERK	-2,100,000	-2,100,000	-1,213,176.49	-165,247.58	.00	-886,823.51	57.8%
45520 CIRCUIT COURT CLERK	-680,000	-680,000	-426,495.12	-59,645.29	.00	-253,504.88	62.7%
45540 GENERAL SESSIONS COURT CLERK	-1,700,000	-1,700,000	-1,072,915.68	-145,590.28	.00	-627,084.32	63.1%
45550 CLERK & MASTER	-425,000	-425,000	-246,880.24	-25,830.20	.00	-178,119.76	58.1%
45560 JUVENILE COURT CLERK	-200,000	-200,000	-118,677.19	-21,515.86	.00	-81,322.81	59.3%
45580 REGISTER	-1,000,000	-1,000,000	-908,812.78	-94,921.75	.00	-91,187.22	90.9%
45590 SHERIFF	-70,000	-70,000	-59,330.27	-14,139.80	.00	-10,669.73	84.8%
45610 TRUSTEE	-4,000,000	-4,000,000	-3,015,137.41	-354,154.14	.00	-984,862.59	75.4%
46110 JUVENILE SERVICES PROGRAM	-580,011	-580,011	-378,124.86	-122,294.02	.00	-201,886.14	65.2%
46210 LAW ENFORCEMENT TRAINING PROG	-65,400	-75,400	.00	.00	.00	-75,400.00	.0%
46290 OTHER PUB SAFETY GRANT	0	-1,700	-1,700.00	.00	.00	.00	100.0%
46390 OTHER HEALTH & WELFARE GRANT	-130,000	-143,000	-50,208.46	.00	.00	-92,791.54	35.1%
46430 LITTER PROGRAM	-91,300	-91,300	-20,206.50	-9,911.34	.00	-71,093.50	22.1%
46490 OTHER PUBLIC SAFETY GRANTS	0	-23,380	.00	.00	.00	-23,380.00	.0%

MONTGOMERY COUNTY GOVERNMENT, TN



YEAR-TO-DATE BUDGET REPORT

FOR 2023 08

JOURNAL DETAIL 2023 1 TO 2023 8

	ORIGINAL APPROP.	REVISED BUDGET	YTD EXPENDED	MTD EXPENDED	ENCUMBRANCES	AVAILABE BUDGET	PCT USED
46810 FLOOD CONTROL	-500	-500	-3,536.25	.00	.00	3,036.25	707.3%
46830 BEER TAX	-18,000	-18,000	-10,442.57	.00	.00	-7,557.43	58.0%
46835 VEHICLE CERTIFICATE OF TITLE	-27,000	-27,000	-15,468.60	-1,905.70	.00	-11,531.40	57.3%
46840 ALCOHOLIC BEVERAGE TAX	-250,000	-250,000	-310,412.76	-109,336.78	.00	60,412.76	124.2%
46851 STATE REVENUE SHARING - T.V.A	-1,828,069	-1,828,069	-1,080,834.28	.00	.00	-747,234.72	59.1%
46852 REVENUE SHARING - TELECOM	-200,000	-200,000	-150,467.69	-19,781.73	.00	-49,532.31	75.2%
46855 SHARED SPRTS GAMING PRIVILEGE	0	0	-61,067.22	-29,436.18	.00	61,067.22	100.0%
46890 PRISONER TRANSPORTATION	-15,000	-15,000	-6,907.43	-1,817.59	.00	-8,092.57	46.0%
46915 CONTRACTED PRISONER BOARDING	-260,000	-260,000	-324,638.00	-44,485.00	.00	64,638.00	124.9%
46960 REGISTRAR'S SALARY SUPPLEMENT	-15,164	-15,164	-7,582.00	.00	.00	-7,582.00	50.0%
46980 OTHER STATE GRANTS	-3,458,402	-4,889,502	-1,386,774.22	-438,494.02	.00	-3,502,727.78	28.4%
46990 OTHER STATE REVENUES	-35,000	-88,561	-354,352.70	-4,957.65	.00	265,791.70	400.1%
47235 HOMELAND SECURITY GRANTS	-74,350	-215,089	-9,198.05	.00	.00	-205,890.95	4.3%
47590 OTHER FEDERAL THROUGH STATE	-54,638	-242,464	-59,496.26	-10,311.01	.00	-182,967.74	24.5%
47700 ASSET FORFEITURE FUNDS	-292,000	-292,000	-256,079.94	-625.90	.00	-35,920.06	87.7%
47990 OTHER DIRECT FEDERAL REVENUE	-2,000	-570,000	-247,905.80	-89,475.00	.00	-322,094.20	43.5%
48130 CONTRIBUTIONS	-267,973	-280,873	-110,763.29	-47,383.54	.00	-170,109.71	39.4%
48140 CONTRACTED SERVICES	-264,000	-264,000	-168,485.65	-24,175.52	.00	-95,514.35	63.8%
48610 DONATIONS	-4,110	-54,110	-131,843.57	-2,012.00	.00	77,733.57	243.7%
49700 INSURANCE RECOVERY	0	-118,903	-149,957.75	-34,001.67	.00	31,054.75	126.1%
49800 OPERATING TRANSFERS	-130,534	-140,534	-54,734.08	.00	.00	-85,799.92	38.9%
TOTAL COUNTY GENERAL	-107,788,233	-110,436,672	-67,927,285.54	-4,612,493.36	.00	-42,509,386.46	61.5%

GENERAL ROADS

40110 CURRENT PROPERTY TAX	-6,168,000	-6,168,000	-3,876,439.35	.00	.00	-2,291,560.65	62.8%
40120 TRUSTEE'S COLLECTIONS - PYR	-108,000	-108,000	-47,057.72	.00	.00	-60,942.28	43.6%
40125 TRUSTEE COLLECTIONS - BANKRUP	-3,000	-3,000	-2,318.03	.00	.00	-681.97	77.3%
40130 CIRCUIT/CHANCERY COLLECT-PYR	-50,000	-50,000	-21,114.66	.00	.00	-28,885.34	42.2%
40140 INTEREST & PENALTY	-41,325	-41,325	-14,379.46	.00	.00	-26,945.54	34.8%
40270 BUSINESS TAX	-120,000	-120,000	-35,754.62	-11,591.30	.00	-84,245.38	29.8%
40280 MINERAL SEVERANCE TAX	-284,440	-284,440	-191,541.52	.00	.00	-92,898.48	67.3%
40320 BANK EXCISE TAX	-28,143	-28,143	.00	.00	.00	-28,143.00	.0%
44170 MISCELLANEOUS REFUNDS	-20,000	-20,000	-12,958.17	-385.00	.00	-7,041.83	64.8%
44530 SALE OF EQUIPMENT	0	0	-73,493.00	-270.00	.00	73,493.00	100.0%
46410 BRIDGE PROGRAM	-350,000	-1,447,645	-1,143,496.65	.00	.00	-304,148.35	79.0%
46420 STATE AID PROGRAM	-400,000	-400,000	.00	.00	.00	-400,000.00	.0%
46920 GASOLINE & MOTOR FUEL TAX	-3,912,000	-3,912,000	-2,729,297.01	-382,144.18	.00	-1,182,702.99	69.8%
46930 PETROLEUM SPECIAL TAX	-124,345	-124,345	-85,058.11	-12,151.14	.00	-39,286.89	68.4%
46980 OTHER STATE GRANTS	0	-280,000	-516.65	.00	.00	-279,483.35	.2%
47230 DISASTER RELIEF	0	0	-4,649.85	.00	.00	4,649.85	100.0%

MONTGOMERY COUNTY GOVERNMENT, TN



YEAR-TO-DATE BUDGET REPORT

FOR 2023 08

JOURNAL DETAIL 2023 1 TO 2023 8

	ORIGINAL APPROVAL	REVISED BUDGET	YTD. EXPENDED	MTD. EXPENDED	ENGUMBRANCES	AVAILABLE BUDGET	PCT USED
49700 INSURANCE RECOVERY	-3,000	-3,000	-54,222.73	-9,227.40	.00	51,222.73	1807.4%
TOTAL GENERAL ROADS	-11,612,253	-12,989,898	-8,292,297.53	-415,769.02	.00	-4,697,600.47	63.8%
1451 DEBT SERVICE							
40110 CURRENT PROPERTY TAX	-38,550,000	-38,550,000	-24,227,760.86	.00	.00	-14,322,239.14	62.8%
40120 TRUSTEE'S COLLECTIONS - PYR	-650,000	-650,000	-312,792.15	.00	.00	-337,207.85	48.1%
40125 TRUSTEE COLLECTIONS - BANKRUP	-20,000	-20,000	-14,488.15	.00	.00	-5,511.85	72.4%
40130 CIRCUIT/CHANCERY COLLECT-PYR	-250,000	-250,000	-131,966.57	.00	.00	-118,033.43	52.8%
40140 INTEREST & PENALTY	-200,000	-200,000	-92,511.05	.00	.00	-107,488.95	46.3%
40163 PMTS IN LIEU OF TAXES - OTHER	-640,933	-640,933	-255,354.00	-255,354.00	.00	-385,579.00	39.8%
40210 LOCAL OPTION SALES TAX	-225,000	-225,000	-435,389.26	-69,722.60	.00	210,389.26	193.5%
40250 LITIGATION TAX - GENERAL	-250,000	-250,000	-208,995.76	-27,246.75	.00	-41,004.24	83.6%
40266 LITIGATION TAX-JAIL/WH/CH	-300,000	-300,000	-224,960.80	-29,148.86	.00	-75,039.20	75.0%
40270 BUSINESS TAX	-120,000	-120,000	-35,754.62	-11,591.30	.00	-84,245.38	29.8%
40285 ADEQUATE FACILITIES TAX	-2,300,000	-2,300,000	-1,610,000.00	-282,500.00	.00	-690,000.00	70.0%
40320 BANK EXCISE TAX	-175,000	-175,000	.00	.00	.00	-175,000.00	.0%
44110 INTEREST EARNED	-500,000	-500,000	-1,243,889.76	-398,587.30	.00	743,889.76	248.8%
44990 OTHER LOCAL REVENUES	-196,324	-196,324	.00	.00	.00	-196,324.00	.0%
49800 OPERATING TRANSFERS	-6,432,721	-6,432,721	-7,125.00	.00	.00	-6,425,596.00	.1%
TOTAL DEBT SERVICE	-50,809,978	-50,809,978	-28,800,987.98	-1,074,150.81	.00	-22,008,990.02	56.7%
1471 CAPITAL PROJECTS							
40110 CURRENT PROPERTY TAX	-10,280,000	-10,280,000	-6,460,707.77	.00	.00	-3,819,292.23	62.8%
40120 TRUSTEE'S COLLECTIONS - PYR	-150,000	-150,000	-77,774.40	.00	.00	-72,225.60	51.8%
40125 TRUSTEE COLLECTIONS - BANKRUP	-4,500	-4,500	-3,863.55	.00	.00	-636.45	85.9%
40130 CIRCUIT/CHANCERY COLLECT-PYR	-45,000	-45,000	-35,191.09	.00	.00	-9,808.91	78.2%
40140 INTEREST & PENALTY	-40,000	-40,000	-22,883.63	.00	.00	-17,116.37	57.2%
40220 HOTEL/MOTEL TAX	-1,750,000	-1,750,000	-1,381,560.00	.00	.00	-368,440.00	78.9%
40240 WHEEL TAX	-5,000,000	-5,000,000	-4,426,983.83	-561,806.87	.00	-573,016.17	88.5%
40320 BANK EXCISE TAX	-50,000	-50,000	.00	.00	.00	-50,000.00	.0%
44110 INTEREST EARNED	-5,000	-5,000	-2,135,173.01	-383,905.25	.00	2,130,173.01	*****%
44170 MISCELLANEOUS REFUNDS	0	0	-69,000.00	.00	.00	69,000.00	100.0%
46980 OTHER STATE GRANTS	-500,000	-14,500,000	-14,000,000.00	.00	.00	-500,000.00	96.6%
47590 OTHER FEDERAL THROUGH STATE	0	0	-1,260.52	.00	.00	1,260.52	100.0%
48130 CONTRIBUTIONS	-1,000,000	-1,000,000	-735,000.00	.00	.00	-265,000.00	73.5%
48610 DONATIONS	0	0	-450.00	.00	.00	450.00	100.0%

MONTGOMERY COUNTY GOVERNMENT, TN



YEAR-TO-DATE BUDGET REPORT


FOR 2023 08

JOURNAL DETAIL 2023 1 TO 2023 8

	ORIGINAL APPROP.	REVISED BUDGET	YTD EXPENDED	MTD EXPENDED	ENCUMBRANCES	AVAILABLE BUDGET	PCT USED
49100 BOND PROCEEDS	-20,500,000	-20,500,000	-29,000,000.00	.00	.00	8,500,000.00	141.5%
49410 PREMIUM ON DEBT SOLD	0	0	-2,372,737.95	.00	.00	2,372,737.95	100.0%
49800 OPERATING TRANSFERS	-10,415,000	-10,415,000	.00	.00	.00	-10,415,000.00	.0%
TOTAL CAPITAL PROJECTS	-49,739,500	-63,739,500	-60,722,585.75	-945,712.12	.00	-3,016,914.25	95.3%
WORKER'S COMPENSATION							
44170 MISCELLANEOUS REFUNDS	0	0	-760.64	.00	.00	760.64	100.0%
49800 OPERATING TRANSFERS	-787,100	-787,100	-787,111.00	.00	.00	11.00	100.0%
TOTAL WORKER'S COMPENSATION	-787,100	-787,100	-787,871.64	.00	.00	771.64	100.1%
GRAND TOTAL	-220,737,064	-238,763,148	-166,531,028.44	-7,048,125.31	.00	-72,232,119.56	69.7%

** END OF REPORT - Generated by Mariel Lopez-Gonzalez **

MONTGOMERY COUNTY GOVERNMENT, TN



YEAR-TO-DATE BUDGET REPORT

FOR 2023 08

JOURNAL DETAIL 2023 1 TO 2023 8

	ORIGINAL APPROP.	REVISED BUDGET	YTD. EXPENDED	MTD. EXPENDED	COMMITMENTS	AVAILABLE BUDGET	PGT USED
1001 COUNTY GENERAL							
51100 COUNTY COMMISSION	418,036	419,166	191,690.46	19,489.06	15,987.12	211,488.42	49.5%
51210 BOARD OF EQUALIZATION	11,128	11,128	484.44	.00	.00	10,643.56	4.4%
51220 BEER BOARD	5,693	5,693	1,020.97	.00	.00	4,672.03	17.9%
51240 OTHER BOARDS & COMMITTEES	6,890	6,890	2,794.08	537.22	.00	4,095.92	40.6%
51300 COUNTY MAYOR	647,891	648,012	421,501.66	48,184.83	14,529.57	211,980.49	67.3%
51310 HUMAN RESOURCES	1,264,303	1,444,256	706,496.36	116,208.59	184,608.08	553,151.84	61.7%
51400 COUNTY ATTORNEY	250,000	261,737	81,938.97	.00	.00	179,797.80	31.3%
51500 ELECTION COMMISSION	927,846	2,178,973	626,464.39	60,107.31	10,680.92	1,541,827.79	29.2%
51600 REGISTER OF DEEDS	635,906	669,771	436,742.16	78,431.07	17,664.38	215,364.46	67.8%
51720 PLANNING	459,283	459,283	337,672.77	.00	.00	121,610.23	73.5%
51730 BUILDING	629,014	629,929	405,110.95	47,846.86	2,519.98	222,298.15	64.7%
51750 CODES COMPLIANCE	1,247,986	1,248,082	838,636.93	102,488.04	3,026.71	406,417.95	67.4%
51760 GEOGRAPHICAL INFO SYSTEMS	295,215	455,215	221,382.20	27,500.00	161,413.08	72,419.72	84.1%
51800 COUNTY BUILDINGS	474,940	481,095	315,530.73	38,181.66	19,327.51	146,236.51	69.6%
51810 FACILITIES	3,475,503	3,689,642	2,543,511.44	350,476.49	380,672.82	765,458.01	79.3%
51900 OTHER GENERAL ADMINISTRATION	1,350,923	1,363,151	829,404.60	102,720.71	581.70	533,164.22	60.9%
51910 ARCHIVES	506,377	541,105	295,236.37	31,533.46	2,382.47	243,486.28	55.0%
52100 ACCOUNTS & BUDGETS	945,254	960,804	561,180.66	62,045.72	3,696.38	395,926.96	58.8%
52200 PURCHASING	385,038	409,386	290,734.89	33,967.08	10,867.89	107,783.65	73.7%
52300 PROPERTY ASSESSOR'S OFFICE	2,252,979	2,509,328	1,319,455.11	188,943.57	305,027.35	884,845.28	64.7%
52400 COUNTY TRUSTEES OFFICE	922,890	928,771	553,141.26	68,507.96	25,168.21	350,461.90	62.3%
52500 COUNTY CLERK'S OFFICE	3,549,121	3,551,599	2,271,669.65	275,810.51	23,889.58	1,256,039.95	64.6%
52600 INFORMATION SYSTEMS	4,305,901	4,503,711	2,917,780.98	214,734.72	413,975.44	1,171,954.48	74.0%
52900 OTHER FINANCE	61,300	71,849	20,473.14	32.40	682.72	50,692.66	29.4%
53100 CIRCUIT COURT	4,266,976	4,270,348	2,760,823.92	347,399.15	14,251.05	1,495,273.13	65.0%
53300 GENERAL SESSIONS COURT	693,100	693,100	443,118.03	60,980.04	.00	249,981.97	63.9%
53330 DRUG COURT	70,000	71,041	37,180.94	9,707.25	6,232.71	27,627.29	61.1%
53400 CHANCERY COURT	807,284	850,475	565,563.18	78,319.35	5,768.87	279,143.03	67.2%
53500 JUVENILE COURT	1,709,428	1,815,069	1,157,617.68	148,432.36	191,500.74	465,950.36	74.3%
53600 DISTRICT ATTORNEY GENERAL	84,750	91,775	43,600.36	5,258.05	11,903.60	36,271.04	60.5%
53610 OFFICE OF PUBLIC DEFENDER	7,313	7,313	7,238.58	19.04	.00	74.42	99.0%
53700 JUDICIAL COMMISSIONERS	332,750	332,894	209,438.69	24,586.20	1,067.31	122,388.22	63.2%
53800 VETERANS' TREATMENT COURT	430,610	443,610	297,572.59	40,356.35	36,018.90	110,018.51	75.2%
53900 OTHER ADMINISTRATION/ JUSTICE	530,827	533,107	323,781.44	96,017.76	.00	209,325.56	60.7%
53910 ADULT PROBATION SERVICES	1,327,371	1,340,800	652,604.34	95,008.65	23,132.96	665,063.16	50.4%
54110 SHERIFF'S DEPARTMENT	16,286,048	17,510,003	11,441,784.77	1,693,558.21	823,474.89	5,244,743.51	70.0%
54120 SPECIAL PATROLS	4,308,449	4,416,545	2,971,920.02	364,800.79	27,074.59	1,417,550.39	67.9%
54150 DRUG ENFORCEMENT	70,000	70,166	.00	.00	44,979.95	25,186.35	64.1%
54160 SEXUAL OFFENDER REGISTRY	14,000	14,000	2,971.92	433.48	.00	11,028.08	21.2%
54210 JAIL	16,987,635	18,199,349	10,744,733.88	1,051,657.87	1,756,693.21	5,697,921.64	68.7%

MONTGOMERY COUNTY GOVERNMENT, TN



YEAR-TO-DATE BUDGET REPORT

FOR 2023 08

JOURNAL DETAIL 2023 1 TO 2023 8

	ORIGINAL APPROP	REVISED BUDGET	YTD EXPENDED	MTD EXPENDED	ENCUMBRANCES	AVAILABLE BUDGET	PGT USED
54220 WORKHOUSE	2,149,936	2,164,284	1,127,503.48	108,424.14	203,869.98	832,910.21	61.5%
54230 COMMUNITY CORRECTIONS	650,417	655,873	419,268.39	52,689.63	32,712.79	203,891.40	68.9%
54240 JUVENILE SERVICES	320,523	320,881	227,912.15	27,735.96	975.16	91,994.05	71.3%
54310 FIRE PREVENTION & CONTROL	632,489	681,122	271,723.58	30,121.40	48,884.08	360,514.60	47.1%
54410 EMERGENCY MANAGEMENT	626,327	627,293	415,477.41	49,199.97	1,464.53	210,350.56	66.5%
54490 OTHER EMERGENCY MANAGEMENT	0	131,541	20,835.00	19,995.00	25,934.94	84,771.06	35.6%
54610 COUNTY CORONER / MED EXAMINER	510,000	510,000	231,620.00	46,530.00	11,350.00	267,030.00	47.6%
55110 HEALTH DEPARTMENT	282,720	283,363	113,842.30	15,171.39	778.90	168,741.80	40.5%
55120 RABIES & ANIMAL CONTROL	1,708,311	1,782,524	1,053,453.48	127,565.73	102,556.64	626,514.25	64.9%
55130 AMBULANCE SERVICE	15,518,661	15,535,503	9,979,032.93	1,129,400.39	394,197.14	5,162,273.14	66.8%
55190 OTHER LOCAL HLTH SRVCS (WIC)	2,983,472	3,093,700	1,447,495.63	161,000.34	.00	1,646,204.37	46.8%
55390 APPROPRIATION TO STATE	156,123	156,123	.00	.00	.00	156,123.00	.0%
55590 OTHER LOCAL WELFARE SERVICES	20,825	20,825	7,400.00	1,500.00	.00	13,425.00	35.5%
55900 OTHER PUBLIC HEALTH & WELFARE	25,000	25,000	.00	.00	.00	25,000.00	.0%
56500 LIBRARIES	2,181,380	2,271,380	1,090,690.00	.00	.00	1,180,690.00	48.0%
56700 PARKS & FAIR BOARDS	3,023,367	3,138,140	1,623,343.24	233,432.25	308,794.47	1,206,002.27	61.6%
56900 OTHER SOCIAL, CULTURAL & REC	9,688	9,748	2,290.62	337.66	277.16	7,180.22	26.3%
57100 AGRICULTURAL EXTENSION SERVIC	480,423	481,402	202,227.13	4,967.92	22,078.56	257,096.74	46.6%
57300 FOREST SERVICE	2,000	2,000	2,000.00	.00	.00	.00	100.0%
57500 SOIL CONSERVATION	64,083	64,083	43,640.40	5,098.66	170.00	20,272.60	68.4%
58110 TOURISM	1,825,000	1,825,000	1,875,749.44	140,091.09	.00	-50,749.44	102.8%
58120 INDUSTRIAL DEVELOPMENT	2,152,625	2,152,625	1,294,962.28	.00	.00	857,662.72	60.2%
58220 AIRPORT	442,430	442,430	331,821.00	.00	.00	110,609.00	75.0%
58300 VETERAN'S SERVICES	634,833	634,833	439,760.82	57,093.56	2,596.75	192,475.43	69.7%
58400 OTHER CHARGES	3,051,966	3,051,966	2,422,770.51	.00	.00	629,195.49	79.4%
58500 CONTRIBUTION TO OTHER AGENCIE	2,731,500	2,731,500	1,309,189.86	594,318.41	.00	1,422,310.14	47.9%
58600 EMPLOYEE BENEFITS	573,000	7,103,000	448,700.32	74,737.24	.00	6,654,299.68	6.3%
58900 MISC-CONT RESERVE	15,000	15,000	.00	.00	.00	15,000.00	.0%
64000 LITTER & TRASH COLLECTION	183,027	183,027	128,160.43	13,034.66	.00	54,866.57	70.0%
99100 OPERATING TRANSFERS	654,440	654,440	654,440.00	.00	.00	.00	100.0%
TOTAL COUNTY GENERAL	116,565,524	128,856,777	75,035,315.91	8,776,727.21	5,695,441.79	48,126,019.78	62.7%
1131 GENERAL ROADS							
61000 ADMINISTRATION	736,098	736,148	454,097.94	66,527.93	20,439.00	261,611.06	64.5%
62000 HIGHWAY & BRIDGE MAINTENANCE	8,056,227	8,517,213	5,058,835.79	909,177.18	760,938.13	2,697,439.28	68.3%
63100 OPERATION & MAINT OF EQUIPMEN	1,426,167	1,436,142	883,801.53	109,199.02	74,643.42	477,697.50	66.7%
63600 TRAFFIC CONTROL	728,535	731,662	471,780.43	54,521.69	51,937.35	207,944.49	71.6%
65000 OTHER CHARGES	629,480	629,758	286,537.24	2,850.60	6,373.99	336,846.71	46.5%
66000 EMPLOYEE BENEFITS	59,000	559,000	37,724.91	10,946.94	.00	521,275.09	6.7%
68000 CAPITAL OUTLAY	2,700,000	6,353,752	2,060,881.08	29,907.27	3,632,068.27	660,802.71	89.6%

MONTGOMERY COUNTY GOVERNMENT, TN



YEAR-TO-DATE BUDGET REPORT

FOR 2023 08

JOURNAL DETAIL 2023 1 TO 2023 8

	ORIGINAL APPROP.	REVISED BUDGET	MTD. EXPENDED	MTD. EXPENDED	ENCUMBRANCES	AVAILABLE BUDGET	PCT. USED
TOTAL GENERAL ROADS	14,335,507	18,963,676	9,253,658.92	1,183,130.63	4,546,400.16	5,163,616.84	72.8%
151 DEBT SERVICE							
82110 PRINCIPAL-GENERAL GOVERNMENT	10,602,850	10,602,850	.00	.00	.00	10,602,850.00	.0%
82130 PRINCIPAL-EDUCATION	22,710,119	22,710,119	935,976.60	103,997.40	.00	21,774,142.40	4.1%
82210 INTEREST-GENERAL GOVERNMENT	7,693,508	7,693,508	3,935,429.94	.00	.00	3,758,078.06	51.2%
82230 INTEREST-EDUCATION	9,859,515	9,859,515	4,849,997.65	25,250.00	.00	5,009,517.35	49.2%
82310 OTHER DEBT SERV-COUNTY GOVT	453,500	453,500	211,004.78	.00	.00	242,495.22	46.5%
82330 OTHER DEBT SERV.-EDUCATION	678,000	678,000	328,067.20	1,666.67	.00	349,932.80	48.4%
TOTAL DEBT SERVICE	51,997,492	51,997,492	10,260,476.17	130,914.07	.00	41,737,015.83	19.7%
171 CAPITAL PROJECTS							
00000 NON-DEDICATED ACCOUNT	300,000	300,000	191,875.94	.00	.00	108,124.06	64.0%
82310 OTHER DEBT SERV-COUNTY GOVT	0	0	221,807.56	.00	.00	-221,807.56	100.0%
91110 GENERAL ADMINISTRATION PROJEC	19,020,000	72,574,947	30,315,568.96	233,707.12	5,285,334.64	36,974,043.47	49.1%
91120 ADMIN OF JUSTICE PROJECTS	0	26,357	26,356.54	.00	.00	.00	100.0%
91130 PUBLIC SAFETY PROJECTS	220,000	1,784,511	512,468.35	2,200.12	250,979.61	1,021,063.27	42.8%
91140 PUBLIC HEALTH /WELFARE PROJEC	750,000	3,383,495	1,128,968.48	305,324.97	863,275.33	1,391,250.93	58.9%
91150 SOCIAL/CULTURAL/REC PROJECTS	10,670,000	11,231,191	82,368.16	2,850.00	382,235.74	10,766,587.41	4.1%
91190 OTHER GENERAL GOVT PROJECTS	1,500,000	1,535,675	47,996.89	11,886.68	.00	1,487,678.11	3.1%
91200 HIGHWAY & STREET CAP PROJECTS	7,435,000	12,599,363	457,175.13	23,005.32	1,088,925.20	11,053,262.25	12.3%
91300 EDUCATION CAPITAL PROJECTS	3,500,000	99,609,441	56,145,864.15	3,550,245.00	.00	43,463,576.85	56.4%
TOTAL CAPITAL PROJECTS	43,395,000	203,044,979	89,130,450.16	4,129,219.21	7,870,750.52	106,043,778.79	47.8%
266 WORKER'S COMPENSATION							
51920 RISK MANAGEMENT	626,290	700,479	222,995.66	27,550.29	83,240.02	394,243.56	43.7%
54110 SHERIFF'S DEPARTMENT	0	0	20,626.29	5,167.21	.00	-20,626.29	100.0%
54210 JAIL	0	0	54,289.96	12,001.20	.00	-54,289.96	100.0%
54410 EMERGENCY MANAGEMENT	0	0	5,873.31	.00	.00	-5,873.31	100.0%
55120 RABIES & ANIMAL CONTROL	0	0	2,087.31	522.33	.00	-2,087.31	100.0%
55130 AMBULANCE SERVICE	0	0	19,267.06	2,730.97	.00	-19,267.06	100.0%
55754 LANDFILL OPERATION/MAINTENANC	0	0	10,587.85	1,110.53	.00	-10,587.85	100.0%
56500 LIBRARIES	0	0	503.90	.00	.00	-503.90	100.0%

MONTGOMERY COUNTY GOVERNMENT, TN



YEAR-TO-DATE BUDGET REPORT

FOR 2023 08

JOURNAL DETAIL 2023 1 TO 2023 8

	ORIGINAL ARRROP	REVISED BUDGET	NTD EXPENDED	MTD EXPENDED	ENCUMBRANCES	AVAILABLE BUDGET	PCT USED
56700 PARKS & FAIR BOARDS	0	0	642.54	.00	.00	-642.54	100.0%
61000 ADMINISTRATION	0	0	83.70	.00	.00	-83.70	100.0%
62000 HIGHWAY & BRIDGE MAINTENANCE	0	0	137.24	137.24	.00	-137.24	100.0%
TOTAL WORKER'S COMPENSATION	626,290	700,479	337,094.82	49,219.77	83,240.02	280,144.40	60.0%
GRAND TOTAL	226,919,813	403,563,404	184,016,995.98	14,269,210.89	18,195,832.49	201,350,575.64	50.1%

** END OF REPORT - Generated by Maríel Lopez-Gonzalez **

The Board was adjourned at 6:09 P.M.