

SEPTEMBER 12, 2022

BE IT REMEMBERED that the Board of Commissioners of Montgomery County, Tennessee, met in regular session, on Monday, September 12, 2022, at 6:00 P.M. Present and presiding, the Hon. Wes Golden, County Mayor (Chairman). Also present, Lee Harrell, Chief of Staff, Teresa Cottrell, County Clerk, John Fuson, Sheriff, Tim Harvey, County Attorney, Jeff Taylor, Director of Accounts and Budgets, and the following Commissioners:

| | | |
|-------------------|-------------------|-----------------|
| Joshua Beal | David Harper | Rickey Ray |
| Nathan Burkholder | Jason Knight | David Shelton |
| Carmelle Chandler | Michael Lankford | Autumn Simmons |
| Joe Creek | Rashidah Leverett | Joe Smith |
| Billy Frye | Jorge Padro | Tangi Smith |
| Ryan Gallant | Lisa Prichard | Jeremiah Walker |
| John Gannon | Chris Rasnic | Walker Woodruff |

PRESENT: 21

ABSENT: None (0)

When and where the following proceedings were had and entered of record, to-wit:

CALL TO ORDER – Sheriff John Fuson

PLEDGE OF ALLEGIANCE – Commissioner Gannon

INVOCATION – Chaplain Joe Creek

ROLL CALL

ELECTION OF CHAIR OF LEGISLATIVE BODY

Chair Pro Tempore, John Gannon, to preside.

VOTE ON CHAIR

ELECTION OF MAYOR PRO TEMPORE

Chair of Legislative Body to preside.

VOTE ON MAYOR PRO TEMPORE

PRESENTATION

ZONING RESOLUTIONS

CZ-16-2022 Application of Russell Allen from M-2 to AG

CZ-17-2022 Application of Tim Roby from M-2 to AG

AB-5-2022 Resolution Approving the Vacation of an Unimproved Portion of Hogan Road

RESOLUTIONS

22-9-1* Resolution to Adopt an Interlocal Agreement Between the City of Clarksville and Montgomery County for Joint Funding from the Bureau of Justice Assistance (JAG) of the United States Department of Justice on a Joint Award of Federal Byrne Justice Assistance Grant Funds

22-9-2* Resolution to Amend the Budgets of Various Funds for Fiscal Year 2023 in Certain Areas of Revenues and Expenditures

22-9-3* Resolution of the Montgomery County Board of Commissioners to Approve the Appointment of Timothy Harvey as County Attorney and Compensation Plan

CONSENT AGENDA

**All items in this portion of the agenda are considered to be routine and non-controversial by the County Commission and may be approved by one motion; however, a member of the County Commission may request that an item be removed for separate consideration.*

- Adoption:** *Commission Minutes dated August 8, 2022
 *County Clerk's Report and Notary List
 *Nominating Committee Nominations
 *County Mayor Nominations
 *County Mayor Appointments

UNFINISHED BUSINESS

REPORTS FILED

1. Building & Codes Monthly Reports
2. Report on Debt Obligation
3. Highway Department Inventory Report
4. Trustee's Monthly Reports
5. CMCSS Quarterly Finance Report
6. CMCSS Quarterly Construction Report
7. **Accounts & Budgets Monthly Reports**

ANNOUNCEMENTS

ADJOURN

Election of Chairperson of the Legislative Body

The first order of business was the election of a Chairperson for the Legislative Body; Chairperson Pro Tempore John Gannon presided.

Mayor Wes Golden was nominated by the Nominating Committee. On Motion by Commissioner Harper, seconded by Commissioner Knight, Mayor Golden was elected by the following roll call vote:

| District | Commissioner | Vote | District | Commissioner | Vote | District | Commissioner | Vote |
|----------|-------------------|------|----------|-------------------|------|----------|----------------|------|
| 1 | John Gannon | Y | 8 | Tangi Smith | Y | 15 | David Harper | Y |
| 2 | Jason Knight | Y | 9 | Jorge Padro | Y | 16 | Lisa Prichard | Y |
| 3 | Joe Smith | Y | 10 | Jeremiah Walker | Y | 17 | Chris Rasnic | Y |
| 4 | Rickey Ray | Y | 11 | Joe Creek | Y | 18 | Ryan Gallant | Y |
| 5 | Rashidah Leverett | Y | 12 | Carmelle Chandler | Y | 19 | Billy Frye | Y |
| 6 | Michael Lankford | Y | 13 | Walker Woodruff | Y | 20 | Autumn Simmons | Y |
| 7 | Nathan Burkholder | N | 14 | Joshua Beal | Y | 21 | David Shelton | Y |

Yeses – 20 Noes – 1 Abstentions – 0

ABSENT: None

Election of Mayor Pro Tempore of the Legislative Body

The next order of business was the election of a Mayor Pro Tempore for the Legislative Body.

Commissioner John Gannon was nominated by the Nominating Committee. On Motion by Commissioner Harper, seconded by Commissioner Beal, Commissioner John Gannon was elected by the following roll call vote:

| District | Commissioner | Vote | District | Commissioner | Vote | District | Commissioner | Vote |
|----------|-------------------|------|----------|-------------------|------|----------|----------------|------|
| 1 | John Gannon | A | 8 | Tangi Smith | Y | 15 | David Harper | Y |
| 2 | Jason Knight | Y | 9 | Jorge Padro | Y | 16 | Lisa Prichard | Y |
| 3 | Joe Smith | Y | 10 | Jeremiah Walker | Y | 17 | Chris Rasnic | Y |
| 4 | Rickey Ray | Y | 11 | Joe Creek | Y | 18 | Ryan Gallant | Y |
| 5 | Rashidah Leverett | Y | 12 | Carmelle Chandler | Y | 19 | Billy Frye | Y |
| 6 | Michael Lankford | Y | 13 | Walker Woodruff | Y | 20 | Autumn Simmons | Y |
| 7 | Nathan Burkholder | Y | 14 | Joshua Beal | Y | 21 | David Shelton | Y |

Yeses – 20 Noes – Abstentions – 1

ABSENT: None

**RESOLUTION OF THE MONTGOMERY COUNTY BOARD OF
COMMISSIONERS
AMENDING THE ZONE CLASSIFICATION OF THE PROPERTY OF
RUSSELL ALLEN**

WHEREAS, an application for a zone change from M-2 General Industrial District to AG Agricultural District has been submitted by Russell Allen and

WHEREAS, said property is identified as County Tax Map 150, parcel 064.00 p/o, containing 10.0 +/- acres, situated in Civil District 13, located Property fronting on the north/east frontage of Marion Rd., 915 +/- feet south/east of the Marion Rd. & Conaster Rd. intersection; and

WHEREAS, said property is described as follows:


Beginning at a point in the north right-of-way of Marion Road, said point being south 65 degrees 10 minutes 47 seconds east, 864.95 feet from the centerline intersection of Conaster Road and Marion Road, said point also being the southeast corner of the Clyde Ferrell property; thence with Ferrell's east line the following two calls: thence north 46 degrees 23 minutes 08 seconds east, 107.86 feet to a point; thence north 10 degrees 15 minutes 57 seconds west, 350.03 feet to a point in the south property line of the Larry Pitts property; thence with the south line of Pitts and the south line of the Robert Bearden property in a northeasterly direction, 915.18+/- feet to a point; thence along a new line south 04 degrees 29 minutes 05 seconds east, 796.51 feet to a point; thence along another new line the following five calls: thence north 84 degrees 47 minutes 13 seconds west, 510.07 feet to a point; thence north 46 degrees 00 minutes 14 seconds west, 82.29 feet to a point; thence north 89 degrees 53 minutes 32 seconds west, 106.63 feet to a point; thence south 47 degrees 30 minutes 56 seconds west, 125.02 feet to a point; thence south 40 degrees 09 minutes 34 seconds west, 109.39 feet to a point in the north right-of-way of Marion Road; thence with the north right-of-way of Marion Road, north 74 degrees 33 minutes 05 seconds west, 50.00 feet to the point of beginning; containing 10+/- acres.

WHEREAS, the Planning Commission staff recommends APPROVAL and the Regional Planning Commission recommends APPROVAL of said application.

NOW, THEREFORE, BE IT RESOLVED by the Montgomery County Board of County Commissioners assembled in regular session on this 12th day of September, 2022, that the zone classification of the property of Russell Allen from M-2 to AG is hereby approved.

Duly passed and approved this 12th day of September, 2022.

Sponsor
Commissioner
Approved



County Mayor

Attested: Jessica Cottrell
County Clerk



CZ-16-2022

On Motion by Commissioner Beal, seconded by Commissioner Gannon, the foregoing

Resolution was Adopted by the following roll call vote:

| District | Commissioner | Vote | District | Commissioner | Vote | District | Commissioner | Vote |
|----------|-------------------|------|----------|-------------------|------|----------|----------------|------|
| 1 | John Gannon | Y | 8 | Tangi Smith | Y | 15 | David Harper | Y |
| 2 | Jason Knight | Y | 9 | Jorge Padro | Y | 16 | Lisa Prichard | Y |
| 3 | Joe Smith | Y | 10 | Jeremiah Walker | Y | 17 | Chris Rasnic | Y |
| 4 | Rickey Ray | Y | 11 | Joe Creek | Y | 18 | Ryan Gallant | Y |
| 5 | Rashidah Leverett | Y | 12 | Carmelle Chandler | Y | 19 | Billy Frye | Y |
| 6 | Michael Lankford | Y | 13 | Walker Woodruff | Y | 20 | Autumn Simmons | Y |
| 7 | Nathan Burkholder | Y | 14 | Joshua Beal | Y | 21 | David Shelton | Y |

Yeses – 21 Noes – Abstentions – 0

ABSENT: None

**RESOLUTION OF THE MONTGOMERY COUNTY BOARD OF
COMMISSIONERS
AMENDING THE ZONE CLASSIFICATION OF THE PROPERTY OF
TIM ROBY**

WHEREAS, an application for a zone change from M-2 General Industrial District to AG Agricultural District has been submitted by Tim Roby and

WHEREAS, said property is identified as County Tax Map 096, parcel 001.00, containing 8.92 +/- acres, situated in Civil District 13, located A tract of land fronting on the north frontage of Cumberland City Rd., at the Montgomery County & Stewart County line; and

WHEREAS, said property is described as follows:


Beginning at a point 328 feet north of Cumberland City Road, said point being in the west property line of the Freddie Bowles property; thence along a new line 328 feet north of and parallel to the north margin of Cumberland City Road in a westerly direction, 530+/- feet to a point in the west property line of the Sam Keatts property; thence with Keatts west property line in a northerly direction, 700+/- feet to a point being the northwest corner of the Sam Keatts property; thence with the north property line of the Keatts property in an easterly direction, 549+/- feet to a point being the northeast corner of the Keatts property; thence with the east property line of the Keatts property in a southerly direction, 82+/- feet to a point being the northwest corner of the Freddie Bowles property; thence with the west property line of the Bowles property in a southerly direction, 670+/- feet to the point of beginning, containing 9+/- acres.

WHEREAS, the Planning Commission staff recommends APPROVAL and the Regional Planning Commission recommends APPROVAL of said application.


NOW, THEREFORE, BE IT RESOLVED by the Montgomery County Board of County Commissioners assembled in regular session on this 12th day of September, 2022, that the zone classification of the property of Tim Roby from M-2 to AG is hereby approved.

Duly passed and approved this 12th day of September, 2022.

Sponsor
Commissioner
Approved



County Mayor

Attested: 

County Clerk



CZ-17-2022

On Motion by Commissioner Ray, seconded by Commissioner J. Smith, the foregoing

Resolution was Adopted by the following roll call vote:

| District | Commissioner | Vote | District | Commissioner | Vote | District | Commissioner | Vote |
|----------|-------------------|------|----------|-------------------|------|----------|----------------|------|
| 1 | John Gannon | Y | 8 | Tangi Smith | Y | 15 | David Harper | Y |
| 2 | Jason Knight | Y | 9 | Jorge Padro | Y | 16 | Lisa Prichard | Y |
| 3 | Joe Smith | Y | 10 | Jeremiah Walker | Y | 17 | Chris Rasnic | Y |
| 4 | Rickey Ray | Y | 11 | Joe Creek | Y | 18 | Ryan Gallant | Y |
| 5 | Rashidah Leverett | Y | 12 | Carmelle Chandler | Y | 19 | Billy Frye | Y |
| 6 | Michael Lankford | Y | 13 | Walker Woodruff | Y | 20 | Autumn Simmons | Y |
| 7 | Nathan Burkholder | Y | 14 | Joshua Beal | Y | 21 | David Shelton | Y |

Yeses – 21 Noes – Abstentions – 0

ABSENT: None

RESOLUTION APPROVING THE VACATION OF AN UNIMPROVED PORTION OF HOGAN ROAD

WHEREAS, Application was made by Montgomery County Highway Department for vacation of an undeveloped portion of Hogan Road; being approximately 50 +/- feet wide 240 +/- feet long; containing approximately 12,000 +/- sq. ft.; shown on Montgomery County tax map southwest of 089 071.01 and northeast of 089 072.00; also shown on "Attachment A" herein;

WHEREAS, the application was reviewed by the County Highway Supervisor according to established procedures adopted by the Montgomery County Commission (Resolution 10-7-4) and was forwarded to the Regional Planning Commission for consideration; and

WHEREAS, the Regional Planning Commission reviewed the County Highway Supervisor's letter and documentation and recommends for the vacation of an undeveloped portion of Hogan Road to the County Commission and voted for approval at their regularly scheduled meeting on August 23, 2022; and

WHEREAS, a drainage easement is required with this vacation.

NOW, THEREFORE, BE IT RESOLVED by the Montgomery County Board of County Commissioners assembled in regular session on this 12th day of September 2022, that the above described public right-of-way is hereby approved, with retention of a drainage easement.

Duly passed and approved this 12th day of September 2022.



Sponsor

[Signature]

Commissioner

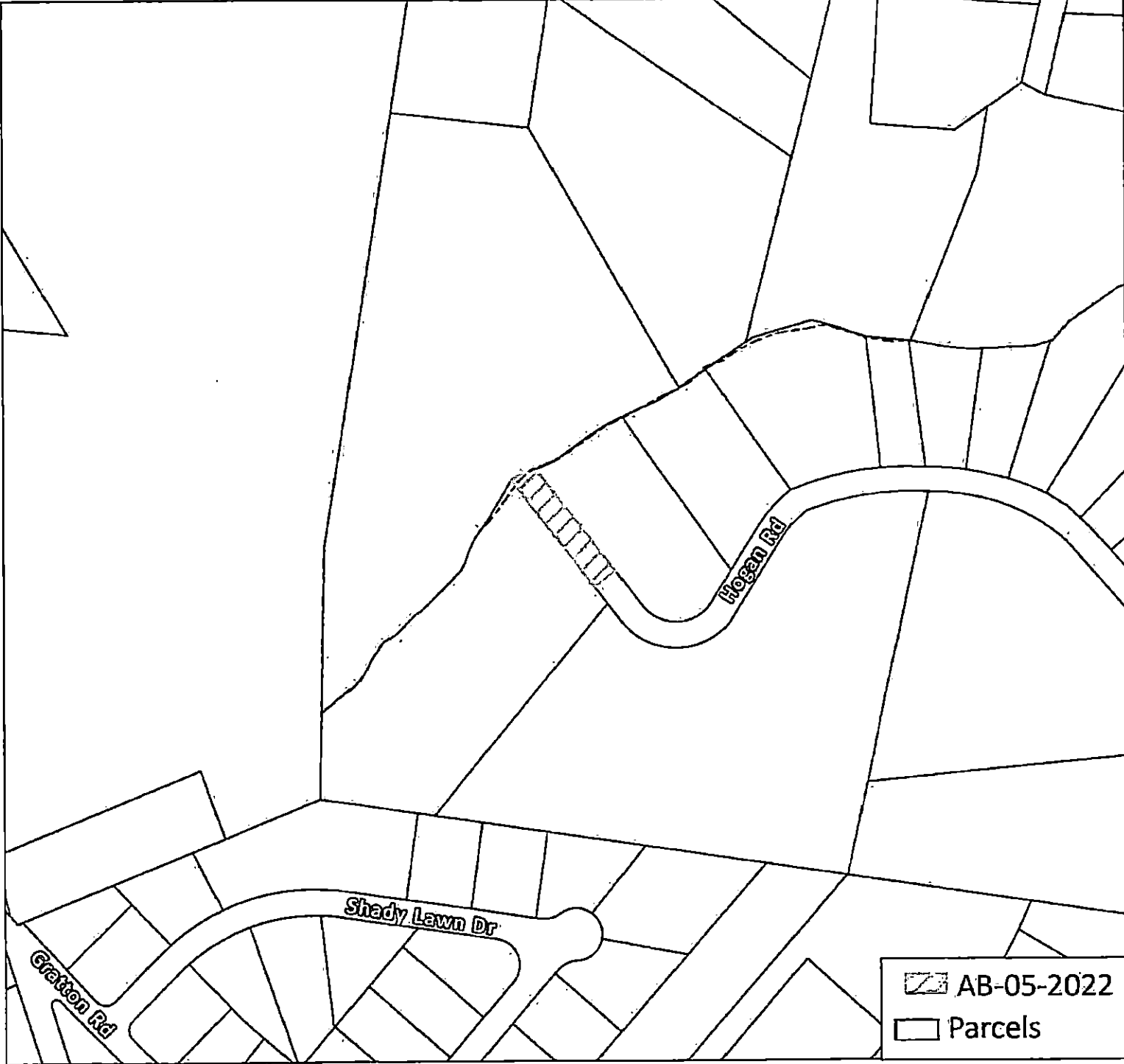
[Signature]

Approved

[Signature]

Attested

[Signature]
County Clerk



AB-05-2022

ABANDONMENT

APPLICANT:
JEFF BRYANT



AGENT/ENGINEER

MAP & PARCEL


NA.

NA ZONING

MF UNITS: 0
0.28 +/- ACRES

 AB-05-2022
 Parcels

Scale: 1:3,000



8/23/2022

On Motion by Commissioner Prichard, seconded by Commissioner Simmons, the foregoing

Resolution was Adopted by the following roll call vote:

| District | Commissioner | Vote | District | Commissioner | Vote | District | Commissioner | Vote |
|----------|-------------------|------|----------|-------------------|------|----------|----------------|------|
| 1 | John Gannon | Y | 8 | Tangi Smith | Y | 15 | David Harper | Y |
| 2 | Jason Knight | Y | 9 | Jorge Padro | Y | 16 | Lisa Prichard | Y |
| 3 | Joe Smith | Y | 10 | Jeremiah Walker | Y | 17 | Chris Rasnic | Y |
| 4 | Rickey Ray | Y | 11 | Joe Creek | Y | 18 | Ryan Gallant | Y |
| 5 | Rashidah Leverett | Y | 12 | Carmelle Chandler | Y | 19 | Billy Frye | Y |
| 6 | Michael Lankford | Y | 13 | Walker Woodruff | Y | 20 | Autumn Simmons | Y |
| 7 | Nathan Burkholder | Y | 14 | Joshua Beal | Y | 21 | David Shelton | Y |

Yeses – 21 Noes – Abstentions – 0

ABSENT: None

RESOLUTION TO ADOPT AN INTERLOCAL AGREEMENT BETWEEN THE CITY OF CLARKSVILLE AND MONTGOMERY COUNTY FOR JOINT FUNDING FROM THE BUREAU OF JUSTICE ASSISTANCE (JAG) OF THE UNITED STATES DEPARTMENT OF JUSTICE ON A JOINT AWARD OF FEDERAL BYRNE JUSTICE ASSISTANCE GRANT FUNDS

WHEREAS, the United States Department of Justice Bureau of Justice Assistance has awarded \$69,910.00 for federal fiscal year 2022 to be divided between the City of Clarksville and Montgomery County to support various mobile data and automation projects; and

WHEREAS, the City of Clarksville has agreed to provide Montgomery County \$20,973.00 without any matching requirements, from the Bureau of Justice Assistance Grant to be expended, in accordance with grant guidance.

NOW, THEREFORE, BE IT RESOLVED by the Montgomery County Board of Commissioners assembled in regular session the 12th day of September 2022, that.

Montgomery County agrees to enter into an Interlocal Agreement with the City of Clarksville to accept \$20,973.00 from the United States Department of Justice, Bureau of Justice Assistance.

Duly passed and approved this 12th day of September 2022.



Attest *Jenna Cottrell*
County Clerk

Sponsor *J. Dumas*
Commissioner *James Reese*
Approved *[Signature]*
County Mayor

**INTERLOCAL AGREEMENT BETWEEN THE CITY OF CLARKSVILLE, TN AND
THE COUNTY OF MONTGOMERY, TN
REGARDING THE
2022 BYRNE JUSTICE ASSISTANCE GRANT (JAG) PROGRAM AWARD**

This Agreement is made and entered into this ____ day of _____, 2022, by and between The COUNTY of Montgomery acting by and through its governing body, the County Commission, hereinafter referred to as COUNTY, and the CITY of Clarksville acting by and through its governing body, the City Council, hereinafter referred to as CITY, both of Montgomery County, State of Tennessee, witnesseth:

WHEREAS, the CITY receives a direct award based on violent crime data but the COUNTY does not qualify for a direct award. The two agencies are considered disparate jurisdictions since the COUNTY provides criminal justice services to the CITY, thus requiring the CITY to share its allocation with the COUNTY; and

WHEREAS, each governing body, in performing governmental functions or in paying for the performance of governmental functions hereunder, shall make that performance or those payments from current revenues legally available to that party; and

WHEREAS, each governing body finds that the performance of this Agreement is in the best interests of both parties, that the undertaking will benefit the public, and that the division of costs fairly compensates the performing party for the services or functions under this agreement; and

WHEREAS, the CITY agrees to provide the COUNTY \$20,973 from the 2022 JAG award for the Law Enforcement Program; and

WHEREAS, the CITY and COUNTY believe it to be in their best interests to reallocate the JAG funds,

NOW THEREFORE, the COUNTY and CITY agree as follows:

Section 1.

CITY agrees to reimburse COUNTY a total of \$20,973 of 2022 JAG funds based upon expenditure records supplied by the COUNTY to the CITY.

Section 2.

COUNTY agrees to use \$20,973 for the Law Enforcement Program no later than September 30, 2025.

Section 3.

Nothing in the performance of this Agreement shall impose any liability for claims against COUNTY other than claims for which liability may be imposed by the Tennessee Governmental Tort Liability Act.

Section 4.

Nothing in the performance of this Agreement shall impose any liability for claims against CITY other than claims for which liability may be imposed by the Tennessee Governmental Tort Liability Act.

Section 5.

The CITY shall serve as Applicant, Primary Grantee and Fiscal Agent for the 2022 JAG Program Application. The COUNTY is a subrecipient and subject to subrecipient monitoring by the CITY as required under the grant. The CITY shall advise the COUNTY of balance available information on a periodic basis, and shall prepare all reports. The COUNTY shall submit claims/requests for distribution of COUNTY share of funds to the CITY for payment processing and provide such summary information as may be required for periodic reports.

Section 6.

Each party to this agreement will be responsible for its own actions in providing services under this agreement and shall not be liable for any civil liability that may arise from the furnishing of the services by the other party.

Section 7.

The parties to this Agreement do not intend for any third party to obtain a right by virtue of this Agreement.

Section 8.

By entering into this Agreement, the parties do not intend to create any obligations express or implied other than those set out herein; further, this Agreement shall not create any rights in any party not a signatory hereto.

Section 9.

This interlocal agreement will become effective upon adoption of enabling resolutions by the governing bodies of both the COUNTY and the CITY, at which time the applicant shall proceed to accept the JAG grant award.

For the CITY OF CLARKSVILLE, TN:

Joe Pitts, Mayor

Date

For the COUNTY OF MONTGOMERY, TN

Wes Golden, Mayor

Date

Consent Agenda

22-9-1, 22-9-2, 22-9-3

Minutes – August 8, 2022

Clerk's Report

Nominating Committee Nominations

Mayor Nominations and Appointments

On Motion to Adopt by Commissioner Beal, seconded by Commissioner Shelton, the

foregoing Consent Agenda items were Adopted and Approved by the following roll call vote:

| District | Commissioner | Vote | District | Commissioner | Vote | District | Commissioner | Vote |
|----------|-------------------|------|----------|-------------------|------|----------|----------------|------|
| 1 | John Gannon | Y | 8 | Tangi Smith | Y | 15 | David Harper | Y |
| 2 | Jason Knight | Y | 9 | Jorge Padro | Y | 16 | Lisa Prichard | Y |
| 3 | Joe Smith | Y | 10 | Jeremiah Walker | Y | 17 | Chris Rasnic | Y |
| 4 | Rickey Ray | Y | 11 | Joe Creek | Y | 18 | Ryan Gallant | Y |
| 5 | Rashidah Leverett | Y | 12 | Carmelle Chandler | Y | 19 | Billy Frye | Y |
| 6 | Michael Lankford | Y | 13 | Walker Woodruff | Y | 20 | Autumn Simmons | Y |
| 7 | Nathan Burkholder | Y | 14 | Joshua Beal | Y | 21 | David Shelton | Y |

Yeses – 21 Noes – Abstentions – 0

ABSENT: None

**RESOLUTION TO AMEND THE BUDGETS
OF VARIOUS FUNDS FOR FISCAL YEAR 2023
IN CERTAIN AREAS OF REVENUES AND EXPENDITURES**

WHEREAS, the Director of Accounts and Budgets has performed continuing reviews of the status of funding needs and the receipts of revenues anticipated in support of the various budgets; and

WHEREAS, the County Commission desires to appropriate funding to these expenditure accounts from various sources including revenues, designated fund balances, and/or other sources within the funds in which those accounts operate.

NOW THEREFORE BE IT RESOLVED, by the Montgomery County Board of Commissioners, assembled in regular business session this 12th day of September 2022 that the budgets for various funds for FY23 be amended as to revenues and expenditures, according to the attached Account Schedule 1.

Duly passed and approved this 12th day of September 2022.



Sponsor J. D. Smith

Commissioner R. A. Beverett

Approved [Signature]
County Mayor

Attested Jenna Cottrell
County Clerk

Montgomery County Government

Schedule 1

General Fund Budget

| <i>2022-2023 Budget as of 8/15/2022</i> | <i>Proposed Increase (Decrease)</i> | <i>2022-2023 Amended Budget</i> |
|---|---|---|
|---|---|---|

ESTIMATED REVENUES

Local Taxes

| | | | |
|--------------------------------|-------------------|----------|-------------------|
| 40110 CURRENT PROPERTY TAX | 67,848,000 | - | 67,848,000 |
| 40120 TRUSTEE'S COLLECTIONS - | 1,000,000 | - | 1,000,000 |
| 40125 TRUSTEE COLLECTIONS - BA | 30,000 | - | 30,000 |
| 40130 CIRCUIT/CHANCERY COLLECT | 500,000 | - | 500,000 |
| 40140 INTEREST & PENALTY | 300,000 | - | 300,000 |
| 40161 PMTS IN LIEU OF TAXES - | 763 | - | 763 |
| 40162 PMTS IN LIEU OF TAXES -U | 1,415,000 | - | 1,415,000 |
| 40163 PMTS IN LIEU OF TAXES - | 915,327 | - | 915,327 |
| 40220 HOTEL/MOTEL TAX | 2,200,000 | - | 2,200,000 |
| 40250 LITIGATION TAX - GENERAL | 410,000 | - | 410,000 |
| 40260 LITIGATION TAX-SPECIAL P | 80,000 | - | 80,000 |
| 40270 BUSINESS TAX | 1,600,000 | - | 1,600,000 |
| 40320 BANK EXCISE TAX | 400,000 | - | 400,000 |
| 40330 WHOLESALE BEER TAX | 400,000 | - | 400,000 |
| 40350 INTERSTATE TELECOMMUNICA | - | - | - |
| Total Local Taxes | 77,099,090 | - | 77,099,090 |

Licenses & Permits

| | | | |
|-------------------------------------|------------------|----------|------------------|
| 41120 ANIMAL REGISTRATION | 195,000 | - | 195,000 |
| 41130 ANIMAL VACCINATION | 10,000 | - | 10,000 |
| 41140 CABLE TV FRANCHISE | 275,000 | - | 275,000 |
| 41520 BUILDING PERMITS | 1,000,000 | - | 1,000,000 |
| 41540 PLUMBING PERMITS | 20,000 | - | 20,000 |
| 41590 OTHER PERMITS | 375,000 | - | 375,000 |
| Total Licenses & Permits | 1,875,000 | - | 1,875,000 |

Fines, Forfeitures & Penalties

| | | | |
|---|----------------|----------|----------------|
| 42110 FINES | 14,000 | - | 14,000 |
| 42120 OFFICERS COSTS | 22,000 | - | 22,000 |
| 42141 DRUG COURT FEES | 1,600 | - | 1,600 |
| 42142 VETERANS TREATMENT COURT | 1,800 | - | 1,800 |
| 42190 DATA ENTRY FEES -CIRCUIT | 9,000 | - | 9,000 |
| 42191 COURTROOM SECURITY - CIR | 7,500 | - | 7,500 |
| 42192 CIRCUIT COURT VICTIMS AS | 3,525 | - | 3,525 |
| 42310 FINES | 135,000 | - | 135,000 |
| 42311 FINES - LITTERING | 250 | - | 250 |
| 42320 OFFICERS COSTS | 225,000 | - | 225,000 |
| 42330 GAME & FISH FINES | 500 | - | 500 |
| 42341 DRUG COURT FEES | 20,000 | - | 20,000 |
| 42342 VETERANS TREATMENT COURT | 14,250 | - | 14,250 |
| 42350 JAIL FEES GENERAL SESSIO | 200,000 | - | 200,000 |
| 42380 DUI TREATMENT FINES | 20,000 | - | 20,000 |
| 42390 DATA ENTRY FEE-GENERAL S | 63,000 | - | 63,000 |
| 42392 GEN SESSIONS VICTIM ASSE | 50,000 | - | 50,000 |
| 42410 FINES | 1,700 | - | 1,700 |
| 42420 OFFICERS COSTS | 15,000 | - | 15,000 |
| 42450 JAIL FEES | 63,000 | - | 63,000 |
| 42490 DATA ENTRY FEE-JUVENILE | 10,250 | - | 10,250 |
| 42520 OFFICERS COSTS | 35,000 | - | 35,000 |
| 42530 DATA ENTRY FEE -CHANCERY | 5,000 | - | 5,000 |
| 42610 FINES | 1,000 | - | 1,000 |
| 42641 DRUG COURT FEES | 30,000 | - | 30,000 |
| 42910 PROCEEDS-CONFISCATED PROPERTY | 3,000 | - | 3,000 |
| 42990 OTHER FINES/FORFEITS/PEN | 18,300 | - | 18,300 |
| Total Fines, Forfeitures & Penalties | 969,675 | - | 969,675 |

Charges for Current Services

| | | | |
|--------------------------------|-----------|---|-----------|
| 43120 PATIENT CHARGES | 6,900,000 | - | 6,900,000 |
| 43140 ZONING STUDIES | 4,500 | - | 4,500 |
| 43190 OTHER GENERAL SERVICE CH | 55,000 | - | 55,000 |

| | | | | |
|--|-------------------|-------------------|-------------------|------------------------------------|
| 43340 RECREATION FEES | 17,000 | - | 17,000 | |
| 43350 COPY FEES | 9,200 | - | 9,200 | |
| 43365 ARCHIVE & RECORD MANAGEM | 475,500 | - | 475,500 | |
| 43366 GREENBELT LATE APPLICATI | - | - | - | |
| 43370 TELEPHONE COMMISSIONS | 387,000 | - | 387,000 | |
| 43380 VENDING MACHINE COLLECTI | 68,000 | - | 68,000 | |
| 43392 DATA PROCESSING FEES -RE | 80,000 | - | 80,000 | |
| 43393 PROBATION FEES | 27,000 | - | 27,000 | |
| 43394 DATA PROCESSING FEES - S | 30,000 | - | 30,000 | |
| 43395 SEXUAL OFFENDER FEE - SH | 18,000 | - | 18,000 | |
| 43396 DATA PROCESSING FEE-COUN | 30,000 | - | 30,000 | |
| 43990 OTHER CHARGES FOR SERVIC | 4,200 | - | 4,200 | |
| Total Charges for Current Services | 8,105,400 | - | 8,105,400 | |
| Other Local Revenues | | | | |
| 44110 INTEREST EARNED | 100,000 | - | 100,000 | |
| 44120 LEASE/RENTALS | 594,458 | - | 594,458 | |
| 44140 SALE OF MAPS | 3,000 | - | 3,000 | |
| 44145 SALE OF RECYCLED MATERIA | - | - | - | |
| 44170 MISCELLANEOUS REFUNDS | 341,804 | - | 341,804 | |
| 44530 SALE OF EQUIPMENT | 5,000 | - | 5,000 | |
| 44990 OTHER LOCAL REVENUES | 456,355 | - | 456,355 | |
| Total Other Local Revenues | 1,500,617 | - | 1,500,617 | |
| Fees Received from County Officials | | | | |
| 45510 COUNTY CLERK | 2,100,000 | - | 2,100,000 | |
| 45520 CIRCUIT COURT CLERK | 680,000 | - | 680,000 | |
| 45540 GENERAL SESSIONS COURT C | 1,700,000 | - | 1,700,000 | |
| 45550 CLERK & MASTER | 425,000 | - | 425,000 | |
| 45560 JUVENILE COURT CLERK | 200,000 | - | 200,000 | |
| 45580 REGISTER | 1,000,000 | - | 1,000,000 | |
| 45590 SHERIFF | 70,000 | - | 70,000 | |
| 45610 TRUSTEE | 4,000,000 | - | 4,000,000 | |
| Total Fees Received from County Officials | 10,175,000 | - | 10,175,000 | |
| State of Tennessee | | | | |
| 46110 JUVENILE SERVICES PROGRA | 580,011 | - | 580,011 | |
| 46190 OTHER GENERAL GOVERNMENT GRANT | - | - | - | |
| 46210 LAW ENFORCEMENT TRAINING | 65,400 | - | 65,400 | |
| 46290 OTHER PUBLIC SAFETY GRANT | 1,700 | - | 1,700 | |
| 46390 OTHER HEALTH & WELFARE G | 130,000 | - | 130,000 | |
| 46490 OTHER PUBLIC SAFETY GRANTS | 23,380 | - | 23,380 | |
| 46430 LITTER PROGRAM | 91,300 | - | 91,300 | |
| 46810 FLOOD CONTROL | 500 | - | 500 | |
| 46830 BEER TAX | 18,000 | - | 18,000 | |
| 46835 VEHICLE CERTIFICATE OF T | 27,000 | - | 27,000 | |
| 46840 ALCOHOLIC BEVERAGE TAX | 250,000 | - | 250,000 | |
| 46851 STATE REVENUE SHARING - | 1,828,069 | - | 1,828,069 | |
| 46852 REVENUE SHARING-TELECOM | 200,000 | - | 200,000 | |
| 46880 BOARD OF JURORS | - | - | - | |
| 46890 PRISONER TRANSPORTATION | 15,000 | - | 15,000 | |
| 46915 CONTRACTED PRISONER BOAR | 260,000 | - | 260,000 | |
| 46960 REGISTRAR'S SALARY SUPPL | 15,164 | - | 15,164 | |
| 46980 OTHER STATE GRANTS | 545,802 | - | 545,802 | |
| 101-55190-00000-55-46980-G5225 | 2,912,600 | 181,100.00 | 3,093,700 | <i>Local Health Services Grant</i> |
| 46990 OTHER STATE REVENUES | 7,000 | - | 7,000 | |
| 101-00000-00-00000-46990 | 28,000 | 53,561.00 | 81,561 | <i>Opioid Settlement</i> |
| Total State of Tennessee | 6,998,926 | 234,661.00 | 7,233,587 | |
| Federal Revenues | | | | |
| 47235 HOMELAND SECURITY GRANTS | 215,089 | - | 215,089 | |
| 47590 OTHER FEDERAL THROUGH STATE | 161,641 | - | 161,641 | |
| 101-53500-00000-53-47590 | 11,000 | (11,000) | - | <i>At-Risk Grant</i> |
| 47700 ASSET FORFEITURE FUNDS | 292,000 | - | 292,000 | |
| 47990 OTHER DIRECT FEDERAL REV | 570,000 | - | 570,000 | |
| Total Federal Revenues | 1,249,730 | (11,000) | 1,238,730 | |
| Other Governments & Citizen Groups | | | | |
| 48110 PRISONER BOARD | - | - | - | |
| 48130 CONTRIBUTIONS | 280,873 | - | 280,873 | |
| 48140 CONTRACTED SERVICES | 264,000 | - | 264,000 | |
| 48610 DONATIONS | 4,110 | - | 4,110 | |

| | | | |
|---|--------------------|-------------------|--------------------|
| Total Other Governments & Citizen Groups | 548,983 | - | 548,983 |
| Non-Revenue Source | | | |
| 49800 OPERATING TRANSFERS | 140,534 | - | 140,534 |
| Total Non-Revenue Source | 140,534 | - | 140,534 |
| TOTAL GENERAL FUND REVENUES | 108,662,955 | 223,661.00 | 108,886,616 |

Montgomery County Government
Schedule 1
General Fund Budget

| | 2022-2023 Budget as of 8/15/2022 | Proposed Increase (Decrease) | 2022-2023 Amended Budget | |
|----------------------------------|--|------------------------------------|--------------------------------|----------------------------------|
| 51100 COUNTY COMMISSION | 418,036 | - | 418,036 | |
| 51210 BOARD OF EQUAUZATION | 11,128 | - | 11,128 | |
| 51220 BEER BOARD | 5,693 | - | 5,693 | |
| 51240 OTHER BOARDS & COMMITTEE | 6,890 | - | 6,890 | |
| 51300 COUNTY MAYOR | 647,891 | - | 647,891 | |
| 51310 HUMAN RESOURCES | 1,264,303 | - | 1,264,303 | |
| 101-51310-00000-51-53990 | 537,605 | (5,500) | 532,105 | Other Contracted Services |
| 101-51310-00000-51-57180 | 24,000 | 5,500 | 29,500 | Motor Vehicles |
| 51400 COUNTY ATTORNEY | 250,000 | - | 250,000 | |
| 51500 ELECTION COMMISSION | 927,846 | - | 927,846 | |
| 51600 REGISTER OF DEEDS | 635,906 | - | 635,906 | |
| 51720 PLANNING | 459,283 | - | 459,283 | |
| 51730 BUILDING | 629,014 | - | 629,014 | |
| 51750 CODES COMPLIANCE | 1,247,986 | - | 1,247,986 | |
| 51760 GEOGRAPHICAL INFO SYSTEM | 295,215 | - | 295,215 | |
| 51800 COUNTY BUILDINGS | 474,940 | - | 474,940 | |
| 51810 FACILITIES | 3,475,503 | - | 3,475,503 | |
| 51900 OTHER GENERAL ADMINISTRA | 1,350,923 | - | 1,350,923 | |
| 51910 ARCHIVES | 506,377 | - | 506,377 | |
| 52100 ACCOUNTS & BUDGETS | 945,254 | - | 945,254 | |
| 52200 PURCHASING | 385,038 | - | 385,038 | |
| 52300 PROPERTY ASSESSOR'S OFFICE | 2,252,979 | - | 2,252,979 | |
| 52400 COUNTY TRUSTEES OFFICE | 922,890 | - | 922,890 | |
| 52500 COUNTY CLERK'S OFFICE | 3,549,121 | - | 3,549,121 | |
| 52600 INFORMATION SYSTEMS | 4,305,901 | - | 4,305,901 | |
| 52900 OTHER FINANCE | 61,300 | - | 61,300 | |
| 53100 CIRCUIT COURT | 4,266,976 | - | 4,266,976 | |
| 53300 GENERAL SESSIONS COURT | 693,100 | - | 693,100 | |
| 53330 DRUG COURT | 70,000 | - | 70,000 | |
| 53400 CHANCERY COURT | 807,284 | - | 807,284 | |
| 53500 JUVENILE COURT | 1,709,428 | - | 1,709,428 | |
| 53600 DISTRICT ATTORNEY GENERAL | 84,750 | - | 84,750 | |
| 53610 OFFICE OF PUBLIC DEFENDER | 7,313 | - | 7,313 | |
| 53700 JUDICIAL COMMISSIONERS | 332,750 | - | 332,750 | |
| 53800 VETERANS' TREATMENT COURT | 430,610 | - | 430,610 | |
| 101-53800-00000-53-53160-G7200 | 15,000 | (10,000) | 5,000 | Contributions (VTC) |
| 101-53800-00000-53-54990-G7200 | 16,700 | 10,000 | 26,700 | Other Supplies & Materials (VTC) |
| 53900 OTHER ADMINISTRATION/ JU | 530,827 | - | 530,827 | |
| 53910 ADULT PROBATION SERVICES | 1,327,371 | - | 1,327,371 | |
| 54110 SHERIFF'S DEPARTMENT | 16,596,007 | - | 16,596,007 | |
| 54120 SPECIAL PATROLS | 4,414,295 | - | 4,414,295 | |
| 54150 DRUG ENFORCEMENT | 70,000 | - | 70,000 | |
| 54160 SEXUAL OFFENDER REGISTRY | 14,000 | - | 14,000 | |
| 54210 JAIL | 17,873,273 | - | 17,873,273 | |
| 54220 WORKHOUSE | 2,149,936 | - | 2,149,936 | |
| 54230 COMMUNITY CORRECTIONS | 650,417 | - | 650,417 | |
| 54240 JUVENILE SERVICES | 313,023 | - | 313,023 | |
| 101-54240-00000-54-53070-G5234 | - | 600 | 600 | Communication |
| 101-54240-00000-54-54990-G5234 | 7,500 | (600) | 6,900 | Other Supplies & Materials |
| 54310 FIRE PREVENTION & CONTRO | 656,094 | - | 656,094 | |
| 54410 EMERGENCY MANAGEMENT | 626,327 | - | 626,327 | |
| 54490 OTHER EMERGENCY MANAGEMENT | 131,541 | - | 131,541 | |
| 54610 COUNTY CORONER / MED EXA | 510,000 | - | 510,000 | |
| 55110 HEALTH DEPARTMENT | 282,720 | - | 282,720 | |
| 55120 RABIES & ANIMAL CONTROL | 1,708,311 | - | 1,708,311 | |
| 55130 AMBULANCE SERVICE | 15,518,661 | - | 15,518,661 | |
| 55190 OTHER LOCAL HLTH SRVCS | 679,291 | - | 679,291 | Local Health Services Grant |
| 101-55190-00000-55-51300-G5225 | 581,554 | 8,802 | 590,356 | Social Workers |
| 101-55190-00000-55-51310-G5225 | 586,513 | 135,088 | 721,601 | Medical Personnel |
| 101-55190-00000-55-51620-G5225 | 736,852 | (51,800) | 685,052 | Clerical Personnel |
| 101-55190-00000-55-51630-G5225 | 34,466 | 425 | 34,891 | Aides |
| 101-55190-00000-55-52010-G5225 | 115,394 | 10,584 | 125,978 | Social Security |
| 101-55190-00000-55-52040-G5225 | 189,402 | 9,725 | 199,127 | State Retirement |
| 101-55190-00000-55-52100-G5225 | 15,200 | (5,790) | 9,410 | Unemployment |

| | | | | |
|--|--------------------|----------------|--------------------|--------------------------------------|
| 101-55190-00000-55-52120-G5226 | 27,152 | 2,311 | 29,463 | <i>Employer Medicare</i> |
| 101-55190-00000-55-52170-G5227 | 17,648 | 883 | 18,531 | <i>Retirement-Stabilization Rate</i> |
| 55390 APPROPRIATION TO STATE | 156,123 | - | 156,123 | |
| 55590 OTHER LOCAL WELFARE SERV | 20,825 | - | 20,825 | |
| 55900 OTHER PUBLIC HEALTH & WE | 25,000 | - | 25,000 | |
| 56500 LIBRARIES | 2,181,380 | - | 2,181,380 | |
| 56700 PARKS & FAIR BOARDS | 3,036,267 | - | 3,036,267 | |
| 56900 OTHER SOCIAL, CULTURAL & | 9,688 | - | 9,688 | |
| 57100 AGRICULTURAL EXTENSION S | 480,423 | - | 480,423 | |
| 57300 FOREST SERVICE | 2,000 | - | 2,000 | |
| 57500 SOIL CONSERVATION | 64,083 | - | 64,083 | |
| 57800 STORM WATER MANAGEMENT | - | - | - | |
| 58110 TOURISM | 1,825,000 | - | 1,825,000 | |
| 58120 INDUSTRIAL DEVELOPMENT | 2,152,625 | - | 2,152,625 | |
| 58220 AIRPORT | 442,430 | - | 442,430 | |
| 58300 VETERAN'S SERVICES | 634,833 | - | 634,833 | |
| 58400 OTHER CHARGES | 3,051,966 | - | 3,051,966 | |
| 58500 CONTRIBUTION TO OTHER AG | 2,731,500 | - | 2,731,500 | |
| 58600 EMPLOYEE BENEFITS | 603,000 | - | 603,000 | |
| 58900 MISC-CONT RESERVE | 15,000 | - | 15,000 | |
| 64000 LITTER & TRASH COLLECTIO | 183,027 | - | 183,027 | |
| 99100 OPERATING TRANSFERS | 654,440 | - | 654,440 | |
| Total General Fund Expenditures | 118,658,318 | 110,228 | 118,768,546 | |

Montgomery County Government
Schedule 1
ARPA Fund Budget

| | <i>2022-2023 Budget as of 8/15/2022</i> | <i>Proposed Increase (Decrease)</i> | <i>2022-2023 Amended Budget</i> | |
|--|---|---|---|---------------------------------------|
| 58831 ARPA | 11,963,040 | | | |
| 127-58831-00000-58-53990 | - | 13,000 | 13,000 | <i>Other Contracted Services</i> |
| 127-58831-00000-58-54990 | 99,164 | 60,000 | 159,164 | <i>Other Supplies & Materials</i> |
| 127-58831-00000-58-57060 | - | 170,825 | 170,825 | <i>Building Construction</i> |
| 127-58831-00000-58-57900 | 300,000 | 468,100 | 768,100 | <i>Other Equipment</i> |
| Total General Fund Expenditures | 399,164 | 711,925 | 1,111,089 | |

Montgomery County Government
Schedule 1
Highway Fund Budget

| | <i>2022-2023 Budget as of 8/15/2022</i> | <i>Proposed Increase (Decrease)</i> | <i>2022-2023 Amended Budget</i> | |
|---|---|---|---|--|
| 40110 - CURRENT PROPERTY TAX | 6,168,000 | | 6,168,000 | |
| 40120 - TRUSTEE'S COLLECTIONS - PRIOR YEAR | 108,000 | | 108,000 | |
| 40125 - TRUSTEES COLLECTIONS - BANKRUPTCY | 3,000 | | 3,000 | |
| 40130 - CIRCUIT/CHANCERY COLLECTIONS - PR YR | 50,000 | | 50,000 | |
| 40140 - INTEREST & PENALTY | 41,325 | | 41,325 | |
| 40270 - BUSINESS TAX | 120,000 | | 120,000 | |
| 40280 - MINERAL SEVERANCE TAX | 284,440 | | 284,440 | |
| 40320 - BANK EXCISE TAX | 28,143 | | 28,143 | |
| 44170 - MISCELLANEOUS REFUNDS | 20,000 | | 20,000 | |
| 44530 - SALE OF EQUIPMENT | - | | - | |
| 46410 - BRIDGE PROGRAM | 350,000 | 1,097,645 | 1,447,645 | <i>Bridge Program Reimbursement from State</i> |
| 46420 - STATE AID PROGRAM | 400,000 | | 400,000 | |
| 46920 - GASOLINE & MOTOR FUEL TAX | 3,912,000 | | 3,912,000 | |
| 46930 - PETROLEUM SPECIAL TAX | 124,345 | | 124,345 | |
| 46980 - OTHER STATE GRANTS | - | | - | |
| 47230 - DISASTER RELIEF | - | | - | |
| 47590 - OTHER FEDERAL THRU STATE | - | | - | |
| 48120 - PAVING & MAINTENANCE | - | | - | |
| 49700 - INSURANCE RECOVERY | 3,000 | | 3,000 | |
| TOTAL HIGHWAY FUND REVENUES | 11,612,253 | 1,097,645 | 12,709,898 | |
| Increase (Decrease) in Budgeted Fund Balance | | 1,097,645 | | |

Montgomery County Government
Schedule 1
Highway Fund Budget

| | <i>2022-2023 Budget as of 8/15/2022</i> | <i>Proposed Increase (Decrease)</i> | <i>2022-2023 Amended Budget</i> | |
|---|---|---|---|--|
| 61000 - ADMINISTRATION | 736,098 | - | 736,098 | |
| 62000 - HIGHWAY & BRIDGE MAINTENACE | 8,056,227 | - | 8,056,227 | |
| 63100 - OPERATION & MAINT OF EQUIPMENT | 1,382,907 | - | 1,382,907 | |
| 131-63100-00000-63-54990 | 43,260 | (4,500) | 38,760 | <i>Other Supplies & Materials</i> |
| 63600 - TRAFFIC CONTROL | 728,535 | - | 728,535 | |
| 65000 - OTHER CHARGES | 629,480 | - | 629,480 | |
| 66000 - EMPLOYEE BENEFITS | 59,000 | - | 59,000 | |
| 68000 - CAPITAL OUTLAY | 1,375,000 | - | 1,375,000 | |
| 131-68000-00000-68-57050 | 500,000 | 1,097,645 | 1,597,645 | <i>Bridge Construction</i> |
| 131-68000-00000-68-57120 | 2,000 | 4,500 | 6,500 | <i>Heating/Air Conditioning Equipment</i> |
| 131-68000-00000-68-57180 | 825,000 | 183,505 | 1,008,505 | <i>Add funds for surcharge, snowplows & salt spreaders</i> |
| 99100 - OPERATING TRANSFERS | - | - | - | |
| TOTAL HIGHWAY FUND EXPENDITURES | 14,337,507 | 1,281,150 | 13,006,007 | |
| Increase (Decrease) in Budgeted Fund Balance | | (1,281,150) | | |

Montgomery County Government
Schedule 1
Capital Project Fund Budget

| | <i>2022-2023 Budget as of 8/15/2022</i> | <i>Proposed Increase (Decrease)</i> | <i>2022-2023 Amended Budget</i> |
|---|---|---|---|
| 00000 - TRANSFERS TO OTHER FUNDS | 49,239,500 | - | 49,239,500 |
| 81100 - GENERAL GOVERNMENT DEBT SERVICE | - | - | - |
| 81300 - EDUCATION DEBT SERVICE | - | - | - |
| 82110 - PRINCIPAL GENERAL GOVERNMENT | - | - | - |
| 82130 - PRINCIPAL - EDUCATION | - | - | - |
| 82210 - INTEREST - GENERAL GOVERNMENT | - | - | - |
| 82230 - INTEREST-EDUCATION | - | - | - |
| 82310 - OTHER DEBT SERVICE-COUNTY GOVT | - | - | - |
| 82330 - OTHER DEBT SERVICE-EDUCATION | - | - | - |
| 91110 - GENERAL ADMINISTRATION PROJECT | - | - | - |
| 171-91110-02023-91-46980-G2330 | - | 14,000,000 | 14,000,000 <i>Parking Garage Project</i> |
| 91120 - ADMINISTRATION OF JUSTICE PROJECTS | - | - | - |
| 91130 - PUBLIC SAFETY PROJECTS | - | - | - |
| 91140 - PUBLIC HEALTH/WELFARE PROJECTS | - | - | - |
| 91150 - SOCIAL/CULTURAL/REC PROJECTS | 500,000 | - | 500,000 |
| 91190 - OTHER GENERAL GOVT PROJECTS | - | - | - |
| 91200 - HIGHWAY & STREET CAPITAL PROJECTS | - | - | - |
| 91300 - EDUCATION CAPITAL PROJECTS | - | - | - |
| TOTAL CAPITAL PROJECT FUND EXPENDITURES | 49,739,500 | 14,000,000 | 63,739,500 |
| Increase (Decrease) in Budgeted Fund Balance | | 14,000,000 | |

Montgomery County Government
Schedule 1
Capital Project Fund Budget

| | <i>2022-2023 Budget as of 8/15/2022</i> | <i>Proposed Increase (Decrease)</i> | <i>2022-2023 Amended Budget</i> | |
|---|---|---|---|--------------------------------|
| 00000 - TRANSFERS TO OTHER FUNDS | 300,000 | - | 300,000 | |
| 81100 - GENERAL GOVERNMENT DEBT SERVICE | - | - | - | |
| 81300 - EDUCATION DEBT SERVICE | - | - | - | |
| 82110 - PRINCIPAL GENERAL GOVERNMENT | - | - | - | |
| 82130 - PRINCIPAL - EDUCATION | - | - | - | |
| 82210 - INTEREST - GENERAL GOVERNMENT | - | - | - | |
| 82230 - INTEREST-EDUCATION | - | - | - | |
| 82310 - OTHER DEBT SERVICE-COUNTY GOVT | - | - | - | |
| 82330 - OTHER DEBT SERVICE-EDUCATION | - | - | - | |
| 91110 - GENERAL ADMINISTRATION PROJECT | 35,703,744 | - | 35,703,744 | |
| 171-91110-02023-91-53160-G2330 | - | 14,000,000 | 14,000,000 | <i>Parking Garage Projects</i> |
| 171-91110-02023-91-57990-BP145 | - | 290,000 | 290,000 | <i>Public Art</i> |
| 91120 - ADMINISTRATION OF JUSTICE PROJECTS | - | - | - | |
| 91130 - PUBLIC SAFETY PROJECTS | 1,157,805 | - | 1,157,805 | |
| 91140 - PUBLIC HEALTH/WELFARE PROJECTS | 2,450,641 | - | 2,450,641 | |
| 91150 - SOCIAL/CULTURAL/REC PROJECTS | 11,008,040 | - | 11,008,040 | |
| 91190 - OTHER GENERAL GOVT PROJECTS | 1,535,675 | - | 1,535,675 | |
| 91200 - HIGHWAY & STREET CAPITAL PROJECTS | 11,945,347 | - | 11,945,347 | |
| 91300 - EDUCATION CAPITAL PROJECTS | 98,148,269 | - | 98,148,269 | |
| TOTAL CAPITAL PROJECT FUND EXPENDITURES | 162,249,521 | 14,290,000 | 176,539,521 | |
| Increase (Decrease) in Budgeted Fund Balance | | (14,290,000) | | |

Consent Agenda

22-9-1, 22-9-2, 22-9-3

Minutes – August 8, 2022

Clerk's Report

Nominating Committee Nominations

Mayor Nominations and Appointments

On Motion to Adopt by Commissioner Beal, seconded by Commissioner Shelton, the

foregoing Consent Agenda items were Adopted and Approved by the following roll call vote:

| District | Commissioner | Vote | District | Commissioner | Vote | District | Commissioner | Vote |
|----------|-------------------|------|----------|-------------------|------|----------|----------------|------|
| 1 | John Gannon | Y | 8 | Tangi Smith | Y | 15 | David Harper | Y |
| 2 | Jason Knight | Y | 9 | Jorge Padro | Y | 16 | Lisa Prichard | Y |
| 3 | Joe Smith | Y | 10 | Jeremiah Walker | Y | 17 | Chris Rasnic | Y |
| 4 | Rickey Ray | Y | 11 | Joe Creek | Y | 18 | Ryan Gallant | Y |
| 5 | Rashidah Leverett | Y | 12 | Carmelle Chandler | Y | 19 | Billy Frye | Y |
| 6 | Michael Lankford | Y | 13 | Walker Woodruff | Y | 20 | Autumn Simmons | Y |
| 7 | Nathan Burkholder | Y | 14 | Joshua Beal | Y | 21 | David Shelton | Y |

Yeses – 21 Noes – Abstentions – 0

ABSENT: None

**RESOLUTION OF THE MONTGOMERY COUNTY BOARD OF COMMISSIONERS
TO APPROVE THE APPOINTMENT OF TIMOTHY HARVEY AS COUNTY
ATTORNEY AND COMPENSATION PLAN**

WHEREAS, by agreement dated October 13, 2014, and since that time and in furtherance and promotion of efficiency in the delivery of legal services to Montgomery County, Tennessee, Timothy Harvey has served as County Attorney pursuant to T.C.A. § 5-6-112 (1); and

WHEREAS, Timothy Harvey has accepted the appointment as County Attorney for Montgomery County, Tennessee from County Mayor Wes Golden pursuant to continue to serve as county attorney pursuant to T.C.A. § 5-6-112 (1); and

WHEREAS, Timothy Harvey will be compensated at the rate of \$12,000 annually, payable \$1,000 per month, which will include attending required regular activities of Montgomery County as the County Mayor directs in order to stay abreast of all county matters, including but not limited to all scheduled County Commission meetings, informal, special called, and executive sessions, and certain committee meetings which the county commission asks for legal counsel to be present; and

WHEREAS, Timothy Harvey will be the County Attorney for all legal matters and will be on call to receive inquiries from the County Mayor's Office, and other county offices and departments and to assist in regard to commission business such as consultation with the commissioners and other officials and departments of the county on any regular day-to-day activities or operations of the county as set out in Tennessee Code Annotated; and

WHEREAS, if called upon to provide services beyond above stated, Timothy Harvey as County Attorney, will bill the County Mayor's Office on an interim basis, at the hourly rate of \$200.00 per hour; and

WHEREAS, if the County Attorney utilizes assistance from other attorneys within his law firm in order to fulfill the county's needs expeditiously, said assistance will be limited only to matters that fall outside the services listed above. Other firm members will bill at the rate of \$200.00 per hour for associates; and

WHEREAS, Montgomery County agrees to reimburse County Attorney for photocopying fees, extraordinary mailing or shipping expenses, travel expenses, and all fees paid to third parties retained for purposes of representing the interests of the county and approved by the County Mayor, to include experts, court reporters, or other professionals employed by the County Attorney; and

WHEREAS, the County Attorney agrees to undertake the duty of advice and representation of the county as contemplated by statute on all legal matters, and will not entertain matters that are adverse to the interests of Montgomery County; and

WHEREAS, if the County Mayor or the County Attorney become dissatisfied with any or all portions of the assignments or compensation plan, each party must be afforded a thirty-day notice to nullify the appointment.

NOW, THEREFORE, BE IT RESOLVED by the Montgomery County Board of Commissioners meeting in regular session on this the 12th day of September 2022, that Timothy Harvey be approved as Attorney for Montgomery County per the stipulations set out herein.

Duly passed and approved this the 12th day of September 2022.



Sponsor

[Signature]

Commissioner

[Signature]

Approved

[Signature]

County Mayor

Attested

[Signature]

County Clerk

Consent Agenda

22-9-1, 22-9-2, 22-9-3

Minutes – August 8, 2022

Clerk's Report

Nominating Committee Nominations

Mayor Nominations and Appointments

On Motion to Adopt by Commissioner Beal, seconded by Commissioner Shelton, the

foregoing Consent Agenda items were Adopted and Approved by the following roll call vote:

| District | Commissioner | Vote | District | Commissioner | Vote | District | Commissioner | Vote |
|----------|-------------------|------|----------|-------------------|------|----------|----------------|------|
| 1 | John Gannon | Y | 8 | Tangi Smith | Y | 15 | David Harper | Y |
| 2 | Jason Knight | Y | 9 | Jorge Padro | Y | 16 | Lisa Prichard | Y |
| 3 | Joe Smith | Y | 10 | Jeremiah Walker | Y | 17 | Chris Rasnic | Y |
| 4 | Rickey Ray | Y | 11 | Joe Creek | Y | 18 | Ryan Gallant | Y |
| 5 | Rashidah Leverett | Y | 12 | Carmelle Chandler | Y | 19 | Billy Frye | Y |
| 6 | Michael Lankford | Y | 13 | Walker Woodruff | Y | 20 | Autumn Simmons | Y |
| 7 | Nathan Burkholder | Y | 14 | Joshua Beal | Y | 21 | David Shelton | Y |

Yeses – 21 Noes – Abstentions – 0

ABSENT: None

COUNTY COMMISSION MINUTES FOR

AUGUST 8, 2022

SUBMITTED FOR APPROVAL SEPTEMBER 12, 2022

BE IT REMEMBERED that the Board of Commissioners of Montgomery County, Tennessee, met in regular session, on Monday, August 8, 2022, at 6:00 P.M. Present and presiding, the Hon. Jim Durrett, County Mayor (Chairman). Also present, Lee Harrell, Chief of Staff, Teresa Cottrell, Chief Deputy Clerk, John Fuson, Sheriff, Tim Harvey, County Attorney, Jeff Taylor, Director of Accounts and Budgets, and the following Commissioners:

| | | |
|-------------------|----------------------|--------------------|
| Jerry Allbert | David Harper | Rickey Ray |
| Randy Allbert | Garland Johnson | Larry Rocconi |
| Joshua Beal | Charles Keene | Robert Sigler |
| Loretta J. Bryant | Rashidah A. Leverett | Walker R. Woodruff |
| Brandon Butts | James R. Lewis | |
| Carmelle Chandler | Lisa L. Prichard | |
| Joe L. Creek | Chris Rasnic | |

PRESENT: 18

ABSENT: John M. Gannon, Joe Smith, and Tangi C. Smith (3)

When and where the following proceedings were had and entered of record,
to-wit:

Mayor Durrett presented a Proclamation to Connie Gunnett in honor of her retirement as Register of Deeds.

Mayor Durrett presented a Proclamation to Kellie Jackson in honor of her retirement as County Clerk.

Mayor Durrett presented Proclamations to departing Commissioners Charles Keene, Randy Allbert, Brandon Butts, James Lewis, Loretta Bryant, Robert Sigler, Garland Johnson, Jerry Allbert, and Larry Rocconi, for their loyal and dedicated service to Montgomery County Government.

The following Zoning Resolutions were Adopted:

CZ-14-2022 Resolution of the Montgomery County Board of Commissioners Amending the Zone Classification of the Property of M Ireland LLC

CZ-15-2022 Resolution of the Montgomery County Board of Commissioners Amending the Zone Classification of the Property of Kevin & Gwen Griffy

The following Resolutions and Items were Adopted and Approved as part of the Consent Agenda:

22-8-1 Resolution to Amend the Budgets of Various Funds for Fiscal Year 2023 in Certain Areas of Revenues and Expenditures

22-8-3 Resolution to Appropriate Additional Funds to Hire Four School Resource Officer Positions Originally Budgeted for January 1, 2023

22-8-5 Resolution Amending the Budgets of the Montgomery County General Fund, Highway Fund and Risk Management Fund for the Purpose of Appropriating Funds for a Five Percent Cost of Living Adjustment (5% COLA) to the Salaries of Montgomery County Employees

22-8-6 Resolution Authorizing the Economic Development Council to Apply FY22 Reserve Funds Toward Retroactive Cost of Living Allowances in FY23

- Commission Minutes dated July 11, 2022
- County Clerk's Report and Notary List
- Nominating Committee Nomination
- County Mayor Nominations and Appointments
- Highway Department 2022 First and Second Quarter Road List

The following Resolution Failed:

22-8-4 Resolution to Authorize the Regional Planning Commission to Rehear a Matter

The following Resolutions were Adopted:

A Motion to Suspend the Rules was Approved unanimously prior to voting on Resolution 22-8-7.

- 22-8-7 Resolution to Enter into Interlocal Cooperative Purchasing Agreement with H-GAC for the Bulk Purchase Pricing of Firefighting Gear and Equipment
- 22-8-2 Amended Resolution of the County Commission of the County of Montgomery, Tennessee, Authorizing the Execution of an Intergovernmental Agreement Relating to a Public Parking Facility

The following Resolution was pulled from the Agenda:

- 22-8-8 Resolution to Develop Interlocal Agreement Regarding City of Clarksville Payments for Costs of Tax Assessment Reappraisal

Reports Filed:

1. Driver Safety Program Report – 2ndQuarter 2022
2. Trustee’sMonthly Reports
3. Financial Report FY22 – County Clerk
4. Financial Report FY22 – General Sessions, Circuit Court, Juvenile Court
5. Financial Report FY22 –Register of Deeds
6. Financial Report FY22 – Clerk and Master, Chancery Court
7. Financial ReportFY22 – County Trustee
8. Financial Report FY22 –Sheriff’s Office
9. Airport Quarterly Report – 4thQuarterFY22
10. Capital Projects Quarterly Report
11. Building & Codes Monthly Reports
12. Accounts & Budgets Monthly Reports

Special presentations, in honor of Mayor Durrett’s farewell, were given by the following individuals:

1. Jimmie Edwards and Bill Webb – EMS Presentation
2. State Representatives – Rep. Johnson, Sen. Powers, Rep. Hodges
3. Commissioner Larry Rocconi – on behalf of Commissioners

The Board was adjourned at 7:04 P.M.

Submitted by:



Kellie A. Jackson, Clerk
Kellie A. Jackson
County Clerk

By: Jeresa Cottrell, C.P.O.

Consent Agenda

22-9-1, 22-9-2, 22-9-3

Minutes – August 8, 2022

Clerk's Report

Nominating Committee Nominations

Mayor Nominations and Appointments

On Motion to Adopt by Commissioner Beal, seconded by Commissioner Shelton, the

foregoing Consent Agenda items were Adopted and Approved by the following roll call vote:

| District | Commissioner | Vote | District | Commissioner | Vote | District | Commissioner | Vote |
|----------|-------------------|------|----------|-------------------|------|----------|----------------|------|
| 1 | John Gannon | Y | 8 | Tangi Smith | Y | 15 | David Harper | Y |
| 2 | Jason Knight | Y | 9 | Jorge Padro | Y | 16 | Lisa Prichard | Y |
| 3 | Joe Smith | Y | 10 | Jeremiah Walker | Y | 17 | Chris Rasnic | Y |
| 4 | Rickey Ray | Y | 11 | Joe Creek | Y | 18 | Ryan Gallant | Y |
| 5 | Rashidah Leverett | Y | 12 | Carmelle Chandler | Y | 19 | Billy Frye | Y |
| 6 | Michael Lankford | Y | 13 | Walker Woodruff | Y | 20 | Autumn Simmons | Y |
| 7 | Nathan Burkholder | Y | 14 | Joshua Beal | Y | 21 | David Shelton | Y |

Yeses – 21 Noes – Abstentions – 0

ABSENT: None

**County Clerk's Report
September 12, 2022**

Comes Teresa Cottrell, County Clerk, Montgomery County, Tennessee, and presents the County Clerk's Report for the month of August 2022.

I hereby request that the persons named on the list of new applicants to the office of Notary Public be elected. The Oaths of the Elected County Officials, Judicial Commissioner, Sheriff's Deputy, and Deputy County Officials are approved as taken.

This report shall be spread upon the minutes of the Board of County Commissioners.

This the 12th day of September 2022.

Teresa Cottrell
County Clerk



OATHS OF ELECTED COUNTY OFFICIALS

| NAME | OFFICE | DATE |
|------------------------|--|------------|
| Wesley Todd Golden | County Mayor | 08/30/2022 |
| John S. Fuson | Sheriff | 08/30/2022 |
| Teresa Cottrell | County Clerk | 08/30/2022 |
| Julie Chadwick Runyon | Register of Deeds | 08/30/2022 |
| Wendy J. Davis | Circuit Court Clerk / Jury Coordinator | 08/30/2022 |
| Kimberly Wiggins | County Trustee | 08/30/2022 |
| John M. Gannon, Sr. | County Commissioner, District 1 | 08/30/2022 |
| Jason Knight | County Commissioner, District 2 | 08/30/2022 |
| Joe Smith | County Commissioner, District 3 | 08/30/2022 |
| Rickey Ray | County Commissioner, District 4 | 08/30/2022 |
| Rashidah Leverett | County Commissioner, District 5 | 08/30/2022 |
| Michael Lankford | County Commissioner, District 6 | 08/30/2022 |
| Nathan Burkholder | County Commissioner, District 7 | 08/30/2022 |
| Tangi Smith | County Commissioner, District 8 | 08/30/2022 |
| Jorge Padro | County Commissioner, District 9 | 08/30/2022 |
| Jeremiah Walker | County Commissioner, District 10 | 08/30/2022 |
| Joe Creek | County Commissioner, District 11 | 08/30/2022 |
| Carmelle Chandler | County Commissioner, District 12 | 08/30/2022 |
| Walker Woodruff | County Commissioner, District 13 | 08/30/2022 |
| Joshua Beal | County Commissioner, District 14 | 08/30/2022 |
| David Harper | County Commissioner, District 15 | 08/30/2022 |
| Lisa Prichard | County Commissioner, District 16 | 08/30/2022 |
| Chris Rasnic | County Commissioner, District 17 | 08/30/2022 |
| Ryan Gallant | County Commissioner, District 18 | 08/30/2022 |
| Billy Frye | County Commissioner, District 19 | 08/30/2022 |
| Autumn Simmons | County Commissioner, District 20 | 08/30/2022 |
| David Shelton | County Commissioner, District 21 | 08/30/2022 |
| Carol Berry | School Board, District 1 | 08/30/2022 |
| Herbert A. Nelson, Jr. | School Board, District 3 | 08/30/2022 |
| Jimmie Garland | School Board, District 5 | 08/30/2022 |
| Aron Maberry | School Board, District 7 | 08/30/2022 |

OATH OF JUDICIAL COMMISSIONER

| NAME | OFFICE | DATE |
|--------------------|-----------------------|------------|
| Carolyn K. Honholt | Judicial Commissioner | 08/05/2022 |

OATH OF DEPUTY SHERIFF

| NAME | OFFICE | DATE |
|-----------------|----------------|------------|
| Mikaela Luketic | Deputy Sheriff | 08/16/2022 |

OATHS OF DEPUTY COUNTY OFFICIALS

| NAME | OFFICE | DATE |
|---------------------|---|------------|
| Jaymee Burwell | Deputy County Clerk | 08/08/2022 |
| Ashley E. Burac | Deputy County Clerk | 08/15/2022 |
| Karley Hodges | Deputy Circuit Court Clerk/Jury Coordinator | 08/08/2022 |
| Charolette Phillips | Deputy Circuit Court Clerk | 08/08/2022 |
| Sierra Suiter | Deputy Circuit Court Clerk | 08/08/2022 |
| Alyssa Anderson | Deputy Circuit Court Clerk | 08/16/2022 |

MONTGOMERY COUNTY CLERK
 TERESA COTTRELL COUNTY CLERK
 350 PAGEANT LANE SUITE 502
 CLARKSVILLE TN 37040
 Telephone 931-648-5711
 Fax 931-572-1104

Notaries to be elected September 12, 2022

| NAME | HOME ADDRESS AND PHONE | BUSINESS ADDRESS AND PHONE |
|------------------------------|---|--|
| 1. ELIZABETH ABEЕ | 1556 BARRET DRIVE CLARKSVILLE TN 37043 931 801 7635 | 2050 LOWES DR CLARKSVILLE TN 37043 931 431 2136 |
| 2. ANNA RENAE ALVAREZ | 451 ALS LANE CLARKSVILLE TN 37042 931-216-1417 | 808 KRAFT ST STE C CLARKSVILLE TN 37040 931 645 3803 |
| 3. COLLANTHIA ANDREWS | 679 SLY FOX DRIVE CLARKSVILLE TN 37040 615 294 7516 | 679 SLY FOX DRIVE CLARKSVILLE TN 37040 6159242056 |
| 4. JENELIISE M. ANTOLE | 1478 GOLF CLUB LANE CLARKSVILLE TN 37040 931 809 0999 | 301 MAIN ST. CLARKSVILLE TN 37040 931-647-3377 |
| 5. LORRETTA L BAGGETT | 1280 CLOVERDALE DR CLARKSVILLE TN 37040 931-436-3262 | 350 PAGEANT LANE SUITE 309 CLARKSVILLE TN 37040 931-648-5718 |
| 6. TERRI L BARRETT | 486 WINDING BLUFF WAY CLARKSVILLE TN 37040 413 446 4012 | 1517 HUNT CLUB BLVD #200 GALLATIN TN 37066 |
| 7. JOANNA BELCHER | 509 ASPEN DR CLARKSVILLE TN 37042 931-652-8101 | |
| 8. DAKITA LEANN BONDS | 237 MARSHALL DR CLARKSVILLE TN 37042 517-348-6106 | |
| 9. CRYSTAL U BURGESON | 49 OLIVE CIR CLARKSVILLE TN 37040 270 498 2247 | |
| 10. LAIKEN MCKENZY CASTRO | 1405 KINGBIRD DR CLARKSVILLE TN 37040 931-220-6992 | 2285 TRENTON RD CLARKSVILLE TN 37040 931-552-1111 |
| 11. KELLY J CLIFTON | 1404 ELLIOTT COURT CLARKSVILLE TN 37042 931-801 9686 | 2050 LOWE'S DRIVE CLARKSVILLE TN 37040 931-431-2110 |
| 12. KATYE COOK | 352 BARRY DR CLARKSVILLE TN 37040 254-319-0840 | 12820 BUSINESS PARK DR CLARKSVILLE TN 37040 931-647-3501 |
| 13. KATHY L COOP | 3424 CLEARWATER DR CLARKSVILLE TN 37042 315 778 8417 | 2050 LOWES DR CLARKSVILLE TN 37040 9314312284 ext 2284 |

MONTGOMERY COUNTY CLERK
 TERESA COTTRELL COUNTY CLERK
 350 PAGEANT LANE SUITE 502
 CLARKSVILLE TN 37040
 Telephone 931-648-5711
 Fax 931-572-1104

Notaries to be elected September 12, 2022

| NAME | HOME ADDRESS AND PHONE | BUSINESS ADDRESS AND PHONE |
|--------------------------------|---|--|
| 14. MICHAEL CURTIS | 2342 MOCKINGBIRD HILL RD PALMYRA TN 37142 931-552-0730 3899 SADLERSVILLE RD ADAMS TN 37010 931-237-7393 | 334 EUBANK DR CLARKSVILLE TN 37042 931 552 0730 2292 DALTON DR STE 7 CLARKSVILLE TN 37040 9315031111 |
| 15. DEBORAH LYNNE DALVIT | 509 ROTARY HILLS CT CLARKSVILLE TN 37040 315 247 7887 117 KEITH DR CLARKSVILLE TN 37043 931 249 1018 | 400 FRANKLIN ST CLARKSVILLE TN 37040 931 552 0654 308 S SECOND ST. CLARKSVILLE TN 37040 931-552-1480 |
| 16. MORGAN L DANA | 1141 OLD MACK RD. CLARKSVILLE TN 37040 931-387-1100 4237 N WOODSTOCK DR CLARKSVILLE TN 37040 931 614 9200 | 1477 TINY TOWN RD CLARKSVILLE TN 37042 931 436 2140 |
| 17. KAYLA DENNEY | 909 EXCALIBUR DR CLARKSVILLE TN 37040 706 604 3762 2602 BURCH RD CLARKSVILLE TN 37042 931 494 3306 | 650 JOEL DRIVE FORT CAMPBELL KY 42223 270 9560342 2625 WILMA RUDOLPH BLVD CLARKSVILLE TN 37040 9319206534 |
| 18. BRITTANI B. DIAL | 1016 MICHAELA CIR CLARKSVILLE TN 37043 931-610-0262 4760 BOWERS CEMETERY RD INDIAN MOUND TN 37079 931 561 3846 | 730 ECONOMY DR CLARKSVILLE TN 37043 931 368 0237 320 FRANKLIN ST CLARKSVILLE TN 37040 931-820-0284 |
| 19. KAMILLE DUNBAR | 1675 VALLEY RD CLARKSVILLE TN 37043 912-257-2887 525 DEXTER DR CLARKSVILLE TN 37043 407-247-5237 | 161 ROSA PARKS BLVD NASHVILLE TN 32803 629-395-8475 308 FRANKLIN ST CLARKSVILLE TN 37040 931-648-5700 |
| 20. KEYMONTA EPPS | 598 WESTCHESTER CT CLARKSVILLE TN 37043 931-216-0131 | |
| 21. KARLETTA F EPPS | | |
| 22. CAROL H FINCH | | |
| 23. KATHERINE GARVIN | | |
| 24. ALEXIS GIBBONS | | |
| 25. ALEXANDRA MARIE GIOVANELLI | | |
| 26. PAULA GOOCH | | |

MONTGOMERY COUNTY CLERK
TERESA COTTRELL COUNTY CLERK
350 PAGEANT LANE SUITE 502
CLARKSVILLE TN 37040
Telephone 931-648-5711
Fax 931-572-1104

Notaries to be elected September 12, 2022

| <u>NAME</u> | <u>HOME ADDRESS AND PHONE</u> | <u>BUSINESS ADDRESS AND PHONE</u> |
|-------------------------|--|--|
| 27. MARIAH L HARDEN | 34 DAKOTA LN PARIS TN 38242 731 333 5000 403 SANGO RD CLARKSVILLE TN 37043 | 127 SOUTH THIRD ST CLARKSVILLE TN 37040 931 645 9900 116 CENTER POINTE DR CLARKSVILLE TN 37040 |
| 28. TRACEY HENDRICKSON | 931 206 3159 22 GARTH DR CLARKSVILLE TN 37040 | 931 647 0677 495 DUNLOP LANE CLARKSVILLE TN 37040 |
| 29. STEPHANIE D HENRY | 931 801 7628 796 BUCKHORN DR. CLARKSVILLE TN 37043 | 931 648 7172 2301 RUDOLPH TOWN RD. CLARKSVILLE TN 37043 |
| 30. GLORIA J HENSHAW | 931-801-5922 1620 GRATTON RD CLARKSVILLE TN 37043 | 931-647-6370 270 WALTON WAY HOPKINSVILLE KY 42240 |
| 31. AMBER P HOLLAND | 615-804-9189 1775 RIDGE RUNNER CT CLARKSVILLE TN 37042 | 110 9TH AVE SOUTH NASHVILLE TN 37203 |
| 32. CORA D. HUNT | 931-217-2569 1449 KINGBIRD DR CLARKSVILLE TN 37040 | 798 BERRY RD NASHVILLE TN 37201 |
| 33. EDWARD L JACKSON II | 502 390 6368 765 ROB AVE APT 14 CLARKSVILLE TN 37040 | 615 385 5390 308 S 2ND ST CLARKSVILLE TN 37040 |
| 34. ABBY JINERSON | 989 600 2755 1349 DAN BROWN DR CLARKSVILLE TN 37040 | 931 552 1480 |
| 35. JESSICA E KELSO | 931-919-3380 94 GALLANT COURT CLARKSVILLE TN 37043 | 135 CENTER POINTE DR CLARKSVILLE TN 37040 |
| 36. KATIE KETCH | 931 237 3979 4155 ATKINS RD CUNNINGHAM TN 37052 | 931 647 0677 1808 HAYNES STREET CLARKSVILLE TN 37043 |
| 37. KAYLA KNIGHT | 931-980-9080 112 MAPLEMERE DRIVE CLARKSVILLE TN 37040 | 931-647-5592 308 S 2ND ST CLARKSVILLE TN 37040 |
| 38. TRACY P KNIGHT | 865-803-2339 233 HONEY FORK RD INDIAN MOUND TN 37079 | 931 552 1480 512 MADISON ST STE A CLARKSVILLE TN 37040 |
| 39. MELISSA LA MATTINA | 559 415 0645 | 931 202 3441 |

MONTGOMERY COUNTY CLERK
 TERESA COTTRELL COUNTY CLERK
 350 PAGEANT LANE SUITE 502
 CLARKSVILLE TN 37040
 Telephone 931-648-5711
 Fax 931-572-1104

Notaries to be elected September 12, 2022

| NAME | HOME ADDRESS AND PHONE | BUSINESS ADDRESS AND PHONE |
|--------------------------|---|--|
| 40. EVA LAPAR | 530 GLENSTONE SPRINGS DR CLARKSVILLE TN 37043 615-601-4659 | 322 MAIN ST CLARKSVILLE TN 37040 931 221 8917 |
| 41. TONI A LAVIGNE | 1594 BRIDGEWOOD RD. CLARKSVILLE TN 37040 931-624-3642 | 1309 TYLERTOWN RD CLARKSVILLE TN 37040 9316471500 |
| 42. CHRISTINE B LAWRENCE | 1715 WOLVERTON DR FORT CAMPBELL KY 42223 913 702 5783 | 308 S 2ND ST CLARKSVILLE TN 37040 931 552 1480 |
| 43. JANET L. LEWIS | 2180 RIVER RD CLARKSVILLE TN 37040 931-801-1005 | 1130 COLLEGE ST CLARKSVILLE TN 37040 9315526573 |
| 44. CLAY H LEWIS IV | 1038 ROSSVIEW RD CLARKSVILLE TN 37043 931 206 6159 | 1477 TINY TOWN RD CLARKSVILLE TN 37042 931 436 2140 |
| 45. RODNEY LOCKERMAN | 4449 OLD CLARKSVILLE PIKE CLARKSVILLE TN 37043 931 206 6161 | 4449 OLD CLARKSVILLE PIK CLARKSVILLE TN 37043 931 980 5962 |
| 46. TINA B LOPEZ | 696 QUENTIN DR CLARKSVILLE TN 37042 931 551 8134 | |
| 47. JACOB LYLES | 116 MAUREEN DR UNIT A CLARKSVILLE TN 37043 214 717 1832 | 9318016619 |
| 48. PEDRO JUAN MANDEZ JR | 198 MELBOURNE DR CLARKSVILLE TN 37043 931-919-8858 | 110 LIFE'S GOOD WAY CLARKSVILLE TN 37040 |
| 49. MICHAEL MASTERSON | 1918 HILLTOP RD CLARKSVILLE TN 37040 931 249 1995 | |
| 50. JODI G MCBRYANT | 1208 JUNIPER PASS CLARKSVILLE TN 37043 931-436-3883 | 217 S 3RD ST CLARKSVILLE TN 37040 9316489090 |
| 51. FELICIA MCCA | 1277 SILVER STAR DR CLARKSVILLE TN 37042 931 220 1707 | |

MONTGOMERY COUNTY CLERK
 TERESA COTTRELL COUNTY CLERK
 350 PAGEANT LANE SUITE 502
 CLARKSVILLE TN 37040
 Telephone 931-648-5711
 Fax 931-572-1104

Notaries to be elected September 12, 2022

| NAME | HOME ADDRESS AND PHONE | BUSINESS ADDRESS AND PHONE |
|-------------------------------|---|--|
| 52. G. MILLER | 823 PROFESSIONAL PARK DR C CLARKSVILLE TN 37040 615-635-9932 | 3896 STEWARTS LANE NASHVILLE TN 37201 615 742 0006 |
| 53. DANELLE MILLS | 1152 GENTRY DT CLARKSVILLE TN 37043 931 237 0643 | 420 MADISON ST SUITE C CLARKSVILLE TN 37040 9313256699 |
| 54. KARLA J MULLEN | 3267 N SENSENEY DR CLARKSVILLE TN 37042 931.218.8331 | 2693 TOWNSEND CIR STE C CLARKSVILLE TN 37043 931 218 8331 |
| 55. REBECCA MULSON | 3118 LARSON LANE CLARKSVILLE TN 37043 931-591-9209 | |
| 56. JORDAN MULSON | 3118 LARSON LN CLARKSVILLE TN 37043 321-615-2626 | |
| 57. TOMMY NORTON | 132 HWY 120 BIG ROCK TN 37023 615 961 8354 | 511 N RIVERSIDE DR CLARKSVILLE TN 37040 931 919 0302 |
| 58. TRESA OWENS | 2808 PAM DR CLARKSVILLE TN 37043 931 302 5483 | 2024 STE A WILMA RUDOLPH BLVD CLARKSVILLE TN 37040 931 542 9006 |
| 59. JULIANNA PARMELEE | 2205 LADD DRIVE CLARKSVILLE TN 37043 518-649-0375 | 120 S SECOND STREET SUITE 200 CLARKSVILLE TN 37040 9319060088 |
| 60. RICHARD FORREST POWELL | 1125 DRAKES COVE RD NORTH ADAMS TN 37010 931-220-0971 | |
| 61. KATHY L ROSE | 832 STAFFORD ST CLARKSVILLE TNTN 37040 931-801-2125 | 350 PAGEANT LANE SUITE 309 CLARKSVILLE TNTN 37040 931-648-5718 |
| 62. MARISOL SALGADO | 1282 SLAYDEN CIR CLARKSVILLE TN 37040 520-208-7289 | 127 S THIRD ST CLARKSVILLE TN 37040 931645.9900 |
| 63. MISTY SCHEURMAN | 4865 DEVERS RD SOUTHSIDE TN 37171 931-218-0044 | 7475 COCKRILL BLVD NASHVILLE TN 37201 615-350-1107 |

MONTGOMERY COUNTY CLERK
 TERESA COTTRELL COUNTY CLERK
 350 PAGEANT LANE SUITE 502
 CLARKSVILLE TN 37040
 Telephone 931-648-5711
 Fax 931-572-1104

Notaries to be elected September 12, 2022

| NAME | HOME ADDRESS AND PHONE | BUSINESS ADDRESS AND PHONE |
|-----------------------------|--|---|
| 64. LATONYA D. SILMON | 3769 WINDHAVEN DR CLARKSVILLE TN 37040 931 614 8535 | |
| 65. JAMIE A SMITH | 3254 SOUTH SNESENEY CIR CLARKSVILLE TN 37040 941 586 2392 | 220 HWY 76 CLARKSVILLE TN 37043 |
| 66. TIFFANY M SMITH | 700 WHITE FACE DR CLARKSVILLE TN 37040 931-436-4290 | 1960 MADISON ST STE J CLARKSVILLE TN 37043 931-905-1997 |
| 67. TAMELA TALIENTO | 1453 HICKORY POINT RD CLARKSVILLE TN 37043 931 802 1760 | 168 JACK MILLER BLVD CLARKSVILLE TN 37042 931 431 9700 |
| 68. KERRY TAYLOR | 1267 CLOVERDALE DR CLARKSVILLE TN 37040 931-249-7520 | |
| 69. MCKENZIE THOMAS | 1273 INDIAN MOND RD INDIAN MOUND TN 37079 931-627-1118 | 127 S 3RD ST CLARKSBURG TN 37040 9316459900 |
| 70. JESSICA TODD | 503 CEDAR VALLEY DR CLARKSVILLE TN 37043 615 556 7827 | 3845 TRENTON RD CLARKSVILLE TN 37040 931 920 7100 |
| 71. WILLIAM VINACCO | 1960 LEIGHTON COURT CLARKSVILLE TN 37043 706-400-8118 | 1960 LEIGHTON CLARKSVILLE TN 37043 |
| 72. KATRINA WALL | 1591 COBRA LN CLARKSVILLE TN 37042 931 551 6379 | 120 A DUNBAR CAVE RD CLARKSVILLE TN 37043 615 724 5130 |
| 73. D. LAJOYCE WEATHERSPOON | 3117 SOUTHPOINT DR CLARKSVILLE TN 37043 931-820-1022 | 601 GRACEY AVE CLARKSVILLE TN 37040 931-648-5640 |
| 74. IESHA WELCH | 313 LANSINGER LANE APT D CLARKSVILLE TN 37042 931-206-4679 | 4135 FT CAMPBELL BLVD HOPKINSVILLE KY 42240 |
| 75. MEGAN YORK | 2551 MORRISON LANE CLARKSVILLE TN 37040 931-561-1063 | 120 COMMERCE STREET CLARKSVILLE TN 37040 931-648-0611 |
| 76. ERIN G YOW | 131 ROY RD CLARKSVILLE TN 37040 615 972 2515 | 501 HWY 76 CLARKSVILLE TN 37043 931 920 3931 |

Consent Agenda

22-9-1, 22-9-2, 22-9-3

Minutes – August 8, 2022

Clerk's Report

Nominating Committee Nominations

Mayor Nominations and Appointments

On Motion to Adopt by Commissioner Beal, seconded by Commissioner Shelton, the

foregoing Consent Agenda items were Adopted and Approved by the following roll call vote:

| District | Commissioner | Vote | District | Commissioner | Vote | District | Commissioner | Vote |
|----------|-------------------|------|----------|-------------------|------|----------|----------------|------|
| 1 | John Gannon | Y | 8 | Tangi Smith | Y | 15 | David Harper | Y |
| 2 | Jason Knight | Y | 9 | Jorge Padro | Y | 16 | Lisa Prichard | Y |
| 3 | Joe Smith | Y | 10 | Jeremiah Walker | Y | 17 | Chris Rasnic | Y |
| 4 | Rickey Ray | Y | 11 | Joe Creek | Y | 18 | Ryan Gallant | Y |
| 5 | Rashidah Leverett | Y | 12 | Carmelle Chandler | Y | 19 | Billy Frye | Y |
| 6 | Michael Lankford | Y | 13 | Walker Woodruff | Y | 20 | Autumn Simmons | Y |
| 7 | Nathan Burkholder | Y | 14 | Joshua Beal | Y | 21 | David Shelton | Y |

Yeses – 21 Noes – Abstentions – 0

ABSENT: None

NOMINATING COMMITTEE NOMINATIONS

September 12, 2022

AG EXTENSION COMMITTEE

Commissioner Nathan Burkholder nominated to fill the unexpired term of Commissioner Sigler with term to expire January 2024.

Commissioner Michael Lankford nominated to fill the unexpired term of Commissioner Randy Allbert with term to expire January 2024.

AUDIT COMMITTEE

Commissioner Michael Lankford nominated to fill the unexpired term of Commissioner Sigler with term to expire December 2023.

BEER BOARD

Commissioner David Shelton nominated to fill the unexpired term of Commissioner Randy Allbert with term to expire July 2024.

Commissioner Jason Knight nominated to fill the unexpired term of Commissioner Bryant with term to expire July 2024.

CHAIRPERSON OF LEGISLATIVE BODY

Mayor Wes Golden nominated as Chairperson of the County Legislative Body to serve a one- year term to expire September 2023.

CHAIRPERSON PRO TEMPORE

Commissioner John Gannon has been filling the unexpired term of Commissioner Rocconi and is eligible for a one-year term to expire September 2023.

DELINQUENT TAX SALES AND RELEASE COMMITTEE

Commissioner David Shelton nominated to fill the unexpired term of Commissioner Sigler with term to expire October 2023.

ECONOMIC AND COMMUNITY DEVELOPMENT BOARD

Commissioner Jeremiah Walker nominated to replace Commissioner Joe Smith whose term has expired with new term to expire August 2026 (coterminous with term in office).

HIGHWAY COMMISSION LIAISON COMMITTEE

Commissioner Billy Frye nominated to replace Commissioner Johnson for a one-year term with term to expire September 2023.

JAIL & JUVENILE DETENTION COMMITTEE

Commissioner Ryan Gallant nominated to fill the unexpired term of Commissioner Sigler with term to expire January 2024.

LEGISLATIVE LIAISON COMMITTEE

Commissioner Autumn Simmons nominated to fill the unexpired term of Commissioner Bryant with term to expire July 2023.

NOMINATING COMMITTEE

Commissioner Michael Lankford nominated to fill the unexpired term of Commissioner Bryant with term to expire January 2023.

Commissioner Tangi Smith nominated to fill the unexpired term of Commissioner Lewis with term to expire January 2023.

SCHOOL LIAISON COMMITTEE

Commissioner Rashidah Leverett nominated to fill the unexpired term of Commissioner Jerry Allbert with term to expire January 2024.

Commissioner Ryan Gallant nominated to fill the unexpired term of Commissioner Keene with term to expire January 2024.

Consent Agenda

22-9-1, 22-9-2, 22-9-3

Minutes – August 8, 2022

Clerk's Report

Nominating Committee Nominations

Mayor Nominations and Appointments

On Motion to Adopt by Commissioner Beal, seconded by Commissioner Shelton, the

foregoing Consent Agenda items were Adopted and Approved by the following roll call vote:

| District | Commissioner | Vote | District | Commissioner | Vote | District | Commissioner | Vote |
|----------|-------------------|------|----------|-------------------|------|----------|----------------|------|
| 1 | John Gannon | Y | 8 | Tangi Smith | Y | 15 | David Harper | Y |
| 2 | Jason Knight | Y | 9 | Jorge Padro | Y | 16 | Lisa Prichard | Y |
| 3 | Joe Smith | Y | 10 | Jeremiah Walker | Y | 17 | Chris Rasnic | Y |
| 4 | Rickey Ray | Y | 11 | Joe Creek | Y | 18 | Ryan Gallant | Y |
| 5 | Rashidah Leverett | Y | 12 | Carmelle Chandler | Y | 19 | Billy Frye | Y |
| 6 | Michael Lankford | Y | 13 | Walker Woodruff | Y | 20 | Autumn Simmons | Y |
| 7 | Nathan Burkholder | Y | 14 | Joshua Beal | Y | 21 | David Shelton | Y |

Yeses – 21 Noes – Abstentions – 0

ABSENT: None

COUNTY MAYOR NOMINATIONS

September 12, 2022

AIRPORT AUTHORITY LIAISON

Commissioner Billy Frye nominated to fill the unexpired term of Commissioner Bryant with term to expire October 2022.

Commissioner David Shelton nominated to fill the unexpired term of Commissioner Jerry Allbert with term to expire October 2022.

ANIMAL CARE AND CONTROL COMMITTEE

Tanner Shamblin nominated to fill the unexpired term of Tracie Hogan with term to expire January 2023.

BUILDING AND CODES COMMITTEE

Commissioner Jeremiah Walker nominated to fill the unexpired term of Commissioner Bryant with term to expire August 2023.

COMMUNITY CORRECTIONS ADVISORY BOARD

Commissioner Jeremiah Walker nominated to fill the unexpired term of Commissioner Johnson with term to expire November 2024.

EMERGENCY MEDICAL SERVICES

Commissioner Nathan Burkholder nominated to fill the unexpired term of Commissioner Randy Allbert with term to expire July 2024.

Commissioner Ryan Gallant nominated to fill the unexpired term of Commissioner Johnson with term to expire July 2024.

FIRE PROTECTION COMMITTEE

Commissioner David Harper nominated to fill the unexpired term of Commissioner Randy Allbert with term to expire July 2024.

Commissioner Walker Woodruff nominated to fill the unexpired term of Commissioner Johnson with term to expire July 2023.

PARKS COMMITTEE

Commissioner Jason Knight nominated to fill the unexpired term of Commissioner Keene with term to expire June 2023.

PURCHASING COMMITTEE

Commissioner Jorge Padro nominated to fill the unexpired term of Commissioner Sigler with term to expire January 2023.

Commissioner Nathan Burkholder nominated to fill the unexpired term of Commissioner Bryant with term to expire January 2023.

Commissioner Carmelle Chandler nominated to fill the unexpired term of Commissioner Jerry Allbert with term to expire January 2023.

REGIONAL PLANNING COMMISSION

Bill Kimbrough (County Mayor Rep) reappointed for a four-year term to expire September 2026.

Commissioner Joe Smith nominated to replace Commissioner Rocconi for a four-year term to expire September 2026.

RULES COMMITTEE

Commissioner Autumn Simmons nominated to fill the unexpired term of Commissioner Jerry Allbert with term to expire January 2023.

Commissioner Joe Creek nominated to fill the unexpired term of Commissioner Charlie Keene with term to expire January 2023.

VETERANS SERVICE ORGANIZATION

Commissioner Jorge Padro nominated to fill the unexpired term of Commissioner James Lewis with term to expire November 2022.

Consent Agenda

22-9-1, 22-9-2, 22-9-3

Minutes – August 8, 2022

Clerk's Report

Nominating Committee Nominations

Mayor Nominations and Appointments

On Motion to Adopt by Commissioner Beal, seconded by Commissioner Shelton, the

foregoing Consent Agenda items were Adopted and Approved by the following roll call vote:

| District | Commissioner | Vote | District | Commissioner | Vote | District | Commissioner | Vote |
|----------|-------------------|------|----------|-------------------|------|----------|----------------|------|
| 1 | John Gannon | Y | 8 | Tangi Smith | Y | 15 | David Harper | Y |
| 2 | Jason Knight | Y | 9 | Jorge Padro | Y | 16 | Lisa Prichard | Y |
| 3 | Joe Smith | Y | 10 | Jeremiah Walker | Y | 17 | Chris Rasnic | Y |
| 4 | Rickey Ray | Y | 11 | Joe Creek | Y | 18 | Ryan Gallant | Y |
| 5 | Rashidah Leverett | Y | 12 | Carmelle Chandler | Y | 19 | Billy Frye | Y |
| 6 | Michael Lankford | Y | 13 | Walker Woodruff | Y | 20 | Autumn Simmons | Y |
| 7 | Nathan Burkholder | Y | 14 | Joshua Beal | Y | 21 | David Shelton | Y |

Yeses – 21 Noes – Abstentions – 0

ABSENT: None

COUNTY MAYOR APPOINTMENTS

September 12, 2022

BI-COUNTY SOLID WASTE

Mayor Wes Golden appointed to replace Mayor Jim Durrett with term to be coterminous.

BUDGET COMMITTEE

Commissioner Joe Smith appointed to replace Commissioner Rocconi for a one-year term to expire September 2023.

Commissioner Autumn Simmons appointed to replace Commissioner James Lewis for a one-year term to expire September 2023.

CHAPLAIN OF LEGISLATIVE BODY

Commissioner Joe Creek appointed to serve a one-year term to expire September 2023.

COURT SECURITY COMMITTEE

Mayor Wes Golden appointed to replace Mayor Jim Durrett with term coterminous.

Judge Robert Bateman, as presiding judge, appointed to replace Judge Katy Olita.

ECONOMIC DEVELOPMENT COUNCIL (EDC)

Commissioner Joe Smith appointed to replace Commissioner James Lewis for a two-year term to expire June 30, 2024.

MONTGOMERY COUNTY FAIR BOARD

Commissioner Jorge Padro appointed to fill the unexpired term of Commissioner Jerry Allbert with term to expire August 2024.

Commissioner David Shelton appointed to fill the unexpired term of Commissioner Charlie Keene with term to expire August 2024.

LOSS CONTROL COMMITTEE

Commissioner Michael Lankford appointed to fill the unexpired term of Commissioner Charlie Keene with term to expire August 2023.

Commissioner Chis Rasnic appointed to fill the unexpired term of Commissioner Randy Allbert with term to expire August 2023.

Commissioner Joe Smith appointed to replace Commissioner Rocconi for a one-year term to expire September 2023.

Commissioner Autumn Simmons appointed to replace Commissioner James Lewis for a one-year term to expire September 2023.

PERSONNEL ADVISORY COMMITTEE

Commissioner Lisa Prichard appointed to fill the unexpired term of Commissioner Jerry Allbert with term to expire May 2024.

PORT AUTHORITY

Mayor Golden appointed to fill the unexpired term of Mayor Durrett with term to expire September 2024.

PUBLIC RECORDS COMMISSION

Register of Deeds Julie Chadwick Runyon to replace Register of Deeds Connie Gunnett as ex-officio member.

County Clerk Teresa Cottrell to replace County Clerk Kellie Jackson as ex-officio member.

PUBLIC SAFETY TRAINING COMPLEX COMMITTEE

Mayor Wes Golden to replace Mayor Jim Durrett with term to be coterminous.

REGIONAL HISTORIC ZONING COMMISSION

James Bagby appointed to replace Gary Norris for a five-year term to expire September 2027.

SENIOR CITIZEN BOARD OF DIRECTORS

Mayor Wes Golden to replace Mayor Jim Durrett as ex-officio member.

CLARKSVILLE-MONTGOMERY COUNTY INSURANCE TRUST

County Clerk Teresa Cottrell appointed to fill the unexpired term of County Clerk Kellie Jackson with term to expire February 2026.

MONTGOMERY COUNTY HEALTH COUNCIL

Commissioner Jason Knight appointed to replace Commissioner Loretta Bryant.

JOINT LAND ACQUISITION AD HOC COMMITTEE

Commissioner Billy Frye appointed to replace Commissioner Garland Johnson.

Commissioner Josh Beal appointed to replace Commissioner Larry Rocconi.

PUBLIC ART AD HOC COMMITTEE

Commissioner Josh Beal appointed to replace Commissioner Charlie Keene.

COMMUNITY ACTION AGENCY

Chief of Staff Lee Harrell appointed to replace former Chief of Staff Kyle Johnson as mayor representative.

Consent Agenda

22-9-1, 22-9-2, 22-9-3

Minutes – August 8, 2022

Clerk's Report

Nominating Committee Nominations

Mayor Nominations and Appointments

On Motion to Adopt by Commissioner Beal, seconded by Commissioner Shelton, the

foregoing Consent Agenda items were Adopted and Approved by the following roll call vote:

| District | Commissioner | Vote | District | Commissioner | Vote | District | Commissioner | Vote |
|----------|-------------------|------|----------|-------------------|------|----------|----------------|------|
| 1 | John Gannon | Y | 8 | Tangi Smith | Y | 15 | David Harper | Y |
| 2 | Jason Knight | Y | 9 | Jorge Padro | Y | 16 | Lisa Prichard | Y |
| 3 | Joe Smith | Y | 10 | Jeremiah Walker | Y | 17 | Chris Rasnic | Y |
| 4 | Rickey Ray | Y | 11 | Joe Creek | Y | 18 | Ryan Gallant | Y |
| 5 | Rashidah Leverett | Y | 12 | Carmelle Chandler | Y | 19 | Billy Frye | Y |
| 6 | Michael Lankford | Y | 13 | Walker Woodruff | Y | 20 | Autumn Simmons | Y |
| 7 | Nathan Burkholder | Y | 14 | Joshua Beal | Y | 21 | David Shelton | Y |

Yeses – 21 Noes – Abstentions – 0

ABSENT: None



**MONTGOMERY
COUNTY**
TENNESSEE

Montgomery County Government

Building and Codes Department

350 Pageant Lane Suite 309
Clarksville, TN 37040

Phone
931-648-5718

Fax
931-553-5121

Memorandum

TO: Wes Golden, County Mayor
FROM: Rod Streeter, Building Commissioner *RS*
DATE: September 1, 2022
SUBJ: August 2022 ADEQUATE FACILITIES TAX REPORT

The total number of receipts issued in August 2022 is as follows: City 227 and County 65 for a total of 292.

There were 61 receipts issued on single-family dwellings, 21 receipts issued on multi-family dwellings with a total of 128 units, 44 receipts issued on condominiums with a total of 44 units, 52 receipts issued on townhouses. There was 0 exemption receipt issued.

The total taxes received for August 2022 was \$194,000.00
The total refunds issued for August 2022 was \$0.00.
Total Adequate Facilities Tax Revenue for August 2022 was \$194,000.00

FISCAL YEAR 2022/2023 TOTALS TO DATE:

| | |
|--|--------------|
| TOTAL NUMBER OF Adequate Facilities Tax Receipts Issued: | City: 949 |
| | County: 129 |
| | Total: 1078 |
| TOTAL REFUNDS: | \$0.00 |
| TOTAL TAXES RECEIVED: | \$606,000.00 |

| <u>NUMBER OF LOTS AND DWELLINGS ISSUED</u> | <u>CITY</u> | <u>COUNTY</u> | <u>TOTAL</u> |
|--|-------------|---------------|--------------|
| LOTS 5 ACRES OR MORE: | 0 | 14 | 14 |
| SINGLE-FAMILY DWELLINGS: | 132 | 77 | 209 |
| MULTI-FAMILY DWELLINGS (111 Receipts): | 686 | 31 | 717 |
| CONDOMINIUMS: (44 Receipts) | 44 | 0 | 44 |
| TOWNHOUSES: | 92 | 0 | 92 |
| EXEMPTIONS: (2 Receipts) | 1 | 1 | 2 |
| REFUNDS ISSUED: (0 Receipt) | (0) | (0) | (0) |

RS/bf

cc: Wes Golden, County Mayor
 Jeff Taylor, Accounts and Budgets
 Teresa Cottrell, County Clerk



**MONTGOMERY
COUNTY**
TENNESSEE

Montgomery County Government

Building and Codes Department

350 Pageant Lane Suite 309
Clarksville, TN 37040

Phone
931-648-5718

Fax
931-553-5121

Memorandum

TO: Wes Golden, County Mayor
FROM: Rod Streeter, Building Commissioner *RS*
DATE: September 1, 2022
SUBJ: August 2022 PERMIT REVENUE REPORT

The number of permits issued in August 2022 is as follows: Building Permits 102, Grading Permits 0, Mechanical Permits 58, and Plumbing Permits 13 for a total of 173 permits.

The total cost of construction was \$66,601,270.00. The revenue is as follows: Building Permits \$186,727.55, Grading Permits \$0.00, Plumbing Permits \$4,000.00, Mechanical Permits: \$6,000.00 Plans Review \$101,535.25, BZA \$0.00, Re-Inspections \$450.00, Pre-Inspection \$0.00, Safety Inspection \$0.00, and Miscellaneous Fees \$0.00 the total revenue received in August 2022 was \$298,712.80.

FISCAL YEAR 2022/2023 TOTALS TO DATE:

| | |
|----------------------------------|-----------------|
| NUMBER OF SINGLE FAMILY PERMITS: | 76 |
| COST OF CONSTRUCTION: | \$83,482,224.00 |
| NUMBER OF BUILDING PERMITS: | 229 |
| NUMBER OF PLUMBING PERMITS: | 64 |
| NUMBER OF MECHANICAL PERMITS: | 121 |
| NUMBER OF GRADING PERMITS: | 1 |
| BUILDING PERMITS REVENUE: | \$237,863.75 |
| PLUMBING PERMIT REVENUE: | \$9,100.00 |
| MECHANICAL PERMIT REVENUE: | \$10,750.00 |
| GRADING PERMIT REVENUE: | \$785.00 |
| RENEWAL FEES: | \$300.00 |
| PLANS REVIEW FEES: | \$104,580.25 |
| BZA FEES: | \$250.00 |
| RE-INSPECTION FEES: | \$1,050.00 |
| PRE-INSPECTION FEES: | \$0.00 |
| SAFETY INSPECTION FEES: | \$0.00 |
| MISCELLANEOUS FEES: | \$0.00 |
| MISC REFUNDS | \$0.00 |
| SWBA | \$0.00 |
| TOTAL REVENUE: | \$364,379.00 |

RS/bf

cc: Wes Golden, County Mayor
Jeff Taylor, Accounts and Budgets
Teresa Cottrell, County Clerk

REPORT ON DEBT OBLIGATION
(Pursuant to Tennessee Code Annotated Section 9-21-151)

1. Public Entity:
 Name: Montgomery County, Tennessee
 Address: One Millennium Plaza, Ste 205
Clarksville, TN 37040
 Debt Issue Name: General Obligation Bonds, Series 2022B
 If disclosing initially for a program, attach the form specified for updates, indicating the frequency required

2. Face Amount: \$ 29,000,000.00
 Premium/Discount: \$ 2,372,737.95

3. Interest Cost: 3.3271424 % Tax-exempt Taxable
 TIC NIC
 Variable: Index _____ plus _____ basis points; or
 Variable: Remarketing Agent _____
 Other: _____

4. Debt Obligation:
 TRAN RAN CON
 BAN CRAN GAN
 BOND Loan Agreement Capital Lease
 If any of the notes listed above are issued pursuant to Title 9, Chapter 21, enclose a copy of the executed note with the filing with the Official State and Local Finance ("OSFL")

5. Ratings:
 Unrated
 Moody's Aa2 Standard & Poor's AA Fitch _____

6. Purpose:

| | | BRIEF DESCRIPTION |
|---|---------------|--|
| <input type="checkbox"/> General Government | <u>100.0%</u> | <u>Construction of public buildings, facilities & recreational areas</u> |
| <input type="checkbox"/> Education | _____ % | _____ |
| <input type="checkbox"/> Utilities | _____ % | _____ |
| <input type="checkbox"/> Other | _____ % | _____ |
| <input type="checkbox"/> Refunding/Renewal | _____ % | _____ |

7. Security:
 General Obligation General Obligation + Revenue/Tax
 Revenue Tax Increment Financing (TIF)
 Annual Appropriation (Capital Lease Only) Other (Describe): _____

8. Type of Sale:
 Competitive Public Sale Interfund Loan _____
 Negotiated Sale Loan Program _____
 Informal Bid _____

9. Date:
 Dated Date: 8/26/2022 Issue/Closing Date: 8/26/2022

REPORT ON DEBT OBLIGATION
(Pursuant to Tennessee Code Annotated Section 9-21-151)

10. Maturity Dates, Amounts and Interest Rates*:

| Year | Amount | Interest Rate | Year | Amount | Interest Rate |
|------|--------------|---------------|------|--------------|---------------|
| 2023 | \$ 1,000,000 | 5.00% | 2038 | \$ 1,780,000 | 4.00% |
| 2024 | \$ 1,000,000 | 5.00% | 2039 | \$ 1,850,000 | 4.00% |
| 2025 | \$ 1,000,000 | 5.00% | 2040 | \$ 1,925,000 | 4.00% |
| 2026 | \$ 1,040,000 | 5.00% | 2041 | \$ 2,000,000 | 4.00% |
| 2027 | \$ 1,090,000 | 5.00% | 2042 | \$ 2,080,000 | 4.00% |
| 2028 | \$ 1,145,000 | 5.00% | | | |
| 2029 | \$ 1,200,000 | 5.00% | | | |
| 2030 | \$ 1,260,000 | 5.00% | | | |
| 2031 | \$ 1,325,000 | 5.00% | | | |
| 2032 | \$ 1,390,000 | 5.00% | | | |
| 2033 | \$ 1,460,000 | 4.00% | | | |
| 2034 | \$ 1,520,000 | 4.00% | | | |
| 2035 | \$ 1,580,000 | 4.00% | | | |
| 2036 | \$ 1,645,000 | 4.00% | | | |
| 2037 | \$ 1,710,000 | 4.00% | | | |

If (1) the debt has a final maturity of 31 or more years from the date of Issuance, (2) principal repayment is delayed for two or more years, or (3) if debt service payments are not level throughout the retirement period, then a cumulative repayment schedule (grouped in 5 year increments out to 30 years) including this and all other entity debt secured by the same source MUST BE PREPARED AND ATTACHED. For purposes of this form, debt secured by an ad valorem tax pledge and debt secured by a dual ad valorem tax revenue pledge are secured by the same source. Also, debt secured by the same revenue stream, no matter what lien level, is considered secured by the same source.

*This section is not applicable to the Initial Report for Borrowing Program.

11. Cost of Issuance and Professionals:

No costs or professionals

| | AMOUNT (round to nearest \$) | FIRM NAME |
|------------------------------------|---------------------------------|---|
| Financial Advisor Fees | \$ 75,000 | Cumberland Securities Company, Inc. |
| Legal Fees | | |
| Bond Counsel | \$ 35,000 | Bass, Berry & Sims PLC |
| Issuer's Counsel | | |
| Trustee's Counsel | | |
| Bank Counsel | | |
| Disclosure Counsel | | |
| Paying Agent Fees | \$ 700 | US Bank |
| Registrar Fees | | |
| Trustee Fees | | |
| Remarketing Agent Fees | | |
| Liquidity Fees | | |
| Rating Agency Fees | \$ 51,587 | S&P Global Ratings |
| Credit Enhancement Fees | | |
| Bank Closing Costs | | |
| Underwriter's Discount (0.150330%) | \$ 43,596 | Morgan Stanley & Co LLC |
| Take Down | | |
| Management Fee | | |
| Risk Premium | | |
| Underwriter's Counsel | | |
| Other Expenses | | |
| Printing & Advertising Fees | \$ 10,950 | Press, Print Shop, I-Deal, CUSIP, MuniHub |
| Issuer/Administrator Program Fees | | |
| Real Estate Fees | | |
| Sponsorship/Referral Fee | | |
| Other Costs: Misc | \$ 4,975 | structuring, postage, doc product, travel, etc. |
| TOTAL COSTS | \$ 221,808 | |

REPORT ON DEBT OBLIGATION

(Pursuant to Tennessee Code Annotated Section 9-21-151)

12. Recurring Costs:
 No Recurring Costs

| | AMOUNT (Basis points/\$) | FIRM NAME (if different from #11) |
|------------------------------|-----------------------------|-----------------------------------|
| Remarketing Agent | | |
| Paying Agent/Registrar | \$ 450.00 | US Bank |
| Trustee | | |
| Liquidity/Credit Enhancement | | |
| Escrow Agent | | |
| Sponsorship/Program/Admin | | |
| Other | | |

13. Disclosure Document/Official Statement:
 None Prepared
 EMMA Link <https://emma.msrb.org/P21600964-P21234721-P21657912.pdf>
 Copy Attached

14. Continuing Disclosure Obligations:
 Is there an existing continuing disclosure obligation related to the security for this debt? Yes No
 Is there a continuing disclosure obligation agreement related to this debt? Yes No
 If yes to either question, date that disclosure is due 6/30/2022
 Name and title of person responsible for compliance Jeff Taylor, Account and Budgets Director

15. Written Debt Management Policy:
 Governing Body's approval date of the current version of the written debt management policy 11/14/2011
 Is the Debt obligation in compliance with and clearly authorized under the policy? Yes No

16. Written Derivative Management Policy:
 No Derivative
 Governing Body's approval date of the current version of the written derivative management policy _____
 Date of Letter of Compliance for derivative _____
 Is the derivative in compliance with and clearly authorized under the policy? Yes No

17. Submission of Report:
 To the Governing Body: on 8/26/2022 and presented at the public meeting held on 9/6/2022
 Copy to Director of OSFL: on 8/26/2022 either by:
 Mail to: _____ Email to: LGF@cot.tn.gov
 Cordell Hull Building
 425 Rep. John Lewis Way N., 4th Floor
 Nashville, TN 37243-3400

18. Signatures:

| | AUTHORIZED REPRESENTATIVE | PREPARER |
|-------|-------------------------------------|---|
| Name | <u>Jim Durrett</u> | <u>Chris Bessler</u> |
| Title | <u>County Mayor</u> | <u>Senior Vice President</u> |
| Firm | <u>Montgomery County, Tennessee</u> | <u>Cumberland Securities Company, Inc.</u> |
| Email | <u>mayordurrett@mcgtn.net</u> | <u>chris.bessler@cumberlandsecurities.com</u> |
| Date | <u>8/26/2022</u> | <u>8/26/2022</u> |

| NO. | BUILDING | VALUE | |
|--------------------------------------|---|-----------------------|---|
| 1 | MAIN OFFICE | \$496,080.00 | |
| 2 | TRUCK SHED 23 STALLS FACING HIGHWAY DR. | \$35,712.00 | |
| 3 | TRUCK SHED FACING CROSSLAND AVE- 19 STALLS | \$52,528.00 | |
| 4 | MISCELLANEOUS SHED | \$2,928.00 | |
| 5 | MISCELLANEOUS SHED | \$7,466.00 | |
| 6 | EQUIPMENT SHED | \$25,838.00 | |
| 7 | NEW FENCE AROUND SALT SHED | \$6,520.00 | PURCHASED 6-30-83 |
| 8 | BIG SALT SHED SHOP | \$136,000.00 | PURCHASED 12-1-2000 |
| 9 | J & M 20 X 20 ONE COLUMN CANOPY WITH 2 CANOPY LIGHTS GAS PUMP | \$6,811.00 | PURCHASED 9/21/98 - NASHVILLE EQUIPMENT CO. |
| 10 | LAND 900' FRONTAGE @ \$ 75.00 | \$67,500.00 | |
| 11 | NEW ADDITION TO BUILDING - FOREMAN ROOM 06-07 | \$23,574.61 | |
| 12 | 8-STALL NEW EQUIPMENT SHED DEC. 2004/2005 FACING PAGENT LANE | \$27,808.00 | REVISED BY KATHY ON 9/3/2009 |
| 13 | NEW SALT SHED AT MCHS SCHOOL 2007 | \$61,301.09 | PURCHASED 6-30-2005 PIONEER STEEL & GERDAU AMERISTEEL |
| 14 | NEW OUTSIDE PAVILLION 2008 | \$5,389.45 | PURCHASED - STREIGHT LINE FENCE @ MCHS SALT SHED |
| 15 | KITCHEN RENOVATION'S 2008 | \$8,378.69 | PURCHASED-2008-2009 |
| 16 | LIBERTY SALT SHED 2010 | \$69,703.75 | PURCHASED- 8/14/2008-2009 |
| 17 | 7-STALL EQUIPMENT SHED 2010 | \$10,786.93 | PURCHASED-4-28-09 PIONEER STEEL & GERDAU AMERISTEEL |
| 18 | NEW SALT SHED AT MT. CARMAL SCHOOL 2012/2013 | \$90,234.78 | PURCHASED-4-6-10 |
| 19 | TRUCK SHED 2015 | \$16,399.56 | PURCHASED-PIONEER STEEL & GERDAU AMERISTEEL |
| 20 | COLD MIX SHED | \$39,562.21 | PURCHASED - PIONEER STEEL & GERDAU AMERISTEEL |
| | TOTAL | \$1,188,522.07 | |
| 2 OFFICE EQUIPMENT/ FURNITURE | | | |
| ACCOUNTING OFFICE | | | |
| 1 | BOSTITCH HEAVY DUTY ELECTRIC STAPLER HALL CLOSET | \$39.99 | PURCHASED 4/28/98 - OFFICE MAX |
| 1 | STEEL SORTING FILE UPSTAIRS | \$70.00 | PURCHASED 4/21/93 - CENTRAL STORES |
| 1 | 4 DRAWER LETTER FILE CABINETS DARK GRAY & 1 IN OLD CONF. ROOM | \$250.00 | |
| 1 | STANLEY BOSTITCH STAPLER | \$8.02 | PURCHASED 9/18/98 - CENTRAL STORES |
| 1 | CANNON CALCULATOR MODEL # MP27D11 SN# E26-3885 B448 | \$79.95 | PURCHASED 9/29/14 - MOORE'S OFFICE SUPPLY |
| 1 | 4 DRAWER LEGAL FILE CABINET HON DARK GRAY IN OLD CONF. ROOM | | |
| 1 | HOLE PUNCH HEAVY DUTY MODEL# 74450 2006 | \$79.89 | PURCHASED 5/8/06 - MOORES OFFICE SUPPLY |
| 1 | SB-73 OXBLOOD OFFICE CHAIRS 2006 | \$220.00 | PURCHASED 5/5/06 - MOORES OFFICE SUPPLY |
| 1 | 18 X 48 TABLE BROWN W/ SHELF 2006 | \$115.20 | PURCHASED 5/31/06 - MOORES OFFICE SUPPLY |
| 1 | 18 X 48 TABLE BROWN W/ SHELF 2007 | \$120.00 | PURCHASED 5/3/07 - MOORES OFFICE SUPPLY |
| 1 | AIR PURIFIER - HUNTER MINI TOWER AIR PURIFIER 2006 | \$79.98 | PURCHASED 11/16/06 - LOWES |
| 1 | FELLOWS INTELLSHREAD SB-99CI SER # FEL3229901 2009 | \$250.53 | PURCHASED 3/19/09- AMERICAN PAPER & TWINE CO. |
| 1 | PANASONIC ELECTRIC PENCIL SHARPNER MODEL KP-310 S/N 701083 MT | \$19.99 | PURCHASED 4/10/97 - OFFICE MAX |
| 1 | 18 X 48 TABLE BROWN W/ SHELF 2009 | \$139.80 | PURCHASED 9/23/09 - MOORES OFFICE SUPPLY |
| 1 | BROTHER INTELLIFAX 4100E FAX MACHINE SER # L2J418695 2013 | \$359.00 | PURCHASED 5/20/13 - MOORES OFFICE SUPPLY |
| 1 | LORELL BRAND 4 DRAWER FILE CABINET LIGHT GRAY 2014 | \$189.50 | PURCHASED 1/7/14 - MOORES OFFICE SUPPLY |
| 1 | 4 DRAWER LETTER FILE CABINET PUDDY 2016 | \$199.99 | PURCHASED 3/8/16 - MOORE'S OFFICE SUPPLY |
| 1 | BLACK SERTA AIR, EXEC. OFFICE CHAIR 2020 | \$219.99 | PURCHASED 6/1/20 - OFFICE DEPOT |
| 1 | PUDDY 4 DRAWER FILE CABINET PUDDY MOD # MF1164PTY 2020 | \$269.99 | PURCHASED 11/12/20 - MOORES OFFICE SUPPLY |
| 1 | LEXMARK COLOR PRINTER MODEL # C2535DW SER # 2020 | \$269.98 | PURCHASED 2/14/20 - AMAZON |
| 1 | HAND CALCULATOR BACK DESK EXTRA | \$62.00 | |
| | TOTAL | \$3,043.80 | |

3 PURCHASING OFFICE

| | | | | | |
|---|--|----------------------|------|------------|---|
| 1 | OFFICE CLOCK | | | \$12.97 | PURCHASED 3/2/93 - WALMART |
| 1 | OAK COMPUTER STAND | UPSTAIRS | | \$308.00 | PURCHASED 3/20/91 - OFFICE MACHINE & EQUIPMENT |
| 1 | 40700 FELLOW COMPUTER FORMS BIN CATCHER | | | \$32.92 | PURCHASED 3/25/99 - MOORE'S OFFICE SUPPLY |
| 1 | 3203MS OAK COMPUTER STANDE W/ 3203 EW OAK EXTENSION | TILE SHED | | \$308.00 | PURCHASED 2/26/91 - OFFICE MACHINE & EQUIPMENT |
| 1 | CANNON CALCULATOR MODEL # MP11DX S/N 21419644 | KAYS | 2013 | \$79.95 | PURCHASED 5/28/13 - MOORE'S OFFICE SUPPLY |
| 4 | LETTER SIZE - 4 DRAWER FILE CABINETS, ALMOND BA 60188N | | | \$301.47 | |
| 1 | DESK CHAIR MAT | | | \$29.99 | PURCHASED 4/10/97 - OFFICE MAX |
| 1 | GUEST ARM CHAIR, CRANBERRY X6444870M | UPSTAIRS | | \$278.00 | PURCHASED 6/11/92 - OFFICE FURNITURE STORE |
| 1 | T52032 TYPEWRITER STAND | | | \$55.00 | PURCHASED 9/16/96 - OFFICE FURNITURE STORE |
| 1 | WALLMOUNT LEGAL SIZE FILE SYSTEM | | | \$19.99 | PURCHASED 7/16/97 - OFFICE MAX |
| 1 | MONROE CALCULATOR MODEL# 6120X | BACK DESK MARTHA'S | | \$129.50 | PURCHASED 8/28/19 - MOORE'S OFFICE SUPPLY |
| 1 | SB-73 OXBLOOD OFFICE CHAIRS | | 2006 | \$110.00 | PURCHASED 5/5/06 - MOORES OFFICE SUPPLY |
| 1 | HP P2015 LASER JET PRINTER S/N # CNB1P26131 | 2007 & PRINTER CABLE | | \$273.98 | PURCHASED 10/4/07 - SOUTHERN COMPUTER WAREHOUSE |
| 1 | HON DESK & RETURN | 2008 BACK DESK | | \$774.00 | PURCHASED 5/27/08 - RADFORDS OFFICE |
| 1 | BROTHER EM-430 ELECTRIC TYPEWRITER S/N C58910845 | UPSTAIRS | | \$325.00 | PURCHASED 6/19/03 - MOORE'S OFFICE EQUIPMENT |
| 1 | PUDDY 4-DRAWER LOCKING FILE CABINET MOD # OI-D-MF1164PTY | | 2015 | \$194.50 | PURCHASED 3/31/15 - MOORES OFFICE SUPPLY |
| 1 | HON DESK LTR ED 66 X 30 DESK HON 94284LNN | KAYS | 2018 | \$959.00 | PURCHASED 3/27/18 - MOORES OFFICE SUPPLY |
| 1 | HON RETURN DESK RTPED BF 48W HON94215RNN | KAYS | 2018 | \$647.00 | PURCHASED 3/27/18 - MOORES OFFICE SUPPLY |
| 1 | PLATFORM KEYBOARD 21 X 10 HON4022N | KAYS | 2018 | \$109.00 | PURCHASED 3/27/18 - MOORES OFFICE SUPPLY |
| 2 | BLACK SERTA AIR EXEC. OFFICE CHAIRS | KAY & ASHLEY | 2020 | \$439.98 | PURCHASED 6/1/20 - OFFICE DEPOT |
| | TOTAL | | | \$5,388.25 | |

4 ADMINISTRATIVE COORDINATOR OFFICE

| | | | | | |
|---|---|-------------------------------|------|------------|---|
| 1 | HON 7707 GRAY SECRETARY CHAIR WITH ARMS | MIKE'S COMPUTER DESK | | \$259.00 | PURCHASED 11/6/96 - OFFICE FURNITURE STORE |
| 1 | PELOUZE POSTAGE SCALES S/N 1150089 | | | \$109.99 | PURCHASED 4/10/97 - OFFICE MAX |
| 1 | MONROE 6120X CALCULATOR S/N NG050932 | | 2020 | \$75.94 | PURCHASED 9/24/20 - AMAZON |
| 1 | PC STAND & SHELF | | | \$206.40 | PURCHASED 3/24/94 - RADFORD'S OFFICE TECHNOLOGY |
| 1 | 4 DRAWER LETTER FILE CABINET, HON, ALMOND, (005909) | | | \$99.99 | PURCHASED 9/17/97 - OFFICE MAX |
| 1 | MAHOGANY DESK 39X72 VB323672 LPMH | | | \$498.50 | PURCHASED 1/13/05 - MOORE'S OFFICE SUPPLY |
| 1 | MAHOGANY LEFT RETURN 24X54 VB322454 LRMH | OTHER COMPUTER DESK | | \$399.50 | PURCHASED 1/13/05 - MOORE'S OFFICE SUPPLY |
| 1 | GBC PAPER TRIMMER MODEL # CL100 | | | \$35.64 | PURCHASED 9/13/05 - MOORES OFFICE SUPPLY |
| 1 | 4 DRAWER LETTER FILE CABINET, OFFICE DIMENSIONS-PUTTY-ODMF1164PTY | | | \$149.50 | PURCHASED 7/28/05 - MOORES OFFICE SUPPLY |
| 1 | SWINGLINE ELECTRIC STAPLER MODEL 211XX | IN HALL CABINET | | \$24.99 | PURCHASED 4/28/98 - OFFICE MAX |
| 1 | HON 7707AB62T SER# CBFL 4N SECRETARY CHAIR WITH ARMS | | 2006 | \$248.00 | PURCHASED 5/10/06 - MOORES OFFICE SUPPLY |
| 1 | SANYO XACTI DIGITAL CAMERA MODEL # VPC-S5 SER# 90350319 | IN SAFE | | \$204.97 | PURCHASED 5/11/06 - THE RIGHT PLACE |
| 2 | SB-73 OXBLOOD OFFICE CHAIRS | | 2006 | \$220.00 | PURCHASED 5/5/06 - MOORES OFFICE SUPPLY |
| 1 | UNIVERSAL 9 LAMINATOR MODEL # 84526 S/N # TL08065H | 2008 IN SAFE | | \$114.75 | PURCHASED 5/28/08 - MOORES OFFICE SUPPLY |
| 1 | REALSPACE PRO 3000 CUSTOM FIT FABRIC CHAIR # 996190 | 2011 SHOP | | \$142.49 | PURCHASED 4/7/11 - OFFICE DEPOT |
| 1 | 3203MS MAHOGANY COMPUTER STAND W/3203 EW EXTENSION | | | \$308.00 | PURCHASED 2/26/91 - OFFICE MACHINE & EQUIPMENT |
| 2 | LORELL BRAND 4-DRAWER FILE CABINET PUTTY | | 2014 | \$379.00 | PURCHASED 1/7/14 - MOORES OFFICE SUPPLY |
| 1 | FELLOWS POWERSHRED 99CI SHREADER PART # 3229901 | MOD # SB99CI | 2015 | \$328.19 | PURCHASED 8/5/2015 - MOORES OFFICE SUPPLY |
| 1 | MONROE CALCULATOR MODEL # 7100 S/N # AK030396 | ST. AID - BEHIND SONJA'S DESK | | \$159.00 | PURCHASED 8/18/04 - MOORE'S OFFICE SUPPLY |
| 1 | SANSUNG I 60 SE KIT DIGITAL CAMERA S/N # 36590936 | IN SAFE | 2007 | \$249.99 | PURCHASED 3/22/07 - THE RIGHT PLACE |
| 1 | PRO SECURE DIGITAL 128 MB CARD FOR DIGITAL CAMERA | | 2007 | \$19.99 | |
| 1 | I COMFORT HIGH-BACK EXECUTIVE CHAIR 15000 ONLY | | 2019 | \$378.73 | PURCHASED 5/9/19 - OFFICE MAX |
| 1 | CANNON POWER SHOT SX540HS BUNDLE CAMERA | | 2020 | \$269.00 | PURCHASED 9/30/20 - AMAZON |
| 1 | HP LASERJET 1300 PRINTER | | | | |
| | TOTAL | | | \$4,881.56 | |

5 MISCELLANEOUS FRONT OFFICE

| | | | |
|---|---|-------------------|---|
| 1 | V-119RT VALCOM BELL BUZZ INTERCOM UPSTAIRS | \$169.00 | PURCHASED 10/8/97 - GRAYBAR ELECTRIC |
| 1 | LABELING SYSTEM - IN SAFE | \$129.00 | PURCHASED 4/10/97 - OFFICE MAX |
| 1 | ADULT BLOOD PRESSURE CUFF & STETHOSCOPE - OFFICE SAFE | \$53.72 | PURCHASED 6/08/94 - WARREN'S APOTHECARY |
| 1 | A T & T ANSWERING MACHINE, S/N 91201H - CABINET IN HALL | \$49.96 | PURCHASED 3/03/93 - LOWE'S |
| 1 | GE 1.8 CF MICROWAVE MODEL# JE1840WB S/N# LV908718K - KITCHEN | \$139.00 | PURCHASED 1/19/00 - LOWE'S |
| 1 | GE REFRIGERATOR MODEL GTS18HCMFRWW S/N TD769593 | \$340.00 | PURCHASED 1/30/03 - SKINNER'S |
| 1 | BUNN MODEL COFFEE MAKER - KITCHEN 2017 | \$118.99 | PURCHASED 4/20/17 - HARDWARE CITY |
| 1 | SHOP-VAC MODEL # 487S550A 5 GAL 2015 | \$153.01 | PURCHASED 2/18/15 - LOWES |
| 1 | GE 30" SMOOTH TOP ELECTRIC RANGE MOD# JB620DRWW 2012 | \$557.55 | PURCHASED 11/28/12 - H H GREGG |
| 1 | BISELL BIG GREEN COMMERCIAL VACCUUM BG PRO 9 MOD# BGGCOMP9H SER # 19282120 2020 | \$295.85 | PURCHASED 8/3/20 - AMAZON |
| | TOTAL | \$2,006.08 | |

6 GENERAL FOREMAN OFFICE

| | | | |
|---|---|-------------------|---|
| 1 | HON 2401 GRAY CHAIR WITH ARMS UPSTAIRS | \$234.00 | PURCHASED 6/28/94 - OFFICE FURNITURE STORE |
| 1 | WOODEN DESK WITH LEFT RETURN | \$0.00 | SURPLUS |
| 1 | 0120-0284 BLACK HON 4 DRAWER FILE CABINET | \$149.99 | PURCHASED 7/26/00 - OFFICE MAX |
| 1 | UTILITY CART | \$39.99 | PURCHASED 3/30/95 - CENTRAL STORES |
| 1 | 14 OZ PLUMB BOB SHEATH UPSTAIRS ON TRIPOD | \$109.00 | PURCHASED 12/2/94 - NASHVILLE BLUE PRINT |
| 1 | PROVIEW WEATHER MONITOR S/N# 39096738U | \$133.69 | PURCHASED 10/22/03 - CDW.G GOVERNMENT INC. |
| 1 | 4 DRAWER LETTER FILE CABINET BLACK ODMF1164BLK OFFICE DIMENSION | \$159.50 | PURCHASED 1/13/05 - MOORES OFFICE SUPPLY |
| 1 | 4 DRAWER LETTER FILEX_BLK | | |
| 1 | 4 DRAWER LETTER HON_BLK | | |
| 1 | 4 DRAWER LETTER FILING CABINET_BLK 2007 BEHIND DOOR | \$169.00 | PURCHASED 12/5/07 - MOORES OFFICE |
| 1 | BLACK LEATHER MID BACK CHAIR S/N RSL-1039SBLA 2010 | \$109.95 | PURCHASED 2/17/10 - MOORES OFFICE EQUIPMENT |
| 1 | 20/20 L - 3 HOLE PUNCH | \$16.99 | PURCHASED 4/28/98 - OFFICE MAX |
| 1 | BLACK OFFICE CHAIR PRODUCT ID # 392830 2012 | \$199.97 | PURCHASED 10/31/12 - OFFICE DEPOT |
| 1 | TOP 56212 HAND LEVEL - 2X MAGNIFICATION | \$66.30 | PURCHASED 6/4/98 - ADVANCE SURVEY EQUIPMENT |
| 1 | RAC+1-MAG-K SER # P-35846 RAC PLUS 1 W/VEHICLE KIT & MAG SENSOR TRK # 101 | \$639.37 | PURCHASED 7/18/11 - JAMAR TECHNOLOGIES INC. |
| | TOTAL | \$2,027.75 | |

7 ENGINEER'S OFFICE

| | | | |
|---|---------------------------------------|------------|---|
| 1 | DOMAIN DESIGNER SUITE | \$909.51 | PURCHASED 1/15/01 - G S DIRECT |
| 1 | SARATOGA COMPUTER DESK | \$199.00 | PURCHASED 1/28/99 - OFFICE MAX |
| 1 | SARATOGA COMPUTER DESK HUTCH | \$99.99 | PURCHASED 1/28/99 - OFFICE MAX |
| 1 | 2 DRAWER - LETTER SIZE FILING CABINET | \$84.99 | PURCHASED 3/12/99 - OFFICE MAX |
| 2 | DESK LAMP | \$9.99 | PURCHASED 3/12/99 - OFFICE MAX |
| 1 | SAFECO 36/48 FLAT FILE | \$1,366.80 | PURCHASED 3/31/99 - NASHVILLE BLUE PRINT |
| 1 | SAFECO 20" OPER BASE | \$213.60 | PURCHASED 3/31/99 - NASHVILLE BLUE PRINT |
| 3 | DRAFTING CHAIR | \$99.99 | PURCHASED 7/29/97 - OFFICE MAX |
| 1 | 7901 PNEUMPTIC CHAIR, GRAY | \$139.00 | PURCHASED 3/1/93 - OFFICE FURNITURE STORE |

| | | | | | | |
|---|--|------------------|--------|------------------|--------------------|--|
| 2 | SECTION RANGE POLE | | | | \$109.00 | PURCHASED 12/02/94 - NASHVILLE BLUE PRINT |
| 1 | PLUMBING BOBS 14 OZ. DOWNSTAIRS ENG. OFFICE | | | | \$93.00 | PURCHASED 6/26/97 - HAYES INSTRUMENT COMPANY |
| 1 | PRISM ROD - 8' - GRADUATED TRU LOCK PRECISE TIP | | | | \$18.60 | PURCHASED 6/26/97 - HAYES INSTRUMENT COMPANY |
| 1 | FS/2 - PC CABLE | | | | \$30.50 | PURCHASED 12/16/98 - HAYES INSTRUMENT COMPANY |
| 1 | 554012 ROD LEVEL (2) - | | | | \$1,830.00 | PURCHASED 12/07/94 - NASHVILLE BLUE PRINT |
| 1 | METAL DETECTOR & SIGNAL CLCAMP | | | | \$560.00 | PURCHASED 2/16/06 - JAMAR TECHNOLOGIES, INC. |
| 1 | RAC PLUS 1 SER# P23189 MODULAR DISTANCE SENSOR MOD# 0905- | | | | \$595.00 | TRUCK # 158 B. KNIGHT PURCHASED 8/20/09 - JAMAR TECHNOLOGIES, INC. |
| 1 | RAC PLUS 1 DMI WVEH. KIT & MODULAR SE S/N P-31370 | | | | \$595.00 | TRUCK # 158 B. KNIGHT PURCHASED 8/20/09 - JAMAR TECHNOLOGIES, INC. |
| 1 | RAC PLUS 1 DMI WVEH. KIT & MODULAR SE S/N P-31371 | | | | \$149.62 | # 104 PURCHASED 4/10/14 - ENGINEER SUPPLY |
| 1 | KESON MODEL MP401E DIGITAL MEASURING WHEEL S/N 3-16-75 | 2014 | | | \$79.95 | PURCHASED 6/23/05 - MOORE'S OFFICE SUPPLY |
| 1 | MONROE CALCULATOR MODEL# 612D S/N NJ116789 | | | | \$295.00 | UPSTAIRS OFFICE PURCHASED 7/29/13 - HAYES INSTRUMENT CO. INC. |
| 1 | TOPCON LEVEL, MOD# AT-B4, 24X 60909 SER # JX5502 | | | 2013 | \$225.00 | PURCHASED 1/7/14 - MOORES OFFICE SUPPLY |
| 1 | BLACK LOCKING CABINET | | | 2014 | \$818.05 | PURCHASED 9/22/17 - JAMAR TECHNOLOGIES INC. |
| 1 | RAC GEO 11 DMI W/EXT. ANTENNA & AUTO A SN# P-56277 | | | TRUCK # 103 2017 | \$210.80 | PURCHASED 3/22/2021 - TIGER SUPPLY |
| 2 | EZ READ DIGITAL BOX LEVEL | 2021 | 3 OF 6 | \$ 105.40 EA | \$313.12 | PURCHASED 3/22/2021 - TIGER SUPPLY |
| 2 | METAL PROFESSIONAL MEASURING WHEEL FEET | 2021 | 4 OF 6 | \$ 156.56 EA | \$2,720.00 | PURCHASED 3/22/2021 - TIGER SUPPLY |
| 2 | SPRINTER 150M 24X DIGITAL AUTO LEVEL(UNIT ONLY) | 2021 | 5 OF 6 | \$ 1360.00 EA | \$239.99 | PURCHASED 12/14/21 - OFFICE DEPOT |
| 1 | SERTA OFFICE CHAIR (JACLYN CHAIR) | 2021 | | | \$239.99 | PURCHASED 12/14/21 - OFFICE DEPOT |
| 1 | SERTA OFFICE CHAIR (ALEX CHAIR) | 2021 | | | \$79.00 | |
| 1 | STOOL FOR DRAFTING TABLE | | | ENGINEER OFFICE | | |
| | TOTAL | | | | \$12,324.49 | |
| 8 | SUPERVISOR'S OFFICE | | | | | |
| 1 | HIGHPOINT TRM 30-31 EXECUTIVE DESK | | | | \$559.99 | PURCHASED 6/28/94 - OFFICE FURNITURE STORE |
| 1 | WALL CLOCK | | | | \$12.97 | PURCHASED 11/12/92 - WALMART |
| 2 | GUEST ARM CHAIRS, WOODROSE X6444870M | 2- FOREMANS ROOM | | | \$278.00 | PURCHASED 6/11/92 - OFFICE FURNITURE STORE |
| 1 | 44902BW69T HON CHAIR, MID. BACK CHUCKS OFFICE RED COLOR | | | | \$365.00 | PURCHASED 4/8/02 - MOORES OFFICE SUPPLY |
| 1 | SANYO 24" FLAT SCREEN TV MODEL# DS24425 SER# V5470306118992 | 2006 | | | \$178.74 | PURCHASED 1/23/06 - WAL-MART |
| 1 | CALDWELL BLACK HIGH BACK OFFICE CHAIR | 2016 | | | \$219.99 | PURCHASED 4/7/16 - OFFICE DEPOT |
| 1 | OXBLOOD COUCH | | | | | |
| | TOTAL | | | | \$1,604.69 | |
| 9 | CONFERENCE ROOM & FOREMANS ROOM | | | | | |
| 3 | SWIVEL TILT - ARM CHAIRS - DARK BROWN | 2 - UPSTAIRS | | | \$1,120.83 | PURCHASED 5/7/92 - ATD AMERICAN COMPANY |
| 1 | WOODEN CONFERENCE TABLE | | | | \$300.00 | |
| 8 | WOODEN CHAIRS EXECUTIVE | 1- IN TILE SHED | | | \$100.00 | |
| 6 | SB-74 OXBLOOD CHAIRS WITH CASTERS | 2006 | | | \$750.00 | PURCHASED 5/10/06 - MOORES OFFICE SUPPLIES |
| 1 | DECATUR HOUSE DH1408 NT | 2006 | | | \$669.00 | PURCHASED 6/30/06 - MOORES OFFICE SUPPLIES |
| 4 | SB-73 OXBLOOD OFFICE CHAIRS | 2006 | | | \$440.00 | PURCHASED 5/5/06 - MOORES OFFICE SUPPLIES |
| 1 | 4 DRAWER LEGAL FILE CABINET HON BLK | | | | \$139.95 | |
| 1 | 4 DRAWER LEGAL- HON BLK | | | | \$112.98 | PURCHASED 9/23/97 - OFFICE MAX |
| 1 | 4 DRAWER LETTER FILE CABINET WITH LOCK | | | | \$225.00 | |
| 1 | SUNDRY SURVEYING & DRAFTING SUPPLIES | | | | \$220.00 | PURCHASED 5/5/06 - MOORES OFFICE SUPPLY |
| 2 | SB-73 OXBLOOD OFFICE CHAIRS | 2006 | | | \$554.97 | PURCHASED 3/29/11 - MOORES OFFICE SUPPLY |
| 3 | HON 4 DRAWER FILING CABINETS BLACK MODEL # H414PP STOCK # 124993 | 2011 | | | \$149.99 | FOREMAN'S ROOM PURCHASED 3/25/99 - OFFICE MAX |
| 1 | COMPUTER ARMOIRE | | | | \$42.99 | PURCHASED 9/17/97 - OFFICE MAX |
| 1 | 4 DRAWER LETTER FILE CABINET | | | | | |
| | TOTAL | | | | \$4,825.71 | |

| | | | |
|---|--|-------------------|---|
| 10 ASSISTANT SUPERVISOR'S OFFICE | | | |
| 1 | WOODEN EXECUTIVE DESK | \$125.00 | |
| 1 | 4 DRAWER LETTER SIZE FILE CABINET HON | \$225.90 | |
| 1 | 4- DRAWER LEGAL FILE 25# ODMF1174BLK | \$159.50 | PURCHASED 1/13/05 - MOORE'S OFFICE SUPPLY |
| 1 | BLACK STORAGE CABINET 2013 | \$190.00 | PURCHASED 1/17/13 - MOORES OFFICE SUPPLY |
| 2 | GUEST ARM CHAIRS, CRANBERRY X6444870M | \$278.00 | PURCHASED 6/11/92 - OFFICE FURNITURE STORE |
| 1 | KEY CABINET 240 KEY CAPACITY MAN # CB12494 2020 | \$270.21 | PURCHASED 9/1/20 - GRAINGER |
| 1 | OFFICE CHAIR BLACK SKU 304-574 2020 | \$349.00 | PURCHASED 9/14/20 - OFFICE DEPOT |
| 1 | KESON MODEL MP401E DIGITAL MEASURING WHEEL S/N 4-21-14 2014 | \$149.62 | PURCHASED 4/10/14 - ENGINEER SUPPLY |
| | TOTAL | \$1,747.23 | |
| 11 SAFETY OFFICE | | | |
| 1 | 4 DRAWER LETTER FILE CABINET #045723021765 | \$41.99 | PURCHASED 7/10/00 - CENTRAL STORES |
| 1 | 4 DRAWER FILING CABINET FROM PURCHASING OFFICE | \$75.39 | |
| 1 | 4 DRAWER FILING CABINET FROM ACCOUNTING OFFICE DARK GRAY | \$125.00 | PURCHASED 5/24/21 - GRAINGER |
| 1 | VENTIS MX-4 MULTI GAS MONITOR S/N 21040E0-001 SAFETY ROOM 2021 | \$1,366.62 | |
| | TOTAL | \$1,609.00 | |
| 12 COMPUTER EQUIPMENT | | | |
| EXECUTIVE SECRETARY'S OFFICE | | | |
| | HP LASERJET 1300 PRINTER | \$369.83 | PURCHASED 6/29/04 - SOUTHERN COMPUTER WAREHOUSE |
| | DELL LAPTOP MOD#PP15L/D810 SER# 156-810-144-61 SERVICE TAG# 77C2K71 SAFE | \$1,982.60 | PURCHASED 5/3/05 - DELL INC EXCHANGED AGAIN 5/23/05 |
| | 19" ACER LCD MONITOR SN# ETL4908122608D1266PK08 MODEL # AL1916 2006 | \$220.00 | PURCHASED 5/4/06 - SOUTHERN COMPUTER WAREHOUSE |
| | TOTAL | \$2,572.43 | |
| 13 GENERAL FOREMAN'S OFFICE | | | |
| 1 | HP LASERJET 1300 XI PRINTER SN# CNBJR67321 MODEL# Q2484A UPSTAIRS OFFICE | \$299.42 | PURCHASED - 9/2/04 - SAMS |
| 1 | LOGITECH WIRELESS MOUSE | \$29.95 | PURCHASED 6/15/05 - MOORES OFFICE SUPPLY |
| 1 | MONROE CALCULATOR MODEL # 6120 S/N # 084068 | \$79.95 | PURCHASED 9/30/08 - MOORES OFFICE SUPPLY |
| 1 | DIGI ROLLER PLUS II MODEL 6425 DIGITAL MEASURING WHEEL | \$141.74 | PURCHASED 2/17/06 - ENGINEERSUPPLY |
| | TOTAL | \$551.06 | |
| 14 PURCHASING OFFICE | | | |
| | OKIDATA 321E/I EPSON/IBM PRINTER S/N 110C0347885 UPSTAIRS | \$720.76 | PURCHASED 2/06/92 - MICRO PRODUCTS |
| | OKIDATA 321 N MICROLINE PRINTER S/N 404E5011992 | \$29.95 | PURCHASED 7/7/04 - SOUTHERN COMPUTER WAREHOUSE |
| | DELL 17" PLANEL MONITOR CN-0D5428-71101-51E-78MS BACK DESK | | PURCHASED 6/9/05 - MOORES OFFICE SUPPLY |

| | | | |
|----|---|---------------------|---|
| | LOGITECH WIRELESS MOUSE | \$29.95 | PURCHASED 6/15/05 - MOORES OFFICE SUPPLY |
| | LOGITECH WIRELESS MOUSE EXTRA DESK | | |
| | TOTAL | \$780.66 | |
| 15 | ACCOUNTING OFFICE | \$362.21 | PURCHASED 5/17/04 - SOUTHERN COMPUTER WAREHOUSE |
| | HP LASER JET 1300 PRINTER SN# BKJ77034 | \$362.21 | |
| | TOTAL | | |
| 16 | SUPERVISOR'S OFFICE | \$0.00 | |
| | TOTAL | | |
| 17 | ENGINEER'S OFFICE | INCLUDED IN PRICE | PURCHASED 6/21/07- TIGER DIRECT |
| | ACER 20 INCH MONITORS- S/R # ETL640C17271255F814052 & ETL640C17271255FBC4052 MOD# AL2016EB | \$0.00 | |
| | TOTAL | | |
| 18 | ASSISTANT SUPERVISOR'S OFFICE (RICHARD'S OFFICE) | \$4,223.15 | PURCHASED 4/19/22-5/17/22- GRANGER \$844.63 EA |
| | | \$3,846.12 | PURCHASED 4/19/22- GREER \$641.02 EA |
| 5 | 3M PELTOR HEADSETS MOD# MT73H7A4810NA NO# 1322105473,1322104399,1322105213,1322105448,2022107070 2022 | \$459.00 | PURCHASED 4/19/22- GREER \$ 76.50 EA |
| 6 | KENWOOD RADIOS MODEL # NX-3300 S/N# C1411607,B9712630,C2212335,C2212021,C2212022,B9712635 2022 | INCLUDED WITH RADIO | PURCHASED 4/19/22 - GREER |
| 6 | KENWOOD MICROPHONES # KMC-72 2022 | \$1,206.00 | PURCHASED 4/19/22 - GREER \$ 100.50 EA |
| 6 | KENWOOD CHARGERS # KSC-25LS 2022 | | |
| 12 | KENWOOD BATTERIES # KNB-78L 2022 | | |
| | TOTAL | \$9,734.27 | |
| 19 | SHOP PARTS/SUPPLY OFFICE | \$79.95 | PURCHASED 9/29/08-MOORE OFFICE SUPPLIES |
| | | \$199.97 | PURCHASED 10/31/12 - OFFICE DEPOT |
| 1 | MONROE CALCULATOR MODEL # 6120 S/N # 084066 | | |
| 1 | BLACK OFFICE CHAIR PRODUCT ID # 392830 2012 | \$279.92 | |
| | TOTAL | | |
| 20 | BREAK ROOM | \$99.99 | PURCHASED 9/17/97 - OFFICE MAX |
| 1 | ADJUSTABLE CART | \$179.95 | PURCHASED 1/28/98 - CAMERA WORLD |
| 1 | 4 X 3 MARKER BOARD | \$750.52 | |
| 1 | 39-6675 RP RIGHT PED. DESK LEFT RETURN | | |
| | TOTAL | \$1,030.46 | |

21 PAINT ROOM SHED
TABLES & CHAIRS

| | | TABLE ROOM |
|-----|----------------------|------------------|
| 10 | 8' FOLDING TABLES | 3 IN SAFETY ROOM |
| 12 | 8' FOLDING TABLES | 2 UPSTAIRS |
| 14 | 8' FOLDING TABLES | |
| 3 | 8' FOLDING TABLES | |
| 8 | METAL FOLDING CHAIRS | TABLE ROOM |
| 252 | METAL FOLDING CHAIRS | TABLE ROOM |
| 48 | METAL FOLDING CHAIRS | TABLE ROOM |
| 32 | METAL FOLDING CHAIRS | TABLE ROOM |

| | |
|-------------------|---------------------------------|
| \$450.00 | PURCHASED 12/12/89 |
| \$539.88 | PURCHASED 12/16/99 - OFFICE MAX |
| \$899.82 | PURCHASED 12/10/96 - OFFICE MAX |
| \$149.98 | PURCHASED 12/15/97 - OFFICE MAX |
| \$59.98 | PURCHASED 12/16/99 - OFFICE MAX |
| \$2,204.37 | PURCHASED 12/10/96 - OFFICE MAX |
| \$419.88 | PURCHASED 12/15/97 - OFFICE MAX |
| \$152.92 | PURCHASED 12/19/00 - OFFICE MAX |
| \$4,876.83 | |

TOTAL

22 FIRE EXTINGUISHERS

| | | | |
|----|-------------------------------|------------|-----------|
| 58 | #2 1/2 ABC FIRE EXTINGUISHERS | 55 @ 24.00 | 3 @ 28.00 |
| 12 | #5 ABC FIRE EXTINGUISHER | | |
| 13 | #20 ABC FIRE EXTINGUISHER | | |
| 12 | #10 ABC FIRE EXTINGUISHER | | |

| | |
|-------------------|--------------------------|
| \$1,404.00 | PURCHASED - ELLIS MELTON |
| \$874.00 | PURCHASED - ELLIS MELTON |
| \$1,105.00 | PURCHASED - ELLIS MELTON |
| \$660.00 | PURCHASED - ELLIS MELTON |
| \$4,043.00 | |

TOTAL

23 AIR CONDITIONERS

| | | | |
|---|--|-----------------------|---------------------|
| 1 | TRANE TDE120A96OMO HEATING FURNACE S/N 204458S2G | OFFICE BUILDING | |
| | FRIGIDAIRE A/C MODEL FFRE18L362 S/N 758402 | SUPPLY ROOM | 2017 |
| | GE A/C, MODEL AEW10AMG1, S/N GS510390 | ENGINEER'S OFFICE | 2010 BROKEN |
| | GE A/C MODEL # AHC24DYL 1 SER# HMO39051M | TIRE ROOM | 2019 |
| | HEATING & COOLING UNIT BACK OFFICES, BATHROOMS, | | 2005 |
| | AMERICAN STANDARD UNIT | | |
| | TWE042140C S/N 52731G12V | | |
| | BAYHTR34150 S/N 5342PEPAV | | |
| | 6H1042A1000AB S/N S27LM34F | | |
| | HEATING & COOLING UNIT FOR NEW FOREMAN ROOM | | 2007 |
| | GIBSON S/N # JTA 070302233 MOD # JT5BD-030K (2.5 TON) | | |
| | AIR HANDLER INDOOR UNIT S/N # GBA070502837 MOD # GB5BM-T30K-A-10 | | |
| | TRANE XR13 MODEL # 2TTR3060A1000AA SER # 7325WBD2F | | 2008 NEXT TO GIBSON |
| 1 | FRIGIDAIRE 8000 BTU A/C SER # FRA053AT7 | SHOP FOREMAN'S OFFICE | 2016 |
| 1 | G.E. MODEL # AHE18DX A/C SER # HL071691M | CONFERENCE ROOM | 2018 |
| 1 | FRIGIDAIRE 25,000 BTU AIR COND. MOD# FFRE25L3Q2 SER# KK41411183 | | 2015 SIGN ROOM |
| 1 | GE AIR CONDITIONER MODEL AHD08L7 | GIS ROOM | 2021 |

| | |
|------------|---|
| 2,167.00 | PURCHASED 12/20/02 - MORTON MECHANICAL |
| \$499.00 | PURCHASED 5/18/17 - LOWES |
| \$250.00 | PURCHASED 7/19/10 - WALMART |
| \$588.05 | PURCHASED 7/22/19 - LOWES |
| \$7,246.00 | PURCHASED 11/4/05 - H & H HEATING & COOLING |
| \$4,200.00 | PURCHASED 6/19/07 - DAWSON & DAWSON |
| | INCLUDED IN PRICE |
| \$3,800.00 | PURCHASED 7/14/08 - DAWSON & DAWSON |
| 229.00 | PURCHASED 6/13/16 - BALDWIN APPLIANCE |
| 569.05 | PURCHASED 8/13/18 - LOWES |
| 575.35 | PURCHASED 5/19/15 - LOWES |
| 369.55 | PURCHASED 2/2/21 - LOWES |

\$20,493.00

TOTAL

| Item ID | Description | Location | Quantity | Unit Price | Total Price | Purchase Date | Supplier |
|---------|---|----------------------------------|----------|-------------|-------------|---------------|--------------------------------|
| 24 | TIRE ROOM / SMALL ENGINE REPAIR ROOM | | | | | | |
| 1 | SPACE HEATER | DANNYS TILE SHED | | 189.99 | | 10/25/99 | TSC |
| 1 | GAS HEATER | | | \$1,575.00 | | 2/24/99 | CLARKSVILLE PLUMBING & HEATING |
| 1 | PC JACK EXTENSIONH 4" X 6" | TIRE ROOM AIR JACK | | \$150.00 | | 9/5/01 | TIMMONS TECH SUPPLY |
| 2 | EZ - WAY TOOL | | | \$399.00 | | 4/2/02 | TIMMONS TECH SUPPLY |
| 1 | CHAIN BREAKER | WELD SHOP | | \$54.95 | | 2/19/97 | W.W. GRAINGER |
| 1 | RIVET SPINNER | WELD SHOP | | \$59.95 | | 2/19/97 | W.W. GRAINGER |
| 1 | CHAIN SAW SHARPENER | WELD SHOP | | \$25.85 | | 2/19/97 | W.W. GRAINGER |
| 1 | WINNTEC BEAD SEALER # 6A166B-052 | 2021 | | \$287.00 | | 6/8/21 | CENTRAL TENNESSEE TECH. |
| 1 | GENERATOR, MODEL 70070439, S/N 95030820 | TILING SHED | | \$369.00 | | 9/28/95 | TRACTOR SUPPLY |
| 1 | TIRE HAULER | | | \$169.00 | | 5/5/98 | MOORE TOOL SALES |
| 1 | 22 TON AXLE JACK MODEL # 791-7330B S/N T1809000007 | TRUCK # 124 2019 | | \$769.99 | | 6/6/19 | RIVERSIDE AUTO PARTS |
| 1 | BEAD BREAKER KIT BRAND-ESCO MODEL # 10202 S/N# 8467.11.5690 | TRUCK # 124 2015 201351 | | \$990.00 | | 1/8/15 | TIMMONS TECH SUPPLY |
| 1 | RANGER TIRE CHANGER MOD# R980XR S/N # 03892 | 2015 | | \$2,065.00 | | 11/19/15 | CLARKSVILLE AUTO PARTS |
| 1 | PRO-POWER 6-1136 1/2" AIR DRILL SER # B120755 | | | \$199.00 | | 2/10/2016 | RIVERSIDE AUTO PARTS |
| 1 | INGERSOLL RAND 1" COMPOSITE INPACT WRENCH MOD# 2190II-6 SER# SP12A13036 | 2012 TIRE TRUCK | | \$675.00 | | 9/17/12 | CLARKSVILLE AUTO PARTS |
| 1 | COUNTY LINE 1/2 HP TRANSFER PUMP MODEL # CLBU10C | TRUCK # 124 | | \$159.95 | | 7/13/21 | TRACTOR SUPPLY |
| 1 | RANGER TIRE BALANCING MACHINE MOD# DST2420 S/N 10081B | 2016 | | \$1,774.10 | | 9/6/16 | CLARKSVILLE AUTO PARTS |
| 1 | EQUIPRITE 22 TON AIR/HYDRAULIC JACK MODEL # 5100786 | TIRE ROOM 2021 | | \$479.99 | | 1/19/21 | FASTENAL |
| | TOTAL | | | \$10,392.77 | | | |
| 25 | COMMUNICATION TWO-WAY RADIOS | | | \$639.00 | | 8/8/02 | PALCO |
| 1 | CONTROL STATION, 1 DP1 TERMINATION PANEL, ANTENNA UPSTAIRS IN FILE ROOM | | | \$639.00 | | | |
| | TOTAL | | | | | | |
| 26 | RADIOS IN VEHICLES | | | \$285.50 | | 9/20/02 | PALCO |
| 1 | DR10 DC REMOTES S/N 08156102 - SAFETY OFFICE | | | \$285.50 | | 9/20/02 | PALCO |
| 1 | DR10 DC REMOTES S/N 08083002 - SIGN ROOM | | | \$285.00 | | 7/29/98 | MOBILITY PLUS |
| 1 | DR10 DC REMOTES S/N 06272098 - GENERAL FOREMAN | | | \$299.00 | | 9/13/04 | MOBILITY PLUS |
| 1 | DR10 DC REMOTES S/N 08230704 - ENGINEERS OFFICE | | | \$380.00 | | 6/2/02 | GREER COMMUNICATIONS |
| 1 | IDR-1000 REMOTES MODEL# 1DR1000A S/N# GTCCBQ0434 | SUPPLY ROOM | | \$285.00 | | 7/27/98 | MOBILITY PLUS |
| 1 | DR10 DC REMOTES S/N 04077498 - PURCHASING OFFICE | | | \$270.00 | | 10/29/98 | MOBILITY PLUS |
| 1 | DR10 DC REMOTES S/N 09280998 - ASSISTANT SUPERVISOR | | | \$285.00 | | 7/29/98 | MOBILITY PLUS |
| 1 | DR10 DC REMOTES S/N04077698 - EXECUTIVE SECRETARY | | | \$270.00 | | 10/29/98 | MOBILITY PLUS |
| 1 | DR10 DC REMOTES S/N 09280298 - ACCOUNTING OFFICE KATHY | | | \$285.00 | | 7/29/98 | MOBILITY PLUS |
| 1 | DR10 DC REMOTES S/N 06277098 - SUPERVISOR'S OFFICE UPSTAIRS ENG. OFFICE | | | \$285.00 | | 9/20/02 | PALCO |
| 1 | DR10 DC REMOTES S/N 02073097 - SHOP FOREMAN OFFICE | | | \$629.00 | | 9/20/02 | PALCO |
| 2 | MOTOROLA HT-1250-LS HAND HELD RADIO & CHARGERS | | | \$629.00 | | 9/20/02 | PALCO |
| 1 | S/N 008TCN1090 GENERAL FOREMAN- CHUCK FROST | | | \$500.00 | | 5/22/00 | GREER COMMUNICATIONS |
| 1 | S/N 008TCN1109 ASSISTANT SUPERVISOR - MONTY FLEET | | | | | | |
| 2 | KENWOOD TK3100 PORTABLE RADIO, S/N 10901809, 10901808 | ASSISTANTS OFFICE | | \$135.00 | | 8/8/02 | PALCO |
| 1 | POWER SUPPLY'S LP-18 FOR CB RADIO | | | \$135.00 | | 8/8/02 | PALCO |
| 1 | S/N CA10104037 ASSISTANT'S OFFICE | | | | | | |
| 1 | S/N CA10104038 CB RADIO | ASSISTANT'S OFFICE | | \$193.00 | | 6/4/2007 | HAYES INSTRUMENT CO. |
| 1 | MOTOROLA CP-100 HAND HELD RADIO, S/N # 009THCA937 | SEE LINE BELOW ASSISTANTS OFFICE | | \$193.00 | | 6/4/2007 | HAYES INSTRUMENT CO. |
| 1 | ALSO CP-100 LEATHER BELT CASE # NNTN4020A 2007 | | | \$162.75 | | 6/26/97 | HAYES INSTRUMENT CO. |
| 1 | MOTOROLA CP-100 HAND HELD RADIO S/N# 009THE1094 | SEE LINE BELOW ASSISTANTS OFFICE | | | | | |
| 1 | ALSO CP-100 LEATHER BELT CASE # NNTN4020A 2007 | ASSISTANTS OFFICE | | | | | |

| | | | | |
|----|--|---------------------------|-------------|--|
| 2 | MOTOROLA RADIUS RADIO - SP-10 1 WATT S/N 087FXL8529 | ASSISTANTS OFFICE | \$162.75 | PURCHASED 6/26/97 - HAYES INSTRUMENT CO. |
| 2 | MOTOROLA RADIUS RADIO - CP-100 1 WATT S/N 087FXL8551+B20 | ASSISTANTS OFFICE | \$100.32 | PURCHASED 6/26/97 - HAYES INSTRUMENT CO. |
| | BATTERY PACK SP-10 | ASSISTANTS OFFICE | \$46.52 | PURCHASED 6/26/97 - HAYES INSTRUMENT CO. |
| 50 | DC-10 REMOTE S/N # 06265307 | FOREMAN'S ROOM | | |
| | KENWOOD RADIOS FOR TRUCKS MOD # NX-820H | 2015 LIST IN FILE CABINET | \$43,445.70 | PURCHASED 9/21/15 - GREER COMMUNICATION |

TOTAL

\$49,547.04

VEHICLES

| VEH. # | DESCRIPTION | LICENSE | VEHICLE ID # | | | |
|--------|---|--|------------------------|----------------|--------------|--|
| 101 | FORD F-150 4X4 2018 PICKUP TAG # 2716GF | 1FTFW1E53JKF30231 | | | \$33,414.50 | PURCHASED 6/13/2018 - T.T.OF MURFREESBORO INC. |
| 102 | FORD EXPLORER XLT 4WD 2017 TAG# 0340GE | 1FM5K8D83HG808058 | J. DAVIDSON | | \$33,289.55 | PURCHASED 7/20/16 - T.T.F. OF MURFREESBORO INC. |
| 103 | FORD F-150 2011-PICKUP 5088-GA | 1FTFX1EF2BKD84170 | M.HARRIS | | \$22,620.00 | PURCHASED 7/13/11 - GOLDEN CIRCLE FORD |
| 104 | FORD F-150 4X4 CREW CAB 5.5' BED 2021 | 1FTFW1E57MKD23619 | TAG # 6961GG | 2021 J. LALLO | \$31,471.00 | PURCHASED 1/27/2021 - LONNIE COBB FORD |
| 105 | 2022 DODGE DURANGO TAG # 7297-GH | 1C4RDJFGXNC136910 | | 2022 J. BRYANT | \$39,178.94 | PURCHASED 10/27/21 - NATIONAL AUTO FLEET GROUP |
| 106 | FORD F-150 XL -2008-PICKUP GZ-1241 | 1FTRF12WX8KD72068 | D. DICKSON | SHOP TRUCK | \$14,378.00 | PURCHASED 5/28/08 - ALEXANDER FORD |
| 108 | FORD F-150 XL 4X4 -2014-PICKUP 2815GC | 1FTFW1EF4EKG51607 | R. FERRELL | | \$23,966.92 | PURCHASED 5/21/14 - GOLDEN CIRCLE FORD |
| 109 | CHEVROLET 2003 - ONE TON GV-1965 | 1GBJC34G63E226351 | 1 OF 2 | J. POWELL | \$20,520.35 | PURCHASED 1/28/03 - JAMES CORLEW CHEVROLET |
| | TRUCK BED MODEL CMG13394 WSS S/N DB27066 | | 2 OF 2 | 2017 | \$6,621.00 | PURCHASED 6/14/17 - THE COWBOY STORE |
| | LINCOLN 225 WELDER S/N U1190205284 2019 | SPEEDAIRE MOD # 4NB84 SER # 08 19 20252220 | \$ 1,400.14 | 2019 3 OF 3 | \$7,127.43 | PURCHASED - CARQUEST AUTO PARTS/ 3/5/19 - AIR GAS WELDER - GRAINGER COMPRESSOR |
| 111 | CHEVROLET - 2003 - ONE TON GV-1957 | 1GBJC34G83E224813 | R. HOGUE | | \$20,520.35 | PURCHASED 1/23/03 - JAMES CORLEW CHEVROLET |
| 112 | FREIGHTLINER - 2008 - DUMP TRUCK GV-2363 | 1FVHC5CVX8HZ54108 | 2007 J.MIXON | | \$71,222.00 | PURCHASED 7/5/07 - NEELY COBLE COMPANY |
| 114 | CHEVROLET - SC1 - 2009 - PICKUP TRUCK GZ-1357 | 1GCEC19C69Z192369 | S. BLACK | | \$16,000.00 | PURCHASED 5/20/09 - JAMES CORLEW CHEVROLET |
| 115 | FORD - S-DUTY F-250 - 2008 - PICKUP GY6782 | 1FTSW20598EE12172 | EXTRA | | \$21,050.00 | PURCHASED 4/23/08 - ALEXANDER FORD |
| 116 | FORD F-150 PICKUP - 2007 VIN # 1FTRF12237KB92300 | TAG # | J. AUSTIN | | \$0.00 | SURPLUS FROM ANIMAL CONTROL 8/19/2020 |
| 117 | FORD-F250 SUPER DUTY 2011 GZ9293 | 1FT7W2A6XBEA37526 | SPARE | | \$22,784.00 | PURCHASED 3/16/10 - GOLDEN CIRCLE FORD |
| 118 | FORD-F250 SUPER DUTY 2012 5124-GA | 1FT7W2B60CEA41343 | T. WHITLOCK | | \$25,452.00 | PURCHASED 5/31/2011 GOLDEN CIRCLE FORD |
| 119 | FORD-F150 - PICKUP 2012 5197GA | 1FTNF1EFXCKD98480 | EXTRA | | \$20,440.00 | PURCHASED 3/12/12 FORD OF MURFREESBORO |
| 120 | FREIGHTLINER 2021 DUMP TAG # 4158GG | 3ALACYFC7MDMN6087 | MOD# M2106 | | \$83,280.00 | PURCHASED 7/20/20 - NEELY COBLE |
| 122 | FORD F-350 BUCKET TRUCK 2012 TAG# 6318GB | 1FDUF5HT4CEB87810 | SIGN ROOM | | \$84,424.00 | PURCHASED 6/29/12 - ALTEC |
| 123 | FORD F-350 XL SUPERDUTY 2019 VIN # 1FDRF3G63KEE37154 | TAG # 3963GF | 2019 1 OF 2 | | \$21,866.36 | PURCHASED 3/12/19 - JENKINS & WYNNE |
| | CM SK TRUCK BED VIN # KC00244819 | 2018 2 OF 2 | SIGN ROOM | | \$3,875.00 | PURCHASED 12/19/18 - A & G DIESEL |
| 124 | FORD - F-750 - 2004 - CAB & CHASSIE GW-0834 | 3FRXF75GX4V697771 | C. DIXON | 1 of 2 | \$35,896.50 | PURCHASED 5/6/04 - JENKINS & WYNNE FORD |
| | ROCK RIVER AIR COMPRESSOR MOD # 2113668 | SER # SN1303108Y1830987 | 2 of 2 | 2021 | \$2,491.02 | PURCHASED 9/8/21 - FASTENAL |
| 125 | FORD LUBE TRUCK MODEL # F650 SN# 1FDNX6DEOHDBO3445 | TAG # 0354-GE | JEFF TROTTER | 2016 | \$125,863.48 | PURCHASED 6/9/2016 - LANDERS FORD |
| 134 | FREIGHTLINER OIL DISTRIBUTOR-2000 GU-4426 | 1FV6HFAA7YHB68476 | J. TROTTER | | \$81,807.00 | PURCHASED 9/21/00 - A-E. FINLEY |
| 135 | FORD EXPLORER 2021 1FMSK8D48MGA86717 | TAG # 6959GG | 2021 J. POWERS | | \$34,287.00 | PURCHASED 1/27/21 - LONNIE COBB FORD LLC |
| 138 | FORD F-350 P/U SER# 1FDRF3G67LEE22223 | TAG # 5647GG | 2020 SERVICE TRUCK | 1 OF 4 M. ROSE | \$27,974.56 | PURCHASED 8/25/20 - JENKINS & WYNNE |
| | TRUCK BED MODEL CMG13394VVSS | SER # DB46782 | 2020 | 2 OF 3 | | PURCHASED 9/23/20 - A&G DIESEL |
| | LINCOLN ELECTRIC- RANGER 225 SER # U1171007581 | 2019 | | 3 OF 3 | \$3,930.00 | PURCHASED 1/16/19 - AIRGAS |
| | SPEEDAIRE MODEL 5F564A SER # 6564404 | 2020 | | 4 OF 4 | \$2,529.48 | PURCHASED 11/2/20 - GRAINGER |
| 139 | DODGE - 2018 4X4 4-DOOR PICK-UP 1C6RR7ST5JS201631 | TAG # 7662GE | J.TROTTER | | \$25,084.00 | PURCHASED 10/23/17 - HUMBOLDT CHRYSLER DODGE, JEEP INC. |
| 140 | FORD F-250 4 DOOR 4X4 1FT7W2B66MEC40463 | TAG # 6963GG | 2021 M. DAVIS | | \$31,578.00 | PURCHASED 1/11/2021 - LONNIE COBB FORD |
| 141 | FORD-F250 4 DOOR 4X4 1FT7W2B68MEC40464 | TAG # 6962GG | 2021 B.KNIGHT | | \$31,578.00 | PURCHASED 1/11/2021 - LONNIE COBB FORD |
| 143 | STERLING 2005 DUMP TRUCK LT7500 GW-0846 | 2FZHATDA15AN61097 | ????????? | | \$64,932.00 | PURCHASED 6/23/04 - JENKINS & WYNNE FORD |
| 145 | FORD F700 - 1995 CAB CHASSIS GR-1679 | 1FDXF70J1SVA42497 | BOOM TRK | | \$23,699.00 | PURCHASED 12/9/94 - CAMPBELL FORD, INC. |
| | WITH PITTMAN HYD. ARM CRANE MODEL EHA-1000, S/N 22806 | | | | | PURCHASED 11/18/76 - HOBBS EQUIPMENT CO. |
| 146 | FORD EXPLORER 2021 1FMSK8D48MGA86718 | TAG # 6960GG | 2021 R. TEASLEY | | \$ 34,287.00 | PURCHASED 1/27/21 - LONNIE COBB FORD LLC |
| 149 | FREIGHTLINER - 1998 TRACTOR CAB GS-9919 | 1FUPFDYB8WL954814 | G. CONASTER | | \$75,534.00 | PURCHASED 4/30/98 - NEELY COBLE COMPANY |
| 150 | FORD -F250- 2006 PICK-UP GX1089 | 1FTSW205X6EC67320 | SPARE | | \$17,769.80 | PURCHASED 2/10/06 - JENKINS & WYNNE FORD |
| 151 | FORD-F250- 2014 4x4 PICK-UP 2659GC | 1FT7W2B62EEA22599 | D. ATKINS | | \$21,709.40 | PURCHASED 6/4/13 - JENKINS & WYNNE FORD |
| 152 | FORD F750 - 2000 - DUMP GT-9549 | 3FDXF75Y6YMA43105 | WATER TRUCK NOW J RAPP | | \$36,081.80 | PURCHASED 5/8/00 - GATEWAY FORD |
| 153 | STERLING ACTERRA - 2003 - DUMP GV-1143 | 2FZHANBS43AK33256 | ????????? | | \$53,447.00 | PURCHASED 4/30/02 - JENKINS & WYNNE FORD |
| 154 | FREIGHTLINER - 2015 -DUMP- MOD # M2106 -TAG # 2788GC- | 1FVACYDT0FHGJ5535 | J. LOWE- # 237 | | \$72,588.00 | PURCHASED 3/25/14 - NEELEY COBLE |
| 155 | STERLING ACTERRA -2003 - DUMP GV-1142 | 2FZHANBS63AK33257 | ????????? | | \$53,447.00 | PURCHASED 4/30/02 - JENKINS & WYNNE FORD |
| 156 | FORD F750-2005 GW-1846 | 3FRXF75H35V184016 | EXTRA | | \$40,291.00 | PURCHASED 4/14/05 - VOLUNTEER TRUCK EQUIPMENT, INC |

| | | | |
|-------|---|-----------------------|---|
| 157 | DODGE - 2018 4X4 4 DOOR PICK-UP 1C6RR7ST3JS201630 TAG # 7661GE D.SMITH | \$25,084.00 | PURCHASED 10/23/17 - HUMBOLDT CHRYSLER DODGE, JEEP INC. |
| 158 | | | |
| 159 | STERLLING 2005 DUMP TRUCK LT7500 GW-0845 2FZHATDA35AN61098 | \$64,932.00 | PURCHASED 6/23/04 - JENKINS & WYNNE FORD |
| 160 | FREIGHTLINER-2010 DUMP TRUCK MOD# 11M Z244GG 1FVHC5CV7AHAR1003 SPARE | \$82,857.00 | PURCHASED 9/2/09 - NEELEY COBLE COMPANY |
| 161 | FREIGHTLINER - 2008 DUMP TRUCK GV- 2362 1FVHC5CV18HZ54109 2007 D. BREEDEN | \$71,222.00 | PURCHASED 7/5/07 - NEELEY COBLE COMPANY |
| 162 | FREIGHTLINER BUSINESS CLASS M2 MOD# M2112 S/N# 1FVHC5CV59HAD8503 2008 GZ-1233 D. DAVIS | \$71,426.00 | PURCHASED 6/3/08 - NEELEY COBLE COMPANY |
| 163 | FREIGHTLINER 2012 MODEL # M2106 SN # 1FVACYDTXCDBU0706 (5145GA) SPARE - #238 | \$73,814.00 | PURCHASED 10/4/11 - NEELEY COBLE COMPANY |
| 164 | KENWORTH 2022 MODEL # T37 S/N 2NKHLJ9X9NM481987 TAG # 0514-GH 2021 R SMITH | \$128,666.00 | PURCHASED 5/17/21 - WORLD WIDE EQUIPMENT |
| 165 | KENWORTH 2022 MODEL # T37 S/N 2NKHLJ9X0NM481988 TAG # 0515-GH 2021 D. BRYANT | \$128,666.00 | PURCHASED 5/17/21 - WORLD WIDE EQUIPMENT |
| 166 | FREIGHTLINER - M2106 DUMP TRUCK SER # 3ALHCYFE4JDKC3792 TAG # 7673-GE 2018 D. YARBROUGH | \$89,666.00 | PURCHASED 10/23/18 - NEELEY COBLE COMPANY |
| 167 | FREIGHTLINER - M2106 DUMP 2016 SER # 1FVACYDTXGHHL8678 TAG # 5713GC- M. BARA 2015 | \$72,545.00 | PURCHASED 5/15/15 - NEELEY COBLE COMPANY |
| 168 | FREIGHTLINER 2011 MOD# M2106 SN# 1FVACYDT5BDAX0188 GC-9315 T. DAVIS- #235 | \$57,064.00 | PURCHASED 7/14/10 - NEELEY COBLE COMPANY |
| 169 | FREIGHTLINER 2006 MN # M2106 DUMP TRK GX-1092 1FVACYCS86HW86908 XXXXXX -- #230 | \$44,349.00 | PURCHASED 10/4/07 - STRINGFELLOW |
| 170 | | | |
| 171 | FREIGHTLINER-2008 FLUSHER TRUCK GY-2400 MN# M2106 S/N # 1FVACYDJ78HZ09240 | \$88,971.00 | PURCHASED 8/9/07- JENKINS & WYNNE FORD |
| 172 | | | |
| 173 | | | |
| 174 | FORD F-2500 PICK-UP 2008 GY-2391 1FTSW205X8EB85414 EXTRA | \$9,977.00 | PURCHASED 2/10/06 - JENKINS & WYNN FORD |
| 175 | FORD F-2500 PICK-UP 2006 GX1090 1FTSW20538EC67319 EXTRA | \$18,269.80 | PURCHASED 10/23/19 - NEELEY COBLE COMPANY |
| 176 | FREIGHTLINER MODEL # M2106 2017 SER # 1FVHCYFE0LHLX7644 TAG # 8590GF W. ALSOBROOKS 2020 | \$104,494.00 | PURCHASED 9/14/16 - NEELEY COBLE COMPANY |
| 177 | FREIGHTLINER MODEL # M2106 2017 SER # 1FVHCY4HHJG0583 TAG # 0369-GE W. ALSOBROOKS | \$82,789.00 | PURCHASED 9/14/16 - JENKINS & WYNNE INCLUDES PRICE OF NEW BED |
| 178 | FORD 350 XL SUPER DUTY TRUCK 2017 SN# 1FDRF3G64HEB85990 BED S/N KCC0160937 TAG # 0348GE J. SMITH | \$24,754.88 | PURCHASED 12/15/06 - M.B. COMPANY |
| 179 | | | |
| 180 | GMC-T- SERIES PAINT STRIPER 2007+B43 GX9626 VIN#1GDP7F1317F410864 SER# 0131106561 J. SMITH | \$187,029.00 | |
| | TOTAL | \$2,954,832.12 | |
| 28 | HEAVY MACHINERY EQUIPMENT | | |
| 149A | TRAIL-EZE TRAILER - MODEL DG5022H3- S/N 1DAR3D767XM014402 LIC # GT8330 | \$35,800.00 | PURCHASED 7/9/99 - DAKOTA MFG. COMPANY |
| 149-B | 2021 EAGER BEAVER 50-GSL-PT-BR 50 TON PAVER TRAILER VIN# 112SM2533ML085242 LOW BOY TAG # 0520GH | \$75,514.13 | PURCHASED 6/15/2021 - WALKER TRAILER SALES |
| 149-C | | | |
| 201 | 2021 CATERPILLAR MINI EXC. MOD # 306 SER# G6G01970 2020 | \$76,918.00 | PURCHASED 12/7/2020- THOMPSON MACHINERY |
| 202 | L785 NH SKID LOADER SERIAL # 837234 | \$20,160.00 | PURCHASED 1/29/97 - MONT. COUNTY FORD NEW HOLLAND |
| 203 | PITTS TRAILER 2021 SER # 5JYTA2020MPP21991 MODEL # TA2 TAG # 5678-GG 2021 | \$16,200.00 | PURCHASED 11/30/20-LMI TENNESSEE LLC |
| 204 | MILLING MACHINE/COLD PLANER MOD# PM620 SER# CAT00PM6LL 2021 | \$584,322.00 | PURCHASED 4/13/2021 - THOMPSON MACHINERY |
| 205 | 120H CATERPILLER MOTOR GRADER S/N # 4MK00479 | \$124,108.00 | PURCHASED 9/16/98 - THOMPSON MACHINERY |
| 206 | | | |
| 207 | NEW HOLLAND T66 TRACTOR SER # NT03157M 2021 1 OF 2 | \$120,530.00 | PURCHASED 2/6/03 - CMI EQUIPMENT SALES |
| | DIAMOND BOOM MOWER MOD# DBM-C-N SER # 33241/33242 2021 2 OF 2 | | |
| 208 | #120G CAT. GRADER S/N# 87V04962 | \$73,616.00 | PURCHASED 10/18/79 - THOMPSON & GREEN |
| 209 | BULLDOZER MODEL D6RXL S/N# 1717 | \$169,587.00 | PURCHASED 9/15/99 - THOMPSON MACHINERY COMPANY |
| 210 | JOHN DEERE ZERO TURN 54" MOWER MOD# Z720E 2 TRACK SER# 1TC720EVLMT040041- ID# FR6911UL08291 & FR6911U-B534-R 2021 | \$5,969.59 | PURCHASED 9/23/21 - HUTSON INC. |
| 211 | ATHEY FORCE FEED LOADER 7-12-SN-703-314 S/N # 27061 | \$63,325.00 | PURCHASED 10/2/80 - H. H. HOOPER MACHINERY |
| 212 | NEW HOLLAND MODEL # TS6.100 SR # NH04490M 1 OF 2 2014 C KILLEBREW | \$86,500.00 | PURCHASED 3/31/14 - DICKSON COUNTY EQUIPMENT |
| | TIGER BENGAL 22 BOOM MOWER MOD# TRB50 SR# TB-7164 2 OF 2 2014 | | |
| 213 | FELKER MODEL # PCS11, S/N # 117931 (SELF-PROPELLED PAVEMENT SAL, TILING SHED) | \$3,350.00 | PURCHASED 2/23/98 - MONTGOMERY COUNTY FORD N.H |
| 214 | B95C NEW HOLLAND 4X4 WITH FRONT END LOADER S/N NZHH03177 2019 M. AUSTIN | \$71,350.00 | PURCHASED 6/11/19- MONTGOMERY COUNTY EQUIPMENT |
| 215 | NEW HOLLAND C238 SUPER BOOM SKID LOADER S/N# NBM425261 2012 | \$51,366.00 | PURCHASED 7/12/12-CUMBERLAND TRACTOR & EQUIPMENT |
| 216 | FORKS MOD# PF4042S S/N# 1207524 84INCH - BUCKET S/N # 735074016 | | INCLUDED IN PRICE ABC |
| 215 | CATERPILLAR 420 BACKHOE 4X4 SER # CAT00420EH8T01718 MODEL # 420 2021 | \$102,410.00 | PURCHASED 10/12/21- THOMPSON MACHINERY |
| 217 | NEW HOLLAND TRACTOR LOADER BACKHOE SR # NEHH03314 2015 D. SMITH | \$86,731.40 | PURCHASED 4/29/15 - DICKSON COUNTY EQUIPMENT. |
| 218 | BLASTING MACHINE VME-225 S/N 500 19AV-76-2-B41 SAFE | \$345.00 | PURCHASED 11/18/76 - L.F. O'DONOHUE CO. |

| | | | | |
|------|---|------------------------|--------------|---|
| 219. | 2017 PALADIN 30" COLD PLANER MODEL # LAF5430 SN# 1713087 | 2017 | \$19,732.32 | PURCHASED 4/6/17 - CUMBERLAND TRACTOR |
| 220. | LEROI MODEL Q1850JE AIR COMPRESSOR S/N # 3272X602 | | \$12,850.00 | PURCHASED 4/5/95 - A. E. FINLEY |
| 221. | PCS MESSAGE BOARD SER# 9968 VIN # 1P91D1715EH301301 | 2014 | \$11,953.33 | PURCHASED 5/21/14 - PROTECTION SERVICES INC. |
| 222. | PCS MESSAGE BOARD SER# 9969 VIN # 1P91D1711EH301310 | 2014 | \$11,953.33 | PURCHASED 5/21/14 - PROTECTION SERVICES INC. |
| 223. | NEW HOLLAND MODEL # TS6.110 SR # NH04824M | 1 OF 2 2014 R. BAGGETT | \$86,500.00 | PURCHASED 3/17/15 - DICKSON COUNTY EQUIPMENT |
| | TIGER BENGAL 22 BOOM MOWER MOD# TRB50 SR# TB-7318 | 2 OF 2 2014 | | |
| 224. | BETTER BUILT TRAILER S/N # 4MNDP1621G1001588 MOD# PH1622DT 7-TON TAG # 5818GC | 2016 M. BARA | \$5,150.00 | PURCHASED 6/2/16 - CUMBERLAND TRACTOR |
| 225. | DECATUR RADAR TRAILER MODEL # SI-3 SER # S13-27069 | 2015 | \$7,535.00 | PURCHASED 6/3/15 - DECATUR ELECTRONICS |
| 226. | ECONOLINE TRAILER 10- TON HEAVY DUTY (TILT TOP) TRAILER S/N 42ETPKK25LI000472 TAG 4127GG | 2020 | \$15,395.00 | PURCHASED 6/22/20- ECONOLINE TRAILERS INC. |
| 230. | BETTER BUILT 10 TON UTILITY TRAILER MOD# PH2522FB SER# 4MNF2529D1001172 TAG# 2657GC | 2013 | \$12,925.00 | PURCHASED 7/24/13- CUMBERLAND TRACTOR & EQUIPMENT |
| 231. | NEW HOLLAND T6020 ZWD S/N ZABD09998 | 2010 J. JINES | \$40,000.00 | PURCHASED 6/30/10 - NASHVILLE TRACTOR & EQUIP. |
| 232. | VERMEER MODEL# BC1000XL S/N#1VRY1119X61007317 12" BRUSH CHIPPER | 2006 | \$20,220.00 | PURCHASED 5/23/06 - VERMEER OF TENNESSEE, INC. |
| 233. | WOODSMAN CHIPPER SER # 1W9R51512AF341045 MODEL # 750 | 2010 | \$39,398.00 | PURCHASED 6/30/10 - CME EQUIPMENT SALES |
| 234. | PITTS TRAILER 2021 SER # 5JYTA2022MPP21992 MODEL # TA2 TAG # 6957GG | 2021 | \$16,200.00 | PURCHASED 2/4/21-LMI-TENNESSEE |
| 235. | PITTS TRAILER 2021 SER# 5JYTA2024MPP21993 MODEL # TA2 TAG # 6958GG | 2021 | \$16,200.00 | PURCHASED 2/4/21-LMI-TENNESSEE |
| 236. | VERMEER MODEL BC1000XL CHIPPER, S.N # 1VRY111991008699 | 2007 | \$21,600.00 | PURCHASED 5/1/07- VERMEER OF TENNESSEE |
| 237. | PITTS TRAILER 2021 SER # 5JYTA2022MPP21989 MODEL # TA2 TAG # 7217GG | 2021 | \$16,200.00 | PURCHASED 2/3/21 - LMI-TENNESSEE |
| 238. | CATERPILLAR 420 BACKHOE 4X4 SER# CAT00420VH8T01776 MODEL # 420 2021 | | \$105,782.00 | PURCHASED 10/12/21 - THOMPSON MACHINERY |
| 239. | 16' UTILITY TRAILER S/N # 1N9AA1621RB152953 MOD # 1N9 2009 GZ1359 | | \$1,235.00 | PURCHASED 5/31/09 - RED RIVER EQUIPMENT |
| 240. | NEW HOLLAND TRACTOR MODEL # T6020 SER # Z8BD05710 2008 B35 B35 | SPARE | \$39,500.00 | PURCHASED 5/7/08 - DICKSON COUNTY EQUIPMENT CO. |
| | MOWER MODEL # DSR-60-C SER # 4454 2008 | | \$11,085.00 | PURCHASED 5/7/08 - DIAMOND MOWERS |
| 241. | TS100 NEW HOLLAND TRACTOR S/N # 172993B | SPARE | \$30,450.00 | PURCHASED 3/27/02 - MONT. COUNTY FORD N.H |
| | 60' ROTARY MOWER DECK 6T0800CHP BOOM MOWER | | \$4,985.00 | PURCHASED 6/19/99 - CHEROKEE EQUIP. |
| 242. | NEW HOLLAND TRACTOR MODEL# TS6.110 WCAB SER# NH02963M | 2013 D. BLACKARD | \$58,000.00 | PURCHASED 2/27/13 - DICKSON COUNTY EQUIPMENT |
| | DIAMOND MOWER SER # 7797 | 2013 | | |
| 243. | CATERPILLAR ROLLER SER # CATCB24BV42000660 MOD # CB24B | 2015 | \$44,435.30 | PURCHASED 6/22/15 - THOMPSON MACHINERY (NJPA) |
| 244. | PROFORCE BLOWER MODEL # 44538 S/N # 314000403 | 2014 1 OF 2 | \$6,677.50 | PURCHASED 5/15/14 - SMITH TURF & IRRIGATION |
| | NORTH SHORE 5X8 UTILITY TRAILER SERIAL # 545BA0B14DB019865 TAG # 2768GC | 2014 2 OF 2 | \$635.00 | PURCHASED 5/29/14 - RED RIVER EQUIPMENT |
| 245. | INGERSOLL RAND ROLLER DD90 S/N # 149049 | | \$75,255.00 | PURCHASED 11/99 - POWER EQUIPMENT COMPANY |
| 246. | 2016 - JOHN DEERE CAB TRACTOR MOD # 6110M SER # 1L06110MHGH870351 1 OF 2 2017 | | \$67,140.90 | PURCHASED 9/19/16 - HUTSON INC. |
| | DIAMOND MOWER SER # 18915 | 2 OF 2 2017 D REDDICK | \$22,925.00 | PURCHASED 9/19/17 - DICKSON COUNTY EQUIP. |
| 247. | VOLVO EXCAVATOR Mod # EC220EL SER # VCEL220EK00310827 WITH HYDRAULIC THUMB 2018 | | \$168,385.00 | PURCHASED 6/19/18 - SCOTT CONSTRUCTION CO. LL. |
| 248. | 2022 JOHN DEERE TRACTOR 1P05090EJM5070415 W/ ALAMO BRAHMA MOWER SER #BRMAD220404/BR5R-220404 | 2022 | \$85,602.50 | PURCHASED 5/26/22- CMI EQUIPMENT |
| 249. | 2022 JOHN DEERE TRACTOR 1P05090EEM5070410 W/ ALAMO BRAHMA MOWER SER# BRMA-220406/BR5R-220406 | 2022 | \$85,602.50 | PURCHASED 5/26/22 - CMI EQUIPMENT |
| 253. | NEW HOLLAND FRONT LOADER-4 WHEEL DRIVE BACKHOE MODEL# LB-75B SER# 031049593 | SPARE | \$49,180.00 | PURCHASED 3/23/05 - NASHVILLE TRACTOR & EQUIPMENT |
| | 4FT. DITCHING BUCKET ON LOWER YARD | | \$1,550.00 | PURCHASED 3/3/99 - MONTGOMERY COUNTY FORD N.H. |
| 254. | HAMM HD 110 TANDUM ROLLER SN# 1740068 | 2005 | \$83,852.00 | PURCHASED 8/18/05- NASHVILLE TRACTOR & EQUIPMENT |
| 255. | NEW HOLLAND TRACTOR SR # NT01125M 402TS41C2A20101007 MOD # TS6.110 2018 1 OF 2 | | \$68,829.00 | PURCHASED 3/28/16 - DICKSON COUNTY EQUIPMENT |
| | DIAMOND MOWER MODEL # DSR60 SN # 16883 | 2016 2 OF 2 ED. CARD | | |
| 256. | NEW HOLLAND TRACTOR SR # NT02214M MOD # TS6.110 2018 1 OF 2 | | \$92,500.00 | PURCHASED 10/15/18 - MONTGOMERY COUNTY EQUIPMENT |
| | DIAMOND MOWER SER # 22022 | 2 OF 2 2018 D. CARNEY | | |
| 257. | D5 CAT. DOZER, TRACTOR, S/N # 92H5716 | | \$77,408.00 | PURCHASED 8/3/82 - THOMPSON & GREEN |
| | HYDRAULIC CONTROL S/N # 08X07605 | | | |
| 258. | 2022 CAT. 299 D3 SKID STEER TRACK LOADER SER # DY905613 MODEL # 299D3 WITH ATTACHMENTS 1 OF 2 | | \$79,254.10 | PURCHASED 10/27/21 - THOMPSON MACHINERY |
| | BUCKET SER# BK31156 GRAPPLE RAKE # GB3077 | 2 OF 2 2022 | | |
| 259. | 2022 CAT. 299 D3 SKID STEER TRACK LOADER SER # DY905614 MODEL # 299D3 WITH ATTACHMENTS 1 OF 2 | | \$82,214.20 | PURCHASED 10/26/21 - THOMPSON MACHINERY |
| | BUCKET SER# BK30737 FORKS SER# CC20245 GRAPPLE BUCKET # GB30106 | 2 OF 2 2022 | | |
| 260. | CAT. 928G. WHEEL LOADER S/N # 6XR03653 | | \$88,763.00 | PURCHASED 12/17/02 - THOMPSON MACHINERY |
| 261. | NEW HOLLAND LB90AE BACKHOE S/N # 31031204 | SPARE SHOP | \$31,531.00 | PURCHASED 6/17/03 - NASHVILLE TRACTOR & EQUIPMENT CO. |
| 262. | CASE ASPHALT ROLLER MOD # DV209C SER # DDDD209CNENTR2015 | 2016 | \$96,588.00 | PURCHASED 3/29/16 - DIAMOND EQUIPMENT |
| 263. | DANUSER POST DRIVER SER # 9524 MODEL # SM40 | 2022 | \$9,763.75 | PURCHASED 10/27/21 - THOMPSON MACHINERY |
| 264. | NEW HOLLAND TRACTOR MOD # T6020 SER # Z9BD10799 2009 R. ONEAL | | \$42,299.00 | PURCHASED 10/20/09- DICKSON COUNTY EQUIPMENT CO. |
| | DIAMOND SIDE ROTARY MOWER MOD # DSR-60C SER # 5288 | 2009 | \$13,377.00 | PURCHASED 10/20/09- DICKSON COUNTY EQUIPMENT CO. |
| | USED JOHN DEERE 8 FT FRONT BLADE ON SHOP YARD SNOW PLOW | | \$1,250.00 | PURCHASED 11/26/96 - FORD RICHARDSON |
| 265. | MILWAUKEE DYNODRILL HITCH MOUNT CORE MACHINE SER# 74083212900018 | 2021 1 OF 2 | \$5,557.16 | PURCHASED 7/27/21 - FASTENAL |
| | PREDATOR 1800 WATT GENERATOR DH98 # 21080201381 | 2021 2 OF 2 | \$299.99 | PURCHASED 12/7/21- HARBOR FREIGHT |

INCLUDED IN PRICE ABC

INCLUDED IN PRICE ABOVE

INCLUDED IN PRICE ABOVE

| | | | | | |
|-----|---|--|--|----------------------------|--|
| 266 | CATERPILLER, INC. MODEL CB214C, S/N # 09XK00198 ROLLER ASPHALT ROLLER ARR#8C0016 | | | \$24,516.00 | PURCHASED 5/24/95 - THOMPSON MACHINERY CO. |
| 267 | NEW HOLLAND BACKHOE MODEL # B95 NH S/N # NAH01533 2011 JAY HALL ATTACHMENT FORKS FOR BACKHOE, S/N# 31003939 ON SHOP YARD | | | \$53,900.00 \$1,250.00 | PURCHASED 3/29/11 - NASHVILLE TRACTOR & EQUIPMENT INC. PURCHASED 9/28/05 - NASHVILLE TRACTOR & EQUIPMENT INC. |
| 268 | INGERSOLL RAND BLAW-KNOX PAVER 2005 MODEL # PF-3172 S/N # 178466 | | | \$213,372.00 | PURCHASED 6/29/05 - POWER EQUIPMENT CO. |
| 269 | VOLVO PAVER P7170B OMNI 318 SCREED SN# 3184100765 2019 | | | \$385,125.00 | PURCHASED 9/16/19 - SCOTT EQUIPMENT CO. |
| 270 | 6610 FORD TRACTOR, S/N # B870716 SHOP WITH WOODS MODEL 1027 FRONT LOADER, S/N # 637185 | | | \$30,846.00 | PURCHASED 8/14/89 - COOK FORD TRACTOR |
| 271 | NEW HOLLAND TRACTOR-T6020 S/N ZBBD15099 2011 SPARE DIAMOND SIDE ROTARY MOWER MOD # DSR-60CA SER # 6494 2011 | | | \$4,000.00 \$49,946.00 | PURCHASED 5/5/98 - MONTGOMERY COUNTY FORD NH PURCHASED 5/31/11 - DICKSON COUNTY EQUIPMENT |
| 272 | MIDLAND MODEL SA2008 SHOULDER MACHINE S/N # 417 2008 | | | | |
| 273 | SUPERIOR BROOM MOD # DT80-K W/ HYDROSTATIC DRIVE SER # 816308 2016 | | | \$62,690.00 | PURCHASED 14/24/08 - CMI EQUIPMENT CO. |
| 274 | NEW HOLLAND POWERSTAR 90 4X4 S/N ELRT5090JLE50631 & DIAMOND MOWER S/N 23927,23928 2020 C PENISTON | | | \$52,217.00 \$74,999.00 | PURCHASED 2/23/16 - SCOTT'S CONSTRUCTION PURCHASED 11/19/20 - DICKSON COUNTY EQUIP. |
| 275 | TOTAL | | | \$4,706,677.00 | |
| 29 | ATTACHMENT TYPE EQUIPMENT | | | | |
| 1 | GLEDHILL SNOW PLOW, 10' FRAME MOUNT #168 | | | \$3,479.00 | PURCHASED 2/15/00 - STEWARTS TRUCK EQUIPMENT |
| 1 | HM MEYER SNOW PLOW PUT ON TRACTOR #271 | | | \$4,400.00 | PURCHASED 12/31/98 - CHEROKEE EQUIPMENT CO. |
| 1 | GLEDHILL HEAVY DUTY SNOW PLOW S/N # 56410 #153 | | | \$3,669.00 | PURCHASED 4/2/86 - H. H. HOOPER MACHINERY |
| 1 | GLEDHILL HEAVY DUTY SNOW PLOW S/N # 56411 #155 | | | \$3,669.00 | PURCHASED 4/2/86 - H. H. HOOPER MACHINERY |
| 1 | GLEDHILL SNOW PLOW S/N # 46350 #143 | | | \$1,500.00 | |
| 1 | VALK 10' SNOW PLOW S/N # 927 MOD # 100 PUT ON TRACTOR #255 | | | \$1,500.00 | |
| 1 | GLEDHILL SNOW PLOW USED ON TRACTOR #120 | | | \$1,500.00 | |
| 1 | MYERS SNOW PLOW WITH PUMP SERIAL # SP100-927 & S/N E523047 #156 | | | \$1,000.00 | |
| 1 | MYERS SNOW PLOW WITH PUMP S/N ON PUMP 525536 #169 | | | \$1,000.00 | |
| 1 | MYERS SNOW PLOW WITH PUMP S/N ON PUMP E526072 PUT ON TRACTOR | | | \$1,000.00 | |
| 4 | NO NAME, NO SERIAL NUMBERS, HOME MADE TYPE SNOW PLOWS | | | | |
| 1 | SWENSON SALT SPREADER, S/N # 65136 FOR TRUCK, # 163 EXTRA | | | \$1,800.00 | PURCHASED 1/21/94 - CHEROKEE EQUIPMENT CO. |
| 1 | 10' MYER SNOW PLOW TO PUT ON TRACTOR # 242 | | | \$4,500.00 | PURCHASED 1/22/97 - CHEROKEE EQUIPMENT CO. |
| 1 | SWENSON HOPPER SPREADER S/N# 0508-1222 2005 # 161 | | | \$9,189.00 | PURCHASED 6/29/06 - D & M DISTRIBUTING CO. |
| 1 | MYER SNOW PLOW MODEL # HM10 S/N# 00043909239 2006 TRUCK # 166 | | | \$5,825.38 | PURCHASED 8/16/06 - D & M DISTRIBUTING CO. |
| | RM-65 UTILITY SPRAYER SPRAY TRACTOR | | | \$565.00 | |
| | 3 POINT HITCH POST HOLE DIGGER, HEAVY DUTY S/N# 1207255 | | | \$790.00 | PURCHASED 8/31/99 - MONTG. COUNTY FORD NEW HOLLAND |
| 2 | HIGHWAY 13FT SALT SPREADERS MODEL E2020XTCT S/N# 114098 & 116130 #177 & 153 | | | \$14,198.00 | PURCHASED 11/18/02 - CMI EQUIPMENT SALES |
| 1 | HD LOADER BUCKET FOR BACKHOE #261 S/N 633008 MODEL# F44E | | | | |
| 1 | SWENSON V- BOX SALT SPREADER WITH SPINNER ASSY. MOD# EV 100-13569-2005 #159 | | | \$7,513.33 | PURCHASED 12/5/05 - D&M DISTRIBUTING |
| 1 | SAD UNDERTAILGATE SPREADER SER# 1005-1244 2005 # 156 | | | \$2,000.00 | PURCHASED 8/11/05 - D&M DISTRIBUTING |
| 1 | SAD UNDERTAILGATE SPREADER SER# 1005-1240 2005 # 112 | | | \$2,000.00 | PURCHASED 8/11/05 - D&M DISTRIBUTING |
| 1 | SAD UNDERTAILGATE SPREADER SER# 1204-1113 2005 # 154 | | | \$2,000.00 | PURCHASED 1/10/06 - D & M DISTRIBUTING |
| 1 | SWENSON SALT SPREADER MOD# SAD SER # 0506-1111 TRUCK # 166 2007 | | | \$2,487.00 | PURCHASED 10/3/07 - D & M DISTRIBUTING |
| 1 | SWENSON SALT SPREADER MOD # SAD SER # 0506-1112 TRUCK # 155 2007 | | | \$2,487.00 | PURCHASED 10/3/07 - D & M DISTRIBUTING |
| 1 | 10FT VALK SNOWPLOW MOD# RVS1036PR S/N # 32514 TRUCK # 112 2007 | | | \$8,215.00 | PURCHASED 12/31/07 - D & M DISTRIBUTING |
| 1 | 10FT VALK SNOWPLOW MOD# RVS1036PR S/N # 32515 TRUCK # 161 2007 | | | \$8,215.00 | PURCHASED 12/31/07 - D & M DISTRIBUTING |
| 1 | SWENSON SAD UNDERTAIL GATE SPREADER # 160 | | | \$2,487.00 | PURCHASED 5/29/08 - D & M DISTRIBUTING |
| | MODEL SAD SERIAL # 0508-2822 B20 TRUCK # 162 2008 | | | | |
| 1 | 10FT VALK SNOW PLOW MOD # RV102116DAPR SER # 32945 TRUCK # 162 2008 | | | \$7,738.00 | PURCHASED 5/29/08 - D & M DISTRIBUTING |
| 1 | SWENSON SALT SPREADER MOD # SAD. SER # 0508-2824 2009 # 168 | | | \$2,100.00 | PURCHASED 3/16/09 - D & M DISTRIBUTING |
| 1 | SWENSON SALT SPREADER MOD # SAD. SER # 0508-2825 2009 # 176 | | | \$2,100.00 | PURCHASED 3/16/09 - D & M DISTRIBUTING |
| 1 | SWENSON SALT SPREADER MOD # SAD. SER # 0508-2826 2009 # 167 | | | \$2,100.00 | PURCHASED 3/16/09 - D & M DISTRIBUTING |
| 1 | VALK 10' SNOW PLOW S/N # 33676 MOD # RV102-116DAPR 2009 # 160 | | | \$8,191.00 | PURCHASED 11/30/09 - D & M DISTRIBUTING |
| 1 | VALK 10 FT SNOW PLOW MOD # RV102-116DAPR SER# 35711 2012 # 177 | | | \$8,191.00 | PURCHASED 10/31/11 - D & M DISTRIBUTING |
| 1 | VALK 10FT SNOW PLOW SER # 37211 MOD # RV-102 2013 # 154 | | | \$8,190.00 | PURCHASED 11/12/13 - D & M DISTRIBUTING |
| 1 | VALK 10FT SNOW PLOW SER # 37212 MOD # RV-102 2013 # 159 | | | \$8,190.00 | PURCHASED 12/14/13 - D & M DISTRIBUTING |

| | | | | | |
|----|---|-------|---------------------------------|--------------|---|
| 1 | MEYERS ROAD PRO 10' SNOW PLOW MOD # | 2015 | #167 | \$6,815.00 | PURCHASED 7/7/15 - D & M SISTRIBUTING |
| 1 | MEYERS ROAD PRO 10' SNOW PLOW SER # 19309455 & 3441490 | 2017 | # 166 ? | \$6,672.91 | PURCHASED 12/5/17 - IMPCO |
| 1 | SNOW DOGG MODEL # 166 SERIES SER # 22127 | 2020 | # 176 | \$8,991.49 | PURCHASED 1/5/20 TRI-GREEN |
| 1 | MEYER ROAD PRO SNOWPLOW-- MOLDBOARD S/N 30109455--MOUNT KIT S/N 3041630 # 120 | 2020 | | \$8,156.08 | PURCHASED 9/23/20 - IMPCO |
| | | | | | |
| | | | TOTAL | \$174,224.19 | |
| 30 | CHAINSAWS | | | | |
| 1 | MODEL 2095 JOHNSON RED CHAIN SAW WITH 52" BAR, S/N 011200032 | | TOOL ROOM | \$1,084.00 | PURCHASED 7/19/01 - MONTGOMERY COUNTY EQUIPMENT |
| 1 | STIHL MS311Y 20" CHAINSAW, S/N 248932186 | | TOOL ROOM | \$280.00 | PURCHASED 7/16/01 - MONTGOMERY FARMERS COOP |
| 1 | STIHL MS310 20" CHAINSAW, S/N 269058142 | | MIKE DAVIS # 174 | \$319.96 | PURCHASED 12/20/06 - MONTGOMERY FARMERS COOP |
| 1 | STIHL CHAINSAW MOD # MS211CBE18 SER # 511685116 | 2018 | JOE LALLO # 104 | \$252.76 | PURCHASED 2/1/18 - HUTSON EQUIPMENT |
| 1 | ECHO GS-3400 14" HORIZONTAL CYLINDER CHAINSAW, S/N# 566350 | | MONTY #114 SHOP CABINET | \$229.99 | PURCHASED 8/23/99 - ROCK CITY MACHINE COMPANY |
| 1 | D28AV STIHL CHAINSAW WOOD BOSS S/N D28AV | | MIKE #158 | | |
| 1 | STIHL MODEL # MS311 SN # 299585927 20" BAR | 2014 | TERRY #118 | \$410.00 | PURCHASED 8/28/14 - DICKSON COUNTY EQUIPMENT |
| 1 | STIHL MS311 CHAINSAW S/N 18768546 | | DANNY #151 2020 | \$486.26 | PURCHASED 6/23/20 - MONTGOMERY COUNTY EQUIPMENT |
| 1 | HUSQVARNA 61 CHAINSAW, S/N # 3200115 | | STAYTON BLACK # 114 | \$475.00 | PURCHASED 2/11/94 - MONTGOMERY FARMERS CO-OP |
| 1 | STIHL MODEL # 391 CHAINSAW W/ 25" BAR SER# 184837137 | | YELLOW CHAINSAW BOX 2018 | \$473.96 | PURCHASED 9/25/18 - HUTSON INC. |
| 1 | STIHL MOD # MS250 CHAINSAW 18" S/N # 512087725 | 2018 | RUSSELL #139 | \$284.36 | PURCHASED 10/17/18 - HUTSON EQUIPMENT |
| 1 | ECHO CS3000 CHAINSAW, S/N 011004 | | STAYTON BLACK #114 | \$229.00 | PURCHASED 4/27/98 - DAVE'S SMALL ENGINES |
| 1 | STIHL CHAINSAW MODEL # M5170 S/N # 295945332 | 2013 | TOOL ROOM | \$143.96 | PURCHASED 8/21/13- HUDSON INC. |
| 1 | 371 HUSQVARNA CHAINSAW WITH 24" BAR & CHAIN, S/N 6261238 | | TOOL ROOM | \$658.00 | PURCHASED 7/10/97 - MONTGOMERY COUNTY FORD NH |
| 1 | STIHL MOD # MS311 CHAINSAW 20" S/N # 186521785 | 2019 | RYAN # 108 | \$397.76 | PURCHASED 11/4/19- MONTGOMERY COUNTY EQUIPMENT |
| 1 | POULAN 20" PRO W/CASE MODEL# 4620 SN# 08193D101200-1 | 2008 | SHOP CABINET | \$198.98 | PURCHASED 9/18/08-LOWES |
| 1 | STIHL MODEL 310 CHAIN SAW SN # 2788403238 | 2009 | MIKE HARRIS # 117 | \$335.89 | PURCHASED 1/27/09 - MONTGOMERY FARMERS CO-OP |
| 1 | STIHL MODEL 310 CHAIN SAW SN # 278403240 | 2009 | CHUCK FROST # 103 | \$335.89 | PURCHASED 1/27/09 - MONTGOMERY FARMERS CO-OP |
| 1 | STIHL MODEL MS 311 CHAIN SAW 20" BAR SN# 188609817 | | # 139 2021 | \$418.70 | PURCHASED 1/13/21 - HUTSON INC. |
| 1 | STIHL MODEL FS 80 R WEDEATERS SN# 277600595 | 2009 | TILING SHED | \$299.95 | PURCHASED 5/13/09 - MONTGOMERY FARMERS CO-OP |
| 1 | STIHL MODEL MS310 20" CHAINSAW SN# 279053326 | 2009 | JOE LALLO # 104 | \$419.95 | PURCHASED 5/21/09 - MONTGOMERY FARMERS CO-OP |
| 1 | STIHL MODEL MS310 20" CHAINSAW SN # 280759495 | 2009 | MIKE HARRIS # 117 | \$419.95 | PURCHASED 12/8/09 - MONTGOMERY FARMERS CO-OP |
| 1 | STIHL CHAIN SAW MODEL # MS193T14 SN# 511527714 | 2018 | MIKE DAVIS # 174 | \$260.66 | PURCHASED 4/19/18 - HUTSON INC. |
| 1 | STIHL CHAIN SAW MODEL # MSS31120 SN# 284724417 | 2012 | MIKE TROTTER # 150 | \$359.82 | PURCHASED 4/11/12 - HUTSON INC. |
| 1 | STIHL CHAIN SAW MODEL # MS311W SN# 289153234 | 2012 | MIKE DAVIS # 174 | \$359.82 | PURCHASED 7/12/12 - HUDSON INC. |
| 1 | STIHL CHAIN SAW MODEL # MS311 S/N# 1140-011-3010 | 2012 | TERRY WHITLOCK # 118 | \$359.82 | PURCHASED 7/24/12 - HUDSON INC. |
| 1 | STIHL CHAINSAW MODEL # MS311 S/N # 291407627 | 2013 | BRYAN KNIGHT # 105 | \$359.82 | PURCHASED 7/23/13- HUDSON INC. |
| 1 | STIHL CHAINSAW MODEL # MS179 S/N # 297912934 | 2014 | SIGN ROOM TRUCK # 122 | \$143.20 | PURCHASED 3/19/14 - DICKSON COUNTY EQUIPMENT |
| 1 | STIHL CHAINSAW MODEL # MS311 20" SN # 501521882 | | STAYTON BLACK # 114 2015 | \$428.97 | PURCHASED 5/26/15 - DICKSON COUNTY EQUIPMENT |
| 1 | STIHL CHAINSAW MODEL # MS331 20" SN # 502877911 | | BRYAN KNIGHT # 105 2015 | \$428.96 | PURCHASED 7/14/15- DICKSON COUNTY EQUIPMENT |
| 1 | STIHL CHAINSAW MODEL # MS170 S/N # 295945332 | 2013 | DANNY ATKINS # 151 | \$143.96 | PURCHASED 8/21/13- HUDSON INC. |
| 1 | STIHL CHAINSAW MODEL # MS311 20" SER # 50498998 | B1276 | RYAN FERRRELL # 108 | \$428.96 | PURCHASED 11/30/15 - DICKSON COUNTY EQUIPMENT |
| 1 | STIHL HT131 PRUNING/POLE SAW SER# 506962520 | 2016 | TILE SHED (LOCKED IN TOOL ROOM) | \$513.46 | PURCHASED 6/23/16 - HUTSON'S INC. |
| 1 | STIHL FS91R WEDEATER SN# 510719439 | 2017 | | \$260.66 | PURCHASED 5/1/17 - HUTSON INC. |
| 1 | STIHL CHAINSAW MOD # MS170 16" SN# 51025088 | | TRUCK # 122 2017 | \$142.16 | PURCHASED 5/2/17 - HUTSON INC. |
| | | | TOTAL | \$12,344.59 | |

31

HEAVY DUTY TOOLS - USED IN SHOP & ON JOB SITES

| | | | | |
|---|--|-----------|------------|---|
| 1 | BOLENS 21" SIDE DISCHARGE MOWER MODEL # 11A-BO4R765 SER # 1E212K11555 SHOP 2012 | TILE SHED | \$179.00 | PURCHASED 6/27/12 - LOWES |
| 1 | BTC - SE3000 CHARGER TRUCK #109 | | \$362.00 | PURCHASED 3/28/01 - CHARKSVILLE AUTO PARTS |
| 1 | TORQUE WRENCH SUPPLY ROOM | | \$149.00 | PURCHASED 5/31/00 - QUEEN CITY TRUCK & DIESEL |
| 1 | #4012 - 4 TON PORTA POWER 2 SPEED PUMP SUPPLY ROOM | | \$327.00 | PURCHASED 6/30/99 - QUEEN CITY TRUCK & DIESEL |
| 1 | #4170 - 10 TON POWER PUMP SUPPLY ROOM | | \$685.00 | PURCHASED 6/30/99 - QUEEN CITY TRUCK & DIESEL |
| 1 | LNPT - 988 16 QT METER GUN & EXTENSION (BEN'S OILER) | | \$391.92 | PURCHASED 3/4/99 - QUEEN CITY TRUCK & DIESEL |
| 1 | TORQUE WRENCH SUPPLY ROOM | | \$169.00 | PURCHASED 9/22/98 - RIVERSIDE AUTO PARTS |
| 2 | HOSEREEL 2FT JUMPER HOSE | | \$262.00 | PURCHASED 12/14&15/98 CARQUEST |
| 1 | DRILL SHARPNER | | \$148.00 | PURCHASED 5/18/98 - MOORE SALES |
| 3 | 10 TON JACK STANDS | | \$240.00 | |
| 1 | # 6122 WRINGER GAS PUMP BELL IN SHOP | | \$77.40 | |
| 1 | 1Y082 - 8 1/2" HAMMER DRILL TILE SHED | | \$230.50 | PURCHASED 7/27/00 - W.W GRAINGER |
| 2 | 3/8" SYSTEM 7 TON CHAINS LOW BOY | | \$713.60 | PURCHASED 8/8/97 - RAK INDUSTRIES |
| 1 | 402 DW-DEWALT GRINDER TILING SHED DANNY'S | | \$159.60 | PURCHASED 10/2/97 - QUEEN CITY |
| 1 | AIR COMPRESSOR S/N# R15-155815 PUT ON TRK# 109 | | \$1,795.00 | PURCHASED 5/4/00 - CARQUEST CLEANER & EQUIPMENT |
| 1 | 6" BENCH VISE WILTON MODEL # 676 IN SHOP ATTACHED TO BENCH 2014 | | \$215.50 | PURCHASED 4/28/14 - GRAINGER |
| 1 | DW474 7" HD ANGLE GRINDER S/N#195112 DANNYS TILE SHED | | \$141.98 | PURCHASED 4/16/02 - ORGAIN BLDG. |
| 1 | HYDRAULIC WINCH, FOR TRUCK # 149 | | \$1,791.90 | PURCHASED 4/19/06 - GRAINGER INC. |
| 1 | USED DRILL PRESS W/ CHUCKS & DRILL BITS 3/HP S/N MA14571 | | \$1,500.00 | PURCHASED 8/7/96 - ROY MORRISON |
| 1 | EAGLE PORTABLE COMPRESSOR MODEL# TT55G S/N # E081982 2006 TILE SHED | | \$699.99 | PURCHASED 5/22/06 - RURAL KING |
| 1 | SPEEDAIRE MODEL 4NB84 AIR COMPRESSOR SER # 02 20 20259118 TRUCK # 111 2020 | | \$1,400.58 | PURCHASED 3/5/20 - GRAINGER |
| 1 | 3/4" IMPACT WRENCH MODEL # 259 SER # 20A060068 TRUCK # 111 2020 | | \$454.67 | PURCHASED 9/15/20 - RIVERSIDE AUTO PARTS |
| 1 | 3/4" IMPACT WRENCH MODEL # 2145QIMAX SER# SP13DO40080 TRUCK # 110 2013 | | \$548.41 | PURCHASED 5/13/13 - FASTERNAL |
| 1 | REC.SAW MODEL # DW304DR SER # 1608-8200814-49 TRUCK # 157 2008 | | \$109.00 | PURCHASED 7/10/08 - ORGAIN BUILDING SUPPLY |
| 1 | 3 TON JACK MODEL # WF-10940 S/N # S01534 2009 | | \$155.00 | PURCHASED 1/8/09 - CLARKSVILLE AUTO PARTS |
| 1 | POWERMAX 45 PLASMA CUTTER S/N # 045-006557 IN BUBS SAFE 2009 | | \$1,553.08 | PURCHASED 5/27/09 - AIRGAS |
| 1 | STIHL 420 14" CHOP SAW SER# 172218144 TILING SHED 2010 | | \$799.96 | PURCHASED 10/19/10 - MONTGOMERY COUNTY CO-OP |
| 1 | 3-TON RAPID LIFT HYDRAULIC JACK MOD # W1616 SER # WF-00680 2012 | | \$179.85 | PURCHASED 1/4/12 - CLARKSVILLE AUTO PARTS |
| 1 | 22 TON AIR/HYDRAULIC JACK MOD# 1788A - J-3 OTC-STINGER SERVICE TRUCK# 110 2012 | | \$585.00 | PURCHASED 8/20/12 - CARQUEST |
| 1 | 22 TON 2 STAGE TRUCK JACK NAPA JACK ROOM 2019 | | \$769.99 | PURCHASED 6/20/19 - RIVERSIDE AUTO PARTS |
| 1 | PROSERIES 300A WHEELED CHARGER SER # 0899004475 2015 | | \$479.00 | PURCHASED 8/217/15 - CARQUEST |
| 1 | INGERSOLL-RAND 1/2" DRIVE IMPACT WRENCH 2135TIMAX S/N# SP13G030950 TRK # 111 2013 | | \$344.70 | PURCHASED 9/18/13 - RIVERSIDE AUTO PARTS |
| 1 | 3/8" IMPACT WRENCH MODEL # 2115QTIMAX SER# SP13H090240 TRK# 110 2013 | | \$299.00 | PURCHASED 10/24/13 - RIVERSIDE AUTO PARTS |
| 2 | DEWALT IMPACT DRIVER SETS DC759 & DC823 W. BATTERIES & CHARGERS BUBBS SAFE 2015 | | \$151.05 | PURCHASED 5/12/15 - LOWES |
| 1 | DEWALT 7 1/4" CIRCULAR SAW W/CASE SER# 973231 TRK # 151 2015 | | \$191.59 | PURCHASED 7/23/15 - ORGAINS |
| 1 | WAYNE 1/2 HP TRANSFER PUMP # PC4 TRK # 124 2015 | | \$177.49 | PURCHASED 9/2/15 - CLARKSVILLE AUTO PARTS |
| 1 | 22 TON OTC NAPA AIR HYDRAULIC JACK MOD # 791-3001 SER # T1511000137 JACK ROOM 2016 | | \$699.00 | PURCHASED 2/24/16 - RIVERSIDE AUTO PARTS |
| 1 | 22 TON OTC NAPA AIR HYDRAULIC JACK MOD # 791-3001 SER # T1509000198 JACK ROOM 2016 | | \$699.00 | PURCHASED 2/24/16 - RIVERSIDE AUTO PARTS |
| 1 | JACK 22 TON AIR HYDRAULIC W/ EXTENSION KIT-TIRE JACK ROOM - J-4 | | \$499.00 | PURCHASED 6/4/02 - TIMMONS TECH SUPPLY |
| 1 | STIHL TS 420 CONCRETE SAW SN # 1813121724 TILE SHED 2016 | | \$789.96 | PURCHASED 9/20/2016 - HUTSON INC. |
| 1 | AC DELCO 34122 FLOOR JACK # 1 2017 | | \$124.99 | PURCHASED 1/5/17 - O' REILLY'S |
| 1 | POWER PROBE III S/N C3R0037156 2017 TRUCK # 109 | | \$99.99 | PURCHASED 5/11/17 - RIVERSIDE AUTO PARTS |
| 1 | AC DELCO 41" LIFT 7,000 LB CAPACITY FARM JACK MODEL # 34715 TRUCK # 110 2020 | | \$79.99 | PURCHASED 10/6/20 - O'RILLYS |
| 1 | WESTWARD SAND BLASTING MACHINE MOD# 107915 TRUCK # 110 2020 | | \$364.17 | PURCHASED 11/9/20 - GRAINGER |
| 1 | NAPA 1" IMPACT GUN MODEL # 6-1137 S/N C1512054 2017 | | \$349.99 | PURCHASED 8/7/17 - RIVERSIDE AUTO PARTS |

| | | | |
|----|--|--------------------|--|
| 1 | KOBALT 3/8" IMPACT WRENCH MOD # 0523637 S/N 9GYR038237 TRUCK # 117 2017 M. HARRIS | \$46.55 | PURCHASED 8/10/17 - LOWES |
| 1 | GRACO OIL CONTROL NOZZLE W/ METER MOD# 24V034 S/N # C06815 ATTACHED TO 5V30 OIL TOTE 2017 | \$340.82 | PURCHASED 8/31/17 - CLARKSVILLE FASTNERS |
| 1 | EQUIPRITE CLUTCH JACK MODEL # 5100806 SER # SBG141100858 JACK ROOM 2018 | \$699.99 | PURCHASED 3/13/18 - FASTENAL |
| 1 | INGERSALL RAND MOD# 231C 1/2" IMPACT GUN SER# SR19L190182 TRUCK # 109 2020 | \$159.00 | PURCHASED 9/21/20 - RIVERSIDE AUTO PARTS |
| 1 | CHAMPION MODEL 65520 TRASH PUMP S/N 18JUL1302165 2016 GOING ON PAVING CREW WATER WAGON # 152 | \$252.77 | PURCHASED 8/29/18 - LOWES |
| 1 | HEAVY DUTY IMPACT WRENCH S/N B18110001 NAPA 3/4: 6-789 | \$189.99 | PURCHASED 4/17/19 - RIVERSIDE AUTO PARTS |
| 1 | AC RECOVERY UNIT ROBINAIR MODEL # AC1234-4 SER # 215976631 IN SHOP USE 2019 | \$5,489.00 | PURCHASED 4/22/19 - CLARKSVILLE AUTO PARTS |
| 1 | RODNOR CUTTING TORCH OUTFIT # 350-510-DLX TRUCK 111 2019 | \$450.00 | PURCHASED 6/6/19 - AIRGAS |
| 1 | INGERSALL RAND 125 NEEDLE SCALER SER # 219L TRUCK 110 2020 | \$256.74 | PURCHASED 3/16/20 - GRANGER |
| 1 | GREASE PUMP FOR SERVICE TRUCK 125 MODEL # JDL365C SER # 2004009 2020 | \$569.47 | PURCHASED 6/15/20 - FASTENAL |
| 1 | DEWALT 1/2" CORLESS IMPACT WRENCH KIT # DCF899 TRUCK 109 2021 | \$403.10 | PURCHASED 4/21/21 - FASTENAL |
| 1 | STIHL BACKPACK BLOWER MOD# BR600 SER# 527513196 TRUCK # 117 MIKE HARRIS 2021 | \$394.99 | PURCHASED 9/20/21 - HUTSON INC. |
| 1 | INGERSALL RAND IMPACT WRENCH 3/4 DRIVE MOD# 2165QUNAXA SER # 19K170071 TRUCK 138 2022 | \$762.40 | PURCHASED 1/24/22 - GRANGER |
| 1 | 22 TON ENGINE JACK MODEL # 791-3001 SN# T2203000372 2022 IN SHOP USE | \$715.00 | PURCHASED 6/1/22 - RIVERSIDE AUTO PARTS |
| 1 | 22 TON ENGINE JACK MODEL # 791-3001 SN# T2203000557 2022 IN SHOP USE | \$715.00 | PURCHASED 6/1/22 - RIVERSIDE AUTO PARTS |
| | TOTAL | \$33,587.67 | |
| 32 | TOOLS USED IN SHOP & ON JOB SITES | | |
| | SUPPLY ROOM | | |
| 1 | WORLD'S GREATEST STEP LADDER | \$79.92 | PURCHASED 7/24/01 - LOWE'S |
| 1 | BLACK & DECKER BUFFER & PADS MODEL# 6124 S/N# 46426 TILING SHED | \$212.95 | PURCHASED 5/30/95 - CLARKSVILLE AUTO PARTS |
| 1 | BLACK & DECKER BENCH 8'- USED 79470424 TILING SHED | \$237.25 | |
| 1 | HEAVY DUTY BENCH GRIDER TILING SHED | \$500.00 | |
| 1 | # 369 BIDGET CHAIN BLOCK | \$500.00 | |
| 1 | ORANGE 20 TON HEIN WERNER FLOOR JACK ON WHEELS | \$310.00 | |
| 1 | WHEEL PULLER TYPE JACK ON WHEELS W/ LINCOLN | \$434.12 | |
| 2 | 10 TON NESCO JACK STAND | \$140.00 | |
| 2 | 5 TON JACK STANDS | \$90.00 | |
| 1 | 3" C.T.T DISC CAP TYPE - CUT OFF TOOL | \$35.00 | |
| 1 | 98990 - N365 RIGID BOLT CUTTERS WELDING ROOM | \$63.00 | |
| 1 | 1 1/2 TON COME-ALONG | \$339.00 | |
| 1 | C.T 500 CRIMPING TOOL | \$134.40 | |
| 1 | CYLINDER HONE | \$65.00 | |
| 1 | 120 LB AIR TANK TIRE ROOM | \$65.00 | |
| 1 | HEAVY DUTY CATERPILLER WHEEL PULLER & 3P-1535 WRENCH JACK ROOM | \$2,609.44 | PURCHASED 4/11/00- THOMPSON MACHINERY |
| 1 | STEERING WHEEL PULLER | \$60.00 | |
| 1 | RING COMPRESSOR | \$12.00 | |
| 3 | WHEEL NUT WRENCHES | \$60.00 | |
| 1 | PISTON GROVER - 1 | \$14.00 | |
| 1 | 17 PC SET WRENCHES SHOP SERVICE TRUCK# 109 | \$198.00 | PURCHASED 6/7/00 - MOORE SALES |
| 1 | JIGSAW 2 SPEED MODEL # 4355 | \$37.75 | |
| 1 | ROLL PIN PUNCH SET--TRUCK# 111 | \$27.44 | PURCHASED 7/15/03- GRANGER SALES |
| 1 | DEWALT DRILL 1/2 IN" CHUCK S/N# 86076200224E MODEL# DW246 | \$137.28 | PURCHASED 7/14/03- GRANGER SALES |
| 1 | HD STARTER KIT ELECTRONIC DIAGNOSTIC ON TRUCKS S/N 090533044 MODEL# PRO LINK PLUS BUBS SAFE | \$1,695.00 | PURCHASED 10/29/03- MOORE SALES |
| 1 | FLUKE 78 AUTO MULTIMETER MODEL# 78 SER# 84680097 TOOL BOX # 2 | \$225.00 | PURCHASED 3/18/04- MOORE SALES |
| 1 | SAND BLASTER SN# 00008 | \$117.93 | PURCHASED 1/26/2004 - RURAL KING |
| 1 | QAGE SET SER # 7401 FOR R12 & R 134 A 2007 TOOL ROOM | \$141.39 | PURCHASED 5/15/07 - CARQUEST |
| 1 | TIF LEAK DETECTOR SN# 120312000694 MODEL # TIF-RX-1A | \$159.99 | PURCHASED 5/24/04 - CARQUEST |
| 1 | BLACKHAWK 14 PC WRENCH SET-- LOCKED UP IN SUPPLY ROOM | \$121.15 | PURCHASED 1/25/05 - CARQUEST |
| 1 | 17 PC METRIC TOOL SET TRUCK #152 NEW LUBE TRUCK | \$119.95 | PURCHASED 8/4/05- CARQUEST |
| 1 | 1/2" X 22" ORG ITEM # HF322NOH TOOL BOX # 1 | \$65.99 | PURCHASED 8/15/05 - CORNWELL TOOLS |
| 1 | 6 PC. CONV. R.R. TRUCK # 109 ITEM # ML690R | \$89.20 | PURCHASED 8/15/05 - CORNWELL TOOLS |

| | | | |
|---|--|------------|--|
| 1 | 1/2" DR. RACHET TRUCK # 109 ITEM# SR70 | \$100.28 | PURCHASED 8/15/05 - CORNWELL TOOLS |
| 1 | COMPLETE CUTTING TORCH SET MOD# VIC0384-2020 TRUCK # 109 | \$379.00 | PURCHASED 12/28/05 - AIRGAS |
| 1 | 749 W/ CASE & 5 SOCKETS-IMPACT WRENCH CTO-CP749K SER# 031750 BUBS OFFICE TRK # 110 | \$197.00 | PURCHASED 3/23/06 - CARQUEST AUTO PARTS |
| 1 | 749 W/ CASE & 5 SOCKETS-IMPACT WRENCH CTO-CP749K SER# 06349DTRUCK # 109 | \$201.00 | PURCHASED 3/19/07 - CARQUEST AUTO PARTS |
| 1 | 33 PC BIT & SOCKET SET 3/8 DRIVE STAR RACHET # S089039 TRUCK # 110 2007 | \$199.98 | PURCHASED 4/3/07 - TRUCK PRO |
| 1 | 1/2 In REVERSIBLE DRILL MODEL # MTN7307 MOUNTAIN LOCKED UP IN SUPPLY ROOM | \$97.70 | PURCHASED 5/13/08 - TRUCK PRO |
| 1 | ABS BRAKE SCANNER MOD # DT3418 LOCKED UP IN SAFE IN BUB BLACK'S OFFICE | \$451.89 | PURCHASED 9/4/08 - TRUCK PRO |
| 1 | FUEL PRESSURE TESTER MODEL # 6551 LOCKED UP IN SAFE IN BUB BLACK'S OFFICE 2009 | \$375.00 | PURCHASED 2/3/09 - CLARKSVILLE AUTO PARTS |
| 1 | INGERSOLL-RAND AIR IMPACT TOOL MOD# 1/2 DRIVE SER# 231HA TRUCK # 110 2009 | \$179.90 | PURCHASED 3/2/09 - TRUCK PRO |
| 1 | ABS SCAN DIAGNOSTIC TOOL FOR VEHICLES-MOD# CP9449 SER# 3338225 IN BUBS SAFE 2009 | \$249.00 | PURCHASED 3/19/09 - CARQUEST AUTO PARTS |
| 1 | TEK-MATE LEAK DETECTOR MOD# 705-202 S/N# 09030225 IN BILLS SAFE 2009 | \$220.56 | PURCHASED 5/4/09 - CLARKSVILLE AUTO PARTS |
| 1 | TROUBLE MANUAL FOR EQUIPMENT IN BUBS SAFE 2009 | \$85.95 | PURCHASED 5/4/09 - CLARKSVILLE AUTO PARTS |
| 1 | CNH ORIGINAL PARTS INJECTION PUMP-TIMING KIT MOD# 3800000081 IN BUBS SAFE 2009 | \$460.36 | PURCHASED 8/31/09 - CLARKSVILLE NEW HOLLAND |
| 1 | FLEX HONE MOD # RCF-425HD FOR SHOP USE STORED IN SUPPLY ROOM 2009 | \$136.48 | PURCHASED 9/8/09 - CARQUEST AUTO PARTS |
| 1 | DEWALT ADHESIVE GUN MOD # DC545 SER# 48318 LOCKED UP IN BUBS SAFE 2019 | \$299.00 | PURCHASED 5/30/19-CLARKSVILLE TOOLS |
| 1 | GM CRANKSHAFT BALANCER PULLER KIT MOD # OTC-7912 LOCKED UP IN SUPPLY ROOM 2010 | \$352.99 | PURCHASED 1/11/10 - CLARKSVILLE AUTO PARTS |
| 1 | INGERSOLL-RAND REV. ANGLE DRILL MOD# 7807R SN# 211K LOCKED UP IN SUPPLY ROOM 2011 | \$119.00 | PURCHASED 12/8/11 - CARQUEST AUTO PARTS |
| 1 | KERO CON. HEATER 175-210K BTU MODEL # 2102 SN# 1125AFF008460611 2011 JACK ROOM | \$379.05 | PURCHASED 12/14/11 - LOWES |
| 1 | FUEL PUMP REMOVAL KIT MODEL # 27160 LOCKED IN SUPPLY ROOM CLOSET 2012 | \$119.12 | PURCHASED 2/28/12 - NAPA AUTO PARTS |
| 1 | STIHL BACKPACK BLOWER MOD# BR-600-Z MAGNUM SER# 4282-011-1614-290-194859 2012 TILING SHED | \$399.96 | PURCHASED 6/28/12 - CO-OP |
| 1 | INGERSOLL RAND 1/2" IMPACT WRENCH MOD# 2135TIMAX SER# SP13B270297 TRK # 151 2013 | \$278.00 | PURCHASED 4/22/13 - CLARKSVILLE AUTO PARTS |
| 1 | DEWALT RECIPROCATING SAW MOD# DW310K S/N 045633 2012 42-49 IN JEFFS OFF 2013 | \$153.99 | PURCHASED 7/25/13 - ORGAINS BUILDING SUPPLY |
| 1 | LINCOLN PNEUMATIC BARREL PUMP # 84829 SER # 2014 | \$638.00 | PURCHASED 2/3/14 - CLARKSVILLE FASTNERS |
| 1 | DEWALT CIRCULAR SAW 7 1/4" MOD # DW364 SER # 992714 2013 17-49 2014 | \$191.59 | PURCHASED 4/30/14 - ORGAIN BUILDING SUPPLY |
| 1 | LANS TU-15-70 DIESEL COMPRESSION KIT SER# 042-91570-0420 BUBS OFFICE 2014 | \$426.00 | PURCHASED 8/5/14 - CLARKSVILLE FASTNERS |
| 1 | LANS TU-15-25 NAVISTAR COMPRESSION TEST ADAPTER SER # 042-91525-2420 BUBS OFFICE 2014 | \$106.00 | PURCHASED 8/5/14 - CLARKSVILLE FASTNERS |
| 1 | LISLE HARMONIC DAMPER PULLEY PULLER MOD # 51450 LOCKED UP IN SUPPLY ROOM 2015 | \$111.99 | PURCHASED 1/28/15 - CARQUEST AUTO PARTS |
| 1 | MILWAUKEE BANDSAW MOD.# 6232-20 SER # D51BD14522414 2015 WELDING SHOP | \$411.99 | PURCHASED 4/9/15 - FASTENAL |
| 1 | PRONTO PUNCH & CHISEL SET 26 PIECE LOCKED UP IN SUPPLY ROOM 2015 | \$299.00 | PURCHASED 8/5/15 - GRAINGER |
| 1 | MASTER TPS KIT # 71999 LOCKED UP IN BUBS SAFE 2015 | \$229.00 | PURCHASED 8/17/15 - CARQUEST |
| 1 | ZEE-LINE PISTON PUMP (SHOP BARREL) MODEL # 1712AR SER # 1505-183 2015 | \$575.00 | PURCHASED 12/11/15 - CLARKSVILLE FASTNERS |
| 1 | POWER PROBE III LEAD SET COMBO KIT MOD# PP3LS01 SER# P3R263349 BUBS OFFICE 2016 | \$199.00 | PURCHASED 1/28/16 - NAPA AUTO PARTS |
| 1 | NAPA 3/8" DRIVE-6-1122 SUPER DUTY IMPACT WRENCH SER # B10110201 tool box # 3 2016 | \$199.00 | PURCHASED 2/16/16 - NAPA AUTO PARTS |
| 1 | INGERSOLL-RAND AIR IMPACT TOOL MOD# 2190TI-6 1/2 DRIVE SER# SP115E 14039 PARTS ROOM 2016 | \$715.27 | PURCHASED 2/22/16 - CLARKSVILLE AUTO PARTS |
| 1 | ROCK RIVER 8FT. STEP LADDER MODEL # 3018-08 SER # 24691 SUPPLY ROOM 2016 | \$101.24 | PURCHASED 3/21/16 - FASTENAL |
| 1 | HIGH-TECH BUFFER MOD # T-200 LOCKED IN SUPPLY ROOM 2016 | \$100.00 | PURCHASED 4/26/16 - CLARKSVILLE AUTO PARTS |
| 1 | TRANSMISSION/OIL PRESSURE TESTER NAPA MOD # TU-16A LOCKED UP IN BUBS SAFE 2016 | \$153.61 | PURCHASED 5/2/16 - NAPA AUTO PARTS |
| 1 | WEBTEC FLOW METER MODEL # RIK20-5-6 SN# NE00521 LOCKED UP IN BUBS SAFE 2016 | \$1,630.22 | PURCHASED 7/26/16 - CLARKSVILLE FASTNERS |
| 1 | JPRO FLEET SERVICE KIT W/ PANASONIC CF-53 LAPTOP SN# CF-53JCYZYM LOCKED UP IN BUBS SAFE 2017 | \$6,593.01 | PURCHASED 3/20/17 - RIVERSIDE AUTO PARTS (NAPA) |
| 1 | ROTUNDA FORD DIAGNOSTIC KIT W/PANASONIC TOUCHBOOK SN# CF-54F2401KM LOCKED UP IN BUBS SAFE 2017 | \$3,499.00 | PURCHASED 3/22/17 - BOSCH AUTOMOTIVE SOLUTIONS |
| 1 | BK POWER PROBE AND LEADS 700-2924 LOCKED UP IN BUBS SAFE 2017 | \$199.99 | PURCHASED 4/20/17 - NAPA AUTO PARTS |
| 1 | CUMMINS INLINE 7 DATA CONNECTOR MOD# 125003 S/N 005200 LOCKED UP IN BUBS OFFICE 2017 | \$923.63 | PURCHASED 4/26/17 - CUMMINS CROSSPOINT |
| 1 | WHISTLER INSPECTION CAMERA SN# 30105062 LOCKED UP IN BUBS OFFICE 2017 | \$169.99 | PURCHASED 5/2/17 - O'REILLY'S |
| 1 | KOBALT 200 PC TOOL SET MOD # 0573356 LOCKED UP IN SHOP TOOLBOX # 3 2017 | \$179.55 | PURCHASED 7/20/17 - LOWES |
| 1 | OTC CAM TOOL KIT SER # 6489 LOCKED UP IN BUBS SAFE 2017 | \$461.99 | PURCHASED 8/14/17 - O'REILLY'S |
| 1 | DEWALT DCD950 CORDLESS HAMMER DRILL S/N# 524689 LOCKED UP IN SUPPLY ROOM 2017 | \$122.55 | PURCHASED 9/12/17 - LOWES |
| 1 | BIG RIG PRO 16L JUMP BOX LOCKED UP IN BUBS OFFICE SAFE 2017 | \$780.00 | PURCHASED 10/17/2017 - NEELY - COBLE |
| 1 | SCHUMACHER SE-3000-1 BATTERY CHARGER S/N 08-99-001751 SHOP 2017 | \$299.99 | PURCHASED 10/24/17 - O'REILLY'S |
| 1 | NAPA 3/8" IMPACT WRENCH SER # B16050240 2018 IN PARTS ROOM | \$169.99 | PURCHASED 3/6/18 - RIVERSIDE AUTO PARTS |
| 1 | OTC 5190 HD U- JOINT PULER 2018 IN PARTS ROOM | \$289.00 | PURCHASED 3/12/18 - RIVERSIDE AUTO PARTS |
| 1 | NAPA BALL JOINT/BRAKE ANCHOR PIN PRESS SET 3421 LOCKED IN BUBS OFFICE 2018 | \$130.86 | PURCHASED 5/2/18 - RIVERSIDE AUTO PARTS |
| 1 | DEWALT DEW1622K MAGNETIC DRILL KIT S/N 015689 LOCKED UP IN BUBS OFFICE 2019 | \$744.95 | PURCHASED 3/11/19 - CLARKSVILLE TOOL |
| 1 | STEELWORKER DELUXE WELDING/CUTTING SET DLX 8525-510DLX LOCKED IN BUBS OFFICE 2019 | \$250.00 | PURCHASED 5/13/19 - AIRGAS |
| 1 | KOBALT MECHANICS TOOL SET 227 PIECE ITEM # 115718 TRUCK # 138 | \$94.05 | PURCHASED 1/23/20 - LOWES |
| 1 | 4 DRAWER LETTER FILE CABINETS DARK GRAY FROM KATHY'S OFFICE | \$125.00 | |

| | | | | |
|----|---|---------------------------|--------------------|---|
| 1 | STIHL TS420 W/CART KIT PAVEMENT SAW S/N # 188305713 | 2021 MIKE HARRIS TRUCK | \$1,395.88 | PURCHASED 4/13/21 - MONTGOMERY COUNTY EQUIPMENT |
| 1 | STIHL TS420 W/CART KIT PAVEMENT SAW S/N # 189017934 | 2021 TERRY WHITLOCK TRUCK | \$1,395.88 | PURCHASED 4/13/21 - MONTGOMERY COUNTY EQUIPMENT |
| 1 | HONDA GX390 30 LB COMPRESOR MOD # 2113668 SER # 1303108Y3362226 | TRUCK # 109 | \$2,869.46 | PURCHASED 1/20/22-FASTENAL |
| 1 | UPRIGHT METAL STORAGE CABINET (002844) | IN SUPPLY ROOM | \$25.00 | |
| | TOTAL | | \$41,339.04 | |
| 33 | PAINT SHOP | | | |
| 1 | ALKOTA MODEL 4231-AEUL PRESSURE WASHER W/REMOTE SN# 2853876 | 2017 | \$6,750.00 | PURCHASED 4/3/2017 - KS SUPPLY |
| 1 | NATIONAL DET 6" DA- AIR SANDER | BUBBS OFFICE | \$149.00 | PURCHASED 5/5/98 - MOORE SALES |
| 1 | 55 GAL. DRUM HAND TRUCK | | \$175.75 | PURCHASED 8/18/93 - W.W GRAINGER |
| 2 | 7 TON JACK STANDS | | \$64.60 | |
| 1 | CLIMATE CONTROL HEATER, MODEL# BX-10 S/N# BXD00818 | | \$200.00 | |
| | TOTAL | | \$7,339.35 | |
| 34 | WELDING SHOP | | | |
| | 32' LADDER & 36" ALUM. WALKBOARD (IN TRUCK SHED) | | \$1,363.25 | |
| 1 | LINCOLN WELDER SP100, AC869065 | SUPPLY ROOM LOCKED UP | \$499.00 | |
| 1 | HON SC2472 STORAGE CABINET | | \$249.00 | PURCHASED 12/03/02 - MOORE'S OFFICE SUPPLY |
| 1 | CLARK DRILL PRESS S/N 3900673 MODEL # BT1029 | TOOL ROOM | \$144.49 | PURCHASED 2/23/05- TSC |
| 1 | LINCOLN ELECTRIC WIRE-MATIC 2555 SN# U1990305950 | MIG WELDER | \$1,360.00 | PURCHASED 6/23/00 - BOC GASES |
| 1 | LINCOLN ELECTRIC - RANGER 8 SN# 10537- U1990103176 | TRUCK # 109 | | |
| 1 | DW235G 1/2" VSR H.D. DRILL SER# 784642 | TRUCK # 111 | \$124.99 | PURCHASED 11/30/05 - ORGAINS BUILDING SUPPLY |
| 1 | DEWALT MULTICUTTER 14" DW872 SER # 416099 | 2015 | \$525.00 | PURCHASED 8/12/15 - CLARKSVILLE FASTNERS |
| 1 | RANGER 10,000 AC-DC WELDER GENERATOR MODEL # K1419-5 SER# U1070205648 | TRUCK 111 | \$2,699.00 | PURCHASED 5/3/07 - AIR GAS MID-AMERICA |
| 1 | MASTER II SUPER CUT/WELD OUTFIT 2009 TORCH HEAD-08700368 TORCH BODY81908000194 1 OF 2 | | \$845.38 | PURCHASED 10/28/09 - AIR GAS MID-AMERICA |
| 1 | REGULATOR OXYGEN- 0910KCPB1 REGULATOR ACETYLENE - 08COCFW1 | 2 OF 2 | | |
| 1 | JET BENCH LATHE MOD# BD-920W SER # 15053031 | SHOP | \$1,995.00 | PURCHASED 9/2/15 - CLARKSVILLE FASTNERS |
| 1 | JET BANDSAW MOD # HBS-56M SER # 150640837 | WELDING SHOP | \$499.00 | PURCHASED 9/2/15 - CLARKSVILLE FASTNERS |
| 1 | GATES 707 CRIMPER W/POWERUNIT MOD # S20003T-4954 SN # K923588 | 2016 | \$2,600.00 | PURCHASED 9/26/16- INDUSTRIAL RUBBER & GASKET |
| | TOTAL | | \$12,904.11 | |
| 35 | TILE SHED/ PAINT SHED | | | |
| 1 | CH&E TRASH PUMP, MODEL # 3200 S/N P940583 W/ ROBIN ENGINE S/N# 1388678 | | \$1,295.00 | PURCHASED 8/28/95 - WILDER MOTOR & EQUIP. |
| 1 | KUBOTA 2200 GENERATOR S/N# 593861 | | \$514.00 | |
| 1 | KUBOTA 3500 GENERATOR S/N# 598086 | | \$550.00 | |
| 1 | UPRIGHT METAL STROAGE CABINET | | \$25.00 | |
| 4 | 5 X 5 X 7 SCAFFOLD SECTION | | \$441.60 | PURCHASED 4/25/00 - DIRECT SCAFFORD & LADDER |
| 8 | SOLID LEVELING JACKS | | \$124.80 | PURCHASED 4/25/00 - DIRECT SCAFFORD & LADDER |
| 1 | POST HOLE DIGGER | | \$43.79 | PURCHASED 7/27/93 - ORGAIN BLDG. SUPPLY |
| 1 | ASPHALT CUTTER 1- 1/4 X 5" | | \$266.99 | PURCHASED 5/2/95 - A.E. FINLEY |
| 1 | SPRAYER AG25 TRIFTY SPOT | 2006 IN ROUND UP ROOM | \$134.99 | PURCHASED 5/22/06 - MONTG. FARMERS CO-OP |
| 1 | BRIGGS & STRATTON 5500 WATT GENERATOR S/N# 1013919291 | | | |
| | MODEL # 030235 2007 | | \$699.00 | PURCHASED 6/12/07 - LOWES INC. |
| 1 | TEEL WATER PUMP MODEL # IP950A SER # CODE JG. | | | |
| 1 | DYNA-GLO 23K BTU PORTABLE KEROSENE HEATER FOR PAINT ROOM | 2014 | \$157.68 | PURCHASED 1/22/14 - LOWES INC. |
| 1 | PLATE COMPACTOR SN# KPC160W MOD # GX160 ENG # GCBPT-1549083 | 2014 TILE SHED | \$2,927.00 | PURCHASED 4/29/14 - GRAINGER |
| 1 | VIBCO CONCRETE VIBRATORS MODEL # ACE W/10' SHAFT & 1 1/4' HEAD SER # AE2123705 | 2014 | \$2,518.00 | PURCHASED 6/30/14 - GRAINGER |
| 1 | VIBCO CONCRETE VIBRATORS MODEL # ACE W/10' SHAFT & 1 1/4' HEAD SER # AE2123705 | 2014 | \$2,518.00 | PURCHASED 6/30/14 - GRAINGER |

| | | | | | | |
|---|--|---|-------------|------------|--|------------------------------|
| 1 | STIHL FS91R TRIMMER SER # 513144020 | LOCKED IN TILING SHED TOOL ROOM | 2018 | \$260.66 | PURCHASED 7/12/18 - HUTSON INC. | |
| 1 | STIHL FS91R TRIMMER SER # 513144001 | LOCKED IN TILING SHED TOOL ROOM | 2018 | \$260.66 | PURCHASED 7/12/18 - HUTSON INC. | |
| 1 | KOBALT MODEL # 241568 CONCRETE MIXER | LOCATED IN TILE SHED | 2018 | \$341.05 | PURCHASED 8/7/18 - LOWES | |
| 1 | BOSCH BRUTE TURBO JACK HAMMER S/N 97217717 W/ BIT SET | LOCATED IN TILE SHED TOOL ROOM | 2018 | \$1,709.05 | PURCHASED 8/21/18 - LOWES | |
| 1 | NEUSON - WACKER WP1550AW COMPACTOR W/ WHEEL KIT SER # 5100018324 | | 2018 | \$1,998.00 | PURCHASED 10/25/18 - POWER EQUIPMENT | |
| 1 | 749 W/CASE & 5 SOCKETS-- INPACT WRENCH CTO-CP749K SER # 06349D TRUCK # 110 | | | \$201.00 | PURCHASED 3/19/07 - CARQUEST AUTO PARTS | |
| 1 | 33 PC BIT & SOCKET SET 3/8 DRIVE STAR RACHET # S089039 TRUCK # 110 | | 2007 | 199.98 | PURCHASED 4/3/07 - TRUCK PRO | |
| 1 | 1/2 IN REVERSIBLE DRILL MODEL # MIN7307 MOUNTAIN | LOCKED UP IN SUPPLY ROOM | | \$97.70 | PURCHASED 5/13/08 - TRUCK PRO | |
| 1 | ABS BRAKE SCANNER MODEL # DT3418 | LOCKED UP IN SAFE IN BUB BLACK'S OFFICE | | \$451.89 | PURCHASED 9/4/08 - TRUCK PRO | |
| 1 | FUEL PRESSURE TESTER MODEL # 6551 | LOCKED UP IN SAFE IN BUB BLACKS OFFICE | 2009 | \$375.00 | PURCHASED 2/3/09 - CLARKSVILLE AUTO PARTS | |
| 1 | INGERSOLL-RAND AIR IMPACT TOOL MODEL#1/2 DRIVE SER # 321HA TRUCK # 110 | | 2009 | \$179.90 | PURCHASED 3/2/09 - TRUCK PRO | |
| 1 | ABS SCAN DIAGNOSTIC TOOL FOR VEHICLES-MOD#CP9449 SER # 3338225 | IN BUBS SAFE | 2009 | \$249.00 | PURCHASED 3/19/09 - CARQUEST AUTO PARTS | |
| 1 | TEK-MATE LEAK DETECTOR MOD# 705-202 S/N# 09030225 | IN BUBS SAFE | 2009 | \$220.56 | PURCHASED 5/4/09 - CLARKSVILLE AUTO PARTS | |
| 1 | TROUBLE MANUAL FOR EQUIPMENT | IN BUBS SAFE | 2009 | \$85.95 | PURCHASED 5/4/09 - CLARKSVILLE AUTO PARTS | |
| 1 | CHN ORIGINAL PARTS INJECTOR PUMP-TIMING KIT MOD # 380000081 | IN BUBS SAFE | 2009 | \$460.36 | PURCHASED 8/31/09 - CLARKSVILLE NEW HOLLAND | |
| 1 | FLEX HONE MOD # RCF-425HD FOR SHOP USE | STORED IN SUPPLY ROOM | 2009 | \$136.48 | PURCHASED 9/8/09 - CARQUEST AUTO PARTS | |
| 1 | DEWALT ADHESIVE GUN MOD # DC545 SER # 48318 | LICKED UP IN BUBS SAFE | 2019 | \$299.00 | PURCHASED 5/30/19 - CLARKSVILLE TOOLS | |
| 1 | GM CRANKSHAFT BALANCER PULLER KIT MOD # OTC-7912 | LOCKED UP IN SUPPLY ROOM | 2010 | \$352.99 | PURCHASED 1/11/10 - CLARKSVILLE AUTO PARTS | |
| 1 | INGERSOLL-RAND REV. ANGLE DRILL MOD # 7807R SN # 211K | LOCKED UP IN SUPPLY ROOM | 2011 | \$119.00 | PURCHASED 12/6/11 - CARQUEST AUTO PARTS | |
| 1 | KERO CON. HEATER 175-210K BTU MODEL # 2102 SER# 1125AFF008460611 | 2011 JACK ROOM | | \$379.05 | PURCHASED 12/14/11 - LOWES | |
| 1 | FUEL PUMP REMOVAL KIT MODEL 27160 | LOCKED IN SUPPLY ROOM CLOSET | 2012 | \$119.12 | PURCHASED 2/28/12 - NAPA AUTO PARTS | |
| 1 | STIHL BACKPACK BLOWER MOD # BR-600-Z MAGNUM SER# 4282-001-1614-290-194869 | 2012 TILING SHED | | \$399.96 | PURCHASED 6/28/12 - CO-OP | |
| 1 | INGERSOLL RAND 1/2" IMPACT WRENCH MOD# 2135TIMAX SER # SP138270297 TRK # 151 | 2013 | | \$278.00 | PURCHASED 4/23/13 - CLARKSVILLE AUTO PARTS | |
| 1 | DEWALT RECIPROCATING SAW MOD # DW310K S/N 045633 | 2012 42-49 IN JEFFS OFFICE | 2019 | \$153.99 | PURCHASED 7/25/13 - ORGAINS BUILDING SUPPLY | |
| 1 | LINCOLN PNEUMATIC BARREL PUMP # 84829 | | 2014 | \$638.00 | PURCHASED 2/3/14 - CLARKSVILLE FASTNERS | |
| 1 | DEWALT CIRCULAR SAW 7 1/4 MOD # DW364 SER # 992714 | 2013 17 49 | 2014 | \$191.56 | PURCHASED 4/30/14 - ORGAIN BUILDING SUPPLY | |
| 1 | LANS TU-15-70 DIESEL COMPRESSION KIT SER # 042-91570-0420 | BUBS OFFICE | 2014 | \$426.00 | PURCHASED 8/5/14 - CLARKSVILLE FASTNERS | |
| 1 | LANS TU-15-25 NAVISTAR COMPRESSION TEST ADAPTER SER # 042-91525-2420 | BUBS OFFICE | 2014 | \$106.00 | PURCHASED 8/5/14 - CLARKSVILLE FASTNERS | |
| 1 | LISLE HARMONIC DAMPER PULLEY PULLER MOD# 51450 | LOCKED UP IN SUPPLY ROOM | 2015 | \$111.99 | PURCHASED 1/28/15 - CARQUEST AUTO PARTS | |
| 1 | JNC-660 JUMP BOX MOD # 425CCA SER # D42100T14 | LOCKED UP IN TOOL ROOM | 2015 | \$160.00 | PURCHASED 12/4/15 - CARQUEST AUTO PARTS | |
| 1 | MILWAUKEE BANDSAW MOD # 6232-20 SER # D51BD14522414 | 2015 WELDING SHOP | | \$411.99 | PURCHASED 4/9/15 - FASTENAL | |
| 1 | PRONTO PUNCH & CHISEL SET 26 PIECE | LOCKED UP IN SUPPLY ROOM | 2015 | \$299.00 | PURCHASED 8/5/15 - GRAINGER | |
| 1 | MASTER TPS KIT # 71999 | LOCKED UP IN BUBS SAFE | 2015 | \$229.00 | PURCHASED 8/17/15 - CARQUEST AUTO PARTS | |
| 1 | ZEE-LINE PISTON PUMP (SHOP BARRELL) MODEL # 1712AR SER # 1505-183 | 2015 | | \$575.00 | PURCHASED 12/11/15 - CLARKSVILLE AUTO PARTS | |
| 1 | POWER PROBE III BEAD SET COMBO KIT MOD# PP3LS01 SER # P3R263349 | BUBS OFFICE | 2016 | \$199.00 | PURCHASED 1/28/16 - NAPA AUTO PARTS | |
| 1 | NAPA 3/8" DRIVE 6-1122 SUPER DUTY IMPACT WRENCH SER # B10110201 | TOOL BOX # 3 | 2016 | \$199.00 | PURCHASED 2/16/16 - NAPA AUTO PARTS | |
| 1 | INGERSOLL-RAND AIR IMPACT TOOL MOD 3 219T1-8 1/2 DRIVE SER# SP15E 14039 | PARTS ROOM | 2016 | \$715.27 | PURCHASED 2/22/16 - CLARKSVILLE AUTO PARTS | |
| 1 | ROCK RIVER 8FT STEP LADDER MOD # 3010-00 | SER # 24691 | SUPPLY ROOM | 2018 | \$101.24 | PURCHASED 3/21/16 - FASTENAL |
| 1 | HIGH-TECH BUFFER MOD 3 T-200 | LOCKED UP IN SUPPLY ROOM | 2016 | \$100.00 | PURCHASED 4/26/16 - CLARKSVILLE AUTO PARTS | |
| 1 | TRANSMISSION /OIL PRESSURE TESTER NAPA MOD # TU-16A | LOCKED UP IN BUBS SAFE | 2016 | \$153.61 | PURCHASED 5/2/16 - NAPA AUTO PARTS | |
| 1 | WEBTEC FLOW METER MOD # RIK20-5-6 S/N# NE00521 | LOCKED UP IN BUBS SAFE | 2016 | \$1,630.22 | PURCHASED 7/26/16 - CLARKSVILLE FASTNERS | |
| 1 | JPRO FLEET SERVICE KIT W/ PANASONIC CF-53 LAPTOP S/N# CF-532JCZYNM | LOCKED UP IN BUBS SAFE | 2017 | \$6,593.01 | PURCHASED 3/20/17 - RIVERSIDE AUTO PARTS NAPA | |
| 1 | ROTUNDR FORD DIAGNOSTIC KIT W/PANASONIC TOUCHBOOK S/N# CF-54F2401KM | LOCKED UP IN BUBS DAFE | 2017 | \$3,499.00 | PURCHASED 3/22/17 - BOSCH AUTOMOTIVE SOLUTIONS | |
| 1 | BK POWER PROBE AND LEADS 700-2924 | LOCKED UP IN BUBS SAFE | 2017 | \$199.99 | PURCHASED 4/20/17 - NAPA AUTO PARTS | |
| 1 | CUMMINGS INLINE 7 DATA CONNECTOR MOD # 125003 S/N 005200 | LOCKED UP IN BUBS SAFE | 2017 | \$923.63 | PURCHASED 4/26/17 - CUMMINS CROSSPOINT | |
| 1 | WHISTLER INSPECTION CAMERA S/N# 30105062 | LOCKED UP IN BUBS OFFICE | 2017 | \$169.99 | PURCHASED 5/2/17 - OREILLYS | |
| 1 | KOBALT 200 PC TOOL SET MOD # 0573356 | LOCKED UP IN SHOP TOOLBOX # 3 | 2017 | \$179.55 | PURCHASED 7/20/17-LOWES | |
| 1 | OTC CAM TOOL KIT SER # 6489 | LOCKED UP IN BUBS SAFE | 2017 | \$461.99 | PURCHASED 8/14/17 - OREILLYS | |
| 1 | DEWALT DCD950 CORDLESS HAMMER DRILL S/N # 524609 | LOCKED UP IN SUPPLY ROOM | 2017 | \$122.55 | PURCHASED 9/12/17 - LOWES | |
| 1 | BIG RIM PRO 16L JUMP BOX | LOCKED UP IN BUBS OFFICE SAFE | 2017 | \$780.00 | PURCHASED 10/17/17- NEELY-COBLE | |
| 1 | 8CHUMACHER SE-3000-1 BATTERY CHARGER S/N 08-99-001751 | SHOP | 2017 | \$299.99 | PURCHASED 10/24/17 - OREILLYS | |
| 1 | NAPA 3/8" IMPACT WRENCH SER # B16050240 | SO18 IN PARTS ROOM | | \$169.99 | PURCHASED 3/6/18 - RIVERSIDE AUTO PARTS | |
| 1 | OTC 5190 HG U-JOINT PULLER | 2018 IN PARTS ROOM | | \$289.00 | PURCHASED 3/12/18 - RIVERSIDE AUTO PARTS | |
| 1 | NAPA BALL JOINT/BRAKE ANCHOR PIN PRESS SET 3421 | LOCKED IN BUBS OFFICE | 2018 | \$130.86 | PURCHASED 5/2/18 - RIVERSIDE AUTO PARTS | |
| 1 | DEWALT DEW 1622K MAGNETIC DRILL KIT S/N 015689 | LOCKED UP IN BUBS OFFICE | 2019 | \$744.95 | PURCHASED 3/11/19- CLAKRSVILLE TOOL | |
| 1 | STEELWORKER DELUXE WELDING/CUTTING SET DLX 8525-510DLX | LOCKED IN BUBS OFFICE | 2019 | \$250.00 | PURCHASED 5/13/19- AIRGAS | |

| | | | | | | |
|----|--|----------------------|-------------------|------|-------------|--|
| 1 | SPEEDAIRE PAINT POT # 1ZMG5 | IN PAINT SHED | BRIDGE CREW | 2020 | \$160.10 | PURCHASED 11/23/20 - GRAINGER |
| 2 | 10X20 PIP UP CANOPIES MOD# 9203130630 | IN PAINT SHED | 1- BRIDGE CREW | 2022 | \$1,586.74 | PURCHASED 6/21/22-FASTENAL \$793.37 EACH |
| | | TOTAL | | | \$44,352.42 | |
| 36 | SHED-YARD | | | | | |
| 1 | POST DRIVER- SHED | UPPER EQUIPMENT SHED | | | \$1,500.00 | PURCHASED 6/14/94 - MONTG. CO FORD NEW HOLLAND |
| | | TOTAL | | | \$1,500.00 | |
| 37 | RADIOS REPLACED-UNUSED-UPSTAIRS STORAGE | | | | \$0.00 | |
| | | TOTAL | | | \$0.00 | |
| 38 | MOBILE RADIOS - UNUSED- UPSTAIRS STORAGE | | SIGN ROOM STORAGE | | | |
| | | TOTAL | | | | |
| 39 | SHOP | | | | | |
| 1 | FARM & RANCE 30" PEDESTAL FAN MODEL# HVP30A | | | | \$143.99 | PURCHASED 8/18/04 - TRACTOR SUPPLY COMPANY |
| 1 | FARM & RANCE 30" PEDESTAL FAN MODEL# HVP30A | | 2006 | | \$97.98 | PURCHASED 5/30/06 - TRACTOR SUPPLY COMPANY |
| 1 | FLOOR POLISHER ID# 43244 | BROOM CLOSET | | | \$15.00 | PURCHASED 12/14/93 - STATE OF TENN. |
| 4 | HEATING UNITS | UPPER EQUIPMENT SHED | | | \$400.00 | |
| 1 | WATER FOUNTAIN | | | | | |
| 1 | FLAMMABLE LIQUID STORAGE CABINET & SHELVES | | | | \$654.16 | PURCHASED 3/21/00 - W.W GRAINGER |
| 1 | LINCOLN AIR HOSE REEL | NEXT TO BOLT ROOM | 2019 | | \$249.99 | PURCHASED 6/18/19 - O'REILLY'S AUTO PARTS |
| 1 | HOSE REEL W- 2FT JUMPER HOSE | | | | \$262.00 | PURCHASED 4/15/98 - CARQUEST AUTO PARTS |
| 1 | FENDER STRAIGHTENER | ROUNDUP ROOM | | | \$275.00 | PURCHASED 7/15/95 - JIM COKE |
| 1 | TOOLCHEST & ROLLER CABINET | CRAFTSMAN SHOP | | | \$519.95 | PURCHASED 8/29/00 - SEARS |
| 1 | LIN-93604 JACK | ON WHEEL LIFT | | | \$400.00 | PURCHASED 7/3/02 - CLARKSVILLE AUTO PARTS |
| 1 | ICE-O-MATIC ICE MACHINE SER# 09051280011285 & ICE BIN # 08091280014164 | | 2009 | | \$2,446.00 | PURCHASED 9/14/09 - B & P ICE MACHINES INC. |
| 1 | CLEAN BURN USED OIL HEATER MOD# 3250 325,000 BTU MOD# AS-579.201 | 2011 SHOP | | | \$6,726.00 | PURCHASED 5/3/2011 - CLEAN BURN |
| 2 | CBUL TANK FOR USED OIL HEATERS @ \$1,045.00 EA | JACK ROOM | 2011 | | \$2,090.00 | PURCHASED 5/3/2011 - CLEAN BURN |
| 1 | CLEAN BURN USED OIL HEATER MOD # 2500 250,000 BT MOD# AS-579.246 | 2011 WELDING SHOP | | | \$5,525.00 | PURCHASED 5/3/2011 - CLEAN BURN |
| 1 | UL DOUBLE WALL TANK FOR USED OIL | 2011 SHOP | | | \$1,845.00 | PURCHASED 5/3/2011 - CLEAN BURN |
| 2 | OTC # 1734A 4D WHEEL STEP | SHOP 2015 | TOOL ROOM | | \$340.00 | PURCHASED 7/23/15 - CARQUEST |
| 1 | GRACO OIL METER SER # K121379 | SHOP 2015 | 15W 40 TANK | | \$840.00 | PURCHASED 9/30/15 - CLARKSVILLE FASTNERS |
| 1 | SAMSON OIL PUMP MOD # 347120 SER # 357465-153 | SHOP HYD. TANK | 2015 | | \$743.27 | PURCHASED 10/19/15 - CLARKSVILLE FASTNERS |
| 1 | VEETER ROOT LEAK DETECTOR FOR FUEL TANKS MOD # TLS-350 SER# RO1243046405001- | 2016 | | | \$9,475.00 | PURCHASED 1/11/16 - NASHVILLE EQUIPMENT SERVICES |
| 1 | ZEE ONE AIR OPERATED OIL PUMP MOD # 1730A SER # ANV1603-034 | SHOP IN 15W40 TOTE | 2016 | | \$740.41 | PURCHASED 6/6/16 - CLARKSVILLE FASTNERS |
| 1 | HORNET W85 TOTE PRO PUMP W / METER SN# 2091238 | SHOP | 2016 | | \$825.00 | PURCHASE 10/25/16 - RELADYNE, INC |
| 1 | INGERSOLL RAND AIR COMPRESSOR 2545 V10-VP S/N CBV619112 | SHOP | 2019 | | \$3,975.00 | PURCHASED 3/19/19 - CLARKSVILLE FASTNERS |
| 1 | ROBINAIR A/C FLUSHER MODEL # 17580 SER# 7512050 | 2020 | | | \$2,825.96 | PURCHASED 9/8/20 - CLARKSVILLE AUTO PARTS |
| 1 | HUNTER TIRE MACHINE S/N IQL302640K MODEL # TCX645HD | 2020 | | | \$199.97 | |
| 1 | BLACK OFFICE CHAIR PRODUCT ID # 392830 | 2012 | | | | |
| | | TOTAL | | | \$41,614.68 | |

| SIGN SHOP | | | |
|-----------|---|---|--|
| 40 | 1 | TRAFFIC COUNTER S/N# 7388 KEY# 526 | \$430.40 PURCHASED 7/25/01 - JAMAR TECHNOLOGIES |
| | 1 | METAL DESK NOT IN USE IN OLD SIGH SHOP | \$115.00 |
| | 1 | 4 DRAWER LETTER FILE CABINET BLACK | \$89.99 PURCHASED 2/22/95 - OFFICE MAX |
| | 1 | 4 DRAWER FILE CABINET M/NS14 | \$81.00 |
| | 1 | MODEL B-2 DIE CUTTER & 1 SET 4" UPPER CASE LETTERS- SERIES C | \$895.00 |
| | 1 | 44 ROLL RACK FLOOR | \$195.00 PURCHASED 6/7/01 - ADC |
| | 1 | PALLET PULLER 30" | \$53.65 PURCHASED 8/18/93 - W.W. GRANGER |
| | 1 | TASK FORCE SOCKET SET 55 PCS. | |
| | 1 | FLINT 2000 EX PROPANE TORCH ITEM # 530100 SN# 04113204 | \$919.80 PURCHASED 11/30/04- FLINT TRADING CO. |
| | 1 | 48" TOOL BOX SIGN SHOP TRUCK # 123 | \$189.94 PURCHASED 2/9/05 - TSC |
| | 1 | HON SECRETARIAL CHAIR W/ ARMS | \$215.00 PURCHASED 10/31/02- MOORES OFFICE SUPPLY |
| | 1 | GUEST ARM CHAIR - WOODROSE | \$139.00 PURCHASED 6/11/92- OFFICE FURNITURE STORE |
| | 1 | HP LASERJET PRINTER P2015 PROD # (1P)CB366A S/N # CNB1R68029 & USB CABLE MODEL # USB2HAB6 | \$272.39 PURCHASED 8/7/07 - SOUTHERN COMPUTER WAREHOUSE |
| | | 11-36X36 LPAW NATIONAL DESK LALLO'S OFFICE | \$422.00 PURCHASED 6/27/95- OFFICE FURNITURE STORE |
| | | 10-28X40 RPAW NATIONAL DESK RETURN LALLO'S OFFICE | \$69.00 PURCHASED 6/27/95 - OFFICE FURNITURE STORE |
| | 1 | HON 7707AB90T SER# CJFL 4N SECRETARY CHAIR WITH ARMS 2006 | \$248.00 PURCHASED 5/10/06 - MOORES OFFICE SUPPLY |
| | 1 | BIG MANS EXECUTIVE LEATHER CHAIR APEX MOD# HD6900PMT | \$459.00 PURCHASED 6/09/05 - MOORES OFFICE SUPPLY |
| | 1 | DWALT 1/2 ELECTRID DRILL PISTOL GRIP MOD # DWD2106 SER # 935602 2012 | \$119.00 PURCHASED 4/25/12 - LOWES |
| | 1 | RADAR RECORDER KIT S/N 1203-82171 KEY # 306 2012 | \$3,554.00 PURCHASED 4/26-12 - JAMAR TECHNOLOGIES INC. |
| | 1 | DEWALT 1/2 CORDLESS DRILL 18V - SER# 877086 & MOD W/D9116CHARGER & 2 BATT 2012 | \$199.99 PURCHASED 10/18/12 - LOWES |
| | 1 | APOLLYON 2RT COUNTER W/LOCKS, CHAIN 7 BATTERIES (TRAFFIC COUNTER) 2011 | \$1,295.00 PURCHASED 1/13/2011 - JAMAR TECHNOLOGIES |
| | 1 | TRAXPRO W/MANUAL & USB CABLE (5-SEAT SITE LICENSE) (TRAFFIC COUNTER) 2011 | \$1,295.00 PURCHASED 1/13/2011 - JAMAR TECHNOLOGIES |
| | 2 | HS EZ BELT 4" 2 LANE, 26' W/END PLUGS & SPLICES (TRAFFIC COUNTER) 2011 | \$103.00 PURCHASES 1/13/2011 - JAMAR TECHNOLOGIES |
| | 1 | DEWALT 4.5 ANGLE GRINDER SER# DWE4120W 2015 ON PAINT TRUCK | \$75.99 PURCHASED 5/28/15 - LOWES |
| | 1 | RHINO GAS POWERED POST DRIVER & ACC. MOD# GPD-45-XA SER # XA01203 2016 | \$2,480.00 PURCHASED 3/9/16 - G & C SUPPLY |
| | 1 | GRAPHTEC FC8600-130 54" STAND, BACKET, PUSH ROLLERS SER# 20170301 2017 | \$5,895.00 PURCHASED 10/18/17 - TAPCO |
| | 1 | HAND HELD BLOWER STIHL MOD # BG56C SER # 521039955 2020 | \$179.95 PURCHASED 9/3/20 - MONTGOMERY COUNTY EQUIPMENT |
| | 1 | DEWALT DRILL/DRIVER KIT DCP991P2 W/BATTERIES AND CHARGER 2021 | \$293.76 PURCHASED 1/19/20- AIRGAS |
| | 1 | RHINO MULTI-PRO GAS POST DRIVER W/EXT. ANVIL MOD# SER# 2020 | \$2,591.00 PURCHASED 12/8/20 - G&C SUPPLY |
| | 1 | DEWALT 3/8 IMPACT WRENCH SER# DG8HYK6 MOD# DCF883M2 SIGN ROOM 2021 | \$269.00 PURCHASED 8/9/21 - FASTENAL |
| | 1 | DEWALT 3/8 IMPACT WRENCH SER# DG8HYMF MOD# DCF883M2 SIGN ROOM 2021 | \$269.00 PURCHASED 8/9/21 - FASTENAL |
| | 1 | PALLET JACK # 1401 | \$558.73 PURCHASED 8/23/21 - FASTENAL |
| | 1 | ATSI PCMT 8,000 CONFLICT MONITOR TESTER SIGN ROOM 2021 | \$14,891.00 PURCHASED 1/25/22-TEMPLE |
| | 1 | GAS CYLINDER CABINET E6CVC12-50 CONDOR | \$1,067.16 PURCHASED 3/1/22 - MUNICO COPR-TRAFFIC SAFETY WAREHOUSE |
| | 1 | TITAL POWERLINE 3500 PAINT STRIPPING MACHINE MOD# PL3500 SER# 2255Y00070 PIN# 0537745 ENGINE # GCCJT-1214175 2022 SIGN ROOM | \$5,800.95 PURCHASED 2/15/22 - GRAINGER |
| | | TOTAL | \$45,731.70 |
| 41 | | YARD | |
| | | 12,000 GALLON FLUID CONTAINMENT SINGLE WALL FIBERGLASS TANK. | 9/3/1998 |
| | | 10,000 GALLON FLUID CONTAINMENT SINGLE WALL FIBERGLASS TANK. | 9/3/1998 |
| | | TOTAL PRICE OF TANKS & INSTULATION | \$43,985.00 PURCHASED 8/25/98 - NASHVILLE EQUIPMENT CO. |
| | | GASBOY #9153A GAS HIGH SPEED SUCTION PUMP W/ HOSE, NOZZLE GAS PUMP | \$2,605.00 PURCHASED 8/25/98 - NASHVILLE EQUIPMENT CO. |
| | | SWIVEL & BREAKAWAY | |
| | 1 | 6,000 GALLON TANK WITH AGITATOR & MANWAY SS-1 TANK SER # 61087 2022 | \$76,450.00 PURCHASED 6/29/22 - CIMLINE, INC. |
| | | TOTAL | \$123,040.00 |

42. SHOP FOREMAN OFFICE/PARTS ROOM OFFICE/SUPPLY ROOM

| | | | | | | |
|-------|--|-------------|--------|------------------------------|------------|--|
| 1 | 4- DRAWER FILE CABINET W/ LOCK FILEX | | | | \$195.96 | PURCHASED 6/20/00 - BRADLEY CHEMICALS |
| 1 | 4-DRAWER LETTER FILE CABINET BLACK HON | | | | \$89.99 | PURCHASED 2/22/95 - OFFICE MAX |
| 1 | TRACELINE UNN BLUE LAMP - LEAK DETECTOR | BUBBS SAFE | | | \$159.00 | PURCHASED 2/24/99 - MOORE TOOL SALES |
| 2 | SAFES 1- FRONT 1- SHOP FOREMAN OFFICE | | | | \$1,200.00 | |
| 1 | METAL DESK | SHOP OFFICE | | | \$115.00 | |
| 1 | LT-1000 MASTER LOCK OUT TOOL KIT | | | | \$139.99 | PURCHASED 4/4/03 - CARQUEST AUTO PARTS |
| 1 | HON SECRETARIAL CHAIR W/ARMS S/N 7707AB90T | | | | \$215.00 | PURCHASED 10/31/02-MOORES OFFICE SUPPLY |
| 1 | HON 7707AB90T SER# CYFL 4N SECRETARY CHAIR WITH ARMS 2006 | | | | \$248.00 | PURCHASED 5/10/08 - MOORES OFFICE SUPPLY |
| 1 | 4 DRAWER LETTER FILING CABINET SER # NDIMF1164BLK PARTS ROOM 2018 JEFFS ROOM | | | | \$235.00 | PURCHASED 7/16/18 - MOORES OFFICE SUPPLY |
| 1 | TC56064 LEVEL, ATG4 AUTOMATIC 26X, S/N DD3222 | | | | \$725.00 | PURCHASED 9/26/96 - EARL DUDLEY ASSOCIATES, INC. |
| 1 | LA918666 GST05 A TRIPOD | | | | \$100.00 | PURCHASED 9/26/96 - EARL DUDLEY ASSOCIATES, INC. |
| 1 | 900004 25" LEVEL ROD | | | | \$127.08 | PURCHASED 11/02/88 |
| 1 | NIKON DTM - A10 - USED, S/N 210119 | | | | \$2,990.00 | PURCHASED 8/24/97 - HAYES INSTRUMENT COMPANY |
| 1 | TILTING PRISM | | | | \$111.60 | PURCHASED 6/26/97 - HAYES INSTRUMENT COMPANY |
| 1 | RUGBY 680 SER# 23206811482 LASER | 2021 | 1 OF 6 | | \$1,669.00 | PURCHASED 3/22/2021 - TIGER SUPPLY |
| 3 | QUICK CLAMP FIBERGLASS TRIPOD | 2021 | 2 OF 6 | \$ 102.95 EA | \$308.85 | PURCHASED 3/22/2021 - TIGER SUPPLY |
| 2 | 16" FIBERGLASS RECTANGULAR LEVELING ROD FEET/10THS | 2021 | | PARTS ROOM & 104 \$ 74.95 EA | \$149.90 | PURCHASED 3/22/2021 - TIGER SUPPLY |
| TOTAL | | | | | \$8,779.37 | |

43. MISC. SHOP TOOLS

| | | | | | | |
|---|---|-------------|------|--|----------|---|
| 1 | INGERSOLL RAND 1/2" DRIVE IMPACT WRENCH MOD# 2135QT:MAX SN# SP13H200337 TOOL BOX 1 2013 | | | | \$329.00 | PURCHASED 10/3/2013 - RIVERSIDE AUTO PARTS |
| 1 | SET S&K 1/2 DRIVE SOCKETS | | | | \$123.99 | PURCHASED 6/10/02 - SMITH TOOL SALES |
| 1 | SET 1/4 INCH SOCKETS | | | | \$139.99 | PURCHASED 6/3/02 - SMITH TOOL SALES |
| 1 | 6 PC. SNAP RING PLIERS | | | | \$98.00 | PURCHASED 5/14/01 - MOORE TOOL SALES |
| 1 | 44 PC 3/8 SOCKET SET | | | | \$115.00 | PURCHASED 4/29/01 |
| 2 | 7 PC WOBBLE SOCKETS | | | | \$190.00 | PURCHASED 3/12/01 - MOORE TOOL SALES |
| 1 | BOSCH ROTARY HAMMER MOD # 11255VSR S/N # 40319 9059 | | 2014 | | \$269.00 | PURCHASED 5/19/14 - GRAINGER |
| 1 | 3/8 DR. 78 PC STD. METRIC SET | | | | \$177.00 | PURCHASED 8/31/00 - LOWE'S |
| 1 | 3/8 DR. 69PC. STD. METRIC SHALLOW/DEEP | | | | \$116.00 | PURCHASED 9/11/00 - LOWE'S |
| 1 | 47 PC. 3/8" SOCKET SET | | | | \$110.00 | PURCHASED 8/21/00 - MOORE TOOL SALES |
| 1 | 3/8 IR IMPACT | | | | \$205.00 | PURCHASED 8/21/00 - MOORE TOOL SALES |
| 1 | 44 PC 1/4 SOCKET SET | | | | \$110.00 | PURCHASED 8/7/00 - MOORE TOOL SALES |
| 1 | 10 PC. METRIC WOBBLE | | | | \$129.00 | PURCHASED 9/18/00 - MOORE TOOL SALES |
| 1 | 15 PC WRENCH SET | | | | \$106.00 | PURCHASED 9/14/00 - MOORE TOOL SALES |
| 1 | 1/2 WOBBLE SOCKETS | | | | \$110.00 | PURCHASED 9/14/00 - MOORE TOOL SALES |
| 1 | 13 PC. WRENCH SET | | | | \$105.00 | PURCHASED 9/21/00 - MOORE TOOL SALES |
| 1 | 26 - PC DEEP METRIC SOCKET | | | | \$225.00 | PURCHASED 9/25/00 - MOORE TOOL SALES |
| 1 | 15 - PC. METRIC WRENCHES | | | | \$105.00 | PURCHASED 9/27/00 - MOORE TOOL SALES |
| 1 | 99990008 CRYOBIT 1/2" REDUCED SHANK | | | | \$387.87 | PURCHASED 7/31/00 - XERGON |
| 1 | 13 PC. WRENCH SET | | | | \$105.00 | PURCHASED 6/21/00 - MOORE TOOL SALES |
| 1 | 58 PC. TAP & DIE SET | SUPPLY ROOM | | | \$210.00 | PURCHASED 6/21/00 - MOORE TOOL SALES |
| 1 | 34 PC. SOCKET | | | | \$144.00 | PURCHASED 6/6/00 - MOORE TOOL SALES |
| 2 | PROTO J7245 24" WRENCH | | | | \$245.56 | PURCHASED 5/19/00 - CARQUEST CLEANER & EQUIP. |
| 1 | OTC VACUUM TESTER | SUPPLY ROOM | | | \$129.00 | PURCHASED 4/26/00 - MOORE TOOL SALES |
| 1 | 3/8 WOBBLE IMPACT SOCKET | | | | \$129.00 | PURCHASED 4/26/00 - MOORE TOOL SALES |
| 8 | PC WOBBLE SOCKET SET | | | | \$102.00 | PURCHASED 2/22/00 - MOORE TOOL SALES |
| 1 | 12 PC. SET IMPACT WOBBLE | | | | \$195.00 | PURCHASED 2/28/00 - MOORE TOOL SALES |
| 1 | 8 PC 3/8 DR. WOBBLE SOCKETS | | | | \$98.00 | PURCHASED 2/28/00 - MOORE TOOL SALES |
| 3 | DRILL BIT SETS (1-9/16"-1") (2-1/16"-1/2") | SUPPLY ROOM | | | \$609.00 | PURCHASED 2/17/00 - R.A.K INDUSTRIES |
| 1 | 21-PC DEEP IMPACT | | | | \$160.00 | PURCHASED 11/29/99 - MOORE TOOL SALES |
| 1 | OTC 10 TON PORA POWER 1515A | SUPPLY ROOM | | | \$250.00 | PURCHASED 9/15/05 - CARQUEST AUTO PARTS |
| | | | | | \$110.00 | PURCHASED 8/16/99 - MOORE TOOL SALES |

| | | | | | | | |
|----|------------------------------------|-------------------------|--------------------|----------------|---------------------------|---------------------|--|
| | MODEL # SONIM SX1520-A | S/N # | 01369300-448386-0 | BRYAN KNIGHT | 320-2928 | | |
| | MODEL # SONIM SX1520-A | S/N # | 01369300-032999-2 | BILL BLACK | 320-2770 | \$0.99 | |
| | MODEL # SONIM SX1520-A | S/N # | 01369300-032989-3 | RUSSELL BLAKE | 320-2475 | \$0.99 | |
| | MODEL # SONIM SX1520-A | S/N # | 01369300-032997-6 | STAYTON BLACK | 320-2810 | \$0.99 | |
| | MODEL # SONIM SX1520-A | S/N # | 01369300-032909-1 | SONJA PULLEY | 320-2915 | | |
| | MODEL # SAMSUNG GALAXY RUGBY PRO | SGH-1547 | 3527 0205 5449 529 | MIKE FROST | | \$0.99 | |
| | MODEL # SAMSUNG GALAXY RUGBY PRO | SGH-1547 | 3527 0205 5443 019 | MONTY FLEET | | FREE | |
| | MODEL # SAMSUNG GALAXY RUGBY PRO | SCH-1547 | 3527 0205 5449 529 | CHUCK FROST | | FREE | |
| 15 | SONIM PLASTIC BELT CLIPS | | | | | | |
| 12 | UNIVERSAL USB CAR CHARGERS | | | | | \$374.85 | |
| | MODEL # SONIM XP5700 | S/N # | 014251000993470 | FLAGGING 1 | 249-7628 | \$300.00 | |
| | MODEL # SONIM XP5700 | S/N # | 014251000994072 | FLAGGING 2 | 216-9328 | | NO CHARGE |
| | MODEL # SONIM XP5700 | S/N # | 014251000993454 | SALT SHED 1 | 217-9089 | | NO CHARGE |
| | MODEL # SONIM XP5700 | S/N # | 014251000993238 | SALT SHED 2 | 220-2545 | | NO CHARGE |
| | MODEL # SONIM XP5700 | S/N # | 014251000993983 | SALT SHED 3 | 220-2679 | | NO CHARGE |
| | MODEL # SONIM XP5700 | S/N # | 014251000993140 | RYAN FERRELL | 320-2552 | | NO CHARGE |
| | MODEL # SONIM XP5700 | S/N # | 014251000998297 | DANNY ATKINS | 320-1102 | | NO CHARGE |
| | MODEL # SONIM XP5700 | S/N # | 014251000890254 | MIKE HARRIS | 320-2488 | | NO CHARGE |
| | MODEL # SONIM XP5700 | S/N # | 014251000994031 | DWAYNE TYLER | 320-2877 | | NO CHARGE |
| | MODEL # SONIM XP5700 | S/N # | 014251000993447 | TERRY WHITLOCK | 320-2223 | | NO CHARGE |
| | MODEL # SONIM XP5700 | S/N # | 014251000998966 | BRYAN KNIGHT | 320-2928 | | NO CHARGE |
| | MODEL # SONIM XP5700 | S/N # | 014251000998321 | MIKE DAVIS | 320-2770 | | NO CHARGE |
| | MODEL # SONIM XP5700 | S/N # | 014251000993991 | RUSSELL BLAKE | 320-2475 | | NO CHARGE |
| | MODEL # SONIM XP5700 | S/N # | 014251000993439 | STAYTON BLACK | 320-2810 | | NO CHARGE |
| | MODEL # SONIM XP5700 | S/N # | 0142510009992791 | SONJA PULLEY | 320-2915 | | NO CHARGE |
| | MODEL # SAMSUNG SM-G890A | SN# | 359356065101373 | MIKE FROST | 320-0893 | | NO CHARGE |
| | MODEL # SAMSUNG SM-G890A | SN# | 359356065300363 | MONTY FLEET | 320-2929 | | NO CHARGE |
| | MODEL # SAMSUNG SM-G890A | SN# | 359356065343017 | CHUCK FROST | 320-2799 | | NO CHARGE |
| | | | | | | TOTAL | \$1,444.40 |
| 46 | ITEMS USED FOR PARTS | | | | | | |
| 1 | 3/4" IMPACT WRENCH MODEL # 772 3/4 | SER # 08025A | TRUCK # 110 | 2008 | | \$379.00 | PURCHASED 7/8/08 - CARQUEST |
| 1 | MONROE 6120 | S/N 5302699 | UPSTAIRS | | | \$79.95 | PURCHASED 4/25/06 - MOORE'S OFFICE SUPPLY |
| 1 | BOSCH ROTARY HAMMER MOD # 11236VS | S/N # & 2 4LC11-0 | HAMMER BITS | 2008 | GREEN CABINET - TILE SHED | \$317.00 | PURCHASED 6/5/06 - LOWES |
| | SAMSON OIL PUMP | MOD # PUMPMASTER 4 | SER # 07807986 | | TILE SHED | \$725.00 | PURCHASED 8/31/15 - CLARKSVILLE FASTNERS |
| | FILL-RITE 12VOILT 15 6PM | TRANSEER PUMP | SN # B31876122 | | TILE SHED | \$325.21 | PURCHASED 11/16/16 - CLARKSVILLE AUTO PARTS |
| 1 | REALSPACE PRO 3000 | CUSTOM FIT FABRIC CHAIR | # 996190 | 2011 | WAS SONJA'S CHAIR IN SHOP | \$142.49 | PURCHASED 4/7/11 - OFFICE DEPOT |
| 1 | 22 TON AXLE JACK W/ WET KIT - | MODEL # OTC1788A - J-1 | TRUCK # 124 | 2014 | TILE SHED | \$615.00 | PURCHASED 4/03/08 - TIMMONS TECH SUPPLY |
| 1 | 22 TON AIR/HYDRAULIC JACK | MOD # 1788A - J-2 | OTC-STINGER | JACK ROOM | 2012 | \$585.00 | PURCHASED 8/20/12 - CARQUEST |
| 1 | STILH MODEL 310 | CHAIN SAW | SN# 278403180 | MS391 | 2009 | RUSSELL BLAKE # 139 | IN SAW CABINET |
| | | | | | | \$335.90 | PURCHASED 1/27/09 - MONTGOMERY FARMERS CO-OP |

| | | | | | | |
|----|---|-----------------|------|----------|---|--|
| 47 | JUNKED OR TRADED IN ITEMS | | | | | |
| 1 | BLACK LEATHER HIGHBACK CHAIR | S/N RLS-1011BLA | 2010 | \$109.95 | PURCHASED 2/17/10 - MOORES OFFICE SUPPLY | |
| 1 | HP DESK JET 2130 PRINTER | | | | | |
| 1 | VIVITAR 5000AF SLIDE PROJECTOR | | | \$299.74 | PURCHASED 2/8/96 - OFFICE MAX | |
| 1 | 4-HEAD VCR, MODEL VG772D-7520, GE 6H320L333 | | | \$99.99 | PURCHASED 8/12/96 - THE TRAINING NETWORK | |
| 1 | VIDEO #34232-2222 - SNOWPLOW SAFETY | | | \$99.00 | PURCHASED 8/12/96 - THE TRAINING NETWORK | |
| 1 | VIDEO #382 - TIPS FOR NEW SAFETY SUPERVISOR | | | \$99.00 | PURCHASED 8/12/96 - THE TRAINING NETWORK | |
| 1 | VIDEO #379 - SAFETY RESPONSIBILITY | | | \$99.00 | PURCHASED 8/12/96 - THE TRAINING NETWORK | |
| 1 | VIDEO #397 - FIRE SAFETY - GETTING OUT ALIVE | | | \$0.00 | PURCHASED 8/12/96 - THE TRAINING NETWORK | |
| 1 | VIDEO #B142 - SAFETY BITE - FLAGGING TRAFFIC | | | \$0.00 | PURCHASED 8/12/96 - THE TRAINING NETWORK | |
| 1 | VIDEO #B120 - SAFETY BITE - ERGONOMIC SAFETY | | | \$0.00 | PURCHASED 7/1/96 - THE TRAINING NETWORK | |
| 1 | VIDEO #B107 - SAFETY BITE - HAND & POWER TOOL | | | \$99.00 | PURCHASED 7/1/96 - THE TRAINING NETWORK | |
| 1 | VIDEO #410 - DISABLED VEHICLE ACCIDENT | | | \$0.00 | PURCHASED 7/30/96 - VISTA, INC. | |
| 1 | VIDEO #B144 - SAFETY BITE - DUMP TRUCK SAFETY | | | \$49.95 | PURCHASED 7/30/96 - VISTA, INC. | |
| 1 | VIDEO - RIGHT-OF-WAY MOWING | | | \$49.95 | PURCHASED 7/30/96 - VISTA, INC. | |
| 1 | VIDEO - SAFETY TRAINING FOR REPAIR TECHNICIANS | | | \$49.95 | PURCHASED 7/30/96 - VISTA, INC. | |
| 1 | VIDEO - TRANSPORT TRAILER SAFETY | | | \$0.00 | PURCHASED 12/26/96 - THE TRAINING NETWORK | |
| 1 | VIDEO - IT ALWAYS HAPPENS TO THE OTHER GUY | | | \$99.00 | PURCHASED 12/26/96 - THE TRAINING NETWORK | |
| 1 | VIDEO - # 533 CHAIN SAW SAFETY | | | \$99.00 | PURCHASED 12/26/96 - THE TRAINING NETWORK | |
| 1 | VIDEO - # 403 TREE TRIMMING SAFETY | | | \$0.00 | PURCHASED 12/26/96 - THE TRAINING NETWORK | |
| 1 | VIDEO - # B111 SAFETY BITE - SAFE LIFTING | | | \$0.00 | PURCHASED 3/20/97 - THE TRAINING NETWORK | |
| 1 | VIDEO - # B104 SAFETY BITE - EYE PROTECTOR | | | \$99.00 | PURCHASED 3/20/97 - THE TRAINING NETWORK | |
| 1 | VIDEO #473 - KILLER BEES, WASPS AND SPIDERS | | | \$99.00 | PURCHASED 3/20/97 - THE TRAINING NETWORK | |
| 1 | VIDEO #532 - VIOLENCE IN THE WORKPLACE | | | \$0.00 | PURCHASED 3/20/97 - THE TRAINING NETWORK | |
| 1 | VIDEO #B114 - SAFETY BITE - DISPLAY TERMINAL SAFETY | | | \$0.00 | PURCHASED 5/30/97 - THE TRAINING NETWORK | |
| 1 | VIDEO #B186 - SAFETY BITE - CARPAL TUNNEL SYNDROME | | | \$0.00 | PURCHASED 5/30/97 - THE TRAINING NETWORK | |
| 1 | VIDEO #B110 - SAFETY BITE - PERSONAL PROTECTIVE EQUIPMENT | | | \$0.00 | PURCHASED 5/30/97 - THE TRAINING NETWORK | |
| 1 | VIDEO #B105 - SAFETY BITE - FIRE EXTINGUISHERS | | | \$0.00 | PURCHASED 5/30/97 - THE TRAINING NETWORK | |
| 1 | VIDEO #B176 - SAFETY BITE - SPLIT RIM SAFETY | | | \$0.00 | PURCHASED 6/2/98 - THE TRAINING NETWORK | |
| 1 | VIDEO #605 CONSTRUCTION - SAFE DUMP TRUCK OPERATION | | | \$99.95 | PURCHASED 6/2/98 - THE TRAINING NETWORK | |
| 1 | VIDEO #211 HAND & WRIST INJURIES | | | \$99.95 | PURCHASED 6/2/98 - THE TRAINING NETWORK | |
| 1 | VIDEO #266 SLIPS, TRIPS & FALLS | | | \$0.00 | PURCHASED 6/2/98 - THE TRAINING NETWORK | |
| 1 | VIDEO #B160 SAFETY BITE - DIGGING BAR/PICK SAFETY | | | \$0.00 | PURCHASED 2/19/99 - THE TRAINING NETWORK | |
| 1 | VIDEO #B201 SAFETY BITE - HEAT STRESS | | | \$49.95 | | |
| 1 | VIDEO #B150 SKIN PROTECTION/CONST. | | | \$99.95 | PURCHASED 2/19/99 - THE TRAINING NETWORK | |
| 1 | VIDEO #471 RIGHT TO KNOW FOR PUBLIC AGENCIES | | | \$99.95 | PURCHASED 2/19/99 - THE TRAINING NETWORK | |
| 1 | VIDEO #383 WELDING/CUTTING SAFETY | | | \$99.95 | PURCHASED 2/19/99 - THE TRAINING NETWORK | |
| 1 | VIDEO #867 FORKLIFT SAFETY - OSHA FINAL RULE | | | \$0.00 | | |

| | | | | | |
|------|---|--------------------------|--------------------------------|-------------|---|
| 1 | VIDEO #B161 TRENCHING & SHORING SAFETY | | | | |
| 1 | VIDEO #424 TRAFFIC SAFETY CONTROL | | | | |
| 1 | VIDEO #B145 SHOVELING SAFETY | | | | |
| 1 | VIDEO TIGER CORP. - ROTARY MOWER | | | | |
| 1 | VIDEO TIGER CORP. - ALL PRODUCT VIDEO | | | | |
| 1 | VIDEO #T115 - SETTING THE EXAMPLE FOR EMPLOYEES | | | | |
| 1 | VIDEO #B182 - TRUCK DRIVING SAFETY | | | | |
| 1 | VIDEO #114 BASIC FIRST AID HUMEROUS VERSION | | | | |
| 1 | VIDEO #B115 LOCKOUT/TAGOUT | | | | |
| 1 | VIDEO VISTA ROAD CREW SAFETY | | | | |
| 1 | VIDEO #AKZO NOBEL SALT | | | | |
| 1 | VIDEO #B151 POISONOUS PLANT SAFETY | | | | |
| 1 | VIDEO VISTA SNOW REMOVAL TECH./PLOWING TIPS FROM THE PROS | | | | |
| 1 | VIDEO FLAGGER SAFETY | | | | |
| 1 | VIDEO ON THE ROAD AGAIN/ VINCE AND LARRY | | | | |
| 1 | VIDEO - WORK ZONE SAFETY AWARENESS | | | \$30.00 | PURCHASED 8/6/02 - AMERICAN TRAFFIC SAFETY |
| 1 | VIDEO #1184 - ROAD RAGE | | | \$149.95 | PURCHASED 9/4/02 - THE TRAINING NETWORK |
| 1 | VIDEO #1233 - THINK & DRIVE | | | \$149.95 | PURCHASED 9/4/02 - THE TRAINING NETWORK |
| 206. | TS100 NEW HOLLAND TRACTOR S/N # 198941B | SPARE | | \$68,651.00 | |
| | WITH ALAMO 21' MACHETE BOOM | | | | |
| | MOWER S/N MB21-01887 | SOLD ON GOV DEALS | | | |
| | SHOP AIR COMPRESSOR INGERSOL RAND 349259 | SOLD ON GOV DEALS | | | PURCHASED 8/10/21 - DICKSON COUNTY EQUIPMENT |
| | FOOD CARTS | SOLD ON GOV DEALS | | | |
| | 3 POINT HITCH BROOM SWEEPER | SOLD ON GOV DEALS | | | |
| 2 | GAS HEATERS 010833 012921 | SOLD ON GOV DEALS | | | |
| 2 | JUNK ENGINES | SOLD ON GOV DEALS | | | |
| 3 | AIR COMPRESSORS 306962 515508 941295 | SOLD ON GOV DEALS | | | |
| | LINCOLN WELDER 1130500 | SOLD ON GOV DEALS | | | |
| 1 | AC DELCO 34122 FLOOR JACK # 2 | 2017 | SAFETY HAZARD BROKEN DESTROYED | \$124.99 | PURCHASED 1/5/17 - O' REILLY'S |
| 1 | MODEL 756108 JET 55-8 SHEAR S/N# 0538569 | | | \$240.00 | PURCHASED 2/14/96 - GENERAL INDUSTRIAL SUPPLY |
| 1 | JNC-660 JUMP BOX MOD # 425CCA SER# D42100T14 | LOCKED UP IN BUBS OFFICE | 2015 | \$160.00 | PURCHASED 12/4/15 - CARQUEST AUTO PARTS |

| | | | | | |
|---|---|--|--|------------|--|
| 1 | KOBALT 20" 2- DRAWER TOOL BOX | | | \$36.98 | PURCHASED 1/20/05 - LOWES |
| 1 | 47" BLACK HI CAP TOPSIDE TOOLBOX SER# 27266299 MOC3 552982 TRUCK # 123 2014 SOLD WITH TRUCK | | | \$701.96 | PURCHASED 1/21/2014 - FASTENAL |
| 1 | ATLAS COPCO COMPRESSOR, S/N 306-962 SOLD ON GOV DEALS | | | \$2,620.50 | PURCHASED 11/20/95 - UTILITY EQUIPMENT SERVICE, INC. |
| 1 | BROTHER TYPEWRITER, MODEL EM605, S/N F43921798 | | | \$650.00 | PURCHASED 9/10/97 - TENN. REGIONAL SAFETY COUNCIL |
| 1 | 641 B CDL PRE-TRIM INSPECTION | | | \$99.00 | PURCHASED 9/3/97 - THE TRAINING NETWORK |
| 1 | 642 B CDL SKILL & ROAD TEST | | | \$39.95 | PURCHASED 7/23/98 - CLEMENT COMMUNICATIONS |

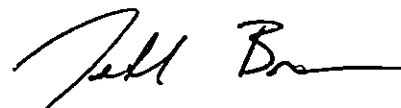
2100

TOTAL VALUE OF INVENTORY

\$ 9,559,842.88

THIS IS A TRUE AND ACCURATE INVENTORY TO THE BEST OF MY KNOWLEDGE

JEFF BRYANT PE, HIGHWAY SUPERVISOR




MONTGOMERY COUNTY HIGHWAY DEPARTMENT

STATE OF TENNESSEE
COUNTY OF MONTGOMERY



SONJA L. PULLEY
NOTARY PUBLIC



MY COMMISSION EXPIRES JANUARY 16, 2024

**MONTGOMERY COUNTY TRUSTEE'S OFFICE
INVESTMENTS - JULY 2022 INTEREST REPORT**

| <u>FUND NAME</u> | <u>FUND CODE</u> | <u>BANK NAME</u> | <u>INVESTMENT</u> | <u>INTEREST</u> | <u>TOTAL INVESTED</u> | <u>APY%</u> | <u>Previous Rate</u> | <u>Maturity Date</u> | <u>INVESTMENT INFORMATION</u> |
|--|------------------|---|--------------------------|----------------------|--------------------------|-------------|----------------------|----------------------|-------------------------------|
| COUNTY GENERAL FUND | 101 | F&M BANK/TAX RECEIPTS | 15,722,358.96 | 12,427.33 | 15,734,786.29 | 1.00 | | | |
| COUNTY GENERAL FUND | 101 | PLANTERS BANK/TAX RECEIPTS | 1,149,875.26 | 137.05 | 1,150,012.31 | 0.15 | | | |
| COUNTY GENERAL FUND | 101 | CUMB. BK. & TRUST/TAX RECEIPTS | 2,288,485.76 | 485.91 | 2,288,971.67 | 0.25 | | | |
| COUNTY GENERAL FUND | 101 | PLANTERS BANK--OTHER CNTY GOVT CREDIT CARD ACCT | 1,335,799.77 | 156.51 | 1,335,956.28 | 0.15 | | | |
| CLARKSVILLE MO. CO. PUBLIC LIBRARY | 209 | PLANTERS BANK - LIBRARY | 137,460.13 | 16.00 | 137,476.13 | 0.15 | | | |
| COUNTY GENERAL FUND | 101 | REGIONS-OPERATING | 40,571,161.60 | 66,771.29 | 40,637,932.89 | 1.50 | 0.75 | | |
| CMCSS GENERAL FUND | 141 | PLANTERS BANK-CMCSS CREDIT CARD | 1,717,516.44 | 165.45 | 1,717,701.89 | 0.15 | | | |
| BI-COUNTY LANDFILL | 207 | LEGENDS BANK Business Reserve Money Market | 16,096,681.24 | 6,374.47 | 16,103,055.71 | 0.50 | | | |
| COUNTY GENERAL FUND | 101 | LGIP | 49,417.09 | 57.92 | 49,475.01 | 1.38 | 0.97 | | |
| DEBT SERVICE FUND | 151 | REGIONS BANK - CAPITAL PROJECTS | 12,032,731.90 | 16,593.72 | 12,049,325.62 | 1.50 | 0.75 | | |
| CAPITAL PROJECTS | 171 | REGIONS BANK - CAPITAL PROJECTS | 778,039.40 | | 778,039.40 | 1.50 | 0.75 | | |
| CAPITAL PROJECTS | 171 | REGIONS BANK - GO PUBLIC IMPROVEMENT | 2,767,963.59 | 3,585.33 | 2,771,548.92 | 1.50 | 0.75 | | |
| COUNTY GENERAL FUND | 101 | REGIONS BANK - WORKER'S COMP | 881,509.67 | 1,142.94 | 883,517.86 | 1.50 | 0.75 | | |
| E-911 | 204 | REGIONS BANK - E911 | 451,852.57 | 585.86 | 452,081.95 | 1.50 | 0.75 | | |
| DEBT SERVICE FUND | 151 | REGIONS BANK - DEBT SERVICE | 226,520.75 | 293.70 | 227,036.79 | 1.50 | 0.75 | | |
| COUNTY GENERAL FUND | 101 | REGIONS BANK - UNEMPLOYMENT TRUST | 121,505.94 | 157.54 | 121,782.75 | 1.50 | 0.75 | | |
| COUNTY GENERAL FUND | 101 | BAIRD / HILLIARD LYONS | 10,619,881.30 | | 10,619,881.30 | 1.76 | 1.29 | | |
| DEBT SERVICE FUND | 151 | FRANKLIN SYNERGY | 19,570,519.53 | 11,841.47 | 19,582,361.00 | 0.83 | | 8/2022 | BLENDED RATE |
| COUNTY GENERAL FUND | 101 | REGIONS BANK - SHERIFF FEDERAL TREASURY | 3,680.54 | 4.74 | 3,665.28 | 1.50 | 0.75 | | |
| COUNTY GENERAL FUND | 101 | REGIONS BANK - SHERIFF FEDERAL JUSTICE | 106,388.88 | 137.80 | 106,526.68 | 1.50 | 0.75 | | |
| CAPITAL PROJECTS | 171 | REGIONS BANK - G.O. CAPITAL OUTLAY | 2,920,252.65 | 3,782.59 | 2,924,035.24 | 1.50 | 0.75 | | |
| CAPITAL PROJECTS | 171 | REGIONS BANK - G.O. BOND ANTICIPATION | 2,384,898.84 | 3,102.10 | 2,398,000.94 | 1.50 | 0.75 | | |
| TAX ACCOUNT | ALL | F & M BANK - TAX | 2,542,244.46 | 342.48 | 2,542,586.94 | 0.05 | | | |
| DEBT SERVICE FUND | 151 | REGIONS BANK - MPEC CONSTRUCTION | 40,983,820.70 | 58,581.42 | 41,042,402.12 | 1.50 | 0.75 | | |
| DEBT SERVICE FUND | 151 | REGIONS BANK - MPEC CAPITALIZED INTEREST | 6,615,713.90 | 8,569.30 | 6,624,283.20 | 1.50 | 0.75 | | |
| AMERICAN RESCUE PLAN | 127 | REGIONS BANK - AMERICAN RESCUE PLAN | 11,114,622.02 | 14,396.71 | 11,129,018.73 | 1.50 | 0.75 | | |
| COUNTY GENERAL FUND | 101 | MULTI-BANK SECURITIES | 116,738,031.71 | 51,525.45 | 116,789,557.16 | 1.29 | 0.87 | LADDERED | BLENDED RATE |
| SERIES 2022A CONTSTRUCTION FUND | 101 | REGIONS BANK - 2022A CONSTRUCTION FUND | 95,000,000.00 | 123,053.00 | 95,123,053.00 | 1.50 | 0.75 | | |
| TOTALS | | | \$ 404,938,914.60 | \$ 384,308.08 | \$ 405,324,873.06 | | | | |
| Kimberly B. Wiggins, MBA Montgomery County Trustee 8/19/22 | | | | | | | | | |

Montgomery County, Tennessee
Office of Trustee
Monthly Financial Report
For the Month Ending 7/31/2022

| ASSET | | Beginning Balance | Debits | Credits | Ending Balance |
|---------------|-------------------------------------|-----------------------|-----------------------|-----------------------|-----------------------|
| 999-11120 | CASH ON HAND | 2,000.00 | 17,327,382.23 | 17,327,382.23 | 2,000.00 |
| 999-11130-003 | F & M BANK-TAX PAYMENTS | 15,579,570.33 | 142,788.83 | 0.00 | 15,722,358.99 |
| 999-11130-008 | PLANTERS BANK-MMA(TAX ACCOUNT) | 1,149,875.26 | 0.00 | 0.00 | 1,149,875.26 |
| 999-11130-008 | CUMBERLAND BK - TAX ACCOUNT | 2,288,485.76 | 0.00 | 0.00 | 2,288,485.76 |
| 999-11130-022 | PLANTERS BANK-OTHER CNTY GOVT CC | 1,295,580.84 | 75,091.56 | 34,872.43 | 1,335,799.77 |
| 999-11130-025 | LEGENDS BANK - BI-COUNTY FEES | 10,000.00 | 82,372.36 | 82,372.36 | 10,000.00 |
| 999-11130-026 | PLANTERS BANK -209 | 131,863.52 | 5,858,950.17 | 5,853,353.56 | 137,460.13 |
| 999-11130-027 | REGIONS - OPERATING | 51,549,107.86 | 80,028,753.61 | 80,939,828.59 | 40,637,832.89 |
| 999-11130-029 | REGIONS - SCHOOL CLEARING | 0.00 | 14,949,501.59 | 14,949,501.59 | 0.00 |
| 999-11130-030 | CMCSS CREDIT CARD ACCT | 1,547,323.11 | 170,403.78 | 210.45 | 1,717,516.44 |
| 999-11130-031 | REGIONS - MCG CLEARING | 0.00 | 15,957,276.46 | 15,957,276.46 | 0.00 |
| 999-11130-032 | F & M DISBURSEMENTS | 103,914.50 | 10,110,103.23 | 10,128,888.64 | 85,319.09 |
| 999-11300-004 | LEGENDS BANK - 207 | 16,014,308.88 | 82,372.36 | 0.00 | 16,096,681.24 |
| 999-11300-019 | LOCAL GOVT INVESTMENT POOL 101 | 49,417.09 | 0.00 | 0.00 | 49,417.09 |
| 999-11300-028 | REGIONS - CAPITAL PROJECTS | 12,810,771.30 | 18,593.72 | 0.00 | 12,827,365.02 |
| 999-11300-029 | REGIONS - GO PUBLIC IMPROVEMENT | 2,767,963.59 | 3,585.33 | 0.00 | 2,771,548.92 |
| 999-11300-030 | REGIONS - WORKER'S COMP | 882,374.92 | 1,142.94 | 0.00 | 883,517.86 |
| 999-11300-035 | REGIONS - E911 | 452,296.09 | 585.86 | 0.00 | 452,881.95 |
| 999-11300-037 | REGIONS - DEBT SERVICE | 226,743.09 | 293.70 | 0.00 | 227,036.79 |
| 999-11300-038 | REGIONS - UNEMPLOYMENT TRUST | 121,625.21 | 157.54 | 0.00 | 121,782.75 |
| 999-11300-040 | HILLIARD LYONS | 10,619,881.30 | 0.00 | 0.00 | 10,619,881.30 |
| 999-11300-041 | 2018A G.O. PUBLIC IMPROVEMENT BOND | 19,570,519.53 | 0.00 | 0.00 | 19,570,519.53 |
| 999-11300-042 | SHERIFF FEDERAL TREASURY | 3,860.54 | 4.74 | 0.00 | 3,865.28 |
| 999-11300-043 | SHERIFF FEDERAL JUSTICE | 106,388.88 | 137.80 | 0.00 | 106,526.68 |
| 999-11300-047 | REGIONS - GO CAPITAL OUTLAY | 2,920,252.65 | 3,782.59 | 0.00 | 2,924,035.24 |
| 999-11300-048 | REGIONS - GO BOND ANTICIPATION | 2,394,898.84 | 3,102.10 | 0.00 | 2,398,000.94 |
| 999-11300-049 | F & M - TAX DEPOSITS | 11,809,493.85 | 908,438.00 | 10,175,685.19 | 2,542,244.46 |
| 999-11300-050 | REGIONS - MPEC CONSTRUCTION | 45,226,323.20 | 58,581.42 | 4,242,502.50 | 41,042,402.12 |
| 999-11300-051 | REGIONS - MPEC CAPITALIZED INTEREST | 6,815,713.90 | 8,569.30 | 0.00 | 6,624,283.20 |
| 999-11300-053 | REGIONS - AMERICAN RESCUE PLAN ACT | 11,114,622.02 | 14,396.71 | 0.00 | 11,129,018.73 |
| 999-11300-054 | MULTI-BANK SECURITIES | 105,138,031.71 | 11,600,000.00 | 0.00 | 116,738,031.71 |
| 999-11300-055 | SERIES 2022A CONSTRUCTION FUND | 95,000,000.00 | 123,053.00 | 0.00 | 95,123,053.00 |
| 999-11410 | STATE OF TN TAX RELIEF CURR YR | 1,304.00 | 435.00 | 1,353.00 | 386.00 |
| 999-11515 | COUNTY TAX RELIEF | 0.00 | 140.00 | 140.00 | 0.00 |
| | | 417,504,311.37 | 157,527,993.73 | 169,693,276.99 | 405,339,028.11 |

| LIABILITY | | <u>Beginning Balance</u> | <u>Debits</u> | <u>Credits</u> | <u>Ending Balance</u> |
|---------------|-------------------------------------|------------------------------|----------------------|----------------------|---------------------------|
| 101-21353 | PLANNING COMMISSION | 0.00 | 0.00 | 0.00 | 0.00 |
| 101-21580 | DUE TO LITIGANTS HEIRS AND OTHERS | 0.00 | 0.00 | 0.00 | 0.00 |
| 999-20040 | EXCESS LAND SALE PAYMENTS 2004 | 25,830.63 | 0.00 | 0.00 | 25,830.63 |
| 999-20120 | EXCESS LAND SALE PAYMENTS 2012 | 4,739.39 | 0.00 | 0.00 | 4,739.39 |
| 999-20130 | EXCESS LAND SALE PAYMENTS 2013 | 53,146.79 | 0.00 | 0.00 | 53,146.79 |
| 999-20140 | EXCESS LAND SALE PAYMENTS 2014 | 46,401.47 | 0.00 | 0.00 | 46,401.47 |
| 999-21900 | TELLER OVER/SHORT | 0.00 | 0.00 | 0.00 | 0.00 |
| 999-22200 | OVERPAYMENTS | 53,995.22 | 49,878.88 | 2,968.08 | 7,081.44 |
| 999-22200-001 | PAYMENT OVERAGES | 0.00 | 0.00 | 6.22 | 6.22 |
| 999-24105 | CREDIT CARD FEES | 0.00 | 0.00 | 0.00 | 0.00 |
| 999-26500 | STOP PAYMENTS | 0.00 | 0.00 | 0.00 | 0.00 |
| 999-27700 | TRUSTEE'S HOLDING ACCOUNT | 54.28 | 10,000,000.00 | 10,053,580.15 | 53,614.43 |
| 999-28310 | UNDISTRIBUTED TAXES | 0.00 | 820.33 | 820.33 | 0.00 |
| 999-28311 | UNDISTRIBUTED TAXES PAID IN ADVANCE | 0.00 | 0.00 | 7,186.00 | 7,186.00 |
| 999-29900 | FEE/COMMISSION ACCOUNT | 177,277.91 | 177,588.81 | 157,882.27 | 157,581.37 |
| 101 | COUNTY GENERAL FUND | 46,949,809.75 | 11,301,817.47 | 3,184,000.00 | 38,811,992.28 |
| 122 | DRUG CONTROL FUND | 103,686.46 | 2,794.08 | 850.72 | 101,743.12 |
| 127 | AMERICAN RECOVERY ACT | 8,083,996.38 | 0.00 | 14,396.71 | 8,098,393.09 |
| 131 | GENERAL ROAD FUND | 11,233,040.33 | 1,036,108.29 | 542,863.92 | 10,739,795.96 |
| 141 | GENERAL PURPOSE SCHOOL FUND | 62,608,255.77 | 7,437,846.78 | 14,734,744.78 | 69,905,153.78 |
| 142 | SCHOOL FEDERAL PROJECTS FUND | 4,590,593.12 | 4,000,522.85 | 7,728,112.71 | 8,316,182.98 |
| 143 | CHILD NUTRITION FUND | 12,858,373.12 | 309,817.12 | 20,009.77 | 12,086,565.77 |
| 144 | SCHOOL SYSTEM TRANS FUND | 6,012,619.49 | 388,327.70 | 1,280,348.51 | 6,914,640.30 |
| 146 | EXTENDED SCHOOL PROGRAM FUND | 2,502,884.02 | 1,105,387.37 | 84.12 | 1,397,590.77 |
| 151 | DEBT SERVICE FUND | 44,011,828.63 | 293,333.11 | 825,360.40 | 44,543,853.92 |
| 171 | CAPITAL PROJECTS FUND | 163,873,603.35 | 12,737,813.58 | 1,088,843.20 | 152,224,832.97 |
| 177 | EDU CAPITAL PROJECTS FUND | 3,990,158.52 | 8,491,180.83 | 8,063,203.00 | 3,562,180.59 |
| 207 | BI-COUNTY LANDFILL | 11,764,454.88 | 1,376,828.30 | 1,452,875.11 | 11,838,500.67 |
| 208 | EMERGENCY COMMUNICATIONS DISTRICT | 2,926,548.25 | 343,202.41 | 81,119.11 | 2,064,464.85 |
| 209 | LIBRARY FUND | 684,132.72 | 175,016.75 | 555,880.19 | 1,065,008.16 |
| 263 | SELF INSURANCE TRUST FUND | 33,472,505.22 | 6,288,391.32 | 2,074,940.39 | 28,259,054.29 |
| 286 | WORKERS' COMPENSATION | 466,188.92 | 42,926.29 | 1,582,444.38 | 2,005,705.01 |
| 287 | UNEMPLOYMENT COMPENSATION | 37,848.61 | 0.00 | 0.00 | 37,848.61 |
| 351 | CITY OF CLARKSVILLE - SALES TAX | 0.00 | 2,427,276.98 | 2,427,276.98 | 0.00 |
| 352 | MGC RAIL AUTHORITY | 9,000.09 | 91.10 | 534.10 | 9,443.09 |
| 353 | JUDICIAL DISTRICT DRUG FUND | 720,091.83 | 63,437.48 | 19,727.50 | 678,381.87 |
| 354 | DISTRICT ATTORNEY FUND | 95,252.24 | 2,180.32 | 1,030.27 | 94,102.19 |
| 365 | PORT AUTHORITY | 50,000.00 | 0.00 | 0.00 | 50,000.00 |
| | | 417,504,311.37 | 68,054,370.19 | 55,889,086.93 | 405,339,028.11 |

This report is submitted in accordance with requirements of section 5-8-505, and/or 67-5-1902, Tennessee Code Annotated, and to the best of my knowledge, information and belief accurately reflects transactions of this office for the month ended July 31, 2022



Montgomery County Trustee Date 8/9/22



Montgomery County Trustee Title

CLARKSVILLE-MONTGOMERY COUNTY

SALES TAX COLLECTIONS COMPARISON REPORT

| | 2007-2008 | 2008-2009 | 2009-2010 | 2010-2011 | 2011-2012 | 2012-2013 | 2013-2014 | 2014-2015 | 2015-2016 | 2016-2017 |
|------------------------|------------------|------------------|------------------|------------------|------------------|------------------|------------------|------------------|------------------|------------------|
| July | \$ 3,851,625.57 | \$ 3,807,908.75 | \$ 3,944,322.43 | \$ 3,973,449.15 | \$ 4,388,524.95 | \$ 4,969,328.68 | \$ 4,610,593.54 | \$ 4,852,678.91 | \$ 5,168,417.10 | \$ 5,108,887.39 |
| August | \$ 4,048,062.83 | \$ 3,969,101.00 | \$ 4,155,944.24 | \$ 4,485,348.58 | \$ 4,365,278.31 | \$ 4,770,982.11 | \$ 4,742,043.02 | \$ 5,021,678.21 | \$ 5,207,421.78 | \$ 5,488,585.29 |
| September | \$ 3,697,338.74 | \$ 3,591,425.40 | \$ 3,765,577.37 | \$ 4,044,918.09 | \$ 4,667,426.40 | \$ 4,458,831.11 | \$ 4,419,749.47 | \$ 4,702,911.95 | \$ 5,160,576.80 | \$ 5,168,524.78 |
| October (August Coll.) | \$ 3,813,108.63 | \$ 3,656,073.38 | \$ 3,836,157.44 | \$ 3,971,988.55 | \$ 5,337,736.53 | \$ 4,615,095.98 | \$ 4,460,644.01 | \$ 4,728,833.37 | \$ 4,884,832.93 | \$ 5,163,508.18 |
| November | \$ 3,900,630.43 | \$ 3,614,756.11 | \$ 3,824,985.82 | \$ 3,943,588.18 | \$ 5,120,107.11 | \$ 4,634,486.72 | \$ 4,613,925.43 | \$ 4,903,526.36 | \$ 5,121,809.98 | \$ 5,362,914.73 |
| December | \$ 3,478,063.68 | \$ 3,478,758.37 | \$ 3,746,231.68 | \$ 3,885,625.08 | \$ 4,668,853.03 | \$ 4,330,938.56 | \$ 4,538,509.17 | \$ 4,869,598.96 | \$ 4,805,275.18 | \$ 5,035,853.77 |
| January | \$ 3,782,928.31 | \$ 3,911,901.46 | \$ 3,918,328.61 | \$ 3,978,924.86 | \$ 4,936,179.84 | \$ 4,575,580.98 | \$ 4,681,693.42 | \$ 5,011,973.14 | \$ 5,151,710.36 | \$ 5,319,404.23 |
| February | \$ 4,792,942.94 | \$ 4,884,794.05 | \$ 5,220,113.70 | \$ 5,318,806.81 | \$ 8,261,020.97 | \$ 5,824,805.46 | \$ 5,828,617.84 | \$ 6,595,642.59 | \$ 6,735,732.88 | \$ 7,131,134.54 |
| March | \$ 3,158,680.40 | \$ 3,529,385.22 | \$ 3,579,055.71 | \$ 3,519,094.43 | \$ 4,247,079.33 | \$ 3,885,858.93 | \$ 4,043,956.23 | \$ 4,367,324.16 | \$ 4,503,712.64 | \$ 4,734,698.38 |
| April | \$ 3,351,393.11 | \$ 3,738,282.75 | \$ 3,801,787.78 | \$ 3,944,756.92 | \$ 4,803,176.86 | \$ 4,285,888.78 | \$ 4,580,279.94 | \$ 4,341,404.11 | \$ 4,911,278.37 | \$ 4,594,802.21 |
| May | \$ 3,814,407.26 | \$ 4,044,427.55 | \$ 4,306,544.93 | \$ 4,527,749.91 | \$ 5,310,118.72 | \$ 4,751,487.50 | \$ 4,933,619.42 | \$ 5,157,153.72 | \$ 5,522,250.32 | \$ 5,755,448.68 |
| June | \$ 3,543,826.22 | \$ 3,833,299.78 | \$ 4,050,116.50 | \$ 4,365,430.36 | \$ 4,774,273.97 | \$ 4,546,342.21 | \$ 4,722,890.55 | \$ 4,942,895.62 | \$ 5,182,876.37 | \$ 5,536,547.51 |
| TOTAL | \$ 45,231,008.12 | \$ 46,171,114.72 | \$ 49,148,168.21 | \$ 49,837,500.92 | \$ 59,879,778.02 | \$ 55,450,626.84 | \$ 56,282,522.04 | \$ 59,426,621.10 | \$ 62,355,894.89 | \$ 64,410,409.69 |
| Increase/Decrease | (\$526,336.19) | \$940,196.60 | \$ 1,877,053.49 | \$ 1,789,332.71 | \$ 8,042,277.10 | (\$3,429,151.18) | \$ 831,895.20 | \$ 3,144,059.06 | \$ 2,929,273.79 | \$ 2,054,614.50 |

| MONTH | 2017-2018 | 2018-2019 | 2019-2020 | 2020-2021 | 2021-2022 | 2022-2023 | 2023-2024 | 2024-2025 | 2026-2026 | 2026-2027 |
|---------------------|------------------|------------------|------------------|------------------|-------------------|-----------------|-----------|-----------|-----------|-----------|
| July | \$ 5,593,532.25 | \$ 6,102,326.70 | \$ 6,902,369.20 | \$ 7,463,613.69 | \$ 8,433,495.17 | \$ 9,802,378.64 | | | | |
| August | \$ 5,679,437.81 | \$ 6,273,117.82 | \$ 6,720,676.29 | \$ 7,511,004.74 | \$ 8,363,509.31 | | | | | |
| September | \$ 5,386,830.74 | \$ 5,895,213.41 | \$ 6,460,370.74 | \$ 7,120,547.59 | \$ 7,883,492.57 | | | | | |
| October | \$ 5,309,674.32 | \$ 6,354,157.14 | \$ 6,395,967.83 | \$ 6,794,012.80 | \$ 8,108,436.77 | | | | | |
| November | \$ 5,730,063.05 | \$ 6,164,829.97 | \$ 6,385,604.71 | \$ 7,168,367.05 | \$ 8,365,163.70 | | | | | |
| December | \$ 5,408,782.14 | \$ 6,530,750.49 | \$ 6,384,366.08 | \$ 7,393,332.27 | \$ 8,570,042.79 | | | | | |
| January | \$ 5,735,987.66 | \$ 6,367,448.34 | \$ 6,800,428.76 | \$ 7,637,987.96 | \$ 9,259,650.78 | | | | | |
| February | \$ 7,519,440.21 | \$ 9,137,199.69 | \$ 10,549,656.26 | \$ 9,869,277.73 | \$ 10,701,832.46 | | | | | |
| March | \$ 4,943,127.78 | \$ 5,562,368.10 | \$ 5,800,573.91 | \$ 7,461,758.93 | \$ 7,918,282.14 | | | | | |
| April | \$ 5,260,194.37 | \$ 5,605,081.09 | \$ 6,028,266.10 | \$ 5,902,061.34 | \$ 8,117,715.66 | | | | | |
| May | \$ 6,263,155.39 | \$ 6,846,982.72 | \$ 6,690,621.37 | \$ 9,175,685.56 | \$ 9,750,110.66 | | | | | |
| June | \$ 5,869,030.53 | \$ 6,697,484.42 | \$ 6,493,692.03 | \$ 8,020,283.76 | \$ 9,566,650.79 | | | | | |
| Total | \$ 68,798,254.25 | \$ 77,657,959.89 | \$ 81,622,995.20 | \$ 92,126,933.61 | \$ 106,056,383.80 | \$ 9,802,378.64 | \$ - | \$ - | \$ - | \$ - |
| Increase/(Decrease) | \$ 4,287,845.56 | \$ 8,759,703.64 | \$ 4,065,035.39 | \$ 10,503,938.23 | \$ 12,931,450.29 | | | | | |

| | | | | | | | | | | |
|---|--|--|--|--|--|--|--|--|--|--|
| Kimberly B. Wiggins, Montgomery County Trustee, July 21, 2022 | | | | | | Events that mark Notable Change in Clarksville/Montgomery County Sales Tax Revenue | | | | |
| | | | | | | FISCAL YEAR | | | | |
| Dec. 2007-The Worst Recession since the Great Depression began | | | | | | 2007-2008 | | | | |
| June 2009-"Official" Ending of the Worst Recession since the Great Depression, per the Federal Government Officials | | | | | | 2007-2008 | | | | |
| October 2010-"This is the Slowest and Feeblest Recovery in the U.S.A's History."-Steve Forbes | | | | | | 9/2008 \$200 Bill Federal Bailout of Fannie & Freddie, Lehman Chap.11, Merrill bought by BoA, AIG loaned \$85bill. By Fed. Reserve | | | | |
| First Quarter, 2011-4/4/11 WSJ called the US Economy "The Incredible Shrieking Recovery"-The US Economy appears to have grown by little more than 1.5% in the 1st Qtr., well below the 4% annualized most expected back in January. | | | | | | | | | | |
| It is no coincidence that bank earnings have been rebounding as well. Inflation/Stagflation, in the 3 months ending Feb., 2011, was running at an annualized rate of 5.6% and does not come close to compensating investors with their current low interest rate of .00%- .25%. | | | | | | | | | | |
| WSJ-"Great Symbolic Blow" 8/2/11-America Gets Downgraded from AAA+ to AA+ by Standard & Poor, now 18 countries in the world have a better credit rating than the U.S.A. | | | | | | | | | | |
| Jan. 2013-THE NEW YORK TIMES Expresses Fathing "The latest green shoots of recovery in the United States already show signs of turning brown." Paul Krugman "Without a radical change in economic policy in both the United States and Europe, the likeliest outcome is a prolonged depression, perhaps not as "great" as in the 1930's but with clear similarities, above all in the immense human cost of needlessly high unemployment" | | | | | | | | | | |
| Jan. 14, 2013 Hemlock Semiconductor LLC delays the start up of the Clarksville facility. | | | | | | For Calendar Year 2013-Economists are predicting a 1.4% GDP | | | | |
| October 14, 2013, Hankook Tire coming to Clarksville with 1,800 direct jobs and build an \$800million manufacturing facility in Clarksville/Montgomery County | | | | | | | | | | |
| December 16, 2014-Fort Campbell uncertainty and Hemlock to close permanently. Leaf Chronicle | | | | | | | | | | |
| WSJ 3/21/2018 Fed See Growth Ahead In Economythe Fed Funds Rate was raised from 1.50%-1.75% and the Fed's penciled in 2 more rate increases this year. | | | | | | | | | | |
| WSJ 8/21/2018 Fed Funds Rate 1.75%-2.00% APY | | | | | | | | | | |

Clarksville/Montgomery County Sales Tax Distribution Monthly Comparison Report

| | | | | |
|---------------------|------------------|------------------|-----------------|------------------|
| FY 2007-2008 Totals | \$ 11,068,305.39 | \$ 31,260,284.87 | \$ 2,902,417.86 | \$ 45,231,008.12 |
| FY 2008-2009 Totals | \$ 11,282,434.89 | \$ 31,923,859.91 | \$ 2,964,819.92 | \$ 46,171,114.72 |
| FY 2009-2010 Totals | \$ 11,762,260.45 | \$ 33,293,704.75 | \$ 3,092,203.01 | \$ 48,148,168.21 |
| FY 2010-2011 Totals | \$ 12,160,832.28 | \$ 34,564,521.72 | \$ 3,212,146.92 | \$ 49,937,500.92 |
| FY 2011-2012 Totals | \$ 14,489,406.12 | \$ 40,622,715.82 | \$ 3,767,656.08 | \$ 58,879,778.02 |
| FY 2012-2013 Totals | \$ 13,594,753.04 | \$ 38,301,020.55 | \$ 3,554,853.25 | \$ 55,450,626.84 |
| FY2013-2014 Totals | \$ 13,814,065.84 | \$ 38,862,274.65 | \$ 3,606,181.55 | \$ 56,282,522.04 |
| FY2014-2015 Totals | \$ 14,467,222.96 | \$ 41,136,304.15 | \$ 3,823,093.99 | \$ 59,426,621.10 |
| FY2015-2016 Totals | \$ 16,056,308.82 | \$ 46,365,733.92 | \$ 155,485.95 | \$ 62,577,528.69 |
| FY2016-2017 Totals | \$ 16,672,053.56 | \$ 48,246,975.49 | \$ 166,878.05 | \$ 65,085,907.10 |
| FY2017-2018 Totals | \$ 17,637,260.05 | \$ 52,034,593.37 | \$ 228,877.29 | \$ 69,900,730.71 |
| FY2018-2019 Totals | \$ 19,073,787.26 | \$ 59,323,678.41 | \$ 408,095.19 | \$ 78,805,560.86 |
| FY2019-2020 Totals | \$ 20,425,080.37 | \$ 62,183,181.72 | \$ 366,306.13 | \$ 82,974,568.22 |
| FY2020-2021 Totals | \$ 23,436,271.61 | \$ 70,146,468.64 | \$ 366,580.31 | \$ 93,949,320.56 |

| FY 2021-22 by Month | City of Clarksville | School Operations | School Debt Service | Total Monthly Sales Tax |
|----------------------------|----------------------------|--------------------------|----------------------------|--------------------------------|
| July | \$ 1,955,276.45 | \$ 5,881,952.91 | \$ 46,263.21 | \$ 7,883,492.57 |
| August | \$ 2,011,278.70 | \$ 6,050,597.79 | \$ 46,560.28 | \$ 8,108,436.77 |
| September | \$ 2,069,367.35 | \$ 6,246,042.63 | \$ 49,753.72 | \$ 8,365,163.70 |
| October | \$ 2,101,031.36 | \$ 6,429,156.86 | \$ 39,854.57 | \$ 8,570,042.79 |
| November | \$ 2,264,190.99 | \$ 6,927,703.58 | \$ 67,756.21 | \$ 9,259,650.78 |
| December | \$ 2,638,103.21 | \$ 7,992,521.80 | \$ 71,207.45 | \$ 10,701,832.46 |
| January | \$ 1,956,108.22 | \$ 5,907,824.99 | \$ 54,348.93 | \$ 7,918,282.14 |
| February | \$ 2,006,827.65 | \$ 6,056,033.24 | \$ 54,854.77 | \$ 8,117,715.66 |
| March | \$ 2,412,236.93 | \$ 7,280,512.90 | \$ 57,360.83 | \$ 9,750,110.66 |
| April | \$ 2,373,533.54 | \$ 7,161,976.61 | \$ 51,140.64 | \$ 9,586,650.79 |
| May | \$ 2,427,276.98 | \$ 7,302,904.20 | \$ 72,197.46 | \$ 9,802,378.64 |
| June | | | | |
| TOTALS | \$ 24,215,231.38 | \$ 73,237,227.51 | \$ 611,298.07 | \$ 98,063,756.96 |


| COMPARISON OF HOTEL OCCUPANCY TAX COLLECTIONS | | | | | | | | | | |
|--|------------------------|------------------------|------------------------|-----------------------|------------------------|------------------------|-----------------------|-----------------------|------------------------|------------------------|
| MONTH | 1999 | 2000 | 2001 | 2002 | 2003 | 2004 | 2005 | 2006 | 2007 | 2008 |
| JANUARY | \$ 27,098.84 | \$ 30,533.18 | \$ 48,458.76 | \$50,828.98 | \$ 65,230.13 | \$ 72,800.02 | \$ 78,874.92 | \$ 63,103.00 | \$ 73,675.57 | \$ 80,603.04 |
| FEBRUARY | \$ 29,909.16 | \$ 30,389.03 | \$ 47,751.41 | \$53,770.38 | \$ 68,380.09 | \$ 81,527.44 | \$ 67,626.09 | \$ 63,688.44 | \$ 71,126.97 | \$ 78,321.88 |
| MARCH | \$ 31,464.65 | \$ 32,987.23 | \$ 56,924.49 | \$54,806.34 | \$ 93,121.20 | \$ 103,994.62 | \$ 70,053.21 | \$ 65,063.08 | \$ 78,796.55 | \$ 83,799.10 |
| APRIL | \$ 36,921.57 | \$ 39,278.27 | \$ 64,682.11 | \$75,899.40 | \$ 94,829.04 | \$ 92,468.13 | \$ 102,342.68 | \$ 99,137.03 | \$ 112,761.36 | \$ 122,941.33 |
| MAY | \$ 45,431.12 | \$ 40,659.75 | \$ 67,111.76 | \$71,882.71 | \$ 91,093.92 | \$ 96,224.80 | \$ 90,741.56 | \$ 85,506.62 | \$ 103,205.69 | \$ 90,117.49 |
| JUNE | \$ 41,300.90 | \$ 40,705.58 | \$ 67,033.52 | \$78,332.61 | \$ 84,186.25 | \$ 91,007.71 | \$ 100,085.45 | \$ 89,668.92 | \$ 135,081.88 | \$ 106,604.47 |
| JULY | \$ 43,822.68 | \$ 43,848.22 | \$ 71,259.56 | \$88,829.01 | \$ 88,224.67 | \$ 90,974.37 | \$ 110,606.98 | \$ 94,808.25 | \$ 136,085.79 | \$ 95,500.92 |
| AUGUST | \$ 51,914.05 | \$ 82,607.67 | \$ 80,724.48 | \$103,831.95 | \$ 111,787.39 | \$ 114,839.93 | \$ 126,860.91 | \$ 99,007.81 | \$ 128,691.23 | \$ 106,602.50 |
| SEPTEMBER | \$ 45,085.51 | \$ 77,573.12 | \$ 75,928.35 | \$71,760.72 | \$ 89,163.84 | \$ 88,227.22 | \$ 103,528.65 | \$ 93,998.21 | \$ 122,277.00 | \$ 94,452.48 |
| OCTOBER | \$ 62,586.96 | \$ 78,223.81 | \$ 64,421.97 | \$67,912.08 | \$ 71,058.32 | \$ 85,219.87 | \$ 103,329.13 | \$ 120,964.50 | \$ 115,299.73 | \$ 83,620.66 |
| NOVEMBER | \$ 42,478.02 | \$ 67,894.53 | \$ 70,109.29 | \$68,664.15 | \$ 77,700.65 | \$ 90,975.56 | \$ 93,726.35 | \$ 95,136.90 | \$ 132,492.92 | \$ 100,329.52 |
| DECEMBER | \$ 37,644.94 | \$ 54,665.88 | \$ 64,491.24 | \$65,970.79 | \$ 71,088.08 | \$ 87,086.86 | \$ 88,085.13 | \$ 93,788.01 | \$ 89,362.16 | \$ 116,462.45 |
| YEARLY TOTAL | \$ 495,658.40 | \$ 619,366.27 | \$ 778,896.94 | \$852,489.12 | \$ 1,005,863.58 | \$ 1,105,346.53 | \$1,135,861.06 | \$1,063,871.77 | \$ 1,298,856.83 | \$ 1,159,355.84 |
| | 2009 | 2010 | 2011 | 2012 | 2013 | 2014 | 2015 | 2016 | 2017 | 2018 |
| JANUARY | \$ 87,058.36 | \$ 98,797.30 | \$ 93,568.93 | \$ 122,959.56 | \$ 101,983.52 | \$ 106,908.64 | \$ 118,820.77 | \$ 113,056.55 | \$ 114,268.84 | \$ 131,329.69 |
| FEBRUARY | \$ 103,484.37 | \$ 122,425.01 | \$ 98,617.91 | \$ 130,592.70 | \$ 84,950.58 | \$ 111,395.05 | \$ 108,102.01 | \$ 105,945.34 | \$ 114,189.67 | \$ 142,245.75 |
| MARCH | \$ 106,133.80 | \$ 97,223.36 | \$ 123,655.30 | \$ 130,540.42 | \$ 89,897.89 | \$ 107,789.42 | \$ 97,758.36 | \$ 122,221.56 | \$ 111,730.41 | \$ 157,852.20 |
| APRIL | \$ 131,183.50 | \$ 147,129.46 | \$ 141,216.66 | \$ 166,930.70 | \$ 127,011.20 | \$ 172,086.66 | \$ 168,753.98 | \$ 154,016.56 | \$ 160,436.24 | \$ 191,271.58 |
| MAY | \$ 124,347.50 | \$ 140,099.75 | \$ 148,155.80 | \$ 145,100.30 | \$ 114,744.33 | \$ 137,305.59 | \$ 163,656.94 | \$ 159,382.00 | \$ 165,458.19 | \$ 181,337.94 |
| JUNE | \$ 128,926.73 | \$ 158,904.04 | \$ 165,434.81 | \$ 156,556.28 | \$ 149,278.38 | \$ 149,761.84 | \$ 167,364.58 | \$ 173,701.26 | \$ 171,984.70 | \$ 213,499.05 |
| JULY | \$ 138,948.38 | \$ 155,002.42 | \$ 166,721.40 | \$ 142,543.24 | \$ 139,764.87 | \$ 155,951.38 | \$ 163,931.64 | \$ 182,334.33 | \$ 181,262.97 | \$ 215,170.38 |
| AUGUST | \$ 138,546.34 | \$ 159,396.89 | \$ 189,029.54 | \$ 144,944.86 | \$ 138,508.95 | \$ 141,828.40 | \$ 183,008.76 | \$ 193,937.40 | \$ 244,700.44 | \$ 221,120.45 |
| SEPTEMBER | \$ 110,943.01 | \$ 139,077.22 | \$ 183,172.65 | \$ 137,762.39 | \$ 123,496.85 | \$ 134,695.73 | \$ 136,037.06 | \$ 183,545.89 | \$ 200,094.86 | \$ 209,451.76 |
| OCTOBER | \$ 103,998.14 | \$ 106,852.14 | \$ 150,626.03 | \$ 136,406.87 | \$ 118,284.80 | \$ 131,945.61 | \$ 137,714.25 | \$ 156,101.99 | \$ 177,865.83 | \$ 312,670.78 |
| NOVEMBER | \$ 117,095.86 | \$ 111,906.42 | \$ 169,407.63 | \$ 139,934.80 | \$ 133,540.36 | \$ 159,367.06 | \$ 162,825.42 | \$ 168,948.08 | \$ 166,973.57 | \$ 359,166.51 |
| DECEMBER | \$ 107,900.37 | \$ 110,667.80 | \$ 151,081.34 | \$ 112,969.35 | \$ 124,889.36 | \$ 120,067.79 | \$ 148,644.37 | \$ 135,623.41 | \$ 136,062.08 | \$ 304,165.95 |
| YEARLY TOTAL | \$ 1,398,566.36 | \$ 1,545,483.81 | \$ 1,780,688.00 | \$1,867,241.47 | \$ 1,446,331.09 | \$ 1,629,103.17 | \$1,756,816.14 | \$1,848,814.37 | \$ 1,945,027.78 | \$ 2,639,281.94 |

Montgomery County, Tennessee
Office of Trustee
Monthly Financial Report
For the Month Ending 8/31/2022

| ASSET | Beginning Balance | Debits | Credits | Ending Balance | |
|---------------|-------------------------------------|-----------------------|-----------------------|-----------------------|-----------------------|
| 999-11120 | CASH ON HAND | 2,000.00 | 15,667,516.55 | 15,667,516.55 | 2,000.00 |
| 999-11130-003 | F & M BANK-TAX PAYMENTS | 15,722,358.96 | 209,100.69 | 177.52 | 15,931,282.13 |
| 999-11130-006 | PLANTERS BANK-MMA(TAX ACCOUNT) | 1,149,875.26 | 137.05 | 0.00 | 1,150,012.31 |
| 999-11130-008 | CUMBERLAND BK - TAX ACCOUNT | 2,288,485.76 | 485.91 | 0.00 | 2,288,971.67 |
| 999-11130-022 | PLANTERS BANK-OTHER CNTY GOVT CC | 1,335,799.77 | 78,505.37 | 40,064.65 | 1,374,240.49 |
| 999-11300-025 | LEGENDS BANK - BI-COUNTY FEES | 10,000.00 | 826,877.86 | 826,877.86 | 10,000.00 |
| 999-11130-026 | PLANTERS BANK -209 | 137,460.13 | 7,730.10 | 640.15 | 144,550.08 |
| 999-11130-027 | REGIONS - OPERATING | 40,637,932.89 | 236,569,196.27 | 227,696,368.40 | 49,510,760.76 |
| 999-11130-029 | REGIONS - SCHOOL CLEARING | - | 18,962,381.39 | 18,962,381.39 | 0.00 |
| 999-11130-030 | CMCSS CREDIT CARD ACCT | 1,717,516.44 | 210,179.24 | 3,692.65 | 1,924,003.03 |
| 999-11130-031 | REGIONS - MCG CLEARING (NEW) | - | 13,940,046.01 | 13,940,046.01 | 0.00 |
| 999-11130-032 | F & M DISBURSEMENTS | 85,319.09 | 57,173.43 | 53,894.43 | 88,598.09 |
| 999-11300-004 | LEGENDS BANK - 207 | 16,096,681.24 | 833,252.33 | 0.00 | 16,929,933.57 |
| 999-11300-019 | LOCAL GOVT INVESTMENT POOL 101 | 49,417.09 | 57.92 | 0.00 | 49,475.01 |
| 999-11300-028 | REGIONS - CAPITAL PROJECTS | 12,827,365.02 | 25,535.44 | 0.00 | 12,852,900.46 |
| 999-11300-029 | REGIONS - GO PUBLIC IMPROVEMENT | 2,771,548.92 | 5,517.32 | 0.00 | 2,777,066.24 |
| 999-11300-030 | REGIONS - WORKER'S COMP | 883,517.86 | 1,758.82 | 0.00 | 885,276.68 |
| 999-11300-035 | REGIONS - E911 | 452,881.95 | 901.55 | 0.00 | 453,783.50 |
| 999-11300-037 | REGIONS - DEBT SERVICE | 227,036.79 | 451.96 | 0.00 | 227,488.75 |
| 999-11300-038 | REGIONS - UNEMPLOYMENT TRUST | 121,782.75 | 242.43 | 0.00 | 122,025.18 |
| 999-11300-040 | HILLIARD LYONS | 10,619,881.30 | 0.00 | 0.00 | 10,619,881.30 |
| 999-11300-041 | 2016A G.O. PUBLIC IMPROVEMENT BOND | 19,570,519.53 | 11,841.47 | 0.00 | 19,582,361.00 |
| 999-11300-042 | SHERIFF FEDERAL TREASURY | 3,665.28 | 7.30 | 0.00 | 3,672.58 |
| 999-11300-043 | SHERIFF FEDERAL JUSTICE | 106,526.68 | 212.06 | 0.00 | 106,738.74 |
| 999-11300-047 | REGIONS - GO CAPITAL OUTLAY | 2,924,035.24 | 5,820.88 | 0.00 | 2,929,856.12 |
| 999-11300-048 | REGIONS - GO BOND ANTICIPATION | 2,398,000.94 | 4,773.70 | 0.00 | 2,402,774.64 |
| 999-11300-049 | F & M - TAX DEPOSITS | 2,542,244.46 | 1,125,880.69 | 159,920.24 | 3,508,204.91 |
| 999-11300-050 | REGIONS - MPEC CONSTRUCTION | 41,042,402.12 | 81,703.11 | 4,048,044.06 | 37,076,061.17 |
| 999-11300-051 | REGIONS - MPEC CAPITALIZED INTEREST | 6,624,283.20 | 13,186.96 | 0.00 | 6,637,470.16 |
| 999-11300-053 | REGIONS - AMERICAN RESCUE PLAN ACT | 11,129,018.73 | 20,319,374.54 | 0.00 | 31,448,393.27 |
| 999-11300-054 | MULTI-BANK SECURITIES | 116,738,031.71 | 8,012,525.45 | 113,363.19 | 124,637,193.97 |
| 999-11300-055 | SERIES 2022A CONSTRUCTION FUND | 95,123,053.00 | 189,361.46 | 0.00 | 95,312,414.46 |
| 999-11300-056 | MPEC PARKING GARAGE | - | 14,000,000.00 | 0.00 | 14,000,000.00 |
| 999-11410 | STATE OF TN TAX RELIEF CURR YR | 386.00 | 0.00 | 193.00 | 193.00 |
| 999-11515 | COUNTY TAX RELIEF | - | 0.00 | 0.00 | 0.00 |
| | | 405,339,028.11 | 331,161,735.26 | 281,513,180.10 | 454,987,583.27 |

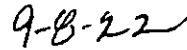
| LIABILITY | Beginning Balance | Debits | Credits | Ending Balance |
|---------------|-----------------------|----------------------|-----------------------|-----------------------|
| 101-21353 | 0.00 | 0.00 | 0.00 | 0.00 |
| 101-21560 | 0.00 | 0.00 | 0.00 | 0.00 |
| 999-20040 | 25,830.63 | 0.00 | 0.00 | 25,830.63 |
| 999-20120 | 4,739.39 | 0.00 | 0.00 | 4,739.39 |
| 999-20130 | 53,146.79 | 0.00 | 0.00 | 53,146.79 |
| 999-20140 | 46,401.47 | 0.00 | 0.00 | 46,401.47 |
| 999-21900 | 0.00 | 0.00 | 0.00 | 0.00 |
| 999-22200 | 7,081.44 | 670.84 | 505.49 | 6,916.09 |
| 999-22200-001 | 6.22 | 0.00 | 16.03 | 22.25 |
| 999-24105 | 0.00 | 0.00 | 0.00 | 0.00 |
| 999-26500 | 0.00 | 0.00 | 0.00 | 0.00 |
| 999-27700 | 53,614.43 | 53,560.15 | 0.00 | 54.28 |
| 999-28310 | 0.00 | 638.35 | 638.35 | 0.00 |
| 999-28311 | 7,186.00 | 0.00 | 17,820.23 | 25,006.23 |
| 999-29900 | 157,591.37 | 157,851.80 | 165,255.89 | 164,995.46 |
| 101 | 38,811,992.28 | 9,829,574.84 | 3,634,001.75 | 32,616,419.19 |
| 122 | 101,743.12 | 364.07 | 713.21 | 102,092.26 |
| 127 | 8,098,393.09 | 7,000.00 | 20,319,374.54 | 28,410,767.63 |
| 131 | 10,739,795.96 | 830,488.89 | 445,105.97 | 10,354,413.04 |
| 141 | 69,905,153.78 | 26,612,563.84 | 31,507,133.14 | 74,799,723.08 |
| 142 | 8,316,182.98 | 6,894,339.98 | 7,178,865.72 | 8,600,708.72 |
| 143 | 12,666,565.77 | 1,275,640.02 | 226,634.18 | 11,617,559.93 |
| 144 | 6,914,640.30 | 1,091,768.21 | 1,826,777.04 | 7,649,649.13 |
| 146 | 1,397,590.77 | 599,822.58 | 1,493,841.09 | 2,291,609.28 |
| 151 | 44,543,853.92 | 151,156.64 | 609,981.91 | 45,002,679.19 |
| 171 | 152,224,832.97 | 10,695,316.38 | 47,078,441.49 | 188,607,958.08 |
| 177 | 3,562,180.59 | 5,983,228.58 | 4,961,000.00 | 2,539,952.01 |
| 207 | 11,838,500.67 | 2,612,508.93 | 2,427,957.77 | 11,653,949.51 |
| 208 | 2,664,464.95 | 241,900.58 | 528,308.16 | 2,950,872.53 |
| 209 | 1,065,006.16 | 178,799.69 | 13,809.79 | 900,016.26 |
| 263 | 29,259,054.29 | 7,307,289.88 | 1,763,643.93 | 23,715,408.34 |
| 266 | 2,005,705.01 | 33,524.12 | 7,783.61 | 1,979,964.50 |
| 267 | 37,846.61 | 3,047.33 | 3,047.33 | 37,846.61 |
| 351 | 0.00 | 2,405,562.68 | 2,405,562.68 | 0.00 |
| 362 | 9,443.09 | 10,199.61 | 9,358.55 | 8,602.03 |
| 363 | 676,381.87 | 17,468.81 | 15,773.38 | 674,686.44 |
| 364 | 94,102.19 | 1,204.64 | 2,695.37 | 95,592.92 |
| 365 | 50,000.00 | 0.00 | 0.00 | 50,000.00 |
| | 405,339,028.11 | 76,995,491.44 | 126,644,046.60 | 454,987,583.27 |

This report is submitted in accordance with requirements of section 5-8-505, and/or 67-5-1902, Tennessee Code Annotated, and to the best of my knowledge, information, and belief accurately reflects transactions of this office for the month ended August 31, 2022.



Montgomery County Trustee

Title



Date

Quarterly Financial Report for June 30, 2022

The quarterly financial report presented tonight is for the period ending June 30, 2022. The report consists of three statements for each of the six school system budgets (funds) appropriated by the County Commission. Those funds are: General Purpose School, Federal Projects, Child Nutrition, Transportation, Extended Schools and Capital Projects.

The first statement is a balance sheet which is a picture of the financial condition of that particular fund at a point in time. The asset section represents the resources available to the district for payment of its obligations, much like your personal or business checking account along with any amounts due from others. The liabilities section reflects current amounts due to others. The equity section contains amounts held for future obligations to include fund balance and certain required reserves.

The second statement is a cash reconciliation which is basically comparing our cash balance to that of the County Trustee. This is similar to reconciling your check book to your bank statement.

The third statement for each fund is a report of all revenues and expenditures by category. This report reflects the approved budget amount as amended, amounts received or spent year to date (including encumbrance for purchase orders issued but not paid), and the amount under/over collected for revenues or the amount over/under spent for expenditures.

**General Purpose School Fund
Balance Sheet
For the Period Ending
June 30, 2022**

Assets

Current Assets:

| | | |
|---|---------------|-----------------------|
| Petty Cash | 100.00 | |
| Cash in Bank | 10,415.82 | |
| Cash on Deposit w/Trustee | 61,266,511.26 | |
| Cash with Paying Agent | 96,534.06 | |
| Accounts Receivable | 1,371,649.24 | |
| Due From Other Governments | 21,687,118.21 | |
| Due From Other Funds | 2,617,248.71 | |
| Due From Primary Government | - | |
| Other Restricted Asset | 5,001,930.98 | |
| Prepaid Expenses | - | |
| Advances To Other Funds | | |
| Property Taxes Receivable | 28,762,031.53 | |
| Less Allowance for Uncollected Property Taxes | (715,493.15) | |
| Prepaid Expenses | - | |
| Stores Warehouse Inventory | 178,388.10 | |
| | 178,388.10 | |
| TOTAL ASSETS | | 120,276,434.76 |

Liabilities and Equity

Liabilities:

| | | |
|------------------------------------|---------------|----------------------|
| Accounts Payable | 1,809,642.49 | |
| Accrued Payroll | 8,282,390.44 | |
| Payroll Deductions | 4,923,386.67 | |
| Due to Other Funds | 2,093.45 | |
| Due to Primary Government | - | |
| Customer Deposits Payable | - | |
| Deferred Current Property Taxes | 27,653,103.52 | |
| Deferred Delinquent Property Taxes | 365,134.34 | |
| Other Deferred Revenue | 6,680,106.02 | |
| | 6,680,106.02 | |
| Total Liabilities | | 49,715,856.93 |

Equity:

| | | |
|--|---------------|-----------------------|
| Reserve for Encumbrances - Prior Year | 2,468,097.96 | |
| Nonspendable - Inventory | 178,388.10 | |
| Nonspendable - Prepaid Items | - | |
| Restricted - Educ Coord Schl Hea | 6.44 | |
| Restricted for Instruction - Career Ladder | (1,645.60) | |
| Restricted - Hybrid Ret Stabil | 5,001,930.98 | |
| Committed for Oper. Non-Inst. Serv. - P & L Ins. | 781,000.00 | |
| Committed for Oper. Non-Inst. Serv. - OJI | 702,218.00 | |
| Assigned for Education | 12,896,468.00 | |
| Assigned for Education - TECH | 6,419,971.00 | |
| Assigned for Education - Bus Replacement | 1,609,500.00 | |
| Assigned for Education - Educ Esser | 2,000,000.00 | |
| Undesignated Fund Balance | 38,504,642.95 | |
| | 38,504,642.95 | |
| Total Equity | | 70,560,577.83 |
| TOTAL LIABILITIES AND EQUITY | | 120,276,434.76 |

**General Purpose School Fund
Cash Reconciliation
June 30, 2022**

| | | |
|--------------------------------|----------------------|------------------------------------|
| Cash on Deposit with Trustee | 77,344,384.60 | |
| Plus Receipts for Month | <u>23,636,880.18</u> | |
| Total Available Funds | | 100,981,264.78 |
| Less Cash Disbursements: | | |
| ACH Payments | (643,345.37) | |
| Warrants Issued | (8,272,961.84) | |
| Wire Transfers | (30,819,024.58) | |
| Trustee's Commission | <u>(83,581.84)</u> | |
| Total Cash Disbursements | | (39,818,913.63) |
| Plus Voided Checks | | <u>104,160.11</u> |
| Book Balance | | 61,266,511.26 |
| Plus Outstanding Warrants | | 1,341,941.43 |
| Plus Wire Transfers In-Transit | | 199.00 |
| Plus Wire Transfer Adjustments | | (375.92) |
| Less Deposits In-Transit | | (20.00) |
| Less Adjustments Between Funds | | <u>-</u> |
| | | |
| Trustee's Report Balance | | <u><u>62,608,255.77</u></u> |

CLARKSVILLE-MONTGOMERY CO. SCHOOL SYSTEM

YTD BUDGET REPORT 06/30/2022 REVENUE

| FOR 2022 | | | | | | |
|--|--------------------|---------------|-------------------|--------------------|-------------------|---------|
| ACCOUNTS FOR: 141 GENERAL PURPOSE SCHOOL | | | | | | |
| | ORIGINAL ESTIM REV | ESTIM REV ADJ | REVISED ESTIM REV | ACTUAL YTD REVENUE | REMAINING REVENUE | % COLL |
| 00000 NON CHARGE | | | | | | |
| 40110 CURR PROP TAX | | | | | | |
| -28,002,813.00 | 0.00 | | -28,002,813.00 | -27,920,177.12 | -82,635.88 | 99.7% |
| 40120 TRUSTEE'S COLLECTIONS-PRIO | | | | | | |
| -500,000.00 | 0.00 | | -500,000.00 | -438,143.23 | -61,856.77 | 87.6% |
| 40125 TRUSTEE'S COLLECTIONS-BANK | | | | | | |
| -10,000.00 | 0.00 | | -10,000.00 | -16,947.13 | 6,947.13 | 169.5% |
| 40130 CIRCUIT CLERK | | | | | | |
| -316,245.00 | 0.00 | | -316,245.00 | -222,625.90 | -93,619.10 | 70.4% |
| 40140 INTEREST & PENALTY | | | | | | |
| -200,000.00 | 0.00 | | -200,000.00 | -161,223.01 | -38,776.99 | 80.6% |
| 40162 PYMTS IN LIEU OF TAXES-LOC | | | | | | |
| -577,493.00 | 0.00 | | -577,493.00 | -540,318.06 | -37,174.94 | 93.6% |
| 40210 LOCAL OPTION SALES TAX | | | | | | |
| -69,392,747.00 | -6,000,000.00 | | -75,392,747.00 | -79,430,094.75 | 4,037,347.75 | 105.4% |
| 40240 WHEEL TAX | | | | | | |
| -5,200,000.00 | 0.00 | | -5,200,000.00 | -6,048,820.53 | 848,820.53 | 116.3% |
| 40270 BUSINESS TAX | | | | | | |
| -800,000.00 | 0.00 | | -800,000.00 | -1,203,762.74 | 403,762.74 | 150.5% |
| 40275 MIXED DRINK TAX | | | | | | |
| -400,000.00 | 0.00 | | -400,000.00 | -631,034.30 | 231,034.30 | 157.8% |
| 40320 BANK EXCISE TAX | | | | | | |
| -161,000.00 | 0.00 | | -161,000.00 | -238,367.87 | 77,367.87 | 148.1% |
| 44110 INTEREST EARNED | | | | | | |
| -1,565.00 | 0.00 | | -1,565.00 | -2,378.83 | 813.83 | 152.0% |
| 44146 E-RATE FUNDING | | | | | | |
| 0.00 | -179,154.00 | | -179,154.00 | -157,154.02 | -21,999.98 | 87.7% |
| 44170 MISCELLANEOUS REFUNDS | | | | | | |
| -2,000.00 | 0.00 | | -2,000.00 | -28,611.15 | 26,611.15 | 1430.6% |
| 44530 SALE OF EQUIPMENT | | | | | | |
| -500,000.00 | 0.00 | | -500,000.00 | -434,643.56 | -65,356.44 | 86.9% |
| 44560 DAMAGES RECOVERED FROM IND | | | | | | |
| -3,435.00 | 0.00 | | -3,435.00 | -20,389.24 | 16,954.24 | 593.6% |
| 44570 CONTRIB & GIFTS | | | | | | |
| -26,200.00 | -2,457,377.00 | | -2,483,577.00 | -2,210,687.33 | -272,889.67 | 89.0% |
| 46511 BASIC EDUCATION PROG | | | | | | |
| -195,228,159.00 | -1,196,900.00 | | -196,425,059.00 | -197,231,261.19 | 806,202.19 | 100.4% |
| 46515 EARLY CHILDHOOD EDUCATION | | | | | | |
| -1,840,910.00 | 0.00 | | -1,840,910.00 | -1,840,766.19 | -143.81 | 100.0% |
| 46590 OTHER STATE EDUCATION FUND | | | | | | |
| -1,033,400.00 | -173,475.00 | | -1,206,875.00 | -1,041,643.74 | -165,231.26 | 86.3% |

CLARKSVILLE-MONTGOMERY CO. SCHOOL SYSTEM



YTD BUDGET REPORT 06/30/2022 REVENUE

FOR 2022

ACCOUNTS FOR: 141 GENERAL PURPOSE SCHOOL
 ORIGINAL ESTIM REV ESTIM REV ADJ REVISED ESTIM REV ACTUAL YTD REVENUE REMAINING REVENUE % COLL

| | | | | | | | |
|----------------------------------|----------------|-----------------|-----------------|--------------|--------|--|--|
| 46610 CAREER LADDER PROG | | | | | | | |
| -250,000.00 | 0.00 | -250,000.00 | -246,267.55 | -3,732.45 | 98.5% | | |
| 46820 INCOME TAX | | | | | | | |
| -175,000.00 | 0.00 | -175,000.00 | -139,934.27 | -35,065.73 | 80.0% | | |
| 46981 SAFE SCHOOLS | | | | | | | |
| -420,000.00 | 0.00 | -420,000.00 | -420,000.00 | 0.00 | 100.0% | | |
| 47590 OTHER FEDERAL THROUGH STAT | | | | | | | |
| 0.00 | 0.00 | 0.00 | -18,439.56 | 18,439.56 | 100.0% | | |
| 47630 PUB LAW 874-MAINT & OPERAT | | | | | | | |
| -1,790,633.00 | 0.00 | -1,790,633.00 | -1,178,598.00 | -612,035.00 | 65.8% | | |
| 48130 CONTRIBUTIONS | | | | | | | |
| -321,684.00 | -166,936.00 | -488,620.00 | -493,030.74 | 4,410.74 | 100.9% | | |
| 49300 CAPITAL LEASE PROCEEDS | | | | | | | |
| -1,680,000.00 | -4,497.00 | -1,684,497.00 | -1,684,496.66 | -0.34 | 100.0% | | |
| 49700 INSURANCE RECOVERY | | | | | | | |
| -1,000.00 | -58,435.00 | -59,435.00 | -59,434.40 | -0.60 | 100.0% | | |
| 49800 OPERATING TRANSFERS | | | | | | | |
| -1,118,406.00 | -319,781.00 | -1,438,187.00 | -1,526,174.30 | 87,987.30 | 106.1% | | |
| TOTAL NON CHARGE | | | | | | | |
| -309,952,690.00 | -10,556,555.00 | -320,509,245.00 | -325,585,425.37 | 5,076,180.37 | 101.6% | | |

1000 INSTRUCTION

| | | | | | | | |
|----------------------------------|-------------|-------------|-------------|-----------|--------|--|--|
| 43517 TUITION OTHER - CR RECOVER | | | | | | | |
| -28,000.00 | 0.00 | -28,000.00 | -52,370.00 | 24,370.00 | 187.0% | | |
| 43990 OTHER CHARGES FOR SERVICES | | | | | | | |
| 0.00 | -5,854.00 | -5,854.00 | -5,951.16 | 97.16 | 101.7% | | |
| 47143 EDUCATION OF THE HANDICAPP | | | | | | | |
| 0.00 | -913,220.00 | -913,220.00 | -913,219.40 | -0.60 | 100.0% | | |
| TOTAL INSTRUCTION | | | | | | | |
| -28,000.00 | -919,074.00 | -947,074.00 | -971,540.56 | 24,466.56 | 102.6% | | |

1000 SUPPORT SERVICES

| | | | | | | | |
|----------------------------------|------|------------|------------|----------|--------|--|--|
| 43365 ARCHIVES & RECORDS MANAGE. | | | | | | | |
| -7,800.00 | 0.00 | -7,800.00 | -8,396.00 | 596.00 | 107.6% | | |
| 43551 SCHOOL BASED HEALTH PROGRA | | | | | | | |
| -62,900.00 | 0.00 | -62,900.00 | -72,581.70 | 9,681.70 | 115.4% | | |

CLARKSVILLE-MONTGOMERY CO. SCHOOL SYSTEM



YTD BUDGET REPORT 06/30/2022 REVENUE

| FOR 2022 | | | | | | |
|---|--------------------|---------------|-------------------|--------------------|-------------------|-----------|
| ACCOUNTS FOR: 41 GENERAL PURPOSE SCHOOL | | | | | | |
| | ORIGINAL ESTIM REV | ESTIM REV ADJ | REVISED ESTIM REV | ACTUAL YTD REVENUE | REMAINING REVENUE | % COLLECT |
| 43583 TBI CRIMINAL BACKGROUND FE | | | | | | |
| -36,300.00 | 0.00 | | -36,300.00 | -38,920.12 | 2,620.12 | 107.2% |
| 43990 OTHER CHARGES FOR SERVICES | | | | | | |
| -630,000.00 | 197,995.00 | | -432,005.00 | -428,167.25 | -3,837.75 | 99.1% |
| 44120 LEASE/RENTALS | | | | | | |
| -76,455.00 | 0.00 | | -76,455.00 | -31,849.04 | -44,605.96 | 41.7% |
| 44145 SALE OF RECYCLED MATERIALS | | | | | | |
| 0.00 | 0.00 | | 0.00 | -11,466.50 | 11,466.50 | 100.0% |
| 44170 MISCELLANEOUS REFUNDS | | | | | | |
| -50,000.00 | 0.00 | | -50,000.00 | -32,970.40 | -17,029.60 | 65.9% |
| 44560 DAMAGES RECOVERED FROM IND | | | | | | |
| 0.00 | 0.00 | | 0.00 | -554,503.98 | 554,503.98 | 100.0% |
| 44990 OTHER LOCAL REVENUE | | | | | | |
| -20,000.00 | 0.00 | | -20,000.00 | -11,170.87 | -8,829.13 | 55.9% |
| 47640 ROTC REIMBURSEMENT | | | | | | |
| -700,107.00 | 0.00 | | -700,107.00 | -626,648.42 | -73,458.58 | 89.5% |
| 48140 ADULT LITERACY | | | | | | |
| -31,494.00 | 0.00 | | -31,494.00 | -26,947.88 | -4,546.12 | 85.6% |
| 48990 OTHER GOV AND CITZ GROUPS | | | | | | |
| 0.00 | -64,999.00 | | -64,999.00 | -55,000.00 | -9,999.00 | 84.6% |
| TOTAL SUPPORT SERVICES | | | | | | |
| -1,615,056.00 | 132,996.00 | | -1,482,060.00 | -1,898,622.16 | 416,562.16 | 128.1% |
| TOTAL GENERAL PURPOSE SCHOOL | | | | | | |
| -311,595,746.00 | -11,342,633.00 | | -322,938,379.00 | -328,455,588.09 | 5,517,209.09 | 101.7% |

CLARKSVILLE-MONTGOMERY CO. SCHOOL SYSTEM



YTD BUDGET REPORT 06/30/2022 EXPENSES

FOR 2022-23

ACCOUNTS FOR: 141 GENERAL PURPOSE SCHOOL
 ORIGINAL APPROP. TRANS/ADJSTMS REVISED BUDGET YTD EXPENDED ENCUMBRANCES AVAILABLE BUDGET % USED

74100 REGULAR INSTRUCTION PROGRAM

| | | | | | | | |
|-----------------------------------|------------|----------------|---------------|------|--------------|--------|--|
| 511600 TEACHERS | | | | | | | |
| 101,400,052.00 | 0.00 | 101,400,052.00 | 94,945,914.81 | 0.00 | 6,454,137.19 | 93.6% | |
| 511700 CAREER LADDER PROGRAM | | | | | | | |
| 116,500.00 | 0.00 | 116,500.00 | 116,245.53 | 0.00 | 254.47 | 99.8% | |
| 512800 HOMEBOUND TEACHERS | | | | | | | |
| 231,823.00 | 0.00 | 231,823.00 | 202,273.40 | 0.00 | 29,549.60 | 87.3% | |
| 514000 SALARY SUPPLEMENTS | | | | | | | |
| 753,000.00 | -54,196.00 | 698,804.00 | 345,894.50 | 0.00 | 352,909.50 | 49.5% | |
| 516300 EDUCATIONAL ASSISTANTS | | | | | | | |
| 4,972,942.00 | 0.00 | 4,972,942.00 | 4,256,303.73 | 0.00 | 716,638.27 | 85.6% | |
| 518700 OVERTIME PAY | | | | | | | |
| 0.00 | 600.00 | 600.00 | 312.47 | 0.00 | 287.53 | 52.1% | |
| 518900 OTHER SALARIES & WAGES | | | | | | | |
| 75,000.00 | 0.00 | 75,000.00 | 1,085.65 | 0.00 | 73,914.35 | 1.4% | |
| 519500 SUBSTITUTE TEACHERS CERTIF | | | | | | | |
| 924,339.00 | 21,444.00 | 945,783.00 | 380,300.98 | 0.00 | 565,482.02 | 40.2% | |
| 519800 SUB TEACHERS NON-CERTIFIED | | | | | | | |
| 908,880.00 | 53,556.00 | 962,436.00 | 835,611.69 | 0.00 | 126,824.31 | 86.8% | |
| 520100 SOCIAL SECURITY | | | | | | | |
| 6,781,717.00 | 24,800.00 | 6,806,517.00 | 6,002,359.09 | 0.00 | 804,157.91 | 88.2% | |
| 520400 STATE RETIREMENT | | | | | | | |
| 9,527,683.00 | 41,200.00 | 9,568,883.00 | 8,716,978.86 | 0.00 | 851,904.14 | 91.1% | |
| 520600 LIFE INSURANCE | | | | | | | |
| 87,417.00 | 0.00 | 87,417.00 | 79,216.48 | 0.00 | 8,200.52 | 90.6% | |
| 520700 MEDICAL INSURANCE | | | | | | | |
| 18,731,459.00 | 0.00 | 18,731,459.00 | 18,137,426.75 | 0.00 | 594,032.25 | 96.8% | |
| 521200 EMPLOYER MEDICARE | | | | | | | |
| 1,586,049.00 | 5,800.00 | 1,591,849.00 | 1,405,746.36 | 0.00 | 186,102.64 | 88.3% | |
| 521700 RETIREMENT-HYBRID STABILIZ | | | | | | | |
| 960,713.00 | 0.00 | 960,713.00 | 903,801.61 | 0.00 | 56,911.39 | 94.1% | |
| 533600 MAINT/REPAIR SRVCS- EQUIP | | | | | | | |
| 12,600.00 | 0.00 | 12,600.00 | 12,600.00 | 0.00 | 0.00 | 100.0% | |
| 535500 TRAVEL | | | | | | | |
| 20,100.00 | 0.00 | 20,100.00 | 6,047.53 | 0.00 | 14,052.47 | 30.1% | |
| 535600 TUITION | | | | | | | |
| 335,000.00 | 0.00 | 335,000.00 | 292,765.65 | 0.00 | 42,234.35 | 87.4% | |
| 539900 OTHER CONTRACTED SERVICES | | | | | | | |
| 1,899,747.00 | 53,196.00 | 1,952,943.00 | 1,789,854.88 | 0.00 | 163,088.12 | 91.6% | |
| 540600 BASIC SKILLS MATERIALS | | | | | | | |
| 44,189.00 | 1,082.00 | 45,271.00 | 40,662.00 | 0.00 | 4,609.00 | 89.8% | |

CLARKSVILLE-MONTGOMERY CO. SCHOOL SYSTEM



YTD BUDGET REPORT 06/30/2022 EXPENSES

FOR 2022-23

ACCOUNTS FOR: 141 GENERAL PURPOSE SCHOOL

| ORIGINAL APPROP | TRANSFRS/ADJSTMS | REVISED BUDGET | YTD EXPENDED | ENCUMBRANCES | AVAILABLE BUDGET | % USED |
|---------------------------------------|---------------------|-----------------------|-----------------------|--------------|----------------------|--------------|
| 542900 INSTRUCTIONAL SUPP & MATER | 283,556.00 | 2,404,075.00 | 2,249,057.37 | 0.00 | 155,017.63 | 93.6% |
| 2,120,519.00 | | | | | | |
| 543000 TEXTBOOKS - ELECTRONIC | 0.00 | 1,525,000.00 | 1,497,919.75 | 0.00 | 27,080.25 | 98.2% |
| 1,525,000.00 | | | | | | |
| 544900 TEXTBOOKS - BOUND | 0.00 | 2,600,000.00 | 895,073.00 | 0.00 | 1,704,927.00 | 34.4% |
| 2,600,000.00 | | | | | | |
| 553500 FEE WAIVERS | -222,132.00 | 66,954.00 | 40,389.82 | 0.00 | 26,564.18 | 60.3% |
| 289,086.00 | | | | | | |
| 559900 OTHER CHARGES | 1,000.00 | 1,000.00 | 0.00 | 0.00 | 1,000.00 | .0% |
| 0.00 | | | | | | |
| 572200 REGULAR INSTRUCTION EQUIPM | 4,154,497.00 | 4,218,197.00 | 4,186,722.41 | 0.00 | 31,474.59 | 99.3% |
| 63,700.00 | | | | | | |
| TOTAL REGULAR INSTRUCTION PROG | 4,364,403.00 | 160,331,918.00 | 147,340,564.32 | 0.00 | 12,991,353.68 | 91.9% |
| 155,967,515.00 | | | | | | |

ALTERNATIVE INSTRUCTION

| | | | | | | |
|-----------------------------------|----------|------------|------------|------|-----------|--------|
| 511600 TEACHERS | 0.00 | 852,106.00 | 814,393.29 | 0.00 | 37,712.71 | 95.6% |
| 852,106.00 | | | | | | |
| 511700 CAREER LADDER PROGRAM | 0.00 | 1,000.00 | 999.96 | 0.00 | 0.04 | 100.0% |
| 1,000.00 | | | | | | |
| 516300 EDUCATIONAL ASSISTANTS | 1,709.00 | 66,415.00 | 58,853.12 | 0.00 | 7,561.88 | 88.6% |
| 64,706.00 | | | | | | |
| 518900 OTHER SALARIES & WAGES | 3,328.00 | 27,494.00 | 24,323.15 | 0.00 | 3,170.85 | 88.5% |
| 24,166.00 | | | | | | |
| 519500 SUBSTITUTE TEACHERS CERTIF | 0.00 | 1,000.00 | 0.00 | 0.00 | 1,000.00 | .0% |
| 1,000.00 | | | | | | |
| 519800 SUB TEACHERS NON-CERTIFIED | 0.00 | 1,000.00 | 0.00 | 0.00 | 1,000.00 | .0% |
| 1,000.00 | | | | | | |
| 520100 SOCIAL SECURITY | 0.00 | 58,526.00 | 53,086.15 | 0.00 | 5,439.85 | 90.7% |
| 58,526.00 | | | | | | |
| 520400 STATE RETIREMENT | 0.00 | 78,884.00 | 77,565.87 | 0.00 | 1,318.13 | 98.3% |
| 78,884.00 | | | | | | |
| 520600 LIFE INSURANCE | 0.00 | 713.00 | 667.66 | 0.00 | 45.34 | 93.6% |
| 713.00 | | | | | | |
| 520700 MEDICAL INSURANCE | 0.00 | 195,153.00 | 170,429.87 | 0.00 | 24,723.13 | 87.3% |
| 195,153.00 | | | | | | |
| 521200 EMPLOYER MEDICARE | 0.00 | 13,688.00 | 12,415.29 | 0.00 | 1,272.71 | 90.7% |
| 13,688.00 | | | | | | |
| 521700 RETIREMENT-HYBRID STABILIZ | 0.00 | 10,957.00 | 9,001.11 | 0.00 | 1,955.89 | 82.1% |
| 10,957.00 | | | | | | |

CLARKSVILLE-MONTGOMERY CO. SCHOOL SYSTEM



YTD BUDGET REPORT 06/30/2022 EXPENSES

FOR 2022

ACCOUNTS FOR: 141 GENERAL PURPOSE SCHOOL ORIGINAL APPROP TRANSFERS/ADJSTMS REVISED BUDGET YTD EXPENDED ENCUMBRANCES AVAILABLE BUDGET % USED

| | | | | | | | |
|-----------------------------------|--------------|----------|--------------|--------------|------|-----------|-------|
| 535100 RENTALS | 4,600.00 | 0.00 | 4,600.00 | 954.24 | 0.00 | 3,645.76 | 20.7% |
| 542900 INSTRUCTIONAL SUPP & MATER | 3,000.00 | 0.00 | 3,000.00 | 2,985.92 | 0.00 | 14.08 | 99.5% |
| TOTAL ALTERNATIVE INSTRUCTION | 1,309,499.00 | 5,037.00 | 1,314,536.00 | 1,225,675.63 | 0.00 | 88,860.37 | 93.2% |

200 SPECIAL EDUCATION PROGRAM

| | | | | | | | |
|-----------------------------------|---------------|-------------|---------------|---------------|------|--------------|--------|
| 511600 TEACHERS | 18,127,926.00 | -383,860.00 | 17,744,066.00 | 15,315,394.53 | 0.00 | 2,428,671.47 | 86.3% |
| 511700 CAREER LADDER PROGRAM | 26,600.00 | 1,837.00 | 28,437.00 | 28,432.22 | 0.00 | 4.78 | 100.0% |
| 512800 HOMEBOUND TEACHERS | 196,697.00 | 1,233.00 | 197,930.00 | 196,680.13 | 0.00 | 1,249.87 | 99.4% |
| 516300 EDUCATIONAL ASSISTANTS | 6,973,973.00 | -3,009.00 | 6,970,964.00 | 6,170,427.33 | 0.00 | 800,536.67 | 88.5% |
| 516800 TEMPORARY PERSONNEL | 756,510.00 | 0.00 | 756,510.00 | 205,525.13 | 0.00 | 550,984.87 | 27.2% |
| 517100 SPEECH THERAPISTS | 2,262,995.00 | 0.00 | 2,262,995.00 | 1,838,635.91 | 0.00 | 424,359.09 | 81.2% |
| 518700 OVERTIME PAY | 0.00 | 500.00 | 500.00 | -211.16 | 0.00 | 711.16 | -42.2% |
| 519500 SUBSTITUTE TEACHERS CERTIF | 167,280.00 | 4,208.00 | 171,488.00 | 77,542.15 | 0.00 | 93,945.85 | 45.2% |
| 519800 SUB TEACHERS NON-CERTIFIED | 296,490.00 | 4,207.00 | 300,697.00 | 147,889.03 | 0.00 | 152,807.97 | 49.2% |
| 520100 SOCIAL SECURITY | 1,786,123.00 | -26,341.00 | 1,759,782.00 | 1,411,909.04 | 0.00 | 347,872.96 | 80.2% |
| 520400 STATE RETIREMENT | 2,489,174.00 | -17,766.00 | 2,471,408.00 | 2,077,959.44 | 0.00 | 393,448.56 | 84.1% |
| 520600 LIFE INSURANCE | 26,885.00 | -216.00 | 26,669.00 | 21,952.64 | 0.00 | 4,716.36 | 82.3% |
| 520700 MEDICAL INSURANCE | 5,064,909.00 | 0.00 | 5,064,909.00 | 4,506,610.97 | 0.00 | 558,298.03 | 89.0% |
| 521200 EMPLOYER MEDICARE | 417,723.00 | -2,488.00 | 415,235.00 | 331,606.46 | 0.00 | 83,628.54 | 79.9% |
| 521700 RETIREMENT-HYBRID STABILIZ | 271,735.00 | 1,223.00 | 272,958.00 | 243,903.28 | 0.00 | 29,054.72 | 89.4% |
| 531200 CONTRACTS W/ PRIVATE AGENC | 150,000.00 | 0.00 | 150,000.00 | 116,063.84 | 0.00 | 33,936.16 | 77.4% |

CLARKSVILLE-MONTGOMERY CO. SCHOOL SYSTEM



YTD BUDGET REPORT 06/30/2022 EXPENSES

FOR 2022-23

ACCOUNTS FOR: 141 GENERAL PURPOSE SCHOOL
 ORIGINAL APPROP. TRANSFRS/ADJSTMS REVISED BUDGET YTD EXPENDED ENCUMBRANCES AVAILABLE BUDGET % USED

| | | | | | | | |
|-----------------------------------|---------------|------------|---------------|---------------|------|--------------|-------|
| 535500 TRAVEL | 7,000.00 | 2,500.00 | 9,500.00 | 7,982.13 | 0.00 | 1,517.87 | 84.0% |
| 539900 OTHER CONTRACTED SERVICES | 250,000.00 | 957,250.00 | 1,207,250.00 | 862,141.43 | 0.00 | 345,108.57 | 71.4% |
| 542900 INSTRUCTIONAL SUPP & MATER | 143,941.00 | 145,000.00 | 288,941.00 | 161,262.76 | 0.00 | 127,678.24 | 55.8% |
| 552400 IN SERVICE/STAFF DEVELOPME | 0.00 | 3,000.00 | 3,000.00 | 597.00 | 0.00 | 2,403.00 | 19.9% |
| 572500 SPECIAL EDUCATION EQUIPMEN | 10,000.00 | 14,400.00 | 24,400.00 | 20,803.42 | 0.00 | 3,596.58 | 85.3% |
| TOTAL SPECIAL EDUCATION PROGRA | 39,425,961.00 | 701,678.00 | 40,127,639.00 | 33,743,107.68 | 0.00 | 6,384,531.32 | 84.1% |

14300 VOCATIONAL EDUCATION PROGRAM

| | | | | | | | |
|-----------------------------------|--------------|--------|--------------|--------------|------|------------|--------|
| 511600 TEACHERS | 4,401,631.00 | 0.00 | 4,401,631.00 | 4,252,392.39 | 0.00 | 149,238.61 | 96.6% |
| 511700 CAREER LADDER PROGRAM | 5,000.00 | 0.00 | 5,000.00 | 4,999.80 | 0.00 | 0.20 | 100.0% |
| 514000 SALARY SUPPLEMENTS | 47,614.00 | 375.00 | 47,989.00 | 46,879.28 | 0.00 | 1,109.72 | 97.7% |
| 519500 SUBSTITUTE TEACHERS CERTIF | 38,070.00 | 0.00 | 38,070.00 | 13,463.17 | 0.00 | 24,606.83 | 35.4% |
| 519800 SUB TEACHERS NON-CERTIFIED | 57,105.00 | 0.00 | 57,105.00 | 36,953.33 | 0.00 | 20,151.67 | 64.7% |
| 520100 SOCIAL SECURITY | 282,064.00 | 0.00 | 282,064.00 | 257,800.71 | 0.00 | 24,263.29 | 91.4% |
| 520400 STATE RETIREMENT | 387,485.00 | 0.00 | 387,485.00 | 371,197.13 | 0.00 | 16,287.87 | 95.8% |
| 520600 LIFE INSURANCE | 3,192.00 | 0.00 | 3,192.00 | 3,009.28 | 0.00 | 182.72 | 94.3% |
| 520700 MEDICAL INSURANCE | 768,823.00 | 0.00 | 768,823.00 | 753,170.12 | 0.00 | 15,652.88 | 98.0% |
| 521200 EMPLOYER MEDICARE | 65,967.00 | 0.00 | 65,967.00 | 60,348.41 | 0.00 | 5,618.59 | 91.5% |
| 521700 RETIREMENT-HYBRID STABILIZ | 43,044.00 | 0.00 | 43,044.00 | 40,210.78 | 0.00 | 2,833.22 | 93.4% |
| 533600 MAINT/REPAIR SRVCS- EQUIP | 2,000.00 | 0.00 | 2,000.00 | 562.34 | 0.00 | 1,437.66 | 28.1% |
| 535500 TRAVEL | 4,500.00 | 0.00 | 4,500.00 | 1,724.46 | 0.00 | 2,775.54 | 38.3% |

CLARKSVILLE-MONTGOMERY CO. SCHOOL SYSTEM



YTD BUDGET REPORT 06/30/2022 EXPENSES

FOR 2022-23

ACCOUNTS FOR: 141 GENERAL PURPOSE SCHOOL

| ACCOUNTS FOR: 141 GENERAL PURPOSE SCHOOL | ORIGINAL APPROP. | TRANSFRS/ADJSTMS | REVISED BUDGET | YTD. EXPENDED. | ENCUMBRANCES | AVAILABLE BUDGET | % USED |
|--|------------------|------------------|----------------|----------------|--------------|------------------|--------|
| 542900 INSTRUCTIONAL SUPP & MATER | | | | | | | |
| 230,000.00 | 20,000.00 | | 250,000.00 | 224,027.76 | 0.00 | 25,972.24 | 89.6% |
| 544800 T&I CONSTRUCTION MATERIALS | | | | | | | |
| 270,000.00 | 0.00 | | 270,000.00 | 225,000.00 | 0.00 | 45,000.00 | 83.3% |
| 573000 VOCATIONAL INSTRUCTION EQU | | | | | | | |
| 140,000.00 | -20,000.00 | | 120,000.00 | 118,811.37 | 0.00 | 1,188.63 | 99.0% |
| TOTAL VOCATIONAL EDUCATION PRO | | 375.00 | 6,746,870.00 | 6,410,550.33 | 0.00 | 336,319.67 | 95.0% |
| 6,746,495.00 | | | | | | | |

ATTENDANCE

| | | | | | | | |
|-----------------------------------|----------|----------|------------|------------|------|-----------|--------|
| 510500 SUPERVISOR/DIRECTOR | | | | | | | |
| 207,228.00 | 0.00 | | 207,228.00 | 206,229.21 | 0.00 | 998.79 | 99.5% |
| 511700 CAREER LADDER PROGRAM | | | | | | | |
| 6,000.00 | 0.00 | | 6,000.00 | 4,999.92 | 0.00 | 1,000.08 | 83.3% |
| 513400 PUPIL PERSONNEL | | | | | | | |
| 483,890.00 | 0.00 | | 483,890.00 | 462,882.88 | 0.00 | 21,007.12 | 95.7% |
| 516100 SECRETARY(S) | | | | | | | |
| 31,300.00 | 3,082.00 | | 34,382.00 | 34,315.20 | 0.00 | 66.80 | 99.8% |
| 520100 SOCIAL SECURITY | | | | | | | |
| 45,162.00 | 0.00 | | 45,162.00 | 42,594.10 | 0.00 | 2,567.90 | 94.3% |
| 520400 STATE RETIREMENT | | | | | | | |
| 73,999.00 | 0.00 | | 73,999.00 | 71,288.15 | 0.00 | 2,710.85 | 96.3% |
| 520600 LIFE INSURANCE | | | | | | | |
| 420.00 | 0.00 | | 420.00 | 419.25 | 0.00 | 0.75 | 99.8% |
| 520700 MEDICAL INSURANCE | | | | | | | |
| 100,456.00 | 0.00 | | 100,456.00 | 89,149.75 | 0.00 | 11,306.25 | 88.7% |
| 521200 EMPLOYER MEDICARE | | | | | | | |
| 10,562.00 | 0.00 | | 10,562.00 | 9,961.50 | 0.00 | 600.50 | 94.3% |
| 521700 RETIREMENT-HYBRID STABILIZ | | | | | | | |
| 623.00 | 0.00 | | 623.00 | 377.92 | 0.00 | 245.08 | 60.7% |
| 532000 DUES AND MEMBERSHIPS | | | | | | | |
| 360.00 | 0.00 | | 360.00 | 209.76 | 0.00 | 150.24 | 58.3% |
| 535500 TRAVEL | | | | | | | |
| 7,000.00 | 0.00 | | 7,000.00 | 4,504.46 | 0.00 | 2,495.54 | 64.3% |
| 543500 OFFICE SUPPLIES | | | | | | | |
| 6,000.00 | 0.00 | | 6,000.00 | 5,927.48 | 0.00 | 72.52 | 98.8% |
| 549900 OTHER SUPPLIES AND MATERIA | | | | | | | |
| 5,500.00 | 0.00 | | 5,500.00 | 5,500.00 | 0.00 | 0.00 | 100.0% |
| 552400 IN SERVICE/STAFF DEVELOPME | | | | | | | |
| 7,000.00 | 0.00 | | 7,000.00 | 1,146.63 | 0.00 | 5,853.37 | 16.4% |
| TOTAL ATTENDANCE | | 3,082.00 | 988,582.00 | 939,506.21 | 0.00 | 49,075.79 | 95.0% |
| 985,500.00 | | | | | | | |

CLARKSVILLE-MONTGOMERY CO. SCHOOL SYSTEM



YTD BUDGET REPORT 06/30/2022 EXPENSES

FORM 202213

ACCOUNTS FOR: 141 GENERAL PURPOSE SCHOOL
 ORIGINAL APPROP. TRANSFRS/ADJSTMS. REVISED BUDGET YTD EXPENDED ENCUMBRANCES AVAILABLE BUDGET % USED

7210 HEALTH SERVICES

| | | | | | | | |
|-----------------------------------|-----------|--------------|--------------|------|------------|--------|--|
| 510500 SUPERVISOR/DIRECTOR | | | | | | | |
| 57,505.00 | 0.00 | 57,505.00 | 49,921.63 | 0.00 | 7,583.37 | 86.8% | |
| 513100 MEDICAL PERSONNEL | | | | | | | |
| 1,483,477.00 | 0.00 | 1,483,477.00 | 1,306,836.71 | 0.00 | 176,640.29 | 88.1% | |
| 516800 TEMPORARY PERSONNEL | | | | | | | |
| 107,000.00 | 0.00 | 107,000.00 | 33,916.43 | 0.00 | 73,083.57 | 31.7% | |
| 518700 OVERTIME PAY | | | | | | | |
| 200.00 | 1,400.00 | 1,600.00 | 1,002.52 | 0.00 | 597.48 | 62.7% | |
| 520100 SOCIAL SECURITY | | | | | | | |
| 102,187.00 | 0.00 | 102,187.00 | 82,326.28 | 0.00 | 19,860.72 | 80.6% | |
| 520400 STATE RETIREMENT | | | | | | | |
| 152,083.00 | 0.00 | 152,083.00 | 124,321.66 | 0.00 | 27,761.34 | 81.7% | |
| 520600 LIFE INSURANCE | | | | | | | |
| 1,448.00 | 0.00 | 1,448.00 | 1,247.94 | 0.00 | 200.06 | 86.2% | |
| 520700 MEDICAL INSURANCE | | | | | | | |
| 366,850.00 | 0.00 | 366,850.00 | 346,461.12 | 0.00 | 20,388.88 | 94.4% | |
| 521200 EMPLOYER MEDICARE | | | | | | | |
| 23,899.00 | 0.00 | 23,899.00 | 19,253.71 | 0.00 | 4,645.29 | 80.6% | |
| 521700 RETIREMENT-HYBRID STABILIZ | | | | | | | |
| 16,418.00 | 1,000.00 | 17,418.00 | 18,375.62 | 0.00 | -957.62 | 105.5% | |
| 539900 OTHER CONTRACTED SERVICES | | | | | | | |
| 1,500.00 | 0.00 | 1,500.00 | 1,275.00 | 0.00 | 225.00 | 85.0% | |
| 549900 OTHER SUPPLIES AND MATERIA | | | | | | | |
| 33,795.00 | 0.00 | 33,795.00 | 30,675.35 | 0.00 | 3,119.65 | 90.8% | |
| 559900 OTHER CHARGES | | | | | | | |
| 4,743.00 | -4,743.00 | 0.00 | 0.00 | 0.00 | 0.00 | .0% | |
| 573500 HEALTH EQUIPMENT | | | | | | | |
| 29,150.00 | 3,743.00 | 32,893.00 | 33,799.19 | 0.00 | -906.19 | 102.8% | |
| TOTAL HEALTH SERVICES | | | | | | | |
| 2,380,255.00 | 1,400.00 | 2,381,655.00 | 2,049,413.16 | 0.00 | 332,241.84 | 86.0% | |

7210 OTHER STUDENT SUPPORT

| | | | | | | |
|------------------------------|------|--------------|--------------|------|------------|--------|
| 511700 CAREER LADDER PROGRAM | | | | | | |
| 7,000.00 | 0.00 | 7,000.00 | 6,999.84 | 0.00 | 0.16 | 100.0% |
| 512300 GUIDANCE PERSONNEL | | | | | | |
| 5,441,585.00 | 0.00 | 5,441,585.00 | 5,168,974.59 | 0.00 | 272,610.41 | 95.0% |

CLARKSVILLE-MONTGOMERY CO. SCHOOL SYSTEM



YTD BUDGET REPORT 06/30/2022 EXPENSES

| FOR 2022 | | | | | | | |
|--|-----------------|------------------|----------------|--------------|--------------|------------------|--------|
| ACCOUNTS FOR: 141 GENERAL PURPOSE SCHOOL | | | | | | | |
| | ORIGINAL APPROP | TRANSFRS/ADJSTMS | REVISED BUDGET | YTD EXPENDED | ENCUMBRANCES | AVAILABLE BUDGET | % USED |
| 512400 PSYCHOLOGICAL PERSONNEL | | | | | | | |
| 170,316.00 | 1,825.00 | | 172,141.00 | 171,502.73 | 0.00 | 638.27 | 99.6% |
| 513000 SOCIAL WORKERS | | | | | | | |
| 263,289.00 | -58,432.00 | | 204,857.00 | 150,384.04 | 0.00 | 54,472.96 | 73.4% |
| 514000 SALARY SUPPLEMENTS | | | | | | | |
| 1,639,223.00 | 15,400.00 | | 1,654,623.00 | 1,578,733.26 | 0.00 | 75,889.74 | 95.4% |
| 516200 CLERICAL PERSONNEL | | | | | | | |
| 519,316.00 | 46,427.00 | | 565,743.00 | 511,736.23 | 0.00 | 54,006.77 | 90.5% |
| 516300 EDUCATIONAL ASSISTANTS | | | | | | | |
| 225,989.00 | 0.00 | | 225,989.00 | 175,734.84 | 0.00 | 50,254.16 | 77.8% |
| 518700 OVERTIME PAY | | | | | | | |
| 1,292.00 | 0.00 | | 1,292.00 | -563.44 | 0.00 | 1,855.44 | -43.6% |
| 518900 OTHER SALARIES & WAGES | | | | | | | |
| 445,990.00 | 241,667.00 | | 687,657.00 | 667,099.65 | 0.00 | 20,557.35 | 97.0% |
| 520100 SOCIAL SECURITY | | | | | | | |
| 540,266.00 | 13,162.00 | | 553,428.00 | 500,375.60 | 0.00 | 53,052.40 | 90.4% |
| 520400 STATE RETIREMENT | | | | | | | |
| 817,297.00 | -4,468.00 | | 812,829.00 | 730,880.90 | 0.00 | 81,948.10 | 89.9% |
| 520600 LIFE INSURANCE | | | | | | | |
| 7,937.00 | 319.00 | | 8,256.00 | 5,377.51 | 0.00 | 2,878.49 | 65.1% |
| 520700 MEDICAL INSURANCE | | | | | | | |
| 1,233,286.00 | 96,006.00 | | 1,329,292.00 | 1,300,826.04 | 0.00 | 28,465.96 | 97.9% |
| 521200 EMPLOYER MEDICARE | | | | | | | |
| 126,354.00 | -588.00 | | 125,766.00 | 117,218.49 | 0.00 | 8,547.51 | 93.2% |
| 521700 RETIREMENT-HYBRID STABILIZ | | | | | | | |
| 57,039.00 | 2,223.00 | | 59,262.00 | 70,773.50 | 0.00 | -11,511.50 | 119.4% |
| 531600 CONTRIBUTIONS | | | | | | | |
| 0.00 | 109,973.00 | | 109,973.00 | 101,706.42 | 0.00 | 8,266.58 | 92.5% |
| 532000 DUES AND MEMBERSHIPS | | | | | | | |
| 255.00 | 0.00 | | 255.00 | 0.00 | 0.00 | 255.00 | .0% |
| 532200 EVALUATION AND TESTING | | | | | | | |
| 363,500.00 | 0.00 | | 363,500.00 | 281,398.00 | 0.00 | 82,102.00 | 77.4% |
| 539900 OTHER CONTRACTED SERVICES | | | | | | | |
| 136,488.00 | 0.00 | | 136,488.00 | 97,955.80 | 0.00 | 38,532.20 | 71.8% |
| 542900 INSTRUCTIONAL SUPP & MATER | | | | | | | |
| 1,200.00 | 0.00 | | 1,200.00 | 1,200.00 | 0.00 | 0.00 | 100.0% |
| 543500 OFFICE SUPPLIES | | | | | | | |
| 2,000.00 | 0.00 | | 2,000.00 | 1,719.74 | 0.00 | 280.26 | 86.0% |
| 549900 OTHER SUPPLIES AND MATERIA | | | | | | | |
| 3,000.00 | 39,338.00 | | 42,338.00 | 39,449.80 | 0.00 | 2,888.20 | 93.2% |
| 552400 IN SERVICE/STAFF DEVELOPME | | | | | | | |
| 10,000.00 | 0.00 | | 10,000.00 | 3,749.72 | 0.00 | 6,250.28 | 37.5% |
| 559900 OTHER CHARGES | | | | | | | |
| 1,350.00 | 0.00 | | 1,350.00 | 1,135.20 | 0.00 | 214.80 | 84.1% |

CLARKSVILLE-MONTGOMERY CO. SCHOOL SYSTEM



YTD BUDGET REPORT 06/30/2022 EXPENSES

| FOR 2022 | | | | | | | |
|--|-----------------|------------------|----------------|---------------|--------------|------------------|--------|
| ACCOUNTS FOR: 141 GENERAL PURPOSE SCHOOL | | | | | | | |
| | ORIGINAL APPROP | TRANSFRS/ADJSTMS | REVISED BUDGET | YTD EXPENDED | ENCUMBRANCES | AVAILABLE BUDGET | % USED |
| 579000 OTHER EQUIPMENT | 0.00 | 16,283.00 | 16,283.00 | 16,282.80 | 0.00 | 0.20 | 100.0% |
| TOTAL OTHER STUDENT SUPPORT | 12,013,972.00 | 519,135.00 | 12,533,107.00 | 11,700,651.26 | 0.00 | 832,455.74 | 93.4% |
| REGULAR INSTRUCTION SUPPORT | | | | | | | |
| 510500 SUPERVISOR/DIRECTOR | 1,760,773.00 | 33,301.00 | 1,794,074.00 | 1,789,949.46 | 0.00 | 4,124.54 | 99.8% |
| 511700 CAREER LADDER PROGRAM | 27,500.00 | 0.00 | 27,500.00 | 27,498.96 | 0.00 | 1.04 | 100.0% |
| 512900 LIBRARIANS | 2,768,178.00 | 0.00 | 2,768,178.00 | 2,724,412.22 | 0.00 | 43,765.78 | 98.4% |
| 513800 INSTRUCTIONAL COMPUTER PER | 2,871,351.00 | 40,869.00 | 2,912,220.00 | 2,863,030.33 | 0.00 | 49,189.67 | 98.3% |
| 514000 SALARY SUPPLEMENTS | 929,553.00 | 75,222.00 | 1,004,775.00 | 663,705.00 | 0.00 | 341,070.00 | 66.1% |
| 516100 SECRETARY(S) | 128,586.00 | 4,883.00 | 133,469.00 | 133,452.94 | 0.00 | 16.06 | 100.0% |
| 516200 CLERICAL PERSONNEL | 68,719.00 | 8,096.00 | 76,815.00 | 78,680.01 | 0.00 | -1,865.01 | 102.4% |
| 516300 EDUCATIONAL ASSISTANTS | 999,760.00 | 0.00 | 999,760.00 | 954,140.39 | 0.00 | 45,619.61 | 95.4% |
| 518700 OVERTIME PAY | 500.00 | 0.00 | 500.00 | -90.73 | 0.00 | 590.73 | -18.1% |
| 518900 OTHER SALARIES & WAGES | 2,454,051.00 | -41,487.00 | 2,412,564.00 | 2,343,401.74 | 0.00 | 69,162.26 | 97.1% |
| 519600 IN-SERVICE TRAINING | 15,955.00 | 0.00 | 15,955.00 | 7,000.00 | 0.00 | 8,955.00 | 43.9% |
| 520100 SOCIAL SECURITY | 745,548.00 | 10,757.00 | 756,305.00 | 687,844.80 | 0.00 | 68,460.20 | 90.9% |
| 520400 STATE RETIREMENT | 1,231,789.00 | 13,807.00 | 1,245,596.00 | 1,167,051.57 | 0.00 | 78,544.43 | 93.7% |
| 520600 LIFE INSURANCE | 7,447.00 | 1.00 | 7,448.00 | 7,055.27 | 0.00 | 392.73 | 94.7% |
| 520700 MEDICAL INSURANCE | 1,847,103.00 | 11,388.00 | 1,858,491.00 | 1,745,681.59 | 0.00 | 112,809.41 | 93.9% |
| 521200 EMPLOYER MEDICARE | 174,359.00 | 3,431.00 | 177,790.00 | 161,906.00 | 0.00 | 15,884.00 | 91.1% |
| 521700 RETIREMENT-HYBRID STABILIZ | 41,397.00 | 7,144.00 | 48,541.00 | 48,651.42 | 0.00 | -110.42 | 100.2% |

CLARKSVILLE-MONTGOMERY CO. SCHOOL SYSTEM



YTD BUDGET REPORT 06/30/2022 EXPENSES

FOR 2022-23

ACCOUNTS FOR: 141, GENERAL PURPOSE SCHOOL

ORIGINAL APPROP. TRANSFRS/ADJSTMS REVISED BUDGET YTD EXPENDED ENCUMBRANCES AVAILABLE BUDGET % USED

| | | | | | | | | |
|-----------------------------------|-------------|---------------|---------------|------|--------------|--------|--|--|
| 530700 COMMUNICATION | | | | | | | | |
| 3,063.00 | -959.00 | 2,104.00 | 2,103.93 | 0.00 | 0.07 | 100.0% | | |
| 531600 CONTRIBUTIONS | | | | | | | | |
| 420,000.00 | 0.00 | 420,000.00 | 420,000.00 | 0.00 | 0.00 | 100.0% | | |
| 532000 DUES AND MEMBERSHIPS | | | | | | | | |
| 4,970.00 | 0.00 | 4,970.00 | 2,996.00 | 0.00 | 1,974.00 | 60.3% | | |
| 535500 TRAVEL | | | | | | | | |
| 21,800.00 | 5,700.00 | 27,500.00 | 20,411.61 | 0.00 | 7,088.39 | 74.2% | | |
| 539900 OTHER CONTRACTED SERVICES | | | | | | | | |
| 452,870.00 | 256,025.00 | 708,895.00 | 229,143.85 | 0.00 | 479,751.15 | 32.3% | | |
| 542500 GASOLINE | | | | | | | | |
| 1,000.00 | 0.00 | 1,000.00 | 223.73 | 0.00 | 776.27 | 22.4% | | |
| 543200 LIBRARY BOOKS/MEDIA | | | | | | | | |
| 387,985.00 | 12,021.00 | 400,006.00 | 390,928.00 | 0.00 | 9,078.00 | 97.7% | | |
| 543500 OFFICE SUPPLIES | | | | | | | | |
| 14,000.00 | 0.00 | 14,000.00 | 11,784.53 | 0.00 | 2,215.47 | 84.2% | | |
| 543700 PERIODICALS | | | | | | | | |
| 38,000.00 | 0.00 | 38,000.00 | 38,000.00 | 0.00 | 0.00 | 100.0% | | |
| 547100 SOFTWARE | | | | | | | | |
| 0.00 | 319,781.00 | 319,781.00 | 0.00 | 0.00 | 319,781.00 | 0% | | |
| 549900 OTHER SUPPLIES AND MATERIA | | | | | | | | |
| 663,220.00 | 26,307.00 | 689,527.00 | 657,328.25 | 0.00 | 32,198.75 | 95.3% | | |
| 552400 IN SERVICE/STAFF DEVELOPME | | | | | | | | |
| 1,393,172.00 | 25,000.00 | 1,418,172.00 | 954,595.77 | 0.00 | 463,576.23 | 67.3% | | |
| 559900 OTHER CHARGES | | | | | | | | |
| 695,975.00 | -666,440.00 | 29,535.00 | 24,216.20 | 0.00 | 5,318.80 | 82.0% | | |
| 579000 OTHER EQUIPMENT | | | | | | | | |
| 5,000.00 | 449,020.00 | 454,020.00 | 266,722.30 | 0.00 | 187,297.70 | 58.7% | | |
| TOTAL REGULAR INSTRUCTION SUPP | | | | | | | | |
| 20,173,624.00 | 593,867.00 | 20,767,491.00 | 18,421,825.14 | 0.00 | 2,345,665.86 | 88.7% | | |

ALTERNATIVE INSTRUCT/SUPPORT

| | | | | | | | | |
|---------------------------|--------|-----------|-----------|------|--------|-------|--|--|
| 516200 CLERICAL PERSONNEL | | | | | | | | |
| 24,267.00 | 0.00 | 24,267.00 | 23,651.18 | 0.00 | 615.82 | 97.5% | | |
| 520100 SOCIAL SECURITY | | | | | | | | |
| 1,505.00 | 0.00 | 1,505.00 | 1,499.19 | 0.00 | 5.81 | 99.6% | | |
| 520400 STATE RETIREMENT | | | | | | | | |
| 3,276.00 | 165.00 | 3,441.00 | 3,269.07 | 0.00 | 171.93 | 95.0% | | |
| 520600 LIFE INSURANCE | | | | | | | | |
| 32.00 | 0.00 | 32.00 | 31.20 | 0.00 | 0.80 | 97.5% | | |

CLARKSVILLE-MONTGOMERY CO. SCHOOL SYSTEM



YTD BUDGET REPORT 06/30/2022 EXPENSES

| FOR 2022-18 | | | | | | | |
|--|-----------------|-----------------|----------------|--------------|--------------|------------------|--------|
| ACCOUNTS FOR: 141 GENERAL PURPOSE SCHOOL | | | | | | | |
| | ORIGINAL APPROP | TRANFRS/ADJSTMS | REVISED BUDGET | YTD EXPENDED | ENCUMBRANCES | AVAILABLE BUDGET | % USED |
| 521200 EMPLOYER MEDICARE | | | | | | | |
| 352.00 | 0.00 | | 352.00 | 350.62 | 0.00 | 1.38 | 99.6% |
| TOTAL ALTERNATIVE INSTRUCT SUP | | | | | | | |
| 29,432.00 | 165.00 | | 29,597.00 | 28,801.26 | 0.00 | 795.74 | 97.3% |
| 7220 SPECIAL EDUCATION SUPPORT | | | | | | | |
| 510500 SUPERVISOR/DIRECTOR | | | | | | | |
| 114,742.00 | 0.00 | | 114,742.00 | 114,741.96 | 0.00 | 0.04 | 100.0% |
| 511700 CAREER LADDER PROGRAM | | | | | | | |
| 4,000.00 | 0.00 | | 4,000.00 | 2,819.20 | 0.00 | 1,180.80 | 70.5% |
| 512400 PSYCHOLOGICAL PERSONNEL | | | | | | | |
| 912,373.00 | 18,551.00 | | 930,924.00 | 929,059.16 | 0.00 | 1,864.84 | 99.8% |
| 516100 SECRETARY(S) | | | | | | | |
| 26,994.00 | 794.00 | | 27,788.00 | 27,787.20 | 0.00 | 0.80 | 100.0% |
| 516200 CLERICAL PERSONNEL | | | | | | | |
| 57,157.00 | 519.00 | | 57,676.00 | 56,823.90 | 0.00 | 852.10 | 98.5% |
| 518900 OTHER SALARIES & WAGES | | | | | | | |
| 1,072,646.00 | 69,584.00 | | 1,142,230.00 | 1,118,085.11 | 0.00 | 24,144.89 | 97.9% |
| 519600 IN-SERVICE TRAINING | | | | | | | |
| 6,000.00 | 0.00 | | 6,000.00 | 0.00 | 0.00 | 6,000.00 | .0% |
| 520100 SOCIAL SECURITY | | | | | | | |
| 136,025.00 | 2,170.00 | | 138,195.00 | 133,210.49 | 0.00 | 4,984.51 | 96.4% |
| 520400 STATE RETIREMENT | | | | | | | |
| 200,480.00 | 11,222.00 | | 211,702.00 | 204,399.39 | 0.00 | 7,302.61 | 96.6% |
| 520600 LIFE INSURANCE | | | | | | | |
| 1,255.00 | 0.00 | | 1,255.00 | 1,282.38 | 0.00 | -27.38 | 102.2% |
| 520700 MEDICAL INSURANCE | | | | | | | |
| 307,337.00 | 86,433.00 | | 393,770.00 | 389,349.17 | 0.00 | 4,420.83 | 98.9% |
| 521200 EMPLOYER MEDICARE | | | | | | | |
| 31,812.00 | 508.00 | | 32,320.00 | 31,153.98 | 0.00 | 1,166.02 | 96.4% |
| 521700 RETIREMENT-HYBRID STABILIZ | | | | | | | |
| 16,666.00 | 1,950.00 | | 18,616.00 | 17,468.64 | 0.00 | 1,147.36 | 93.8% |
| 532000 DUES AND MEMBERSHIPS | | | | | | | |
| 1,800.00 | 0.00 | | 1,800.00 | 198.00 | 0.00 | 1,602.00 | 11.0% |
| 535500 TRAVEL | | | | | | | |
| 28,000.00 | 0.00 | | 28,000.00 | 17,715.59 | 0.00 | 10,284.41 | 63.3% |
| 539900 OTHER CONTRACTED SERVICES | | | | | | | |
| 168,054.00 | 0.00 | | 168,054.00 | 73,237.30 | 0.00 | 94,816.70 | 43.6% |
| 543500 OFFICE SUPPLIES | | | | | | | |
| 9,250.00 | 0.00 | | 9,250.00 | 2,030.49 | 0.00 | 7,219.51 | 22.0% |

CLARKSVILLE-MONTGOMERY CO. SCHOOL SYSTEM



YTD BUDGET REPORT 06/30/2022 EXPENSES

FOR 2022

ACCOUNTS FOR: 141 GENERAL PURPOSE SCHOOL
 ORIGINAL APPROP. TRANSFRS/ADJSTMS REVISED BUDGET YTD EXPENDED ENCUMBRANCES AVAILABLE BUDGET % USED

| | | | | | | | |
|-----------------------------------|------------|--------------|--------------|------|------------|-------|--|
| 549900 OTHER SUPPLIES AND MATERIA | | | | | | | |
| 221,051.00 | 267,820.00 | 488,871.00 | 228,239.97 | 0.00 | 260,631.03 | 46.7% | |
| 552400 IN SERVICE/STAFF DEVELOPME | | | | | | | |
| 18,000.00 | 0.00 | 18,000.00 | 3,206.19 | 0.00 | 14,793.81 | 17.8% | |
| TOTAL SPECIAL EDUCATION SUPPOR | | | | | | | |
| 3,333,642.00 | 459,551.00 | 3,793,193.00 | 3,350,808.12 | 0.00 | 442,384.88 | 88.3% | |

7230 VOCATIONAL EDUCATION SUPPORT

| | | | | | | |
|-----------------------------------|----------|------------|------------|------|-----------|--------|
| 510500 SUPERVISOR/DIRECTOR | | | | | | |
| 113,155.00 | 0.00 | 113,155.00 | 112,739.05 | 0.00 | 415.95 | 99.6% |
| 516100 SECRETARY(S) | | | | | | |
| 20,675.00 | 3,596.00 | 24,271.00 | 21,544.90 | 0.00 | 2,726.10 | 88.8% |
| 520100 SOCIAL SECURITY | | | | | | |
| 8,298.00 | 425.00 | 8,723.00 | 8,373.88 | 0.00 | 349.12 | 96.0% |
| 520400 STATE RETIREMENT | | | | | | |
| 14,447.00 | 490.00 | 14,937.00 | 14,617.20 | 0.00 | 319.80 | 97.9% |
| 520600 LIFE INSURANCE | | | | | | |
| 59.00 | 0.00 | 59.00 | 58.80 | 0.00 | 0.20 | 99.7% |
| 521200 EMPLOYER MEDICARE | | | | | | |
| 1,941.00 | 50.00 | 1,991.00 | 1,958.41 | 0.00 | 32.59 | 98.4% |
| 543500 OFFICE SUPPLIES | | | | | | |
| 600.00 | 0.00 | 600.00 | 49.92 | 0.00 | 550.08 | 8.3% |
| 552400 IN SERVICE/STAFF DEVELOPME | | | | | | |
| 2,000.00 | 0.00 | 2,000.00 | 3,112.45 | 0.00 | -1,112.45 | 155.6% |
| TOTAL VOCATIONAL EDUCATION SUP | | | | | | |
| 161,175.00 | 4,561.00 | 165,736.00 | 162,454.61 | 0.00 | 3,281.39 | 98.0% |

7240 TECHNOLOGY

| | | | | | | |
|-------------------------------|------|------------|------------|------|-----------|-------|
| 510500 SUPERVISOR/DIRECTOR | | | | | | |
| 663,723.00 | 0.00 | 663,723.00 | 661,413.93 | 0.00 | 2,309.07 | 99.7% |
| 512000 COMPUTER PROGRAMMER(S) | | | | | | |
| 418,301.00 | 0.00 | 418,301.00 | 416,862.83 | 0.00 | 1,438.17 | 99.7% |
| 514000 SALARY SUPPLEMENTS | | | | | | |
| 10,000.00 | 0.00 | 10,000.00 | 0.00 | 0.00 | 10,000.00 | .0% |
| 516100 SECRETARY(S) | | | | | | |
| 43,255.00 | 0.00 | 43,255.00 | 34,924.02 | 0.00 | 8,330.98 | 80.7% |

CLARKSVILLE-MONTGOMERY CO. SCHOOL SYSTEM



YTD BUDGET REPORT 06/30/2022 EXPENSES

| FOR 2022 | | | | | | | |
|---|------------------|------------------|----------------|--------------|--------------|------------------|--------|
| ACCOUNTS FOR: 141- GENERAL PURPOSE SCHOOL | ORIGINAL APPROP. | TRANSFRS/ADJSTMS | REVISED BUDGET | YTD EXPENDED | ENCUMBRANCES | AVAILABLE BUDGET | % USED |
| 516800 TEMPORARY PERSONNEL | | | | | | | |
| 55,000.00 | | | 55,000.00 | 27,922.50 | 0.00 | 27,077.50 | 50.8% |
| 518700 OVERTIME PAY | | | | | | | |
| 1,000.00 | 0.00 | | 1,000.00 | 42.76 | 0.00 | 957.24 | 4.3% |
| 518900 OTHER SALARIES & WAGES | | | | | | | |
| 291,992.00 | 9,372.00 | | 301,364.00 | 298,030.13 | 0.00 | 3,333.87 | 98.9% |
| 520100 SOCIAL SECURITY | | | | | | | |
| 91,964.00 | 0.00 | | 91,964.00 | 85,760.11 | 0.00 | 6,203.89 | 93.3% |
| 520400 STATE RETIREMENT | | | | | | | |
| 173,660.00 | 1,304.00 | | 174,964.00 | 172,408.37 | 0.00 | 2,555.63 | 98.5% |
| 520600 LIFE INSURANCE | | | | | | | |
| 750.00 | 0.00 | | 750.00 | 744.12 | 0.00 | 5.88 | 99.2% |
| 520700 MEDICAL INSURANCE | | | | | | | |
| 196,943.00 | 0.00 | | 196,943.00 | 179,349.84 | 0.00 | 17,593.16 | 91.1% |
| 521200 EMPLOYER MEDICARE | | | | | | | |
| 21,508.00 | 0.00 | | 21,508.00 | 20,261.11 | 0.00 | 1,246.89 | 94.2% |
| 521700 RETIREMENT-HYBRID STABILIZ | | | | | | | |
| 5,876.00 | 0.00 | | 5,876.00 | 5,845.97 | 0.00 | 30.03 | 99.5% |
| 532000 DUES AND MEMBERSHIPS | | | | | | | |
| 1,415.00 | 0.00 | | 1,415.00 | 380.70 | 0.00 | 1,034.30 | 26.9% |
| 535000 INTERNET CONNECTIVITY | | | | | | | |
| 1,306,300.00 | 81,732.00 | | 1,388,032.00 | 529,325.24 | 0.00 | 858,706.76 | 38.1% |
| 535500 TRAVEL | | | | | | | |
| 46,650.00 | 2,500.00 | | 49,150.00 | 41,501.94 | 0.00 | 7,648.06 | 84.4% |
| 539900 OTHER CONTRACTED SERVICES | | | | | | | |
| 1,100,000.00 | 100,786.00 | | 1,200,786.00 | 992,667.63 | 0.00 | 208,118.37 | 82.7% |
| 541100 DATA PROCESSING SUPPLIES | | | | | | | |
| 649,243.00 | -150,000.00 | | 499,243.00 | 489,311.80 | 0.00 | 9,931.20 | 98.0% |
| 541800 EQUIPMENT AND MACHINERY PA | | | | | | | |
| 282,000.00 | 2,000.00 | | 284,000.00 | 283,849.04 | 0.00 | 150.96 | 99.9% |
| 542200 FOOD SUPPLIES | | | | | | | |
| 2,556.00 | 0.00 | | 2,556.00 | 2,728.39 | 0.00 | -172.39 | 106.7% |
| 543500 OFFICE SUPPLIES | | | | | | | |
| 1,500.00 | 0.00 | | 1,500.00 | 1,298.46 | 0.00 | 201.54 | 86.6% |
| 547000 CABLING | | | | | | | |
| 500,000.00 | -250,000.00 | | 250,000.00 | 154,764.00 | 0.00 | 95,236.00 | 61.9% |
| 547100 SOFTWARE | | | | | | | |
| 1,720,078.00 | 0.00 | | 1,720,078.00 | 1,579,391.07 | 0.00 | 140,686.93 | 91.8% |
| 549900 OTHER SUPPLIES AND MATERIA | | | | | | | |
| 73,000.00 | 0.00 | | 73,000.00 | 30,098.22 | 0.00 | 42,901.78 | 41.2% |
| 552400 IN SERVICE/STAFF DEVELOPME | | | | | | | |
| 34,460.00 | 0.00 | | 34,460.00 | 7,675.31 | 0.00 | 26,784.69 | 22.3% |
| 570900 DATA PROCESSING EQUIPMENT | | | | | | | |
| 485,000.00 | 0.00 | | 485,000.00 | 484,995.60 | 0.00 | 4.40 | 100.0% |

CLARKSVILLE-MONTGOMERY CO. SCHOOL SYSTEM



YTD BUDGET REPORT 06/30/2022 EXPENSES

FOR 2022

ACCOUNTS FOR: 141 GENERAL PURPOSE SCHOOL
 ORIGINAL APPROP. TRANSFERS/ADJSTMS REVISED BUDGET YTD EXPENDED ENCUMBRANCES AVAILABLE BUDGET % USED

| | | | | | | | |
|------------------------|---------------|--------------|--------------|------|--------------|-------|--|
| 579000 OTHER EQUIPMENT | | | | | | | |
| 2,430,000.00 | -1,574,755.00 | 855,245.00 | 850,169.70 | 0.00 | 5,075.30 | 99.4% | |
| TOTAL TECHNOLOGY | | | | | | | |
| 10,606,174.00 | -1,777,061.00 | 8,829,113.00 | 7,351,722.79 | 0.00 | 1,477,390.21 | 83.3% | |

22250 ADULT EDUCATION SUPPORT

| | | | | | | |
|-------------------------------|-------|------------|------------|------|-----------|--------|
| 510500 SUPERVISOR/DIRECTOR | | | | | | |
| 100,787.00 | 0.00 | 100,787.00 | 96,412.81 | 0.00 | 4,374.19 | 95.7% |
| 512300 GUIDANCE PERSONNEL | | | | | | |
| 30,800.00 | 0.00 | 30,800.00 | 25,032.86 | 0.00 | 5,767.14 | 81.3% |
| 518900 OTHER SALARIES & WAGES | | | | | | |
| 68,900.00 | 11.00 | 68,911.00 | 68,910.96 | 0.00 | 0.04 | 100.0% |
| 520100 SOCIAL SECURITY | | | | | | |
| 12,431.00 | 0.00 | 12,431.00 | 11,664.63 | 0.00 | 766.37 | 93.8% |
| 520400 STATE RETIREMENT | | | | | | |
| 20,652.00 | 0.00 | 20,652.00 | 16,483.02 | 0.00 | 4,168.98 | 79.8% |
| 520600 LIFE INSURANCE | | | | | | |
| 87.00 | 0.00 | 87.00 | 86.40 | 0.00 | 0.60 | 99.3% |
| 520700 MEDICAL INSURANCE | | | | | | |
| 13,654.00 | 0.00 | 13,654.00 | 7,362.40 | 0.00 | 6,291.60 | 53.9% |
| 521200 EMPLOYER MEDICARE | | | | | | |
| 2,907.00 | 0.00 | 2,907.00 | 2,728.02 | 0.00 | 178.98 | 93.8% |
| TOTAL ADULT EDUCATION SUPPORT | | | | | | |
| 250,218.00 | 11.00 | 250,229.00 | 228,681.10 | 0.00 | 21,547.90 | 91.4% |

22510 BOARD OF EDUCATION

| | | | | | | |
|-----------------------------------|-----------|-----------|-----------|------|----------|-------|
| 511800 SECRETARY TO BOARD | | | | | | |
| 28,194.00 | 31,200.00 | 59,394.00 | 51,313.75 | 0.00 | 8,080.25 | 86.4% |
| 519100 BOARD & COMMITTEE MEMB FEE | | | | | | |
| 44,000.00 | 1,850.00 | 45,850.00 | 44,750.00 | 0.00 | 1,100.00 | 97.6% |
| 520100 SOCIAL SECURITY | | | | | | |
| 4,476.00 | 115.00 | 4,591.00 | 3,701.31 | 0.00 | 889.69 | 80.6% |
| 520400 STATE RETIREMENT | | | | | | |
| 8,339.00 | 0.00 | 8,339.00 | 3,956.48 | 0.00 | 4,382.52 | 47.4% |
| 520600 LIFE INSURANCE | | | | | | |
| 16.00 | 0.00 | 16.00 | 15.60 | 0.00 | 0.40 | 97.5% |

CLARKSVILLE-MONTGOMERY CO. SCHOOL SYSTEM



YTD BUDGET REPORT 06/30/2022 EXPENSES

| FOR 2022 | | | | | | | |
|--|------------------|-------------------|----------------|--------------|--------------|------------------|--------|
| ACCOUNTS FOR: 141 GENERAL PURPOSE SCHOOL | | | | | | | |
| | ORIGINAL APPROP. | TRANSFERS/ADJSTMS | REVISED BUDGET | YTD EXPENDED | ENCUMBRANCES | AVAILABLE BUDGET | % USED |
| 520700 MEDICAL INSURANCE | | | | | | | |
| 3,700.00 | 0.00 | | 3,700.00 | 3,681.20 | 0.00 | 18.80 | 99.5% |
| 520900 DISABILITY INSURANCE | | | | | | | |
| 678,000.00 | 0.00 | | 678,000.00 | 650,004.55 | 0.00 | 27,995.45 | 95.9% |
| 521000 UNEMPLOYMENT COMPENSATION | | | | | | | |
| 70,000.00 | 0.00 | | 70,000.00 | 6,372.52 | 0.00 | 63,627.48 | 9.1% |
| 521200 EMPLOYER MEDICARE | | | | | | | |
| 1,047.00 | 480.00 | | 1,527.00 | 1,376.53 | 0.00 | 150.47 | 90.1% |
| 529900 OTHER FRINGE BENEFITS | | | | | | | |
| 610,835.00 | 21,000.00 | | 631,835.00 | 620,263.43 | 0.00 | 11,571.57 | 98.2% |
| 530500 AUDIT SERVICES | | | | | | | |
| 87,500.00 | 0.00 | | 87,500.00 | 87,000.00 | 0.00 | 500.00 | 99.4% |
| 532000 DUES AND MEMBERSHIPS | | | | | | | |
| 22,300.00 | 0.00 | | 22,300.00 | 21,311.00 | 0.00 | 989.00 | 95.6% |
| 533100 LEGAL SERVICES | | | | | | | |
| 266,000.00 | 20,000.00 | | 286,000.00 | 260,548.31 | 0.00 | 25,451.69 | 91.1% |
| 539900 OTHER CONTRACTED SERVICES | | | | | | | |
| 7,000.00 | 11,500.00 | | 18,500.00 | 15,500.00 | 0.00 | 3,000.00 | 83.8% |
| 550600 LIABILITY INSURANCE | | | | | | | |
| 328,887.00 | 27,479.00 | | 356,366.00 | 307,172.00 | 0.00 | 49,194.00 | 86.2% |
| 550800 PREMIUMS ON CORP SURETY BO | | | | | | | |
| 4,003.00 | 33.00 | | 4,036.00 | 4,386.00 | 0.00 | -350.00 | 108.7% |
| 551000 TRUSTEE'S COMMISSION | | | | | | | |
| 1,505,000.00 | 215,000.00 | 1,720,000.00 | 1,720,000.00 | 1,479,786.14 | 0.00 | 240,213.86 | 86.0% |
| 551300 WORKER'S COMP INSURANCE | | | | | | | |
| 250,000.00 | 210,731.00 | 460,731.00 | 460,731.00 | 491,984.17 | 0.00 | -31,253.17 | 106.8% |
| 551500 LIABILITY CLAIMS | | | | | | | |
| 250,000.00 | 100,000.00 | 350,000.00 | 350,000.00 | 341,197.67 | 0.00 | 8,802.33 | 97.5% |
| 551600 OTHER SELF-INSURED CLAIMS | | | | | | | |
| 100,000.00 | 330,000.00 | 430,000.00 | 430,000.00 | 331,362.17 | 0.00 | 98,637.83 | 77.1% |
| 552400 IN SERVICE/STAFF DEVELOPME | | | | | | | |
| 19,500.00 | 0.00 | 19,500.00 | 19,500.00 | 7,060.80 | 0.00 | 12,439.20 | 36.2% |
| 553300 CRIMINAL INVEST OF APPLIC- | | | | | | | |
| 95,000.00 | 0.00 | 95,000.00 | 95,000.00 | 93,445.60 | 0.00 | 1,554.40 | 98.4% |
| 559900 OTHER CHARGES | | | | | | | |
| 175,500.00 | 0.00 | 175,500.00 | 175,500.00 | 10,586.09 | 0.00 | 164,913.91 | 6.0% |
| TOTAL BOARD OF EDUCATION | | | | | | | |
| 4,559,297.00 | 969,388.00 | 5,528,685.00 | 5,528,685.00 | 4,836,775.32 | 0.00 | 691,909.68 | 87.5% |

2020 DIRECTOR OF SCHOOLS

CLARKSVILLE-MONTGOMERY CO. SCHOOL SYSTEM



YTD BUDGET REPORT 06/30/2022 EXPENSES

FOR 2022-23

| ACCOUNTS FOR: 141-GENERAL PURPOSE SCHOOL | | | | | | | |
|--|------------------|------------------|----------------|--------------|--------------|------------------|--------|
| | ORIGINAL APPROP. | TRANSFRS/ADJSTMS | REVISED BUDGET | YTD EXPENDED | ENCUMBRANCES | AVAILABLE BUDGET | % USED |
| 510100 DIRECTOR OF SCHOOLS | | | | | | | |
| 302,333.00 | 0.00 | | 302,333.00 | 73,981.58 | 0.00 | 228,351.42 | 24.5% |
| 510300 ASSISTANT | | | | | | | |
| 137,127.00 | 14.00 | | 137,141.00 | 137,140.03 | 0.00 | 0.97 | 100.0% |
| 511700 CAREER LADDER PROGRAM | | | | | | | |
| 1,000.00 | 0.00 | | 1,000.00 | 1,000.00 | 0.00 | 0.00 | 100.0% |
| 513700 EDUCATION MEDIA PERSONNEL | | | | | | | |
| 132,114.00 | 1,924.00 | | 134,038.00 | 133,265.40 | 0.00 | 772.60 | 99.4% |
| 516100 SECRETARY(S) | | | | | | | |
| 83,511.00 | 3,203.00 | | 86,714.00 | 86,713.29 | 0.00 | 0.71 | 100.0% |
| 516200 CLERICAL PERSONNEL | | | | | | | |
| 182,762.00 | 6,990.00 | | 189,752.00 | 189,751.15 | 0.00 | 0.85 | 100.0% |
| 516800 TEMPORARY PERSONNEL | | | | | | | |
| 3,000.00 | 0.00 | | 3,000.00 | 0.00 | 0.00 | 3,000.00 | .0% |
| 518700 OVERTIME PAY | | | | | | | |
| 200.00 | 0.00 | | 200.00 | 16.60 | 0.00 | 183.40 | 8.3% |
| 518900 OTHER SALARIES & WAGES | | | | | | | |
| 602,492.00 | 1,915.00 | | 604,407.00 | 567,250.66 | 0.00 | 37,156.34 | 93.9% |
| 520100 SOCIAL SECURITY | | | | | | | |
| 89,562.00 | 0.00 | | 89,562.00 | 69,854.06 | 0.00 | 19,707.94 | 78.0% |
| 520400 STATE RETIREMENT | | | | | | | |
| 152,539.00 | 0.00 | | 152,539.00 | 119,162.04 | 0.00 | 33,376.96 | 78.1% |
| 520600 LIFE INSURANCE | | | | | | | |
| 598.00 | 0.00 | | 598.00 | 534.72 | 0.00 | 63.28 | 89.4% |
| 520700 MEDICAL INSURANCE | | | | | | | |
| 197,669.00 | 4,300.00 | | 201,969.00 | 178,273.82 | 0.00 | 23,695.18 | 88.3% |
| 521200 EMPLOYER MEDICARE | | | | | | | |
| 20,950.00 | 0.00 | | 20,950.00 | 16,441.72 | 0.00 | 4,508.28 | 78.5% |
| 521700 RETIREMENT-HYBRID STABILIZ | | | | | | | |
| 16,858.00 | 130.00 | | 16,988.00 | 11,509.72 | 0.00 | 5,478.28 | 67.8% |
| 530200 ADVERTISING | | | | | | | |
| 500.00 | 0.00 | | 500.00 | 0.00 | 0.00 | 500.00 | .0% |
| 532000 DUES AND MEMBERSHIPS | | | | | | | |
| 17,362.00 | 0.00 | | 17,362.00 | 16,501.64 | 0.00 | 860.36 | 95.0% |
| 534800 POSTAL CHARGES | | | | | | | |
| 45,000.00 | 5,000.00 | | 50,000.00 | 45,630.96 | 0.00 | 4,369.04 | 91.3% |
| 535500 TRAVEL | | | | | | | |
| 4,500.00 | 500.00 | | 5,000.00 | 2,691.16 | 0.00 | 2,308.84 | 53.8% |
| 539900 OTHER CONTRACTED SERVICES | | | | | | | |
| 80,300.00 | 5,000.00 | | 85,300.00 | 76,614.15 | 0.00 | 8,685.85 | 89.8% |
| 541400 DUPLICATING SUPPLIES | | | | | | | |
| 45,000.00 | 0.00 | | 45,000.00 | 38,827.98 | 0.00 | 6,172.02 | 86.3% |
| 542200 FOOD SUPPLIES | | | | | | | |
| 3,060.00 | 0.00 | | 3,060.00 | 3,000.00 | 0.00 | 60.00 | 98.0% |

CLARKSVILLE-MONTGOMERY CO. SCHOOL SYSTEM



YTD BUDGET REPORT 06/30/2022 EXPENSES

FOR 2022

ACCOUNTS FOR: 141 GENERAL PURPOSE SCHOOL

| | ORIGINAL APPROP | TRANSFRS/ADJSTMS | REVISED BUDGET | YTD EXPENDED | ENCUMBRANCES | AVAILABLE BUDGET | % USED |
|-----------------------------------|-----------------|------------------|----------------|--------------|--------------|------------------|--------|
| 543500 OFFICE SUPPLIES | | | | | | | |
| 7,650.00 | 0.00 | | 7,650.00 | 5,214.02 | 0.00 | 2,435.98 | 68.2% |
| 543700 PERIODICALS | | | | | | | |
| 516.00 | 0.00 | | 516.00 | 151.90 | 0.00 | 364.10 | 29.4% |
| 549900 OTHER SUPPLIES AND MATERIA | | | | | | | |
| 8,200.00 | 0.00 | | 8,200.00 | 63.71 | 0.00 | 8,136.29 | .8% |
| 552400 IN SERVICE/STAFF DEVELOPME | | | | | | | |
| 49,232.00 | 0.00 | | 49,232.00 | 27,098.97 | 0.00 | 22,133.03 | 55.0% |
| 570100 ADMINISTRATIVE EQUIPMENT | | | | | | | |
| 1,500.00 | 0.00 | | 1,500.00 | 1,470.00 | 0.00 | 30.00 | 98.0% |
| 579000 OTHER EQUIPMENT | | | | | | | |
| 21,037.00 | 0.00 | | 21,037.00 | 20,454.78 | 0.00 | 582.22 | 97.2% |
| TOTAL DIRECTOR OF SCHOOLS | | | | | | | |
| 2,206,572.00 | 28,976.00 | | 2,235,548.00 | 1,822,614.06 | 0.00 | 412,933.94 | 81.5% |

OFFICES OF THE PRINCIPAL

| | | | | | | | |
|-----------------------------------|-----------|--|--------------|--------------|------|------------|--------|
| 510400 PRINCIPALS | | | | | | | |
| 4,457,847.00 | 0.00 | | 4,457,847.00 | 4,391,501.21 | 0.00 | 66,345.79 | 98.5% |
| 511700 CAREER LADDER PROGRAM | | | | | | | |
| 21,000.00 | 0.00 | | 21,000.00 | 15,999.48 | 0.00 | 5,000.52 | 76.2% |
| 511900 ACCOUNTANTS/BOOKKEEPERS | | | | | | | |
| 2,075,237.00 | 0.00 | | 2,075,237.00 | 2,038,538.13 | 0.00 | 36,698.87 | 98.2% |
| 513900 ASSISTANT PRINCIPALS | | | | | | | |
| 6,318,995.00 | 86,000.00 | | 6,404,995.00 | 6,257,936.09 | 0.00 | 147,058.91 | 97.7% |
| 516200 CLERICAL PERSONNEL | | | | | | | |
| 2,991,095.00 | 0.00 | | 2,991,095.00 | 2,915,168.60 | 0.00 | 75,926.40 | 97.5% |
| 518700 OVERTIME PAY | | | | | | | |
| 2,000.00 | 0.00 | | 2,000.00 | 731.08 | 0.00 | 1,268.92 | 36.6% |
| 520100 SOCIAL SECURITY | | | | | | | |
| 983,702.00 | 0.00 | | 983,702.00 | 925,357.18 | 0.00 | 58,344.82 | 94.1% |
| 520400 STATE RETIREMENT | | | | | | | |
| 1,711,247.00 | 10,000.00 | | 1,721,247.00 | 1,669,886.33 | 0.00 | 51,360.67 | 97.0% |
| 520600 LIFE INSURANCE | | | | | | | |
| 9,897.00 | 0.00 | | 9,897.00 | 9,743.49 | 0.00 | 153.51 | 98.4% |
| 520700 MEDICAL INSURANCE | | | | | | | |
| 2,992,105.00 | 56,226.00 | | 3,048,331.00 | 3,044,277.01 | 0.00 | 4,053.99 | 99.9% |
| 521200 EMPLOYER MEDICARE | | | | | | | |
| 230,059.00 | 0.00 | | 230,059.00 | 216,646.38 | 0.00 | 13,412.62 | 94.2% |
| 521700 RETIREMENT-HYBRID STABILIZ | | | | | | | |
| 31,589.00 | 0.00 | | 31,589.00 | 40,845.22 | 0.00 | -9,256.22 | 129.3% |

CLARKSVILLE-MONTGOMERY CO. SCHOOL SYSTEM

YTD BUDGET REPORT 06/30/2022 EXPENSES

| FOR 2022-23 | | | | | | | |
|--|-----------------|-----------------|----------------|---------------|--------------|------------------|--------|
| ACCOUNTS FOR: 141 GENERAL PURPOSE SCHOOL | | | | | | | |
| | ORIGINAL APPROP | TRANFRS/ADJSMTS | REVISED BUDGET | YTD EXPENDED | ENCUMBRANCES | AVAILABLE BUDGET | % USED |
| 532000 DUES AND MEMBERSHIPS | | | | | | | |
| 9,000.00 | 375.00 | | 9,375.00 | 9,375.00 | 0.00 | 0.00 | 100.0% |
| 539900 OTHER CONTRACTED SERVICES | | | | | | | |
| 21,802.00 | 5,618.00 | | 27,420.00 | 22,269.82 | 0.00 | 5,150.18 | 81.2% |
| 552400 IN SERVICE/STAFF DEVELOPME | | | | | | | |
| 39,000.00 | 1,000.00 | | 40,000.00 | 40,000.00 | 0.00 | 0.00 | 100.0% |
| 570100 ADMINISTRATIVE EQUIPMENT | | | | | | | |
| 36,000.00 | 0.00 | | 36,000.00 | 33,397.20 | 0.00 | 2,602.80 | 92.8% |
| TOTAL OFFICE OF THE PRINCIPAL | | | | | | | |
| 21,930,575.00 | 159,219.00 | | 22,089,794.00 | 21,631,672.22 | 0.00 | 458,121.78 | 97.9% |
| NON-FISCAL SERVICES | | | | | | | |
| 510500 SUPERVISOR/DIRECTOR | | | | | | | |
| 533,014.00 | 0.00 | | 533,014.00 | 527,682.02 | 0.00 | 5,331.98 | 99.0% |
| 511900 ACCOUNTANTS/BOOKKEEPERS | | | | | | | |
| 1,082,951.00 | 21,667.00 | | 1,104,618.00 | 1,086,626.44 | 0.00 | 17,991.56 | 98.4% |
| 516800 TEMPORARY PERSONNEL | | | | | | | |
| 0.00 | 3,000.00 | | 3,000.00 | 190.00 | 0.00 | 2,810.00 | 6.3% |
| 518700 OVERTIME PAY | | | | | | | |
| 5,000.00 | 0.00 | | 5,000.00 | 0.00 | 0.00 | 5,000.00 | .0% |
| 518900 OTHER SALARIES & WAGES | | | | | | | |
| 330,462.00 | 12,758.00 | | 343,220.00 | 342,047.67 | 0.00 | 1,172.33 | 99.7% |
| 520100 SOCIAL SECURITY | | | | | | | |
| 120,990.00 | 186.00 | | 121,176.00 | 115,802.46 | 0.00 | 5,373.54 | 95.6% |
| 520400 STATE RETIREMENT | | | | | | | |
| 231,954.00 | 999.00 | | 232,953.00 | 220,700.68 | 0.00 | 12,252.32 | 94.7% |
| 520600 LIFE INSURANCE | | | | | | | |
| 1,044.00 | 0.00 | | 1,044.00 | 1,031.14 | 0.00 | 12.86 | 98.8% |
| 520700 MEDICAL INSURANCE | | | | | | | |
| 298,552.00 | 18,690.00 | | 317,242.00 | 314,292.26 | 0.00 | 2,949.74 | 99.1% |
| 521200 EMPLOYER MEDICARE | | | | | | | |
| 28,297.00 | 44.00 | | 28,341.00 | 27,082.85 | 0.00 | 1,258.15 | 95.6% |
| 521700 RETIREMENT-HYBRID STABILIZ | | | | | | | |
| 9,659.00 | 0.00 | | 9,659.00 | 12,979.57 | 0.00 | -3,320.57 | 134.4% |
| 530200 ADVERTISING | | | | | | | |
| 230.00 | 74.00 | | 304.00 | 303.12 | 0.00 | 0.88 | 99.7% |
| 530600 BANK CHARGES | | | | | | | |
| 30,000.00 | 0.00 | | 30,000.00 | 28,385.94 | 0.00 | 1,614.06 | 94.6% |
| 532000 DUES AND MEMBERSHIPS | | | | | | | |
| 1,745.00 | 0.00 | | 1,745.00 | 1,510.00 | 0.00 | 235.00 | 86.5% |

CLARKSVILLE-MONTGOMERY CO. SCHOOL SYSTEM



YTD BUDGET REPORT 06/30/2022 EXPENSES

| FOR 2022 | | | | | | | |
|--|------------------|-------------------|----------------|--------------|--------------|------------------|--------|
| ACCOUNTS FOR: 141 GENERAL PURPOSE SCHOOL | | | | | | | |
| | ORIGINAL APPROP. | TRANSFRS/ADJSTMS. | REVISED BUDGET | YTD EXPENDED | ENCUMBRANCES | AVAILABLE BUDGET | % USED |
| 532900 LAUNDRY SERVICE | | | | | | | |
| 550.00 | 0.00 | | 550.00 | 377.76 | 0.00 | 172.24 | 68.7% |
| 533600 MAINT/REPAIR SRVCS- EQUIP | | | | | | | |
| 965.00 | 0.00 | | 965.00 | 376.00 | 0.00 | 589.00 | 39.0% |
| 535500 TRAVEL | | | | | | | |
| 2,400.00 | 0.00 | | 2,400.00 | 897.61 | 0.00 | 1,502.39 | 37.4% |
| 539900 OTHER CONTRACTED SERVICES | | | | | | | |
| 121,999.00 | 0.00 | | 121,999.00 | 45,010.60 | 0.00 | 76,988.40 | 36.9% |
| 542200 FOOD SUPPLIES | | | | | | | |
| 180.00 | 0.00 | | 180.00 | 0.00 | 0.00 | 180.00 | .0% |
| 543500 OFFICE SUPPLIES | | | | | | | |
| 21,500.00 | 0.00 | | 21,500.00 | 17,108.77 | 0.00 | 4,391.23 | 79.6% |
| 552400 IN SERVICE/STAFF DEVELOPME | | | | | | | |
| 32,296.00 | 0.00 | | 32,296.00 | 23,252.10 | 0.00 | 9,043.90 | 72.0% |
| 570100 ADMINISTRATIVE EQUIPMENT | | | | | | | |
| 5,300.00 | 0.00 | | 5,300.00 | 5,229.42 | 0.00 | 70.58 | 98.7% |
| 579000 OTHER EQUIPMENT | | | | | | | |
| 500.00 | 0.00 | | 500.00 | 0.00 | 0.00 | 500.00 | .0% |
| TOTAL FISCAL SERVICES | | | | | | | |
| 2,859,588.00 | 57,418.00 | | 2,917,006.00 | 2,770,886.41 | 0.00 | 146,119.59 | 95.0% |
| 2220 HUMAN RESOURCES | | | | | | | |
| 510500 SUPERVISOR/DIRECTOR | | | | | | | |
| 580,109.00 | 4,999.00 | | 585,108.00 | 585,107.91 | 0.00 | 0.09 | 100.0% |
| 516100 SECRETARY(S) | | | | | | | |
| 772,697.00 | 15,494.00 | | 788,191.00 | 787,925.00 | 0.00 | 266.00 | 100.0% |
| 518700 OVERTIME PAY | | | | | | | |
| 6,000.00 | 2,890.00 | | 8,890.00 | 4,159.49 | 0.00 | 4,730.51 | 46.8% |
| 518900 OTHER SALARIES & WAGES | | | | | | | |
| 68,000.00 | 294,000.00 | | 362,000.00 | 91,590.18 | 0.00 | 270,409.82 | 25.3% |
| 519900 OTHER PER DIEM & FEES | | | | | | | |
| 638,500.00 | 0.00 | | 638,500.00 | 612,021.62 | 0.00 | 26,478.38 | 95.9% |
| 520100 SOCIAL SECURITY | | | | | | | |
| 128,049.00 | 0.00 | | 128,049.00 | 122,781.41 | 0.00 | 5,267.59 | 95.9% |
| 520400 STATE RETIREMENT | | | | | | | |
| 241,141.00 | 330.00 | | 241,471.00 | 226,500.48 | 0.00 | 14,970.52 | 93.8% |
| 520600 LIFE INSURANCE | | | | | | | |
| 732.00 | 0.00 | | 732.00 | 705.02 | 0.00 | 26.98 | 96.3% |
| 520700 MEDICAL INSURANCE | | | | | | | |
| 251,156.00 | 23,000.00 | | 274,156.00 | 267,315.47 | 0.00 | 6,840.53 | 97.5% |

CLARKSVILLE-MONTGOMERY CO. SCHOOL SYSTEM



YTD BUDGET REPORT 06/30/2022 EXPENSES

FOR 2022-23

ACCOUNTS FOR: 141 GENERAL PURPOSE SCHOOL

| | ORIGINAL APPROP. | TRANSFERS/ADJUSTS | REVISED BUDGET | YTD EXPENDED | ENCUMBRANCES | AVAILABLE BUDGET | % USED |
|-----------------------------------|------------------|-------------------|----------------|--------------|--------------|------------------|--------|
| 521200 EMPLOYER MEDICARE | | | | | | | |
| 29,947.00 | | 0.00 | 29,947.00 | 28,985.55 | 0.00 | 961.45 | 96.8% |
| 521700 RETIREMENT-HYBRID STABILIZ | | | | | | | |
| 4,783.00 | 1,000.00 | | 5,783.00 | 11,527.94 | 0.00 | -5,744.94 | 199.3% |
| 530200 ADVERTISING | | | | | | | |
| 3,500.00 | 2,000.00 | | 5,500.00 | 4,830.60 | 0.00 | 669.40 | 87.8% |
| 532000 DUES AND MEMBERSHIPS | | | | | | | |
| 2,730.00 | 450.00 | | 3,180.00 | 1,831.00 | 0.00 | 1,349.00 | 57.6% |
| 535500 TRAVEL | | | | | | | |
| 24,600.00 | -2,000.00 | | 22,600.00 | 10,376.27 | 0.00 | 12,223.73 | 45.9% |
| 539900 OTHER CONTRACTED SERVICES | | | | | | | |
| 77,400.00 | 1,250.00 | | 78,650.00 | 33,713.00 | 0.00 | 44,937.00 | 42.9% |
| 542200 FOOD SUPPLIES | | | | | | | |
| 200.00 | 0.00 | | 200.00 | 163.69 | 0.00 | 36.31 | 81.8% |
| 543500 OFFICE SUPPLIES | | | | | | | |
| 12,000.00 | 0.00 | | 12,000.00 | 8,091.70 | 0.00 | 3,908.30 | 67.4% |
| 549900 OTHER SUPPLIES AND MATERIA | | | | | | | |
| 28,300.00 | 0.00 | | 28,300.00 | 27,566.02 | 0.00 | 733.98 | 97.4% |
| 552400 IN SERVICE/STAFF DEVELOPME | | | | | | | |
| 34,650.00 | -450.00 | | 34,200.00 | 12,560.65 | 0.00 | 21,639.35 | 36.7% |
| 570100 ADMINISTRATIVE EQUIPMENT | | | | | | | |
| 1,200.00 | 0.00 | | 1,200.00 | 1,198.65 | 0.00 | 1.35 | 99.9% |
| 579000 OTHER EQUIPMENT | | | | | | | |
| 180,000.00 | 0.00 | | 180,000.00 | 151,941.02 | 0.00 | 28,058.98 | 84.4% |
| TOTAL HUMAN RESOURCES | | | | | | | |
| 3,085,694.00 | 342,963.00 | | 3,428,657.00 | 2,990,892.67 | 0.00 | 437,764.33 | 87.2% |

12510 OPERATION OF PLANT

| | | | | | | | |
|----------------------------|----------|--|--------------|--------------|------|------------|--------|
| 510500 SUPERVISOR/DIRECTOR | | | | | | | |
| 395,999.00 | 566.00 | | 396,565.00 | 396,564.92 | 0.00 | 0.08 | 100.0% |
| 514000 SALARY SUPPLEMENTS | | | | | | | |
| 40,154.00 | 0.00 | | 40,154.00 | 35,689.04 | 0.00 | 4,464.96 | 88.9% |
| 514100 FOREMEN | | | | | | | |
| 122,710.00 | 0.00 | | 122,710.00 | 103,482.59 | 0.00 | 19,227.41 | 84.3% |
| 516100 SECRETARY(S) | | | | | | | |
| 39,591.00 | 5,214.00 | | 44,805.00 | 41,851.21 | 0.00 | 2,953.79 | 93.4% |
| 516600 CUSTODIAL PERSONNEL | | | | | | | |
| 5,651,973.00 | 0.00 | | 5,651,973.00 | 5,195,532.79 | 0.00 | 456,440.21 | 91.9% |
| 516800 TEMPORARY PERSONNEL | | | | | | | |
| 22,800.00 | 0.00 | | 22,800.00 | 4,494.14 | 0.00 | 18,305.86 | 19.7% |

CLARKSVILLE-MONTGOMERY CO. SCHOOL SYSTEM



YTD BUDGET REPORT 06/30/2022 EXPENSES

| FOR 2022 | | | | | | | |
|--|-----------------|------------------|----------------|--------------|--------------|------------------|--------|
| ACCOUNTS FOR: 141 GENERAL PURPOSE SCHOOL | | | | | | | |
| | ORIGINAL APPROP | TRANSFRS/ADJSTMS | REVISED BUDGET | YTD EXPENDED | ENCUMBRANCES | AVAILABLE BUDGET | % USED |
| 518700 OVERTIME PAY | | | | | | | |
| 30,000.00 | 31,000.00 | | 61,000.00 | 54,979.68 | 0.00 | 6,020.32 | 90.1% |
| 518900 OTHER SALARIES & WAGES | | | | | | | |
| 329,091.00 | 0.00 | | 329,091.00 | 294,554.68 | 0.00 | 34,536.32 | 89.5% |
| 520100 SOCIAL SECURITY | | | | | | | |
| 411,203.00 | 0.00 | | 411,203.00 | 358,780.36 | 0.00 | 52,422.64 | 87.3% |
| 520400 STATE RETIREMENT | | | | | | | |
| 736,975.00 | 0.00 | | 736,975.00 | 659,319.96 | 0.00 | 77,655.04 | 89.5% |
| 520600 LIFE INSURANCE | | | | | | | |
| 6,879.00 | 0.00 | | 6,879.00 | 5,732.16 | 0.00 | 1,146.84 | 83.3% |
| 520700 MEDICAL INSURANCE | | | | | | | |
| 1,755,712.00 | 0.00 | 1,755,712.00 | 1,550,387.48 | 1,550,387.48 | 0.00 | 205,324.52 | 88.3% |
| 521200 EMPLOYER MEDICARE | | | | | | | |
| 96,170.00 | 0.00 | | 96,170.00 | 83,916.05 | 0.00 | 12,253.95 | 87.3% |
| 521700 RETIREMENT-HYBRID STABILIZ | | | | | | | |
| 48,569.00 | 0.00 | | 48,569.00 | 49,674.38 | 0.00 | -1,105.38 | 102.3% |
| 532000 DUES AND MEMBERSHIPS | | | | | | | |
| 150.00 | 0.00 | 150.00 | 0.00 | 0.00 | 0.00 | 150.00 | .0% |
| 532200 EVALUATION AND TESTING | | | | | | | |
| 15,000.00 | 0.00 | 15,000.00 | 9,862.50 | 9,862.50 | 0.00 | 5,137.50 | 65.8% |
| 532900 LAUNDRY SERVICE | | | | | | | |
| 62,250.00 | 0.00 | 62,250.00 | 49,475.64 | 49,475.64 | 0.00 | 12,774.36 | 79.5% |
| 533300 LICENSES | | | | | | | |
| 12,000.00 | 0.00 | 12,000.00 | 5,748.45 | 5,748.45 | 0.00 | 6,251.55 | 47.9% |
| 535500 TRAVEL | | | | | | | |
| 0.00 | 500.00 | 500.00 | 0.00 | 0.00 | 0.00 | 500.00 | .0% |
| 535900 GARBAGE DISPOSAL FEES | | | | | | | |
| 87,000.00 | 0.00 | 87,000.00 | 66,056.23 | 66,056.23 | 0.00 | 20,943.77 | 75.9% |
| 539900 OTHER CONTRACTED SERVICES | | | | | | | |
| 426,000.00 | 0.00 | 426,000.00 | 398,833.08 | 398,833.08 | 0.00 | 27,166.92 | 93.6% |
| 541000 CUSTODIAL SUPPLIES | | | | | | | |
| 609,704.00 | 15,770.00 | 625,474.00 | 418,779.74 | 418,779.74 | 0.00 | 206,694.26 | 67.0% |
| 541500 ELECTRICITY | | | | | | | |
| 5,500,000.00 | 200,000.00 | 5,700,000.00 | 5,726,777.64 | 5,726,777.64 | 0.00 | -26,777.64 | 100.5% |
| 542000 FERTILIZER, LIME, AND SEED | | | | | | | |
| 76,260.00 | 0.00 | 76,260.00 | 70,000.00 | 70,000.00 | 0.00 | 6,260.00 | 91.8% |
| 542200 FOOD SUPPLIES | | | | | | | |
| 898.00 | 0.00 | 898.00 | 460.00 | 460.00 | 0.00 | 438.00 | 51.2% |
| 542300 FUEL OIL | | | | | | | |
| 20,000.00 | 0.00 | 20,000.00 | 10,564.80 | 10,564.80 | 0.00 | 9,435.20 | 52.8% |
| 542500 GASOLINE | | | | | | | |
| 10,000.00 | 6,825.00 | 16,825.00 | 17,094.05 | 17,094.05 | 0.00 | -269.05 | 101.6% |
| 543400 NATURAL GAS | | | | | | | |
| 596,200.00 | 0.00 | 596,200.00 | 573,165.30 | 573,165.30 | 0.00 | 23,034.70 | 96.1% |

CLARKSVILLE-MONTGOMERY CO. SCHOOL SYSTEM



YTD BUDGET REPORT 06/30/2022 EXPENSES

FOR 2022

ACCOUNTS FOR: 141 GENERAL PURPOSE SCHOOL

| | ORIGINAL APPROP. | TRANSFRS/ADJ SMTS | REVISED BUDGET | YTD EXPENDED | ENCUMBRANCES | AVAILABLE BUDGET | % USED |
|-----------------------------------|----------------------|-------------------|----------------------|----------------------|--------------|---------------------|--------------|
| 543500 OFFICE SUPPLIES | 8,000.00 | 0.00 | 8,000.00 | 5,672.99 | 0.00 | 2,327.01 | 70.9% |
| 545000 TIRES AND TUBES | 1,800.00 | 0.00 | 1,800.00 | 0.00 | 0.00 | 1,800.00 | .0% |
| 545300 VEHICLE PARTS | 2,500.00 | 0.00 | 2,500.00 | 0.00 | 0.00 | 2,500.00 | .0% |
| 545400 WATER AND SEWER | 798,480.00 | 10,000.00 | 808,480.00 | 786,003.68 | 0.00 | 22,476.32 | 97.2% |
| 545600 GRAVEL AND CHERT | 35,000.00 | 0.00 | 35,000.00 | 33,685.05 | 0.00 | 1,314.95 | 96.2% |
| 549900 OTHER SUPPLIES AND MATERIA | 80,300.00 | 0.00 | 80,300.00 | 79,469.56 | 0.00 | 830.44 | 99.0% |
| 550200 BUILDING AND CONTENTS INSU | 590,136.00 | 131,723.00 | 721,859.00 | 721,844.00 | 0.00 | 15.00 | 100.0% |
| 552400 IN SERVICE/STAFF DEVELOPME | 5,000.00 | 0.00 | 5,000.00 | 732.30 | 0.00 | 4,267.70 | 14.6% |
| 571100 FURNITURE AND FIXTURES | 600,000.00 | 0.00 | 600,000.00 | 501,778.50 | 0.00 | 98,221.50 | 83.6% |
| 572000 PLANT OPERATION EQUIPMENT | 45,000.00 | 0.00 | 45,000.00 | 41,703.43 | 0.00 | 3,296.57 | 92.7% |
| 579000 OTHER EQUIPMENT | 24,000.00 | 0.00 | 24,000.00 | 24,000.00 | 0.00 | 0.00 | 100.0% |
| TOTAL OPERATION OF PLANT | 19,293,504.00 | 401,598.00 | 19,695,102.00 | 18,376,666.38 | 0.00 | 1,318,435.62 | 93.3% |

MAINTENANCE OF PLANT

| | | | | | | | |
|------------------------------|--------------|-----------|--------------|--------------|------|-----------|--------|
| 510500 SUPERVISOR/DIRECTOR | 93,700.00 | 0.00 | 93,700.00 | 93,699.00 | 0.00 | 1.00 | 100.0% |
| 514100 FOREMEN | 81,939.00 | 0.00 | 81,939.00 | 81,938.06 | 0.00 | 0.94 | 100.0% |
| 516100 SECRETARY(S) | 91,031.00 | 3,513.00 | 94,544.00 | 94,543.23 | 0.00 | 0.77 | 100.0% |
| 516700 MAINTENANCE PERSONNEL | 2,865,671.00 | 69,331.00 | 2,935,002.00 | 2,934,311.20 | 0.00 | 690.80 | 100.0% |
| 516800 TEMPORARY PERSONNEL | 23,223.00 | 0.00 | 23,223.00 | 13,000.00 | 0.00 | 10,223.00 | 56.0% |
| 518700 OVERTIME PAY | 4,000.00 | 0.00 | 4,000.00 | 0.00 | 0.00 | 4,000.00 | .0% |
| 520100 SOCIAL SECURITY | 195,893.00 | 0.00 | 195,893.00 | 187,808.29 | 0.00 | 8,084.71 | 95.9% |

CLARKSVILLE-MONTGOMERY CO. SCHOOL SYSTEM



YTD BUDGET REPORT 06/30/2022 EXPENSES

| FY 2022-23 | | | | | | | |
|--|------------------|-----------------------|----------------|--------------|--------------|------------------|--------|
| ACCOUNTS FOR: 141 GENERAL PURPOSE SCHOOL | | | | | | | |
| | ORIGINAL APPROP. | TRANSFERS/ADJUSTMENTS | REVISED BUDGET | YTD EXPENDED | ENCUMBRANCES | AVAILABLE BUDGET | % USED |
| 520400 STATE RETIREMENT | | | | | | | |
| 376,864.00 | | | 396,665.00 | 380,325.05 | 0.00 | 16,339.95 | 95.9% |
| 520600 LIFE INSURANCE | | | | | | | |
| 2,115.00 | 0.00 | | 2,115.00 | 2,058.24 | 0.00 | 56.76 | 97.3% |
| 520700 MEDICAL INSURANCE | | | | | | | |
| 735,822.00 | 63,771.00 | | 799,593.00 | 798,454.66 | 0.00 | 1,138.34 | 99.9% |
| 521200 EMPLOYER MEDICARE | | | | | | | |
| 45,815.00 | 0.00 | | 45,815.00 | 43,922.91 | 0.00 | 1,892.09 | 95.9% |
| 521700 RETIREMENT-HYBRID STABILIZ | | | | | | | |
| 14,272.00 | 0.00 | | 14,272.00 | 16,030.08 | 0.00 | -1,758.08 | 112.3% |
| 530700 COMMUNICATION | | | | | | | |
| 586,837.00 | 0.00 | | 586,837.00 | 532,818.43 | 0.00 | 54,018.57 | 90.8% |
| 532000 DUES AND MEMBERSHIPS | | | | | | | |
| 500.00 | 0.00 | | 500.00 | 145.00 | 0.00 | 355.00 | 29.0% |
| 532900 LAUNDRY SERVICE | | | | | | | |
| 17,300.00 | 0.00 | | 17,300.00 | 15,356.22 | 0.00 | 1,943.78 | 88.8% |
| 533500 REPAIR SERVICES-BUILDINGS | | | | | | | |
| 50,000.00 | 0.00 | | 50,000.00 | 49,998.65 | 0.00 | 1.35 | 100.0% |
| 533600 MAINT/REPAIR SRVCS- EQUIP | | | | | | | |
| 278,500.00 | 0.00 | | 278,500.00 | 272,238.41 | 0.00 | 6,261.59 | 97.8% |
| 533800 MAINT/REPAIR SRVCS- VEHICL | | | | | | | |
| 10,000.00 | 0.00 | | 10,000.00 | 9,378.61 | 0.00 | 621.39 | 93.8% |
| 535100 RENTALS | | | | | | | |
| 4,200.00 | 0.00 | | 4,200.00 | 4,190.83 | 0.00 | 9.17 | 99.8% |
| 539900 OTHER CONTRACTED SERVICES | | | | | | | |
| 1,025,460.00 | 0.00 | 1,025,460.00 | 1,025,460.00 | 1,019,807.39 | 0.00 | 5,652.61 | 99.4% |
| 542200 FOOD SUPPLIES | | | | | | | |
| 315.00 | 0.00 | | 315.00 | 200.00 | 0.00 | 115.00 | 63.5% |
| 542500 GASOLINE | | | | | | | |
| 175,000.00 | 5,800.00 | | 180,800.00 | 179,805.79 | 0.00 | 994.21 | 99.5% |
| 543300 LUBRICANTS | | | | | | | |
| 3,500.00 | 0.00 | | 3,500.00 | 1,997.18 | 0.00 | 1,502.82 | 57.1% |
| 543500 OFFICE SUPPLIES | | | | | | | |
| 3,000.00 | 0.00 | | 3,000.00 | 2,339.29 | 0.00 | 660.71 | 78.0% |
| 545000 TIRES AND TUBES | | | | | | | |
| 18,000.00 | 0.00 | | 18,000.00 | 4,459.89 | 0.00 | 13,540.11 | 24.8% |
| 545300 VEHICLE PARTS | | | | | | | |
| 60,000.00 | 0.00 | | 60,000.00 | 54,432.17 | 0.00 | 5,567.83 | 90.7% |
| 546800 CHEMICALS | | | | | | | |
| 50,000.00 | 0.00 | | 50,000.00 | 49,229.58 | 0.00 | 770.42 | 98.5% |
| 549900 OTHER SUPPLIES AND MATERIA | | | | | | | |
| 1,172,657.00 | -5,000.00 | 1,167,657.00 | 1,167,657.00 | 1,138,135.59 | 0.00 | 29,521.41 | 97.5% |
| 551100 VEHICLE AND EQUIP INSURANC | | | | | | | |
| 60,168.00 | 9,243.00 | | 69,411.00 | 69,411.00 | 0.00 | 0.00 | 100.0% |

CLARKSVILLE-MONTGOMERY CO. SCHOOL SYSTEM



YTD BUDGET REPORT 06/30/2022 EXPENSES

FOR 2022-23

ACCOUNTS FOR: 141 GENERAL PURPOSE SCHOOL

| | ORIGINAL APPROP | TRANSFERS/ADJSTMS | REVISED BUDGET | YTD EXPENDED | ENCUMBRANCES | AVAILABLE BUDGET | % USED |
|-----------------------------------|-----------------|-------------------|----------------|--------------|--------------|------------------|--------|
| 552400 IN SERVICE/STAFF DEVELOPME | 10,000.00 | 0.00 | 10,000.00 | 3,519.24 | 0.00 | 6,480.76 | 35.2% |
| 570800 COMMUNICATION EQUIPMENT | 3,000.00 | 0.00 | 3,000.00 | 2,603.69 | 0.00 | 396.31 | 86.8% |
| 571700 MAINTENANCE EQUIPMENT | 140,000.00 | 5,000.00 | 145,000.00 | 144,251.27 | 0.00 | 748.73 | 99.5% |
| TOTAL MAINTENANCE OF PLANT | 8,198,782.00 | 171,459.00 | 8,370,241.00 | 8,200,408.95 | 0.00 | 169,832.05 | 98.0% |

53400 EARLY CHILDHOOD EDUCATION

| | | | | | | | |
|-----------------------------------|--------------|----------|--------------|--------------|------|-----------|--------|
| 511600 TEACHERS | 1,055,334.00 | 9,920.00 | 1,065,254.00 | 1,050,413.86 | 0.00 | 14,840.14 | 98.6% |
| 516300 EDUCATIONAL ASSISTANTS | 435,656.00 | 0.00 | 435,656.00 | 411,746.95 | 0.00 | 23,909.05 | 94.5% |
| 516800 TEMPORARY PERSONNEL | 0.00 | 7,559.00 | 7,559.00 | 7,878.54 | 0.00 | -319.54 | 104.2% |
| 518700 OVERTIME PAY | 200.00 | 0.00 | 200.00 | 0.00 | 0.00 | 200.00 | .0% |
| 518900 OTHER SALARIES & WAGES | 218,997.00 | 0.00 | 218,997.00 | 190,821.91 | 0.00 | 28,175.09 | 87.1% |
| 519500 SUBSTITUTE TEACHERS CERTIF | 25,649.00 | 0.00 | 25,649.00 | 6,300.94 | 0.00 | 19,348.06 | 24.6% |
| 519800 SUB TEACHERS NON-CERTIFIED | 29,456.00 | 0.00 | 29,456.00 | 8,023.28 | 0.00 | 21,432.72 | 27.2% |
| 520100 SOCIAL SECURITY | 109,450.00 | 0.00 | 109,450.00 | 97,538.90 | 0.00 | 11,911.10 | 89.1% |
| 520400 STATE RETIREMENT | 167,653.00 | 1,012.00 | 168,665.00 | 161,679.69 | 0.00 | 6,985.31 | 95.9% |
| 520600 LIFE INSURANCE | 1,657.00 | 0.00 | 1,657.00 | 1,547.02 | 0.00 | 109.98 | 93.4% |
| 520700 MEDICAL INSURANCE | 425,622.00 | 7,435.00 | 433,057.00 | 428,497.37 | 0.00 | 4,559.63 | 98.9% |
| 521200 EMPLOYER MEDICARE | 25,597.00 | 0.00 | 25,597.00 | 22,940.97 | 0.00 | 2,656.03 | 89.6% |
| 521700 RETIREMENT-HYBRID STABILIZ | 11,873.00 | 1,400.00 | 13,273.00 | 10,494.79 | 0.00 | 2,778.21 | 79.1% |
| 535500 TRAVEL | 1,000.00 | 0.00 | 1,000.00 | 192.32 | 0.00 | 807.68 | 19.2% |
| 539900 OTHER CONTRACTED SERVICES | 1,500.00 | 0.00 | 1,500.00 | 60.00 | 0.00 | 1,440.00 | 4.0% |

CLARKSVILLE-MONTGOMERY CO. SCHOOL SYSTEM



YTD BUDGET REPORT 06/30/2022 EXPENSES

| FOR 2022 | | | | | | | |
|-------------------------------------|-----------------|-------------------|----------------|----------------|--------------|------------------|--------|
| ACCOUNTS FOR GENERAL PURPOSE SCHOOL | | | | | | | |
| | ORIGINAL APPROP | TRANSFERS/ADJSTMS | REVISED BUDGET | YTD EXPENDED | ENCUMBRANCES | AVAILABLE BUDGET | % USED |
| 542900 INSTRUCTIONAL SUPP & MATER | | | | | | | |
| 22,500.00 | 0.00 | | 22,500.00 | 10,814.17 | 0.00 | 11,685.83 | 48.1% |
| 552400 IN SERVICE/STAFF DEVELOPME | | | | | | | |
| 6,000.00 | 0.00 | | 6,000.00 | 694.96 | 0.00 | 5,305.04 | 11.6% |
| 572200 REGULAR INSTRUCTION EQUIPM | | | | | | | |
| 12,500.00 | 0.00 | | 12,500.00 | 0.00 | 0.00 | 12,500.00 | .0% |
| TOTAL EARLY CHILDHOOD EDUCATIO | | | | | | | |
| 2,550,644.00 | 27,326.00 | | 2,577,970.00 | 2,409,645.67 | 0.00 | 168,324.33 | 93.5% |
| 6110 PRINCIPAL ON NOTES | | | | | | | |
| 561000 PRINCIPAL ON LEASE | | | | | | | |
| 6,180,140.00 | 0.00 | | 6,180,140.00 | 6,180,139.80 | 0.00 | 0.20 | 100.0% |
| TOTAL PRINCIPAL ON NOTES | | | | | | | |
| 6,180,140.00 | 0.00 | | 6,180,140.00 | 6,180,139.80 | 0.00 | 0.20 | 100.0% |
| 6220 INTEREST ON NOTES | | | | | | | |
| 561100 INTEREST ON LEASE | | | | | | | |
| 239,831.00 | 0.00 | | 239,831.00 | 239,820.45 | 0.00 | 10.55 | 100.0% |
| TOTAL INTEREST ON NOTES | | | | | | | |
| 239,831.00 | 0.00 | | 239,831.00 | 239,820.45 | 0.00 | 10.55 | 100.0% |
| 6910 TRANSFERS OUT | | | | | | | |
| 559000 TRANSFERS TO OTHER FUNDS | | | | | | | |
| 0.00 | 7,750,000.00 | | 7,750,000.00 | 7,750,000.00 | 0.00 | 0.00 | 100.0% |
| 562000 DEBT SRVC CONTRIB TO PRIM | | | | | | | |
| 486,168.00 | 0.00 | | 486,168.00 | 486,167.67 | 0.00 | 0.33 | 100.0% |
| TOTAL TRANSFERS OUT | | | | | | | |
| 486,168.00 | 7,750,000.00 | | 8,236,168.00 | 8,236,167.67 | 0.00 | 0.33 | 100.0% |
| TOTAL GENERAL PURPOSE SCHOOL | | | | | | | |
| 324,974,257.00 | 14,784,551.00 | | 339,758,808.00 | 310,649,451.21 | 0.00 | 29,109,356.79 | 91.4% |

**Federal Projects Fund
Balance Sheet
For the Period Ending
June 30, 2022**

Assets

Current Assets:

| | |
|----------------------------|---------------|
| Cash on Deposit w/Trustee | 4,179,216.78 |
| Accounts Receivable | 583.61 |
| Prepaid Items | - |
| Due From Other Governments | 14,558,615.23 |
| Due From Other Funds | 2.51 |
| | <hr/> |

TOTAL ASSETS

18,738,418.13

Liabilities and Equity

Liabilities:

| | |
|---------------------------|--------------|
| Accounts Payable | 2,997,105.26 |
| Accrued Payroll | 2,781,712.14 |
| Payroll Deductions | 1,433,357.73 |
| Due to Other Funds | 2,652,507.12 |
| Advances From Other Funds | - |
| | <hr/> |

Total Liabilities

9,864,682.25

Equity:

| | |
|---------------------------------------|--------------|
| Reserve for Encumbrances - Prior Year | - |
| Restricted for Education | 873,735.88 |
| Committed for Education | 8,000,000.00 |
| | <hr/> |

Total Equity

8,873,735.88

TOTAL LIABILITIES AND EQUITY

18,738,418.13

Federal Projects Fund
Cash Reconciliation
June 30, 2022

| | | |
|--------------------------------|-----------------------|----------------------------|
| Cash on Deposit with Trustee | 7,180,666.90 | |
| Plus Receipts for Month | <u>3,955,615.93</u> | |
| Total Available Funds | | 11,136,282.83 |
| Less Cash Disbursements: | | |
| Warrants Issued | (1,719,272.03) | |
| Wire Transfers | <u>(5,292,902.02)</u> | |
| Total Cash Disbursements | | (7,012,174.05) |
| Plus Voided Checks | | <u>55,108.00</u> |
| Book Balance | | 4,179,216.78 |
| Plus Outstanding Warrants | | 411,376.34 |
| Plus Wire Transfers in Transit | | - |
| Plus Adjustments Between Funds | | <u>-</u> |
| Trustee's Report Balance | | <u><u>4,690,593.12</u></u> |

CLARKSVILLE-MONTGOMERY CO. SCHOOL SYSTEM



YTD BUDGET REPORT 06/30/2022 REVENUE

SEP 2022 13

ACCOUNTS FOR: 147 SCHOOLS - FEDERAL PROJECTS
 ORIGINAL ESTIM REV ESTIM REV ADJ REVISED ESTIM REV ACTUAL YTD REVENUE REMAINING REVENUE % COLL

00000 NON CHARGE

| | | | | | | |
|----------------------------------|----------------|-----------------|----------------|----------------|--------|--|
| 47131 VOCAT ED-BASIC GRANTS TO S | | | | | | |
| -499,838.25 | -106,450.42 | -606,288.67 | -537,676.90 | -68,611.77 | 88.7% | |
| 47141 ESEA TITLE I | | | | | | |
| -8,869,495.00 | -269,038.10 | -9,138,533.10 | -8,538,655.90 | -599,877.20 | 93.4% | |
| 47143 EDUCATION OF THE HANDICAPP | | | | | | |
| -7,077,104.40 | -592,159.13 | -7,669,263.53 | -6,461,650.40 | -1,207,613.13 | 84.3% | |
| 47145 SPECIAL ED PRESCHOOL GRANT | | | | | | |
| -125,233.00 | -33,208.76 | -158,441.76 | -44,112.46 | -114,329.30 | 27.8% | |
| 47146 ENGLISH LANGUAGE ACQUISIIT | | | | | | |
| -127,649.00 | -13,986.60 | -141,635.60 | -116,213.69 | -25,421.91 | 82.1% | |
| 47149 EDUCATION FOR HOMELESS | | | | | | |
| -100,000.00 | -51,387.52 | -151,387.52 | -130,309.78 | -21,077.74 | 86.1% | |
| 47189 EISENHOWER PROFESS DEVGRAN | | | | | | |
| -1,396,134.00 | -85,908.65 | -1,482,042.65 | -1,012,508.59 | -469,534.06 | 68.3% | |
| 47301 COVID-19 GRANT #1 | | | | | | |
| 0.00 | -410,074.13 | -410,074.13 | -410,074.13 | 0.00 | 100.0% | |
| 47307 COVID-19 GRANT B | | | | | | |
| -18,203,670.00 | -3,736,009.14 | -21,939,679.14 | -9,526,080.39 | -12,413,598.75 | 43.4% | |
| 47309 COVID 19 GRANT D | | | | | | |
| 0.00 | -483,000.00 | -483,000.00 | -371,998.25 | -111,001.75 | 77.0% | |
| 47310 COVID-19 GRANT E | | | | | | |
| 0.00 | -1,546,847.00 | -1,546,847.00 | -573,825.79 | -973,021.21 | 37.1% | |
| 47401 ARPA - ESSER 3.0 | | | | | | |
| -58,471,762.00 | -0.18 | -58,471,762.18 | -18,986,880.98 | -39,484,881.20 | 32.5% | |
| 47402 ARP - IDEA PART B | | | | | | |
| 0.00 | -1,998,618.88 | -1,998,618.88 | -603,890.88 | -1,394,728.00 | 30.2% | |
| 47403 ARP - IDEA PRESCHOOL | | | | | | |
| 0.00 | -133,247.88 | -133,247.88 | -49,520.81 | -83,727.07 | 37.2% | |
| 47404 ARP - HOMELESS 1&2 | | | | | | |
| 0.00 | -625,521.07 | -625,521.07 | -14,104.00 | -611,417.07 | 2.3% | |
| 47590 OTHER FEDERAL THROUGH STAT | | | | | | |
| -659,665.00 | -9,949,336.28 | -10,609,001.28 | -3,732,291.68 | -6,876,709.60 | 35.2% | |
| 47990 OTHER DIRECT FEDERAL | | | | | | |
| -1,290,000.00 | 430,000.00 | -860,000.00 | -860,000.00 | 0.00 | 100.0% | |
| 49800 OPERATING TRANSFERS | | | | | | |
| 0.00 | -5,000,000.00 | -5,000,000.00 | -5,000,000.00 | 0.00 | 100.0% | |
| TOTAL NON CHARGE | | | | | | |
| -96,820,550.65 | -24,604,793.74 | -121,425,344.39 | -56,969,794.63 | -64,455,549.76 | 46.9% | |
| TOTAL SCHOOL FEDERAL PROJECTS | | | | | | |
| -96,820,550.65 | -24,604,793.74 | -121,425,344.39 | -56,969,794.63 | -64,455,549.76 | 46.9% | |

CLARKSVILLE-MONTGOMERY CO. SCHOOL SYSTEM



YTD BUDGET REPORT 06/30/2022 EXPENSES

FOR 2022

ACCOUNTS FOR: 142-SCHOOL FEDERAL PROJECTS
 ORIGINAL APPROP TRANFRS/ADJSMTS REVISED BUDGET YTD EXPENDED ENCUMBRANCES AVAILABLE BUDGET % USED

75100-REGULAR INSTRUCTION PROGRAM

| | | | | | | | | |
|--------------------------------|----------------------------|---------------|---------------|---------------|------|---------------|--------|--|
| 511600 | TEACHERS | | | | | | | |
| | 1,639,596.00 | 4,280,174.00 | 5,919,770.00 | 3,106,812.38 | 0.00 | 2,812,957.62 | 52.5% | |
| 514000 | SALARY SUPPLEMENTS | | | | | | | |
| | 600,000.00 | 266,593.68 | 866,593.68 | 591,954.25 | 0.00 | 274,639.43 | 68.3% | |
| 516300 | EDUCATIONAL ASSISTANTS | | | | | | | |
| | 1,162,238.00 | 291,721.70 | 1,453,959.70 | 1,298,674.20 | 0.00 | 155,285.50 | 89.3% | |
| 518900 | OTHER SALARIES & WAGES | | | | | | | |
| | 822,860.00 | 7,084,048.29 | 7,906,908.29 | 3,451,190.94 | 0.00 | 4,455,717.35 | 43.6% | |
| 519500 | SUBSTITUTE TEACHERS CERTIF | | | | | | | |
| | 163,900.00 | 246,456.01 | 410,356.01 | 152,858.19 | 0.00 | 257,497.82 | 37.3% | |
| 519800 | SUB TEACHERS NON-CERTIFIED | | | | | | | |
| | 923,854.00 | 416,945.06 | 1,340,799.06 | 1,046,941.81 | 0.00 | 293,857.25 | 78.1% | |
| 520100 | SOCIAL SECURITY | | | | | | | |
| | 364,382.00 | 3,411,722.05 | 3,776,104.05 | 578,916.93 | 0.00 | 3,197,187.12 | 15.3% | |
| 520400 | STATE RETIREMENT | | | | | | | |
| | 514,603.00 | 1,510,407.29 | 2,025,010.29 | 783,578.65 | 0.00 | 1,241,431.64 | 38.7% | |
| 520600 | LIFE INSURANCE | | | | | | | |
| | 7,580.00 | 18,077.00 | 25,657.00 | 5,390.48 | 0.00 | 20,266.52 | 21.0% | |
| 520700 | MEDICAL INSURANCE | | | | | | | |
| | 801,555.00 | 2,077,487.96 | 2,879,042.96 | 1,055,751.35 | 0.00 | 1,823,291.61 | 36.7% | |
| 521200 | EMPLOYER MEDICARE | | | | | | | |
| | 85,208.00 | 180,522.02 | 265,730.02 | 135,794.95 | 0.00 | 129,935.07 | 51.1% | |
| 533600 | MAINT/REPAIR SRVCS- EQUIP | | | | | | | |
| | 195,000.00 | -194,999.99 | 0.01 | 0.00 | 0.00 | 0.01 | .0% | |
| 539900 | OTHER CONTRACTED SERVICES | | | | | | | |
| | 10,000.00 | 513,769.14 | 523,769.14 | 174,015.00 | 0.00 | 349,754.14 | 33.2% | |
| 542900 | INSTRUCTIONAL SUPP & MATER | | | | | | | |
| | 118,000.00 | 678,914.44 | 796,914.44 | 536,886.88 | 0.00 | 260,027.56 | 67.4% | |
| 543000 | TEXTBOOKS - ELECTRONIC | | | | | | | |
| | 0.00 | 18,542.00 | 18,542.00 | 0.00 | 0.00 | 18,542.00 | .0% | |
| 544900 | TEXTBOOKS - BOUND | | | | | | | |
| | 8,503.00 | 1,923,699.63 | 1,932,202.63 | 1,932,202.63 | 0.00 | 0.00 | 100.0% | |
| 547100 | SOFTWARE | | | | | | | |
| | 20,000.00 | 2,329,041.28 | 2,349,041.28 | 2,335,890.05 | 0.00 | 13,151.23 | 99.4% | |
| 549900 | OTHER SUPPLIES AND MATERIA | | | | | | | |
| | 5,000.00 | -4,900.00 | 100.00 | 100.00 | 0.00 | 0.00 | 100.0% | |
| 572200 | REGULAR INSTRUCTION EQUIPM | | | | | | | |
| | 75,000.00 | 263,852.40 | 338,852.40 | 90,715.89 | 0.00 | 248,136.51 | 26.8% | |
| TOTAL REGULAR INSTRUCTION PROG | | | | | | | | |
| | 7,517,279.00 | 25,312,073.96 | 32,829,352.96 | 17,277,674.58 | 0.00 | 15,551,678.38 | 52.6% | |

CLARKSVILLE-MONTGOMERY CO. SCHOOL SYSTEM



YTD BUDGET REPORT 06/30/2022 EXPENSES

FOR 2022 B...

ACCOUNTS FOR: 142 SCHOOL FEDERAL PROJECTS
 ORIGINAL APPROPRIATION TRANSFRS/ADJSTMS REVISED BUDGET YTD EXPENDED ENCUMBRANCES AVAILABLE BUDGET % USED

71150 ALTERNATIVE INSTRUCTION

| | | | | | | | |
|-------------------------------|------|-----------|-----------|-----------|------|----------|-------|
| 516300 EDUCATIONAL ASSISTANTS | 0.00 | 8.63 | 8.63 | 0.00 | 0.00 | 8.63 | .0% |
| 518900 OTHER SALARIES & WAGES | 0.00 | 22,000.00 | 22,000.00 | 16,000.00 | 0.00 | 6,000.00 | 72.7% |
| 520100 SOCIAL SECURITY | 0.00 | 1,364.54 | 1,364.54 | 992.00 | 0.00 | 372.54 | 72.7% |
| 520400 STATE RETIREMENT | 0.00 | 2,970.00 | 2,970.00 | 1,306.30 | 0.00 | 1,663.70 | 44.0% |
| 521200 EMPLOYER MEDICARE | 0.00 | 319.00 | 319.00 | 232.00 | 0.00 | 87.00 | 72.7% |
| TOTAL ALTERNATIVE INSTRUCTION | 0.00 | 26,662.17 | 26,662.17 | 18,530.30 | 0.00 | 8,131.87 | 69.5% |

71200 SPECIAL EDUCATION PROGRAM

| | | | | | | | |
|-----------------------------------|--------------|------------|--------------|--------------|------|------------|--------|
| 511600 TEACHERS | 197,482.00 | 580,006.00 | 777,488.00 | 621,701.65 | 0.00 | 155,786.35 | 80.0% |
| 516300 EDUCATIONAL ASSISTANTS | 1,785,968.00 | 395,839.14 | 2,181,807.14 | 1,709,031.66 | 0.00 | 472,775.48 | 78.3% |
| 517100 SPEECH THERAPISTS | 67,640.00 | 10.00 | 67,650.00 | 67,647.04 | 0.00 | 2.96 | 100.0% |
| 518700 OVERTIME PAY | 0.00 | 142.47 | 142.47 | 142.47 | 0.00 | 0.00 | 100.0% |
| 518900 OTHER SALARIES & WAGES | 0.00 | 827,800.00 | 827,800.00 | 643,000.00 | 0.00 | 184,800.00 | 77.7% |
| 519500 SUBSTITUTE TEACHERS CERTIF | 0.00 | 8,000.00 | 8,000.00 | 127.88 | 0.00 | 7,872.12 | 1.6% |
| 519800 SUB TEACHERS NON-CERTIFIED | 0.00 | 7,897.18 | 7,897.18 | 287.88 | 0.00 | 7,609.30 | 3.6% |
| 520100 SOCIAL SECURITY | 127,168.80 | 127,084.03 | 254,252.83 | 178,226.57 | 0.00 | 76,026.26 | 70.1% |
| 520400 STATE RETIREMENT | 214,261.00 | 230,172.69 | 444,433.69 | 292,199.15 | 0.00 | 152,234.54 | 65.7% |
| 520600 LIFE INSURANCE | 3,032.00 | 576.00 | 3,608.00 | 2,772.51 | 0.00 | 835.49 | 76.8% |
| 520700 MEDICAL INSURANCE | 873,241.80 | 216,447.50 | 1,089,689.30 | 563,137.72 | 0.00 | 526,551.58 | 51.7% |

CLARKSVILLE-MONTGOMERY CO. SCHOOL SYSTEM



YTD BUDGET REPORT 06/30/2022 EXPENSES

FOR 2022

ACCOUNTS FOR: 42 SCHOOL FEDERAL PROJECTS

| | ORIGINAL APPROP | TRANSFRS/ADJSMTS | REVISED BUDGET | YTD EXPENDED | ENCUMBRANCES | AVAILABLE BUDGET | % USED |
|-----------------------------------|-----------------|------------------|----------------|--------------|--------------|------------------|--------|
| 521200 EMPLOYER MEDICARE | 29,740.80 | | 59,461.34 | 41,682.36 | 0.00 | 17,778.98 | 70.1% |
| 531200 CONTRACTS W/ PRIVATE AGENC | 0.00 | 448,858.76 | 448,858.76 | 193,217.95 | 0.00 | 255,640.81 | 43.0% |
| 539900 OTHER CONTRACTED SERVICES | 0.00 | 7,000.00 | 7,000.00 | 3,500.00 | 0.00 | 3,500.00 | 50.0% |
| 542900 INSTRUCTIONAL SUPP & MATER | 0.00 | 68,691.74 | 68,691.74 | 16,474.95 | 0.00 | 52,216.79 | 24.0% |
| 549900 OTHER SUPPLIES AND MATERIA | 0.00 | 106,000.00 | 106,000.00 | 19,826.79 | 0.00 | 86,173.21 | 18.7% |
| 559900 OTHER CHARGES | 0.00 | 15,000.00 | 15,000.00 | 180.00 | 0.00 | 14,820.00 | 1.2% |
| 572500 SPECIAL EDUCATION EQUIPMEN | 0.00 | 225,145.42 | 225,145.42 | 102,350.34 | 0.00 | 122,795.08 | 45.5% |
| TOTAL SPECIAL EDUCATION PROGRA | 3,298,534.40 | 3,294,391.47 | 6,592,925.87 | 4,455,506.92 | 0.00 | 2,137,418.95 | 67.6% |

VOCATIONAL EDUCATION PROGRAM

| | | | | | | | |
|-----------------------------------|-----------|------------|------------|------------|------|------------|-------|
| 511600 TEACHERS | 0.00 | 246,005.00 | 246,005.00 | 112,622.32 | 0.00 | 133,382.68 | 45.8% |
| 516200 CLERICAL PERSONNEL | 13,600.00 | 2.07 | 13,602.07 | 13,544.00 | 0.00 | 58.07 | 99.6% |
| 516300 EDUCATIONAL ASSISTANTS | 0.00 | 31,000.00 | 31,000.00 | 18,115.21 | 0.00 | 12,884.79 | 58.4% |
| 518900 OTHER SALARIES & WAGES | 0.00 | 524,192.00 | 524,192.00 | 218,633.24 | 0.00 | 305,558.76 | 41.7% |
| 519500 SUBSTITUTE TEACHERS CERTIF | 0.00 | 1,800.00 | 1,800.00 | 705.27 | 0.00 | 1,094.73 | 39.2% |
| 519800 SUB TEACHERS NON-CERTIFIED | 0.00 | 1,650.00 | 1,650.00 | 791.25 | 0.00 | 858.75 | 48.0% |
| 520100 SOCIAL SECURITY | 843.00 | 50,108.13 | 50,951.13 | 21,831.18 | 0.00 | 29,119.95 | 42.8% |
| 520400 STATE RETIREMENT | 1,892.00 | 87,594.90 | 89,486.90 | 32,096.49 | 0.00 | 57,390.41 | 35.9% |
| 520600 LIFE INSURANCE | 32.00 | 320.00 | 352.00 | 185.61 | 0.00 | 166.39 | 52.7% |
| 520700 MEDICAL INSURANCE | 17,284.00 | 170,751.60 | 188,035.60 | 40,727.79 | 0.00 | 147,307.81 | 21.7% |
| 521200 EMPLOYER MEDICARE | 198.00 | 12,709.03 | 12,907.03 | 5,108.20 | 0.00 | 7,798.83 | 39.6% |

CLARKSVILLE-MONTGOMERY CO. SCHOOL SYSTEM



YTD BUDGET REPORT 06/30/2022 EXPENSES

FOR 2022

ACCOUNTS FOR: 142 SCHOOL FEDERAL PROJECTS
 ORIGINAL APPROPRIATION TRANSFERS/ADJUSTMENTS REVISED BUDGET YTD EXPENDED ENCUMBRANCES AVAILABLE BUDGET % USED

| | | | | | | | |
|-----------------------------------|------------|--------------|--------------|------------|------|------------|--------|
| 533600 MAINT/REPAIR SRVCS- EQUIP | 0.00 | 919.08 | 919.08 | 919.08 | 0.00 | 0.00 | 100.0% |
| 539900 OTHER CONTRACTED SERVICES | 0.00 | 20,224.05 | 20,224.05 | 4,774.05 | 0.00 | 15,450.00 | 23.6% |
| 542900 INSTRUCTIONAL SUPP & MATER | 0.00 | 14,665.00 | 14,665.00 | 14,538.79 | 0.00 | 126.21 | 99.1% |
| 549900 OTHER SUPPLIES AND MATERIA | 0.00 | 100,050.00 | 100,050.00 | 74,714.96 | 0.00 | 25,335.04 | 74.7% |
| 559900 OTHER CHARGES | 277,111.25 | -277,111.25 | 0.00 | 0.00 | 0.00 | 0.00 | .0% |
| 573000 VOCATIONAL INSTRUCTION EQU | 0.00 | 130,959.94 | 130,959.94 | 128,086.54 | 0.00 | 2,873.40 | 97.8% |
| TOTAL VOCATIONAL EDUCATION PRO | 310,960.25 | 1,115,839.55 | 1,426,799.80 | 687,393.98 | 0.00 | 739,405.82 | 48.2% |

ATTENDANCE

| | | | | | | | |
|-------------------------------|------|-----------|-----------|-----------|------|----------|-------|
| 518900 OTHER SALARIES & WAGES | 0.00 | 15,275.77 | 15,275.77 | 10,014.14 | 0.00 | 5,261.63 | 65.6% |
| 520100 SOCIAL SECURITY | 0.00 | 947.10 | 947.10 | 620.88 | 0.00 | 326.22 | 65.6% |
| 520400 STATE RETIREMENT | 0.00 | 2,025.00 | 2,025.00 | 917.30 | 0.00 | 1,107.70 | 45.3% |
| 521200 EMPLOYER MEDICARE | 0.00 | 221.50 | 221.50 | 145.21 | 0.00 | 76.29 | 65.6% |
| TOTAL ATTENDANCE | 0.00 | 18,469.37 | 18,469.37 | 11,697.53 | 0.00 | 6,771.84 | 63.3% |

HEALTH SERVICES

| | | | | | | | |
|-------------------------------|------------|--------------|--------------|------------|------|--------------|--------|
| 513100 MEDICAL PERSONNEL | 348,034.00 | 2,932,476.73 | 3,280,510.73 | 787,635.65 | 0.00 | 2,492,875.08 | 24.0% |
| 518700 OVERTIME PAY | 0.00 | 1,467.03 | 1,467.03 | 1,467.03 | 0.00 | 0.00 | 100.0% |
| 518800 BONUS PAYMENTS | 0.00 | 75,000.00 | 75,000.00 | 52,000.00 | 0.00 | 23,000.00 | 69.3% |
| 518900 OTHER SALARIES & WAGES | 0.00 | 286,002.93 | 286,002.93 | 179,332.50 | 0.00 | 106,670.43 | 62.7% |

CLARKSVILLE-MONTGOMERY CO. SCHOOL SYSTEM



YTD BUDGET REPORT 06/30/2022 EXPENSES

FOR 2022

| ACCOUNTS FOR: 142 SCHOOL FEDERAL PROJECTS | ORIGINAL APPROP | TRANSFRS/ADJSTMS | REVISED BUDGET | YTD EXPENDED | ENCUMBRANCES | AVAILABLE BUDGET | %USED |
|---|-----------------|------------------|----------------|--------------|--------------|------------------|-------|
| 520100 SOCIAL SECURITY | | | | | | | |
| 21,225.00 | 200,145.64 | | 221,370.64 | 60,487.74 | 0.00 | 160,882.90 | 27.3% |
| 520400 STATE RETIREMENT | | | | | | | |
| 38,617.00 | 431,786.30 | | 470,403.30 | 78,077.83 | 0.00 | 392,325.47 | 16.6% |
| 520600 LIFE INSURANCE | | | | | | | |
| 213.00 | 1,611.00 | | 1,824.00 | 643.93 | 0.00 | 1,180.07 | 35.3% |
| 520700 MEDICAL INSURANCE | | | | | | | |
| 38,581.00 | 949,900.00 | | 988,481.00 | 178,887.99 | 0.00 | 809,593.01 | 18.1% |
| 521200 EMPLOYER MEDICARE | | | | | | | |
| 889.00 | 50,723.58 | | 51,612.58 | 14,146.32 | 0.00 | 37,466.26 | 27.4% |
| 530700 COMMUNICATION | | | | | | | |
| 0.00 | 2,850.00 | | 2,850.00 | 0.00 | 0.00 | 2,850.00 | .0% |
| 534800 POSTAL CHARGES | | | | | | | |
| 0.00 | 5,216.00 | | 5,216.00 | 0.00 | 0.00 | 5,216.00 | .0% |
| 535500 TRAVEL | | | | | | | |
| 0.00 | 5,000.00 | | 5,000.00 | 646.25 | 0.00 | 4,353.75 | 12.9% |
| 539900 OTHER CONTRACTED SERVICES | | | | | | | |
| 0.00 | 276,608.00 | | 276,608.00 | 12,376.00 | 0.00 | 264,232.00 | 4.5% |
| 541300 DRUGS AND MEDICAL SUPPLIES | | | | | | | |
| 0.00 | 1,435,377.25 | | 1,435,377.25 | 51,975.68 | 0.00 | 1,383,401.57 | 3.6% |
| 547100 SOFTWARE | | | | | | | |
| 0.00 | 100,000.00 | | 100,000.00 | 0.00 | 0.00 | 100,000.00 | .0% |
| 549900 OTHER SUPPLIES AND MATERIA | | | | | | | |
| 80,000.00 | 185,000.00 | | 265,000.00 | 30,577.11 | 0.00 | 234,422.89 | 11.5% |
| 559900 OTHER CHARGES | | | | | | | |
| 285,000.00 | -282,400.00 | | 2,600.00 | 1,950.00 | 0.00 | 650.00 | 75.0% |
| 573500 HEALTH EQUIPMENT | | | | | | | |
| 0.00 | 383,334.75 | | 383,334.75 | 97,785.81 | 0.00 | 285,548.94 | 25.5% |
| 579000 OTHER EQUIPMENT | | | | | | | |
| 116,000.00 | 260,894.22 | | 376,894.22 | 104,072.23 | 0.00 | 272,821.99 | 27.6% |
| TOTAL HEALTH SERVICES | | | | | | | |
| 928,559.00 | 7,300,993.43 | | 8,229,552.43 | 1,652,062.07 | 0.00 | 6,577,490.36 | 20.1% |
| 7450 OTHER STUDENT SUPPORT | | | | | | | |
| 512300 GUIDANCE PERSONNEL | | | | | | | |
| 144,937.00 | 864,532.00 | | 1,009,469.00 | 459,033.04 | 0.00 | 550,435.96 | 45.5% |
| 513000 SOCIAL WORKERS | | | | | | | |
| 49,327.00 | 260,000.00 | | 309,327.00 | 92,789.99 | 0.00 | 216,537.01 | 30.0% |
| 514600 BUS DRIVERS | | | | | | | |
| 0.00 | 76,000.00 | | 76,000.00 | 0.00 | 0.00 | 76,000.00 | .0% |

CLARKSVILLE-MONTGOMERY CO. SCHOOL SYSTEM



YTD BUDGET REPORT 06/30/2022 EXPENSES

FOR 2022

ACCOUNTS FOR: LOCAL SCHOOL FEDERAL PROJECTS
 ORIGINAL APPROP. TRANSFRS/ADJSTMS REVISED BUDGET YTD EXPENDED ENCUMBRANCES AVAILABLE BUDGET % USED

| | | | | | | | |
|-----------------------------------|------------|--------------|--------------|--------------|------|--------------|-------|
| 516200 CLERICAL PERSONNEL | 25,262.00 | 4,783.58 | 30,045.58 | 26,986.48 | 0.00 | 3,059.10 | 89.8% |
| 518800 BONUS PAYMENTS | 0.00 | 650,000.00 | 650,000.00 | 257,650.00 | 0.00 | 392,350.00 | 39.6% |
| 518900 OTHER SALARIES & WAGES | 190,372.00 | 2,229,176.79 | 2,419,548.79 | 1,781,102.55 | 0.00 | 638,446.24 | 73.6% |
| 520100 SOCIAL SECURITY | 26,416.00 | 138,030.57 | 164,446.57 | 69,744.72 | 0.00 | 94,701.85 | 42.4% |
| 520400 STATE RETIREMENT | 40,567.00 | 206,146.21 | 246,713.21 | 84,367.48 | 0.00 | 162,345.73 | 34.2% |
| 520600 LIFE INSURANCE | 309.00 | 626.00 | 935.00 | 472.12 | 0.00 | 462.88 | 50.5% |
| 520700 MEDICAL INSURANCE | 73,422.00 | 336,687.37 | 410,109.37 | 150,513.34 | 0.00 | 259,596.03 | 36.7% |
| 521200 EMPLOYER MEDICARE | 6,178.00 | 33,340.77 | 39,518.77 | 16,639.26 | 0.00 | 22,879.51 | 42.1% |
| 530700 COMMUNICATION | 0.00 | 137,236.02 | 137,236.02 | 1,402.62 | 0.00 | 135,833.40 | 1.0% |
| 533600 MAINT/REPAIR SRVCS- EQUIP | 0.00 | 30,000.00 | 30,000.00 | 101.25 | 0.00 | 29,898.75 | .3% |
| 534800 POSTAL CHARGES | 2,000.00 | 9,899.62 | 11,899.62 | 11,369.35 | 0.00 | 530.27 | 95.5% |
| 535500 TRAVEL | 0.00 | 52,400.00 | 52,400.00 | 31,927.20 | 0.00 | 20,472.80 | 60.9% |
| 539900 OTHER CONTRACTED SERVICES | 86,000.00 | 527,936.81 | 613,936.81 | 217,453.97 | 0.00 | 396,482.84 | 35.4% |
| 549900 OTHER SUPPLIES AND MATERIA | 15,000.00 | 307,520.04 | 322,520.04 | 180,591.69 | 0.00 | 141,928.35 | 56.0% |
| 552400 IN SERVICE/STAFF DEVELOPME | 0.00 | 35,589.40 | 35,589.40 | 26,540.66 | 0.00 | 9,048.74 | 74.6% |
| 559900 OTHER CHARGES | 57,924.00 | 207,778.71 | 265,702.71 | 16,381.15 | 0.00 | 249,321.56 | 6.2% |
| 579000 OTHER EQUIPMENT | 1,000.00 | 109,400.00 | 110,400.00 | 29,988.26 | 0.00 | 80,411.74 | 27.2% |
| TOTAL OTHER STUDENT SUPPORT | 718,714.00 | 6,217,083.89 | 6,935,797.89 | 3,455,055.13 | 0.00 | 3,480,742.76 | 49.8% |

REGULAR INSTRUCTION SUPPORT

| | | | | | | | |
|----------------------------|------------|------------|------------|------------|------|------------|-------|
| 510500 SUPERVISOR/DIRECTOR | 351,486.00 | 212,555.54 | 564,041.54 | 456,298.28 | 0.00 | 107,743.26 | 80.9% |
|----------------------------|------------|------------|------------|------------|------|------------|-------|

CLARKSVILLE-MONTGOMERY CO. SCHOOL SYSTEM



YTD BUDGET REPORT 06/30/2022 EXPENSES

| FOR 2022 | | | | | | | |
|---|-----------------|------------------|----------------|--------------|--------------|------------------|--------|
| ACCOUNTS FOR: 142 SCHOOL FEDERAL PROJECTS | | | | | | | |
| | ORIGINAL APPROP | TRANSFRS/ADJSTMS | REVISED BUDGET | YTD EXPENDED | ENCUMBRANCES | AVAILABLE BUDGET | USED |
| 513800 INSTRUCTIONAL COMPUTER PER | 261,890.00 | 36,776.20 | 298,666.20 | 89,362.17 | 0.00 | 209,304.03 | 29.9% |
| 516100 SECRETARY(S) | 20,675.00 | 767.34 | 21,442.34 | 21,072.90 | 0.00 | 369.44 | 98.3% |
| 516200 CLERICAL PERSONNEL | 0.00 | 1.03 | 1.03 | 0.00 | 0.00 | 1.03 | .0% |
| 516300 EDUCATIONAL ASSISTANTS | 0.00 | 2,944.72 | 2,944.72 | 2,375.13 | 0.00 | 569.59 | 80.7% |
| 516800 TEMPORARY PERSONNEL | 0.00 | 1,392.50 | 1,392.50 | 0.00 | 0.00 | 1,392.50 | .0% |
| 518900 OTHER SALARIES & WAGES | 4,188,213.00 | 3,000,805.92 | 7,189,018.92 | 4,738,140.01 | 0.00 | 2,450,878.91 | 65.9% |
| 519500 SUBSTITUTE TEACHERS CERTIF | 0.00 | 41,077.00 | 41,077.00 | 0.00 | 0.00 | 41,077.00 | .0% |
| 519800 SUB TEACHERS NON-CERTIFIED | 0.00 | 41,077.00 | 41,077.00 | 48.88 | 0.00 | 41,028.12 | .1% |
| 520100 SOCIAL SECURITY | 300,455.00 | 224,839.81 | 525,294.81 | 318,595.39 | 0.00 | 206,699.42 | 60.7% |
| 520400 STATE RETIREMENT | 524,152.00 | 404,203.32 | 928,355.32 | 510,585.03 | 0.00 | 417,770.29 | 55.0% |
| 520600 LIFE INSURANCE | 2,564.00 | 1,219.80 | 3,783.80 | 2,900.68 | 0.00 | 883.12 | 76.7% |
| 520700 MEDICAL INSURANCE | 617,266.00 | 617,425.12 | 1,234,711.12 | 779,622.97 | 0.00 | 455,088.15 | 63.1% |
| 521200 EMPLOYER MEDICARE | 57,270.00 | 65,577.77 | 122,847.77 | 74,524.01 | 0.00 | 48,323.76 | 60.7% |
| 530800 CONSULTANTS | 11,816.00 | -111.19 | 11,704.81 | 3,300.00 | 0.00 | 8,404.81 | 28.2% |
| 535500 TRAVEL | 7,000.00 | -4,950.00 | 2,050.00 | 1,136.80 | 0.00 | 913.20 | 55.5% |
| 539900 OTHER CONTRACTED SERVICES | 92,000.00 | 206,913.17 | 298,913.17 | 183,631.79 | 0.00 | 115,281.38 | 61.4% |
| 543200 LIBRARY BOOKS/MEDIA | 10,000.00 | 13,329.53 | 23,329.53 | 15,693.17 | 0.00 | 7,636.36 | 67.3% |
| 543700 PERIODICALS | 500.00 | 8,830.47 | 9,330.47 | 8,140.00 | 0.00 | 1,190.47 | 87.2% |
| 547100 SOFTWARE | 125,700.00 | 169,798.50 | 295,498.50 | 14,889.35 | 0.00 | 280,609.15 | 5.0% |
| 549900 OTHER SUPPLIES AND MATERIA | 46,000.00 | 152,297.49 | 198,297.49 | 82,777.77 | 0.00 | 115,519.72 | 41.7% |
| 552400 IN SERVICE/STAFF DEVELOPME | 116,382.00 | 464,254.70 | 580,636.70 | 159,235.72 | 0.00 | 421,400.98 | 27.4% |
| 559900 OTHER CHARGES | 58,960,014.00 | -58,958,891.35 | 1,122.65 | 1,122.65 | 0.00 | 0.00 | 100.0% |

CLARKSVILLE-MONTGOMERY CO. SCHOOL SYSTEM



YTD BUDGET REPORT 06/30/2022 EXPENSES

~~FOR 2022~~

ACCOUNTS FOR: ~~142 SCHOOL FEDERAL PROJECTS~~
~~ORIGINAL APPROP.~~ ~~TRANSFERS/ADJSMTS~~ ~~REVISED BUDGET~~ ~~YTD. EXPENDED~~ ~~ENCUMBRANCES~~ ~~AVAILABLE BUDGET~~ ~~% USED~~

| | | | | | | | |
|--------------------------------|---------------|----------------|---------------|--------------|------|--------------|-------|
| 579000 OTHER EQUIPMENT | 12,750.00 | -11,750.00 | 1,000.00 | 281.94 | 0.00 | 718.06 | 28.2% |
| TOTAL REGULAR INSTRUCTION SUPP | 65,706,153.00 | -53,309,615.61 | 12,396,537.39 | 7,463,734.64 | 0.00 | 4,932,802.75 | 60.2% |

~~72215 ALTERNATIVE INSTRUCTION SUPPORT~~

| | | | | | | | |
|--------------------------------|------|----------|----------|----------|------|----------|-------|
| 518900 OTHER SALARIES & WAGES | 0.00 | 6,000.00 | 6,000.00 | 1,000.00 | 0.00 | 5,000.00 | 16.7% |
| 520100 SOCIAL SECURITY | 0.00 | 372.00 | 372.00 | 62.00 | 0.00 | 310.00 | 16.7% |
| 520400 STATE RETIREMENT | 0.00 | 810.00 | 810.00 | 135.00 | 0.00 | 675.00 | 16.7% |
| 521200 EMPLOYER MEDICARE | 0.00 | 87.00 | 87.00 | 14.50 | 0.00 | 72.50 | 16.7% |
| TOTAL ALTERNATIVE INSTRUCT SUP | 0.00 | 7,269.00 | 7,269.00 | 1,211.50 | 0.00 | 6,057.50 | 16.7% |

~~72220 SPECIAL EDUCATION SUPPORT~~

| | | | | | | | |
|--------------------------------|------------|------------|------------|------------|------|------------|--------|
| 512400 PSYCHOLOGICAL PERSONNEL | 588,903.00 | -5,955.83 | 582,947.17 | 529,275.93 | 0.00 | 53,671.24 | 90.8% |
| 513100 MEDICAL PERSONNEL | 118,997.00 | 0.00 | 118,997.00 | 115,832.40 | 0.00 | 3,164.60 | 97.3% |
| 516100 SECRETARY(S) | 53,260.00 | 2,063.59 | 55,323.59 | 55,317.68 | 0.00 | 5.91 | 100.0% |
| 516200 CLERICAL PERSONNEL | 0.00 | 256.25 | 256.25 | 176.73 | 0.00 | 79.52 | 69.0% |
| 518900 OTHER SALARIES & WAGES | 517,881.00 | 206,000.00 | 723,881.00 | 602,089.46 | 0.00 | 121,791.54 | 83.2% |
| 520100 SOCIAL SECURITY | 79,300.00 | 17,285.11 | 96,585.11 | 76,821.96 | 0.00 | 19,763.15 | 79.5% |
| 520400 STATE RETIREMENT | 129,035.00 | 25,229.12 | 154,264.12 | 116,329.69 | 0.00 | 37,934.43 | 75.4% |
| 520600 LIFE INSURANCE | 734.00 | 0.00 | 734.00 | 684.50 | 0.00 | 49.50 | 93.3% |
| 520700 MEDICAL INSURANCE | 228,410.00 | 3,290.83 | 231,700.83 | 231,567.66 | 0.00 | 133.17 | 99.9% |

CLARKSVILLE-MONTGOMERY CO. SCHOOL SYSTEM



YTD BUDGET REPORT 06/30/2022 EXPENSES

FOR 2022

ACCOUNTS FOR: 442 SCHOOL FEDERAL PROJECTS
 ORIGINAL APPROPRIATIONS TRANSFERS/ADJUSTMENTS REVISED BUDGET YTD EXPENDED ENCUMBRANCES AVAILABLE BUDGET % USED

| | | | | | | | |
|-----------------------------------|--------------|-------------|--------------|--------------|------|------------|-------|
| 521200 EMPLOYER MEDICARE | 18,545.00 | 3,720.62 | 22,265.62 | 17,966.50 | 0.00 | 4,299.12 | 80.7% |
| 531200 CONTRACTS W/ PRIVATE AGENC | 0.00 | 75,000.00 | 75,000.00 | 9,828.00 | 0.00 | 65,172.00 | 13.1% |
| 534800 POSTAL CHARGES | 0.00 | 100.00 | 100.00 | 0.00 | 0.00 | 100.00 | .0% |
| 535500 TRAVEL | 0.00 | 18,077.20 | 18,077.20 | 6,074.30 | 0.00 | 12,002.90 | 33.6% |
| 539900 OTHER CONTRACTED SERVICES | 0.00 | 53,000.00 | 53,000.00 | 30,562.10 | 0.00 | 22,437.90 | 57.7% |
| 549900 OTHER SUPPLIES AND MATERIA | 0.00 | 29,000.00 | 29,000.00 | 5,787.23 | 0.00 | 23,212.77 | 20.0% |
| 552400 IN SERVICE/STAFF DEVELOPME | 0.00 | 34,990.00 | 34,990.00 | 5,281.56 | 0.00 | 29,708.44 | 15.1% |
| 559900 OTHER CHARGES | 738,401.00 | -688,559.00 | 49,842.00 | 0.00 | 0.00 | 49,842.00 | .0% |
| 579000 OTHER EQUIPMENT | 0.00 | 259,886.93 | 259,886.93 | 281.88 | 0.00 | 259,605.05 | .1% |
| TOTAL SPECIAL EDUCATION SUPPOR | 2,473,466.00 | 33,384.82 | 2,506,850.82 | 1,803,877.58 | 0.00 | 702,973.24 | 72.0% |

72230 VOCATIONAL EDUCATION SUPPORT

| | | | | | | | |
|-----------------------------------|------|-----------|-----------|----------|------|----------|--------|
| 516100 SECRETARY(S) | 0.00 | 0.60 | 0.60 | 0.60 | 0.00 | 0.00 | 100.0% |
| 518900 OTHER SALARIES & WAGES | 0.00 | 6,000.00 | 6,000.00 | 1,000.00 | 0.00 | 5,000.00 | 16.7% |
| 520100 SOCIAL SECURITY | 0.00 | 372.04 | 372.04 | 62.04 | 0.00 | 310.00 | 16.7% |
| 520400 STATE RETIREMENT | 0.00 | 810.00 | 810.00 | 103.00 | 0.00 | 707.00 | 12.7% |
| 521200 EMPLOYER MEDICARE | 0.00 | 87.01 | 87.01 | 14.51 | 0.00 | 72.50 | 16.7% |
| 535500 TRAVEL | 0.00 | 750.00 | 750.00 | 736.68 | 0.00 | 13.32 | 98.2% |
| 552400 IN SERVICE/STAFF DEVELOPME | 0.00 | 3,050.00 | 3,050.00 | 2,887.31 | 0.00 | 162.69 | 94.7% |
| TOTAL VOCATIONAL EDUCATION SUP | 0.00 | 11,069.65 | 11,069.65 | 4,804.14 | 0.00 | 6,265.51 | 43.4% |

72250 TECHNOLOGY

CLARKSVILLE-MONTGOMERY CO. SCHOOL SYSTEM



YTD BUDGET REPORT 06/30/2022 EXPENSES

FOR 2022

ACCOUNTS FOR: 142 SCHOOL FEDERAL PROJECTS
 ORIGINAL APPROP. TRANSFERS/ADJSTMS REVISED BUDGET YTD EXPENDED ENCUMBRANCES AVAILABLE BUDGET % USED

| | | | | | | | |
|-----------------------------------|---------------------|---------------------|---------------------|---------------------|-------------|---------------------|--------------|
| 512000 COMPUTER PROGRAMMER(S) | 0.00 | 100,746.00 | 100,746.00 | 0.00 | 0.00 | 100,746.00 | .0% |
| 516100 SECRETARY(S) | 0.00 | 0.42 | 0.42 | 0.00 | 0.00 | 0.42 | .0% |
| 518900 OTHER SALARIES & WAGES | 0.00 | 192,215.54 | 192,215.54 | 36,386.25 | 0.00 | 155,829.29 | 18.9% |
| 520100 SOCIAL SECURITY | 0.00 | 10,215.49 | 10,215.49 | 2,255.95 | 0.00 | 7,959.54 | 22.1% |
| 520400 STATE RETIREMENT | 0.00 | 16,983.00 | 16,983.00 | 2,105.00 | 0.00 | 14,878.00 | 12.4% |
| 520600 LIFE INSURANCE | 0.00 | 96.00 | 96.00 | 0.00 | 0.00 | 96.00 | .0% |
| 520700 MEDICAL INSURANCE | 0.00 | 51,849.00 | 51,849.00 | 0.00 | 0.00 | 51,849.00 | .0% |
| 521200 EMPLOYER MEDICARE | 0.00 | 4,248.62 | 4,248.62 | 527.60 | 0.00 | 3,721.02 | 12.4% |
| 530700 COMMUNICATION | 0.00 | 87,900.00 | 87,900.00 | 11,257.94 | 0.00 | 76,642.06 | 12.8% |
| 535000 INTERNET CONNECTIVITY | 1,800,000.00 | -77,314.11 | 1,722,685.89 | 381,611.00 | 0.00 | 1,341,074.89 | 22.2% |
| 547100 SOFTWARE | 375,000.00 | 1,727,206.04 | 2,102,206.04 | 1,360,565.80 | 0.00 | 741,640.24 | 64.7% |
| 549900 OTHER SUPPLIES AND MATERIA | 610,000.00 | 6,254.72 | 616,254.72 | 407,730.07 | 0.00 | 208,524.65 | 66.2% |
| 579000 OTHER EQUIPMENT | 329,750.00 | 372,590.47 | 702,340.47 | 464,193.48 | 0.00 | 238,146.99 | 66.1% |
| TOTAL TECHNOLOGY | 3,114,750.00 | 2,492,991.19 | 5,607,741.19 | 2,666,633.09 | 0.00 | 2,941,108.10 | 47.6% |

72260 ADULT EDUCATION SUPPORT

| | | | | | | | |
|--------------------------------------|-------------|-----------------|-----------------|-----------------|-------------|-----------------|--------------|
| 518900 OTHER SALARIES & WAGES | 0.00 | 8,000.00 | 8,000.00 | 3,000.00 | 0.00 | 5,000.00 | 37.5% |
| 520100 SOCIAL SECURITY | 0.00 | 496.00 | 496.00 | 186.00 | 0.00 | 310.00 | 37.5% |
| 520400 STATE RETIREMENT | 0.00 | 1,080.00 | 1,080.00 | 189.90 | 0.00 | 890.10 | 17.6% |
| 521200 EMPLOYER MEDICARE | 0.00 | 116.00 | 116.00 | 43.50 | 0.00 | 72.50 | 37.5% |
| TOTAL ADULT EDUCATION SUPPORT | 0.00 | 9,692.00 | 9,692.00 | 3,419.40 | 0.00 | 6,272.60 | 35.3% |

CLARKSVILLE-MONTGOMERY CO. SCHOOL SYSTEM



YTD BUDGET REPORT 06/30/2022 EXPENSES

FOR 2022

ACCOUNTS FOR: 142 SCHOOL FEDERAL PROJECTS
 ORIGINAL APPROPRIATION TRANSFERS/ADJUSTS REVISED BUDGET YTD EXPENDED ENCUMBRANCES AVAILABLE BUDGET % USED

1720 DIRECTOR OF SCHOOLS

| | | | | | | | |
|----------------------------------|-------------|-------------------|-------------------|------------------|-------------|-------------------|--------------|
| 516100 SECRETARY(S) | 0.00 | 2,177.82 | 2,177.82 | 1,228.97 | 0.00 | 948.85 | 56.4% |
| 516200 CLERICAL PERSONNEL | 0.00 | 2,452.83 | 2,452.83 | 836.96 | 0.00 | 1,615.87 | 34.1% |
| 518900 OTHER SALARIES & WAGES | 0.00 | 25,003.38 | 25,003.38 | 15,000.00 | 0.00 | 10,003.38 | 60.0% |
| 520100 SOCIAL SECURITY | 0.00 | 155,287.31 | 155,287.31 | 1,056.02 | 0.00 | 154,231.29 | .7% |
| 520400 STATE RETIREMENT | 0.00 | 3,372.00 | 3,372.00 | 1,571.10 | 0.00 | 1,800.90 | 46.6% |
| 521200 EMPLOYER MEDICARE | 0.00 | 2,429.69 | 2,429.69 | 246.98 | 0.00 | 2,182.71 | 10.2% |
| TOTAL DIRECTOR OF SCHOOLS | 0.00 | 190,723.03 | 190,723.03 | 19,940.03 | 0.00 | 170,783.00 | 10.5% |

1740 OFFICE OF THE PRINCIPAL

| | | | | | | | |
|--------------------------------------|-------------|---------------------|---------------------|-------------------|-------------|-------------------|--------------|
| 511900 ACCOUNTANTS/BOOKKEEPERS | 0.00 | 123,368.00 | 123,368.00 | 62,207.57 | 0.00 | 61,160.43 | 50.4% |
| 513900 ASSISTANT PRINCIPALS | 0.00 | 380,000.00 | 380,000.00 | 174,908.01 | 0.00 | 205,091.99 | 46.0% |
| 516200 CLERICAL PERSONNEL | 0.00 | 24,384.38 | 24,384.38 | 3,786.32 | 0.00 | 20,598.06 | 15.5% |
| 518900 OTHER SALARIES & WAGES | 0.00 | 416,200.00 | 416,200.00 | 293,103.56 | 0.00 | 123,096.44 | 70.4% |
| 520100 SOCIAL SECURITY | 0.00 | 58,525.05 | 58,525.05 | 32,277.79 | 0.00 | 26,247.26 | 55.2% |
| 520400 STATE RETIREMENT | 0.00 | 117,522.00 | 117,522.00 | 51,774.03 | 0.00 | 65,747.97 | 44.1% |
| 520600 LIFE INSURANCE | 0.00 | 192.00 | 192.00 | 114.48 | 0.00 | 77.52 | 59.6% |
| 520700 MEDICAL INSURANCE | 0.00 | 80,697.00 | 80,697.00 | 50,835.00 | 0.00 | 29,862.00 | 63.0% |
| 521200 EMPLOYER MEDICARE | 0.00 | 13,687.31 | 13,687.31 | 7,581.21 | 0.00 | 6,106.10 | 55.4% |
| TOTAL OFFICE OF THE PRINCIPAL | 0.00 | 1,214,575.74 | 1,214,575.74 | 676,587.97 | 0.00 | 537,987.77 | 55.7% |

CLARKSVILLE-MONTGOMERY CO. SCHOOL SYSTEM

YTD BUDGET REPORT 06/30/2022 EXPENSES

FOR 2022
 ACCOUNTS FOR: 142 SCHOOLS FEDERAL PROJECTS
 ORIGINAL APPROP. TRANSFRS/ADJSTMS REVISED BUDGET YTD EXPENDED ENCUMBRANCES AVAILABLE BUDGET %USED

7210 FISCAL SERVICES

| | | | | | | |
|----------------------------------|-------------------|-------------------|------------------|-------------|-------------------|--------------|
| 511900 ACCOUNTANTS/BOOKKEEPERS | 510,910.08 | 510,910.08 | 24,834.04 | 0.00 | 486,076.04 | 4.9% |
| 0.00 | | | | | | |
| 518900 OTHER SALARIES & WAGES | 40,063.64 | 40,063.64 | 32,010.97 | 0.00 | 8,052.67 | 79.9% |
| 0.00 | | | | | | |
| 520100 SOCIAL SECURITY | 7,885.94 | 7,885.94 | 3,418.88 | 0.00 | 4,467.06 | 43.4% |
| 0.00 | | | | | | |
| 520400 STATE RETIREMENT | 14,864.46 | 14,864.46 | 5,993.23 | 0.00 | 8,871.23 | 40.3% |
| 0.00 | | | | | | |
| 520600 LIFE INSURANCE | 11.70 | 11.70 | 10.92 | 0.00 | 0.78 | 93.3% |
| 0.00 | | | | | | |
| 520700 MEDICAL INSURANCE | 103,691.70 | 103,691.70 | 6,049.40 | 0.00 | 97,642.30 | 5.8% |
| 0.00 | | | | | | |
| 521200 EMPLOYER MEDICARE | 1,872.37 | 1,872.37 | 799.59 | 0.00 | 1,072.78 | 42.7% |
| 0.00 | | | | | | |
| 535500 TRAVEL | 3,500.00 | 3,500.00 | 160.36 | 0.00 | 3,339.64 | 4.6% |
| 0.00 | | | | | | |
| 539900 OTHER CONTRACTED SERVICES | 46,200.00 | 46,200.00 | 0.00 | 0.00 | 46,200.00 | .0% |
| 0.00 | | | | | | |
| 570100 ADMINISTRATIVE EQUIPMENT | 19,962.00 | 19,962.00 | 2,457.70 | 0.00 | 17,504.30 | 12.3% |
| 0.00 | | | | | | |
| TOTAL FISCAL SERVICES | 748,961.89 | 748,961.89 | 75,735.09 | 0.00 | 673,226.80 | 10.1% |
| 0.00 | | | | | | |

7220 HUMAN RESOURCES

| | | | | | | |
|-------------------------------|------------|------------|-----------|------|------------|--------|
| 510500 SUPERVISOR/DIRECTOR | 183,722.00 | 183,722.00 | 37,871.34 | 0.00 | 145,850.66 | 20.6% |
| 0.00 | | | | | | |
| 516100 SECRETARY(S) | 166,536.78 | 166,536.78 | 35,906.15 | 0.00 | 130,630.63 | 21.6% |
| 0.00 | | | | | | |
| 518700 OVERTIME PAY | 397.49 | 397.49 | 397.49 | 0.00 | 0.00 | 100.0% |
| 0.00 | | | | | | |
| 518900 OTHER SALARIES & WAGES | 29,000.00 | 29,000.00 | 22,000.00 | 0.00 | 7,000.00 | 75.9% |
| 0.00 | | | | | | |
| 520100 SOCIAL SECURITY | 23,548.68 | 23,548.68 | 5,850.43 | 0.00 | 17,698.25 | 24.8% |
| 0.00 | | | | | | |
| 520400 STATE RETIREMENT | 50,896.47 | 50,896.47 | 11,543.64 | 0.00 | 39,352.83 | 22.7% |
| 0.00 | | | | | | |

CLARKSVILLE-MONTGOMERY CO. SCHOOL SYSTEM



YTD BUDGET REPORT 06/30/2022 EXPENSES

| FOR 2022-23 | | | | | | | |
|---|------------------|--------------------|----------------|--------------|--------------|------------------|--------|
| ACCOUNTS FOR: 142 SCHOOL FEDERAL PROJECTS | | | | | | | |
| | ORIGINAL APPROP. | TRANSFERS/ADJSTMS. | REVISED BUDGET | YTD EXPENDED | ENCUMBRANCES | AVAILABLE BUDGET | % USED |
| 520600 LIFE INSURANCE | 0.00 | 160.00 | 160.00 | 42.97 | 0.00 | 117.03 | 26.9% |
| 520700 MEDICAL INSURANCE | 0.00 | 86,217.00 | 86,217.00 | 12,269.58 | 0.00 | 73,947.42 | 14.2% |
| 521200 EMPLOYER MEDICARE | 0.00 | 5,476.97 | 5,476.97 | 1,368.25 | 0.00 | 4,108.72 | 25.0% |
| TOTAL HUMAN RESOURCES | 0.00 | 545,955.39 | 545,955.39 | 127,249.85 | 0.00 | 418,705.54 | 23.3% |
| 2610 OPERATION OF PLANT | | | | | | | |
| 510500 SUPERVISOR/DIRECTOR | 0.00 | 179,827.39 | 179,827.39 | 20,608.14 | 0.00 | 159,219.25 | 11.5% |
| 516100 SECRETARY(S) | 0.00 | 7.61 | 7.61 | 0.00 | 0.00 | 7.61 | .0% |
| 516600 CUSTODIAL PERSONNEL | 0.00 | 267,406.56 | 267,406.56 | 122,227.24 | 0.00 | 145,179.32 | 45.7% |
| 518700 OVERTIME PAY | 0.00 | 172.61 | 172.61 | 172.61 | 0.00 | 0.00 | 100.0% |
| 518900 OTHER SALARIES & WAGES | 0.00 | 359,940.40 | 359,940.40 | 260,210.43 | 0.00 | 99,729.97 | 72.3% |
| 520100 SOCIAL SECURITY | 0.00 | 49,928.35 | 49,928.35 | 24,816.90 | 0.00 | 25,111.45 | 49.7% |
| 520400 STATE RETIREMENT | 0.00 | 105,229.50 | 105,229.50 | 39,313.10 | 0.00 | 65,916.40 | 37.4% |
| 520600 LIFE INSURANCE | 0.00 | 288.00 | 288.00 | 24.14 | 0.00 | 263.86 | 8.4% |
| 520700 MEDICAL INSURANCE | 0.00 | 155,142.00 | 155,142.00 | 5,514.23 | 0.00 | 149,627.77 | 3.6% |
| 521200 EMPLOYER MEDICARE | 0.00 | 11,677.34 | 11,677.34 | 5,803.87 | 0.00 | 5,873.47 | 49.7% |
| 535100 RENTALS | 0.00 | 162,165.00 | 162,165.00 | 161,164.00 | 0.00 | 1,001.00 | 99.4% |
| 535500 TRAVEL | 0.00 | 12,096.00 | 12,096.00 | 362.16 | 0.00 | 11,733.84 | 3.0% |
| 541000 CUSTODIAL SUPPLIES | 0.00 | 35,928.20 | 35,928.20 | 4,835.00 | 0.00 | 31,093.20 | 13.5% |
| 572000 PLANT OPERATION EQUIPMENT | 9,570,000.00 | -2,114,591.48 | 7,455,408.52 | 1,677,151.40 | 0.00 | 5,778,257.12 | 22.5% |
| TOTAL OPERATION OF PLANT | 9,570,000.00 | -774,782.52 | 8,795,217.48 | 2,322,203.22 | 0.00 | 6,473,014.26 | 26.4% |

CLARKSVILLE-MONTGOMERY CO. SCHOOL SYSTEM



YTD BUDGET REPORT 06/30/2022 EXPENSES

FOR 2022
 ACCOUNTS FOR: 142 SCHOOL FEDERAL PROJECTS
 ORIGINAL APPROP. TRANSFERS/ADJUSTS. REVISED BUDGET YTD EXPENDED ENCUMBRANCES AVAILABLE BUDGET % USED

7270 MAINTENANCE OF PLANT

| | | | | | | | |
|----------------------------------|-----------|--------------|--------------|------------|------|--------------|-------|
| 510500 SUPERVISOR/DIRECTOR | 0.00 | 261,000.00 | 261,000.00 | 0.00 | 0.00 | 261,000.00 | .0% |
| 516100 SECRETARY(S) | 0.00 | 704.43 | 704.43 | 36.29 | 0.00 | 668.14 | 5.2% |
| 516700 MAINTENANCE PERSONNEL | 0.00 | 8,550.82 | 8,550.82 | 2,085.68 | 0.00 | 6,465.14 | 24.4% |
| 518900 OTHER SALARIES & WAGES | 0.00 | 84,000.00 | 84,000.00 | 64,000.00 | 0.00 | 20,000.00 | 76.2% |
| 520100 SOCIAL SECURITY | 0.00 | 21,963.83 | 21,963.83 | 4,097.61 | 0.00 | 17,866.22 | 18.7% |
| 520400 STATE RETIREMENT | 0.00 | 45,400.50 | 45,400.50 | 7,535.00 | 0.00 | 37,865.50 | 16.6% |
| 520600 LIFE INSURANCE | 0.00 | 192.00 | 192.00 | 0.00 | 0.00 | 192.00 | .0% |
| 520700 MEDICAL INSURANCE | 0.00 | 101,310.76 | 101,310.76 | 0.00 | 0.00 | 101,310.76 | .0% |
| 521200 EMPLOYER MEDICARE | 0.00 | 5,136.70 | 5,136.70 | 958.34 | 0.00 | 4,178.36 | 18.7% |
| 533500 REPAIR SERVICES-BUILDINGS | 0.00 | 7,619,800.00 | 7,619,800.00 | 361,272.53 | 0.00 | 7,258,527.47 | 4.7% |
| 559900 OTHER CHARGES | 0.00 | 100,000.00 | 100,000.00 | 35,495.57 | 0.00 | 64,504.43 | 35.5% |
| 571700 MAINTENANCE EQUIPMENT | 10,000.00 | 0.00 | 10,000.00 | 9,346.00 | 0.00 | 654.00 | 93.5% |
| TOTAL MAINTENANCE OF PLANT | 10,000.00 | 8,248,059.04 | 8,258,059.04 | 484,827.02 | 0.00 | 7,773,232.02 | 5.9% |

72710 TRANSPORTATION

| | | | | | | | |
|-------------------------------|------------|------------|--------------|------------|------|------------|-------|
| 514200 MECHANIC(S) | 0.00 | 9,091.99 | 9,091.99 | 0.00 | 0.00 | 9,091.99 | .0% |
| 514600 BUS DRIVERS | 802,434.00 | 430,748.96 | 1,233,182.96 | 647,047.51 | 0.00 | 586,135.45 | 52.5% |
| 518900 OTHER SALARIES & WAGES | 524,336.00 | 495,170.79 | 1,019,506.79 | 933,336.00 | 0.00 | 86,170.79 | 91.5% |
| 520100 SOCIAL SECURITY | 58,907.00 | 64,732.63 | 123,639.63 | 65,266.41 | 0.00 | 58,373.22 | 52.8% |

CLARKSVILLE-MONTGOMERY CO. SCHOOL SYSTEM



YTD BUDGET REPORT 06/30/2022 EXPENSES

FOR 2022

ACCOUNTS FOR: 142 SCHOOLS FEDERAL PROJECTS
 ORIGINAL APPROP. TRANSFERS/ADJSTMS REVISED BUDGET YTD EXPENDED ENCUMBRANCES AVAILABLE BUDGET % USED

| | | | | | | | |
|----------------------------------|--------------|--------------|--------------|------|--------------|-------|--|
| 520400 STATE RETIREMENT | | | | | | | |
| 119,534.00 | 139,120.01 | 258,654.01 | 127,833.50 | 0.00 | 130,820.51 | 49.4% | |
| 521200 EMPLOYER MEDICARE | | | | | | | |
| 4,438.00 | 15,147.66 | 19,585.66 | 5,946.96 | 0.00 | 13,638.70 | 30.4% | |
| 535500 TRAVEL | | | | | | | |
| 0.00 | 5,000.00 | 5,000.00 | 0.00 | 0.00 | 5,000.00 | .0% | |
| 539900 OTHER CONTRACTED SERVICES | | | | | | | |
| 5,000.00 | 14,357.24 | 19,357.24 | 3,010.20 | 0.00 | 16,347.04 | 15.6% | |
| 541200 DIESEL FUEL | | | | | | | |
| 0.00 | 62,281.94 | 62,281.94 | 48,281.94 | 0.00 | 14,000.00 | 77.5% | |
| 559900 OTHER CHARGES | | | | | | | |
| 0.00 | 98,750.00 | 98,750.00 | 1,913.21 | 0.00 | 96,836.79 | 1.9% | |
| TOTAL TRANSPORTATION | | | | | | | |
| 1,514,649.00 | 1,334,401.22 | 2,849,050.22 | 1,832,635.73 | 0.00 | 1,016,414.49 | 64.3% | |

72100 FOOD SERVICE

| | | | | | | |
|-------------------------------|------------|------------|------------|------|------------|-------|
| 516500 CAFETERIA PERSONNEL | | | | | | |
| 0.00 | 33,596.45 | 33,596.45 | 30,902.48 | 0.00 | 2,693.97 | 92.0% |
| 518900 OTHER SALARIES & WAGES | | | | | | |
| 0.00 | 712,896.33 | 712,896.33 | 608,043.48 | 0.00 | 104,852.85 | 85.3% |
| 520100 SOCIAL SECURITY | | | | | | |
| 0.00 | 40,757.10 | 40,757.10 | 39,537.96 | 0.00 | 1,219.14 | 97.0% |
| 520400 STATE RETIREMENT | | | | | | |
| 0.00 | 80,430.85 | 80,430.85 | 67,091.51 | 0.00 | 13,339.34 | 83.4% |
| 521200 EMPLOYER MEDICARE | | | | | | |
| 0.00 | 10,532.22 | 10,532.22 | 9,246.85 | 0.00 | 1,285.37 | 87.8% |
| TOTAL FOOD SERVICE | | | | | | |
| 0.00 | 878,212.95 | 878,212.95 | 754,822.28 | 0.00 | 123,390.67 | 85.9% |

72300 COMMUNITY SERVICES

| | | | | | | |
|----------------------------------|------------|------------|------|------|------------|-----|
| 539900 OTHER CONTRACTED SERVICES | | | | | | |
| 0.00 | 153,250.00 | 153,250.00 | 0.00 | 0.00 | 153,250.00 | .0% |
| TOTAL COMMUNITY SERVICES | | | | | | |
| 0.00 | 153,250.00 | 153,250.00 | 0.00 | 0.00 | 153,250.00 | .0% |

73400 EARLY CHILDHOOD EDUCATION

CLARKSVILLE-MONTGOMERY CO. SCHOOL SYSTEM

YTD BUDGET REPORT 06/30/2022 EXPENSES

| FOR 2022 | | | | | | | |
|---|------------------|------------------|----------------|---------------|--------------|------------------|--------|
| ACCOUNTS FOR: 142 SCHOOL FEDERAL PROJECTS | | | | | | | |
| | ORIGINAL APPROP. | TRANSFRS/ADJSTMS | REVISED BUDGET | YTD EXPENDED | ENCUMBRANCES | AVAILABLE BUDGET | % USED |
| 516300 EDUCATIONAL ASSISTANTS | 0.00 | 1,944.54 | 1,944.54 | 1,341.75 | 0.00 | 602.79 | 69.0% |
| 518900 OTHER SALARIES & WAGES | 0.00 | 52,000.00 | 52,000.00 | 41,000.00 | 0.00 | 11,000.00 | 78.8% |
| 520100 SOCIAL SECURITY | 0.00 | 3,344.56 | 3,344.56 | 2,623.76 | 0.00 | 720.80 | 78.4% |
| 520400 STATE RETIREMENT | 0.00 | 7,020.00 | 7,020.00 | 3,971.50 | 0.00 | 3,048.50 | 56.6% |
| 521200 EMPLOYER MEDICARE | 0.00 | 782.23 | 782.23 | 613.61 | 0.00 | 168.62 | 78.4% |
| TOTAL EARLY CHILDHOOD EDUCATIO | 0.00 | 65,091.33 | 65,091.33 | 49,550.62 | 0.00 | 15,540.71 | 76.1% |
| 75100 REGULAR CAPITAL OUTLAY | | | | | | | |
| 530400 ARCHITECTS | 35,000.00 | 808,825.82 | 843,825.82 | 274,060.60 | 0.00 | 569,765.22 | 32.5% |
| 539900 OTHER CONTRACTED SERVICES | 0.00 | 172,994.35 | 172,994.35 | 159,319.76 | 0.00 | 13,674.59 | 92.1% |
| 570700 BUILDING IMPROVEMENTS | 995,000.00 | 3,228,512.14 | 4,223,512.14 | 2,922,587.56 | 0.00 | 1,300,924.58 | 69.2% |
| 572000 PLANT OPERATION EQUIPMENT | 0.00 | 9,665,374.18 | 9,665,374.18 | 1,167,243.54 | 0.00 | 8,498,130.64 | 12.1% |
| 579900 OTHER CAPITAL OUTLAY | 0.00 | 63,357.00 | 63,357.00 | 63,357.00 | 0.00 | 0.00 | 100.0% |
| TOTAL REGULAR CAPITAL OUTLAY | 1,030,000.00 | 13,939,063.49 | 14,969,063.49 | 4,586,568.46 | 0.00 | 10,382,495.03 | 30.6% |
| 99100 TRANSFERS OUT | | | | | | | |
| 550400 INDIRECT COST | 627,486.00 | 232,848.59 | 860,334.59 | 685,988.93 | 0.00 | 174,345.66 | 79.7% |
| 559000 TRANSFERS TO OTHER FUNDS | 0.00 | 1,159,965.38 | 1,159,965.38 | 840,185.37 | 0.00 | 319,780.01 | 72.4% |
| TOTAL TRANSFERS OUT | 627,486.00 | 1,392,813.97 | 2,020,299.97 | 1,526,174.30 | 0.00 | 494,125.67 | 75.5% |
| TOTAL SCHOOL FEDERAL PROJECTS | 96,820,550.65 | 20,466,630.42 | 117,287,181.07 | 51,957,895.43 | 0.00 | 65,329,285.64 | 44.3% |

**Child Nutrition Fund
Balance Sheet
For the Period Ending
June 30, 2022**

Assets

Current Assets:

| | |
|----------------------------|---------------|
| Petty Cash | 40.00 |
| Cash in Bank | 457,450.84 |
| Cash on Deposit w/Trustee | 12,907,404.58 |
| Accounts Receivable | 19,109.77 |
| Bad Checks Receivable | 100.00 |
| Prepaid Items | - |
| Due From Other Funds | 20,987.97 |
| Due From Other Governments | 218,540.94 |
| Child Nutrition Inventory | 376,398.41 |

TOTAL ASSETS

14,000,032.51

Liabilities and Equity

Liabilities:

| | |
|---------------------------|------------|
| Accounts Payable | 56,371.19 |
| Payroll Deductions | - |
| Due to Other Funds | 18,947.42 |
| Customer Deposits Payable | 354,704.38 |

Total Liabilities

430,022.99

Equity:

| | |
|---------------------------------------|---------------|
| Reserve for Encumbrances - Prior Year | 197,308.74 |
| Non-Spendable - Prepaid Items | - |
| Non-Spendable - Inventory | 376,398.41 |
| Restricted for Oper Non-Inst Serv. | 12,996,302.37 |

Total Equity

13,570,009.52

TOTAL LIABILITIES AND EQUITY

14,000,032.51

**Child Nutrition Fund Trustee Account
Cash Reconciliation
June 30, 2022**

| | | |
|--------------------------------|---------------------|------------------------------------|
| Cash on Deposit with Trustee | 8,355,472.29 | |
| Plus Receipts for Month | <u>5,746,354.88</u> | |
| Total Available Funds | | 14,101,827.17 |
| Less Cash Disbursements: | | |
| Warrants Issued | (730,286.43) | |
| Wire Transfers | (464,136.16) | |
| Trustee's Commission | <u>-</u> | |
| Total Cash Disbursements | | (1,194,422.59) |
| Plus Voided Checks | | <u>-</u> |
| Book Balance | | 12,907,404.58 |
| Plus Outstanding Warrants | | 48,968.54 |
| Plus Wire Transfers In Transit | | - |
| Less Duplicate Wire Transfer | | - |
| Less Adjustments between Funds | | <u>-</u> |
| | | |
| Trustee's Report Balance | | <u><u>12,956,373.12</u></u> |

Child Nutrition Regular Account
Cash Reconciliation
June 30, 2022

| | | |
|---|--------------------|-------------------|
| Cash on Deposit in Bank | 539,643.67 | |
| Plus Receipts for: | | |
| Sale of Lunches | 325.80 | |
| Parent On Line | 1,845.98 | |
| Returned Checks Re-Deposited | - | |
| Returned Checks Rebates | - | |
| Returned Checks Fees | - | |
| Write-Off Old Returned Checks | - | |
| 17-18 Negative Balance from GP | - | |
| Charges Paid | - | |
| Return of Change Fund | - | |
| Total Receipts | 2,171.78 | |
| Total Available Cash | 541,815.45 | |
| Less Cash Disbursements: | | |
| Warrants Issued | (84,286.55) | |
| Bad Checks Returned | - | |
| Service Charge | (78.06) | |
| Total Cash Disbursements | (84,364.61) | |
| Book Balance | | 457,450.84 |
| Plus Outstanding Checks | | - |
| Less Change Funds (To be Deposited) | | - |
| Less Correction by Bank (Posting Error) | | - |
| Less Deposits in Transit | | - |
| Bank Balance | | 457,450.84 |

CLARKSVILLE-MONTGOMERY CO. SCHOOL SYSTEM



YTD BUDGET REPORT 06/30/2022 REVENUE

| FOR 2022 | | ACCOUNTS FOR: 143 CHILD NUTRITION | | | | | | |
|----------------------------------|----------------|-----------------------------------|-----------------|---------------|----------------|--------------------|-------------------|--------|
| | ORIGINAL ESTIM | REV | ESTIM (REV ADJ) | REVISED ESTIM | REV | ACTUAL YTD REVENUE | REMAINING REVENUE | % COLL |
| 44100 FOOD SERVICE | | | | | | | | |
| 43521 LUNCH PAYMENTS-CHILDREN | | | | | | | | |
| -3,527,338.00 | 3,527,338.00 | | 0.00 | | 0.00 | | 0.00 | .0% |
| 43522 LUNCH PAYMENTS-ADULTS | | | | | | | | |
| -170,960.00 | 100,000.00 | | -70,960.00 | | -77,059.10 | | 6,099.10 | 108.6% |
| 43523 INCOME FROM BREAKFAST | | | | | | | | |
| -178,637.00 | 178,637.00 | | 0.00 | | 0.00 | | 0.00 | .0% |
| 43525 A LA CARTE SALES | | | | | | | | |
| -1,257,355.00 | 1,200,000.00 | | -57,355.00 | | -17,857.55 | | -39,497.45 | 31.1% |
| 43990 OTHER CHARGES FOR SERVICES | | | | | | | | |
| -30,000.00 | -307,336.00 | | -337,336.00 | | -321,932.17 | | -15,403.83 | 95.4% |
| 44110 INTEREST EARNED | | | | | | | | |
| -23,767.00 | 0.00 | | -23,767.00 | | -410.07 | | -23,356.93 | 1.7% |
| 44130 SALE OF MATERIALS & SUPPLI | | | | | | | | |
| -38,933.00 | 0.00 | | -38,933.00 | | -25,402.57 | | -13,530.43 | 65.2% |
| 44170 MISCELLANEOUS REFUNDS | | | | | | | | |
| -509.00 | -8,408.00 | | -8,917.00 | | -10,538.50 | | 1,621.50 | 118.2% |
| 44530 SALE OF EQUIPMENT | | | | | | | | |
| -10,000.00 | 8,000.00 | | -2,000.00 | | -7,861.99 | | 5,861.99 | 393.1% |
| 44570 CONTRIB & GIFTS | | | | | | | | |
| 0.00 | 0.00 | | 0.00 | | -1.00 | | 1.00 | 100.0% |
| 46520 SCHOOL FOOD SERVICE | | | | | | | | |
| -157,834.00 | 0.00 | | -157,834.00 | | -147,874.28 | | -9,959.72 | 93.7% |
| 47111 SECTION 4-LUNCH | | | | | | | | |
| -8,869,147.00 | -7,820,698.00 | | -16,689,845.00 | | -17,183,903.51 | | 494,058.51 | 103.0% |
| 47112 USDA - COMMODITIES | | | | | | | | |
| -1,300,000.00 | 0.00 | | -1,300,000.00 | | -1,532,835.67 | | 232,835.67 | 117.9% |
| 47113 BREAKFAST | | | | | | | | |
| -3,434,890.00 | -3,339,489.00 | | -6,774,379.00 | | -6,921,474.84 | | 147,095.84 | 102.2% |
| 47114 USDA - OTHER | | | | | | | | |
| 0.00 | -1,374,570.00 | | -1,374,570.00 | | -1,374,569.87 | | -0.13 | 100.0% |
| TOTAL FOOD SERVICE | | | | | | | | |
| -18,999,370.00 | -7,836,526.00 | | -26,835,896.00 | | -27,621,721.12 | | 785,825.12 | 102.9% |
| TOTAL CHILD NUTRITION | | | | | | | | |
| -18,999,370.00 | -7,836,526.00 | | -26,835,896.00 | | -27,621,721.12 | | 785,825.12 | 102.9% |

CLARKSVILLE-MONTGOMERY CO. SCHOOL SYSTEM



YTD BUDGET REPORT 06/30/2022 EXPENSES

FOR 2022/23

ACCOUNTS FOR: 14: CHILD NUTRITION

ORIGINAL APPROP. TRANSFERS/ADJSTMS REVISED BUDGET YTD EXPENDED ENCUMBRANCES AVAILABLE BUDGET % USED

51000 FOOD SERVICE

| | | | | | | | |
|-----------------------------------|------------|--------------|--------------|------|------------|--------|--|
| 510500 SUPERVISOR/DIRECTOR | | | | | | | |
| 274,816.00 | 0.00 | 274,816.00 | 191,961.08 | 0.00 | 82,854.92 | 69.9% | |
| 514000 SALARY SUPPLEMENTS | | | | | | | |
| 5,000.00 | 0.00 | 5,000.00 | 0.00 | 0.00 | 5,000.00 | .0% | |
| 514700 TRUCK DRIVERS | | | | | | | |
| 112,721.00 | 0.00 | 112,721.00 | 60,275.31 | 0.00 | 52,445.69 | 53.5% | |
| 516100 SECRETARY(S) | | | | | | | |
| 164,611.00 | 4,508.00 | 169,119.00 | 167,282.52 | 0.00 | 1,836.48 | 98.9% | |
| 516500 CAFETERIA PERSONNEL | | | | | | | |
| 4,572,375.00 | 0.00 | 4,572,375.00 | 4,002,777.15 | 0.00 | 569,597.85 | 87.5% | |
| 516600 CUSTODIAL PERSONNEL | | | | | | | |
| 485,105.00 | 0.00 | 485,105.00 | 449,647.73 | 0.00 | 35,457.27 | 92.7% | |
| 518700 OVERTIME PAY | | | | | | | |
| 45,000.00 | 0.00 | 45,000.00 | 28,872.98 | 0.00 | 16,127.02 | 64.2% | |
| 518900 OTHER SALARIES & WAGES | | | | | | | |
| 607,087.00 | 23,973.00 | 631,060.00 | 587,379.87 | 0.00 | 43,680.13 | 93.1% | |
| 520100 SOCIAL SECURITY | | | | | | | |
| 388,537.00 | 0.00 | 388,537.00 | 320,311.83 | 0.00 | 68,225.17 | 82.4% | |
| 520400 STATE RETIREMENT | | | | | | | |
| 761,342.00 | -13,200.00 | 748,142.00 | 618,739.44 | 0.00 | 129,402.56 | 82.7% | |
| 520600 LIFE INSURANCE | | | | | | | |
| 9,209.00 | 0.00 | 9,209.00 | 6,857.78 | 0.00 | 2,351.22 | 74.5% | |
| 520700 MEDICAL INSURANCE | | | | | | | |
| 1,453,949.00 | 0.00 | 1,453,949.00 | 1,380,472.14 | 0.00 | 73,476.86 | 94.9% | |
| 521200 EMPLOYER MEDICARE | | | | | | | |
| 90,869.00 | 0.00 | 90,869.00 | 74,911.30 | 0.00 | 15,957.70 | 82.4% | |
| 521700 RETIREMENT-HYBRID STABILIZ | | | | | | | |
| 25,963.00 | 13,200.00 | 39,163.00 | 38,111.33 | 0.00 | 1,051.67 | 97.3% | |
| 530600 BANK CHARGES | | | | | | | |
| 1,197.00 | 0.00 | 1,197.00 | 628.19 | 0.00 | 568.81 | 52.5% | |
| 530700 COMMUNICATION | | | | | | | |
| 4,880.00 | 631.00 | 5,511.00 | 5,510.26 | 0.00 | 0.74 | 100.0% | |
| 532000 DUES AND MEMBERSHIPS | | | | | | | |
| 491.00 | 0.00 | 491.00 | 400.00 | 0.00 | 91.00 | 81.5% | |
| 532900 LAUNDRY SERVICE | | | | | | | |
| 75,000.00 | 0.00 | 75,000.00 | 36,882.03 | 0.00 | 38,117.97 | 49.2% | |
| 533300 LICENSES | | | | | | | |
| 3,100.00 | 0.00 | 3,100.00 | 3,040.00 | 0.00 | 60.00 | 98.1% | |
| 533800 MAINT/REPAIR SRVCS- VEHICL | | | | | | | |
| 1,000.00 | 0.00 | 1,000.00 | 0.00 | 0.00 | 1,000.00 | .0% | |

CLARKSVILLE-MONTGOMERY CO. SCHOOL SYSTEM



YTD BUDGET REPORT 06/30/2022 EXPENSES

| FOR 2022 | | | | | | | |
|-----------------------------------|------------------|-------------------|----------------|---------------|--------------|------------------|--------|
| ACCOUNTS FOR: CHILD NUTRITION | | | | | | | |
| | ORIGINAL APPROP. | TRANSFRS/ADJUSTS. | REVISED BUDGET | YTD EXPENDED | ENCUMBRANCES | AVAILABLE BUDGET | USED |
| 534900 PRINTING, STATIONERY AND F | | | | | | | |
| 1,000.00 | | 0.00 | 1,000.00 | 0.00 | 0.00 | 1,000.00 | .0% |
| 535500 TRAVEL | | | | | | | |
| 12,055.00 | | 0.00 | 12,055.00 | 9,416.48 | 0.00 | 2,638.52 | 78.1% |
| 535900 GARBAGE DISPOSAL FEES | | | | | | | |
| 43,000.00 | | 0.00 | 43,000.00 | 0.00 | 0.00 | 43,000.00 | .0% |
| 539900 OTHER CONTRACTED SERVICES | | | | | | | |
| 572,000.00 | | 0.00 | 572,000.00 | 382,487.56 | 0.00 | 189,512.44 | 66.9% |
| 541800 EQUIPMENT AND MACHINERY PA | | | | | | | |
| 120,000.00 | | 0.00 | 120,000.00 | 63,637.42 | 0.00 | 56,362.58 | 53.0% |
| 542200 FOOD SUPPLIES | | | | | | | |
| 7,179,862.00 | 1,034,319.00 | | 8,214,181.00 | 8,084,826.47 | 0.00 | 129,354.53 | 98.4% |
| 542500 GASOLINE | | | | | | | |
| 12,000.00 | 9,445.00 | | 21,445.00 | 15,610.60 | 0.00 | 5,834.40 | 72.8% |
| 543300 LUBRICANTS | | | | | | | |
| 400.00 | 0.00 | | 400.00 | 93.27 | 0.00 | 306.73 | 23.3% |
| 543500 OFFICE SUPPLIES | | | | | | | |
| 24,000.00 | 0.00 | | 24,000.00 | 17,457.29 | 0.00 | 6,542.71 | 72.7% |
| 545000 TIRES AND TUBES | | | | | | | |
| 1,800.00 | 0.00 | | 1,800.00 | 0.00 | 0.00 | 1,800.00 | .0% |
| 545100 UNIFORMS | | | | | | | |
| 10,000.00 | 0.00 | | 10,000.00 | 4,708.75 | 0.00 | 5,291.25 | 47.1% |
| 545200 UTILITIES | | | | | | | |
| 797,671.00 | 0.00 | | 797,671.00 | 797,671.00 | 0.00 | 0.00 | 100.0% |
| 545300 VEHICLE PARTS | | | | | | | |
| 4,000.00 | 0.00 | | 4,000.00 | 3,384.51 | 0.00 | 615.49 | 84.6% |
| 546900 USDA - COMMODITIES | | | | | | | |
| 1,300,000.00 | 0.00 | 1,300,000.00 | 1,532,835.67 | 0.00 | -232,835.67 | 117.9% | |
| 547100 SOFTWARE | | | | | | | |
| 32,340.00 | 11,390.00 | | 43,730.00 | 36,453.00 | 0.00 | 7,277.00 | 83.4% |
| 549900 OTHER SUPPLIES AND MATERIA | | | | | | | |
| 729,431.00 | 0.00 | | 729,431.00 | 659,812.21 | 0.00 | 69,618.79 | 90.5% |
| 551300 WORKER'S COMP INSURANCE | | | | | | | |
| 8,000.00 | 0.00 | | 8,000.00 | 8,619.12 | 0.00 | -619.12 | 107.7% |
| 552400 IN SERVICE/STAFF DEVELOPME | | | | | | | |
| 16,082.00 | 0.00 | | 16,082.00 | 8,244.28 | 0.00 | 7,837.72 | 51.3% |
| 559900 OTHER CHARGES | | | | | | | |
| 2,000.00 | 2,000.00 | | 4,000.00 | 3,974.82 | 0.00 | 25.18 | 99.4% |
| 570100 ADMINISTRATIVE EQUIPMENT | | | | | | | |
| 8,500.00 | 0.00 | | 8,500.00 | 1,452.35 | 0.00 | 7,047.65 | 17.1% |
| 571000 FOOD SERVICE EQUIPMENT | | | | | | | |
| 275,000.00 | 0.00 | | 275,000.00 | 223,574.64 | 0.00 | 51,425.36 | 81.3% |
| TOTAL FOOD SERVICE | | | | | | | |
| 20,231,393.00 | 1,086,266.00 | | 21,317,659.00 | 19,828,320.38 | 0.00 | 1,489,338.62 | 93.0% |

CLARKSVILLE-MONTGOMERY CO. SCHOOL SYSTEM



YTD BUDGET REPORT 06/30/2022 EXPENSES

| FOR 2022 | | | | | | | |
|-----------------------------------|-----------------|-------------------|----------------|---------------|--------------|------------------|--------|
| ACCOUNTS FOR: 143 CHILD NUTRITION | | | | | | | |
| | ORIGINAL APPROP | TRANSFERS/ADJUSTS | REVISED BUDGET | YTD EXPENDED | ENCUMBRANCES | AVAILABLE BUDGET | % USED |
| TOTAL CHILD NUTRITION | | | | | | | |
| 20,231,393.00 | 1,086,266.00 | | 21,317,659.00 | 19,828,320.38 | 0.00 | 1,489,338.62 | 93.0% |

**Transportation Fund
Balance Sheet
For the Period Ending
June 30, 2022**

Assets

Current Assets:

| | |
|---|--------------------|
| Cash on Deposit w/Trustee | 5,929,144.23 |
| Accounts Receivable | 103,621.34 |
| Due From Other Funds | 19,996.81 |
| Prepaid Items | - |
| Property Taxes Receivable | 2,040,057.93 |
| Less Allowance for Uncollected Property Taxes | <u>(59,857.05)</u> |

TOTAL ASSETS

8,032,963.26

Liabilities and Equity

Liabilities:

| | |
|------------------------------------|------------------|
| Accounts Payable | 65,968.47 |
| Accrued Payroll | 1,557.29 |
| Payroll Deductions | 1,718.51 |
| Due to Other Funds | 382.79 |
| Due to Primary Government | 2,220.00 |
| Deferred Current Property Taxes | 1,942,237.87 |
| Deferred Delinquent Property Taxes | <u>27,350.49</u> |

Total Liabilities

2,041,435.42

Equity:

| | |
|-------------------------------------|---------------------|
| Reserve for Encumbrances-Prior Year | 775,890.54 |
| Nonspendable - Prepaid Items | - |
| Committed for Support Services | <u>5,215,637.30</u> |

Total Equity

5,991,527.84

TOTAL LIABILITIES AND EQUITY

8,032,963.26

**Transportation Fund
Cash Reconciliation
June 30, 2022**

| | | |
|--------------------------------|---------------------|----------------------------|
| Cash on Deposit with Trustee | 6,032,557.28 | |
| Plus Receipts for Month | <u>1,290,902.35</u> | |
| Total Available Funds | | 7,323,459.63 |
| Less Cash Disbursements: | | |
| ACH Payments | (135.00) | |
| Warrants Issued | (517,544.89) | |
| Wire Transfers | (876,383.96) | |
| Trustee's Commission | <u>(251.55)</u> | |
| Total Cash Disbursements | | (1,394,315.40) |
| Plus Voided Checks | | <u>-</u> |
| Book Balance | | 5,929,144.23 |
| Plus Outstanding Warrants | | 83,475.26 |
| Plus Wire Transfers in Transit | | - |
| Plus Adjustments Between Funds | | <u>-</u> |
| | | |
| Trustee's Report Balance | | <u><u>6,012,619.49</u></u> |

CLARKSVILLE-MONTGOMERY CO. SCHOOL SYSTEM



YTD BUDGET REPORT 06/30/2022 REVENUE

FOR 2022

ACCOUNTS FOR 44 TRANSPORTATION FUND ORIGINAL ESTIM REVE ESTIM REVE ADD REVISED ESTIM REVE ACTUAL YTD REVENUE REMAINING REVENUE % COLL


NONCHARGE

| | | | | | | |
|-----------------------------------|-------------|----------------|----------------|------------|--------|--|
| 40110 CURR PROP TAX | | | | | | |
| -1,966,800.00 | 0.00 | -1,966,800.00 | -2,702,006.18 | 735,206.18 | 137.4% | |
| 40120 TRUSTEE'S COLLECTIONS-PRIOR | | | | | | |
| -45,000.00 | 0.00 | -45,000.00 | -42,276.99 | -2,723.01 | 93.9% | |
| 40125 TRUSTEE'S COLLECTIONS-BANK | | | | | | |
| -1,000.00 | 0.00 | -1,000.00 | -1,635.25 | 635.25 | 163.5% | |
| 40130 CIRCUIT CLERK | | | | | | |
| -23,000.00 | 0.00 | -23,000.00 | -21,481.45 | -1,518.55 | 93.4% | |
| 40140 INTEREST & PENALTY | | | | | | |
| -15,000.00 | 0.00 | -15,000.00 | -15,556.61 | 556.61 | 103.7% | |
| 40162 PYMTS IN LIEU OF TAXES-LOC | | | | | | |
| -46,480.00 | 0.00 | -46,480.00 | -52,135.95 | 5,655.95 | 112.2% | |
| 40320 BANK EXCISE TAX | | | | | | |
| -9,000.00 | 0.00 | -9,000.00 | -23,000.41 | 14,000.41 | 255.6% | |
| 44130 SALE OF MATERIALS & SUPPLI | | | | | | |
| -2,000.00 | 0.00 | -2,000.00 | -2,787.32 | 787.32 | 139.4% | |
| 44145 SALE OF RECYCLED MATERIALS | | | | | | |
| -1,000.00 | 0.00 | -1,000.00 | 0.00 | -1,000.00 | .0% | |
| 44170 MISCELLANEOUS REFUNDS | | | | | | |
| -22,000.00 | 0.00 | -22,000.00 | -14,040.48 | -7,959.52 | 63.8% | |
| 44560 DAMAGES RECOVERED FROM IND | | | | | | |
| -1,000.00 | 0.00 | -1,000.00 | -2,456.55 | 1,456.55 | 245.7% | |
| 44570 CONTRIB & GIFTS | | | | | | |
| 0.00 | 0.00 | 0.00 | -14.52 | 14.52 | 100.0% | |
| 46511 BASIC EDUCATION PROG | | | | | | |
| -11,844,100.00 | 0.00 | -11,844,100.00 | -11,844,100.00 | 0.00 | 100.0% | |
| 46590 OTHER STATE EDUCATION FUND | | | | | | |
| 0.00 | -151,938.00 | -151,938.00 | -151,934.42 | -3.58 | 100.0% | |
| TOTAL NON CHARGE | | | | | | |
| -13,976,380.00 | -151,938.00 | -14,128,318.00 | -14,873,426.13 | 745,108.13 | 105.3% | |

SUPPORT SERVICES

| | | | | | | |
|----------------------------------|------------|---------------|---------------|------------|--------|--|
| 44530 SALE OF EQUIPMENT | | | | | | |
| -40,000.00 | 0.00 | -40,000.00 | -43,256.51 | 3,256.51 | 108.1% | |
| 47143 EDUCATION OF THE HANDICAPP | | | | | | |
| -1,291,137.00 | 201,992.00 | -1,089,145.00 | -1,291,137.00 | 201,992.00 | 118.5% | |
| TOTAL SUPPORT SERVICES | | | | | | |
| -1,331,137.00 | 201,992.00 | -1,129,145.00 | -1,334,393.51 | 205,248.51 | 118.2% | |

CLARKSVILLE-MONTGOMERY CO. SCHOOL SYSTEM



YTD BUDGET REPORT 06/30/2022 REVENUE

| FOR 2022 | | | | | | |
|---------------------------------------|--------------------|---------------|-------------------|--------------------|-------------------|--------|
| ACCOUNTS FOR: 144 TRANSPORTATION FUND | | | | | | |
| | ORIGINAL ESTIM REV | ESTIM REV ADJ | REVISED ESTIM REV | ACTUAL YTD REVENUE | REMAINING REVENUE | % COLL |
| TOTAL TRANSPORTATION FUND | -15,307,517.00 | 50,054.00 | -15,257,463.00 | -16,207,819.64 | 950,356.64 | 106.2% |

CLARKSVILLE-MONTGOMERY CO. SCHOOL SYSTEM



YTD BUDGET REPORT 06/30/2022 EXPENSES

FOR 2022

ACCOUNTS FOR: 144-TRANSPORTATION FUND ORIGINAL APPROPRIATION TRANSFRS/ADJSMTS REVISED BUDGET YTD EXPENDED ENCUMBRANCES AVAILABLE BUDGET % USED

BOARD OF EDUCATION

| | | | | | | | |
|-----------------------------|-----------|----------|-----------|-----------|------|----------|-------|
| 551000 TRUSTEE'S COMMISSION | 52,067.00 | 8,900.00 | 60,967.00 | 56,820.17 | 0.00 | 4,146.83 | 93.2% |
| TOTAL BOARD OF EDUCATION | 52,067.00 | 8,900.00 | 60,967.00 | 56,820.17 | 0.00 | 4,146.83 | 93.2% |

TRANSPORTATION

| | | | | | | | |
|-----------------------------------|--------------|-------------|--------------|--------------|------|------------|--------|
| 510500 SUPERVISOR/DIRECTOR | 226,072.00 | 0.00 | 226,072.00 | 226,071.00 | 0.00 | 1.00 | 100.0% |
| 514000 SALARY SUPPLEMENTS | 220,000.00 | 350,000.00 | 570,000.00 | 381,850.76 | 0.00 | 188,149.24 | 67.0% |
| 514200 MECHANIC(S) | 823,333.00 | 0.00 | 823,333.00 | 801,981.55 | 0.00 | 21,351.45 | 97.4% |
| 514600 BUS DRIVERS | 5,626,852.00 | -222,593.00 | 5,404,259.00 | 4,777,230.07 | 0.00 | 627,028.93 | 88.4% |
| 514800 DISPATCHERS/RADIO OPERATOR | 183,721.00 | 0.00 | 183,721.00 | 170,885.61 | 0.00 | 12,835.39 | 93.0% |
| 516100 SECRETARY(S) | 210,620.00 | 5,924.00 | 216,544.00 | 208,982.70 | 0.00 | 7,561.30 | 96.5% |
| 516800 TEMPORARY PERSONNEL | 227,491.00 | 0.00 | 227,491.00 | 129,998.78 | 0.00 | 97,492.22 | 57.1% |
| 518700 OVERTIME PAY | 172,500.00 | 72,500.00 | 245,000.00 | 214,519.43 | 0.00 | 30,480.57 | 87.6% |
| 518900 OTHER SALARIES & WAGES | 1,460,643.00 | 212,367.00 | 1,673,010.00 | 1,613,032.64 | 0.00 | 59,977.36 | 96.4% |
| 520100 SOCIAL SECURITY | 567,376.00 | 7,900.00 | 575,276.00 | 491,506.68 | 0.00 | 83,769.32 | 85.4% |
| 520400 STATE RETIREMENT | 1,089,169.00 | -10,358.00 | 1,078,811.00 | 928,218.33 | 0.00 | 150,592.67 | 86.0% |
| 520600 LIFE INSURANCE | 13,757.00 | 0.00 | 13,757.00 | 9,054.23 | 0.00 | 4,702.77 | 65.8% |
| 520700 MEDICAL INSURANCE | 2,040,845.00 | 0.00 | 2,040,845.00 | 2,008,331.13 | 0.00 | 32,513.87 | 98.4% |
| 521200 EMPLOYER MEDICARE | 132,694.00 | 1,848.00 | 134,542.00 | 115,711.31 | 0.00 | 18,830.69 | 86.0% |
| 521700 RETIREMENT-HYBRID STABILIZ | 44,846.00 | 25,141.00 | 69,987.00 | 61,636.80 | 0.00 | 8,350.20 | 88.1% |

CLARKSVILLE-MONTGOMERY CO. SCHOOL SYSTEM

YTD BUDGET REPORT 06/30/2022 EXPENSES

| FOR 2022 | | | | | | | |
|---------------------------------------|----------------------------|----------------|--------------|--------------|------------------|------------|--------|
| ACCOUNTS FOR: 144-TRANSPORTATION FUND | | | | | | | |
| ORIGINAL APPROP. | TRANSFERS/ADJSTMS | REVISED BUDGET | YTD EXPENDED | ENCUMBRANCES | AVAILABLE BUDGET | USED | |
| 530700 | COMMUNICATION | | | | | | |
| | 111,000.00 | 0.00 | 111,000.00 | 111,025.00 | 0.00 | -25.00 | 100.0% |
| 532000 | DUES AND MEMBERSHIPS | | | | | | |
| | 2,500.00 | 0.00 | 2,500.00 | 2,532.14 | 0.00 | -32.14 | 101.3% |
| 532900 | LAUNDRY SERVICE | | | | | | |
| | 10,000.00 | 0.00 | 10,000.00 | 5,746.86 | 0.00 | 4,253.14 | 57.5% |
| 533300 | LICENSES | | | | | | |
| | 4,000.00 | 0.00 | 4,000.00 | 3,789.43 | 0.00 | 210.57 | 94.7% |
| 533600 | MAINT/REPAIR SRVCS- EQUIP | | | | | | |
| | 35,000.00 | 0.00 | 35,000.00 | 15,062.27 | 0.00 | 19,937.73 | 43.0% |
| 533800 | MAINT/REPAIR SRVCS- VEHICL | | | | | | |
| | 12,000.00 | 0.00 | 12,000.00 | 2,012.56 | 0.00 | 9,987.44 | 16.8% |
| 534000 | MEDICAL AND DENTAL SERVICE | | | | | | |
| | 50,000.00 | 0.00 | 50,000.00 | 43,530.00 | 0.00 | 6,470.00 | 87.1% |
| 535400 | TRANSPORT.-OTHER THAN STUD | | | | | | |
| | 215,200.00 | 10,000.00 | 225,200.00 | 215,200.00 | 0.00 | 10,000.00 | 95.6% |
| 539900 | OTHER CONTRACTED SERVICES | | | | | | |
| | 78,000.00 | 0.00 | 78,000.00 | 21,956.56 | 0.00 | 56,043.44 | 28.1% |
| 541200 | DIESEL FUEL | | | | | | |
| | 551,000.00 | 475,000.00 | 1,026,000.00 | 835,508.67 | 0.00 | 190,491.33 | 81.4% |
| 542200 | FOOD SUPPLIES | | | | | | |
| | 2,002.00 | 0.00 | 2,002.00 | 4,567.69 | 0.00 | -2,565.69 | 228.2% |
| 542300 | FUEL OIL | | | | | | |
| | 235,000.00 | 150,000.00 | 385,000.00 | 366,623.65 | 0.00 | 18,376.35 | 95.2% |
| 542400 | GARAGE SUPPLIES | | | | | | |
| | 10,000.00 | 0.00 | 10,000.00 | 10,217.69 | 0.00 | -217.69 | 102.2% |
| 542500 | GASOLINE | | | | | | |
| | 250,000.00 | -75,000.00 | 175,000.00 | 51,258.88 | 0.00 | 123,741.12 | 29.3% |
| 543300 | LUBRICANTS | | | | | | |
| | 40,000.00 | 0.00 | 40,000.00 | 22,132.53 | 0.00 | 17,867.47 | 55.3% |
| 543500 | OFFICE SUPPLIES | | | | | | |
| | 17,500.00 | 0.00 | 17,500.00 | 15,926.52 | 0.00 | 1,573.48 | 91.0% |
| 545000 | TIRES AND TUBES | | | | | | |
| | 130,000.00 | 0.00 | 130,000.00 | 128,906.82 | 0.00 | 1,093.18 | 99.2% |
| 545300 | VEHICLE PARTS | | | | | | |
| | 420,000.00 | 0.00 | 420,000.00 | 360,649.58 | 0.00 | 59,350.42 | 85.9% |
| 547100 | SOFTWARE | | | | | | |
| | 0.00 | 18,520.00 | 18,520.00 | 18,518.33 | 0.00 | 1.67 | 100.0% |
| 549900 | OTHER SUPPLIES AND MATERIA | | | | | | |
| | 37,000.00 | 0.00 | 37,000.00 | 15,654.81 | 0.00 | 21,345.19 | 42.3% |
| 551100 | VEHICLE AND EQUIP INSURANC | | | | | | |
| | 122,126.00 | 6,781.00 | 128,907.00 | 128,907.00 | 0.00 | 0.00 | 100.0% |
| 552400 | IN SERVICE/STAFF DEVELOPME | | | | | | |
| | 30,000.00 | 0.00 | 30,000.00 | 17,335.20 | 0.00 | 12,664.80 | 57.8% |

CLARKSVILLE-MONTGOMERY CO. SCHOOL SYSTEM

YTD BUDGET REPORT 06/30/2022 EXPENSES

| FOR 2022 | | | | | | | |
|----------------------------------|------------------|-------------------|----------------|---------------|--------------|------------------|--------|
| ACCOUNTS FOR TRANSPORTATION FUND | | | | | | | |
| | ORIGINAL APPROP. | TRANSFERS/ADJUSTS | REVISED BUDGET | YTD EXPENDED | ENCUMBRANCES | AVAILABLE BUDGET | % USED |
| 570800 COMMUNICATION EQUIPMENT | | | | | | | |
| 7,000.00 | 0.00 | | 7,000.00 | 6,878.30 | 0.00 | 121.70 | 98.3% |
| 572900 TRANSPORTATION EQUIPMENT | | | | | | | |
| 1,676,000.00 | -18,520.00 | | 1,657,480.00 | 398,827.70 | 0.00 | 1,258,652.30 | 24.1% |
| TOTAL TRANSPORTATION | | | | | | | |
| 17,085,247.00 | 1,009,510.00 | | 18,094,757.00 | 14,941,779.21 | 0.00 | 3,152,977.79 | 82.6% |
| TOTAL TRANSPORTATION FUND | | | | | | | |
| 17,137,314.00 | 1,018,410.00 | | 18,155,724.00 | 14,998,599.38 | 0.00 | 3,157,124.62 | 82.6% |

**Extended School Programs Fund
Balance Sheet
For the Period Ending
June 30, 2022**

Assets

Current Assets:

| | |
|----------------------------|--------------|
| Cash on Deposit w/Trustee | 2,488,169.26 |
| Accounts Receivable | 94.12 |
| Due From Other Governments | 1,651,246.27 |
| Due from Other Funds | 35,689.84 |
| | <hr/> |

TOTAL ASSETS

4,175,199.49

Liabilities and Equity

Liabilities:

| | |
|--------------------|------------|
| Accounts Payable | 91,924.01 |
| Accrued Payroll | 754,915.07 |
| Payroll Deductions | 368,773.32 |
| Due to Other Funds | 19,996.81 |
| | <hr/> |

Total Liabilities

1,235,609.21

Equity:

| | |
|-------------------------|--------------|
| Committed for Education | 2,939,590.28 |
| | <hr/> |

Total Equity

2,939,590.28

TOTAL LIABILITIES AND EQUITY

4,175,199.49

**Extended School Programs Fund
Cash Reconciliation
June 30, 2022**

| | | |
|---------------------------------|-------------------|-----------------------------------|
| Cash on Deposit with Trustee | 2,194,968.04 | |
| Plus Receipts for Month | <u>750,000.00</u> | |
| Total Available Funds | | 2,944,968.04 |
| Less Cash Disbursements: | | |
| Warrants Issued | (254,485.70) | |
| Wire Transfers | (202,808.80) | |
| Trustee's Commission | <u>-</u> | |
| Total Cash Disbursements | | (457,294.50) |
| Plus Voided Checks | | <u>495.72</u> |
| Book Balance | | 2,488,169.26 |
| Plus Outstanding Warrants | | 14,714.76 |
| Plus Wire Transfers in Transit | | - |
| Plus Adjustments Between Funds | | <u>-</u> |
| Trustee's Report Balance | | <u><u>2,502,884.02</u></u> |

CLARKSVILLE-MONTGOMERY CO. SCHOOL SYSTEM



YTD BUDGET REPORT 06/30/2022 REVENUE

FOR 2022

ACCOUNTS FOR: 146 EXTENDED SCHOOL PROGRAM
 ORIGINAL ESTIM REV ESTIM REV ADD REVISED ESTIM REV ACTUAL YTD REVENUE REMAINING REVENUE COLLECT

00000-NON CHARGE

| | | | | | | |
|---------------------------|------|---------------|---------------|---------------|------|--------|
| 49800 OPERATING TRANSFERS | 0.00 | -2,750,000.00 | -2,750,000.00 | -2,750,000.00 | 0.00 | 100.0% |
| TOTAL NON CHARGE | 0.00 | -2,750,000.00 | -2,750,000.00 | -2,750,000.00 | 0.00 | 100.0% |

14000-INSTRUCTION

| | | | | | | |
|----------------------------------|-------------|---------------|---------------|---------------|---------------|-------|
| 43513 TUITION-SUMMER SCHOOL | -135,000.00 | 135,000.00 | 0.00 | 0.00 | 0.00 | .0% |
| 43517 TUITION OTHER - CR RECOVER | -40,000.00 | 40,000.00 | 0.00 | 0.00 | 0.00 | .0% |
| 46590 OTHER STATE EDUCATION FUND | -152,455.00 | -3,391,518.00 | -3,543,973.00 | -2,157,521.28 | -1,386,451.72 | 60.9% |
| 47590 OTHER FEDERAL THROUGH STAT | 0.00 | -1,150,048.00 | -1,150,048.00 | -667,959.50 | -482,088.50 | 58.1% |
| TOTAL INSTRUCTION | -327,455.00 | -4,366,566.00 | -4,694,021.00 | -2,825,480.78 | -1,868,540.22 | 60.2% |
| TOTAL EXTENDED SCHOOL PROGRAM | -327,455.00 | -7,116,566.00 | -7,444,021.00 | -5,575,480.78 | -1,868,540.22 | 74.9% |

CLARKSVILLE-MONTGOMERY CO. SCHOOL SYSTEM

YTD BUDGET REPORT 06/30/2022 EXPENSES

| ACCOUNTS FOR: 2146 EXTENDED SCHOOL PROGRAM | ORIGINAL APPROP | TRANSFRS/ADJSMTS | REVISED BUDGET | YTD EXPENDED | ENCUMBRANCES | AVAILABLE BUDGET | %USED |
|--|-----------------|------------------|----------------|--------------|--------------|------------------|-------|
|--|-----------------|------------------|----------------|--------------|--------------|------------------|-------|

21600 REGULAR INSTRUCTION PROGRAM

| | | | | | | | |
|-----------------------------------|------------|--------------|--------------|--------------|------|--------------|--------|
| 511600 TEACHERS | 180,900.00 | 2,408,738.00 | 2,589,638.00 | 1,644,050.00 | 0.00 | 945,588.00 | 63.5% |
| 516300 EDUCATIONAL ASSISTANTS | 28,800.00 | 355,243.00 | 384,043.00 | 292,242.75 | 0.00 | 91,800.25 | 76.1% |
| 520100 SOCIAL SECURITY | 13,002.00 | 171,368.00 | 184,370.00 | 120,050.03 | 0.00 | 64,319.97 | 65.1% |
| 520400 STATE RETIREMENT | 22,845.00 | 248,470.00 | 271,315.00 | 168,340.46 | 0.00 | 102,974.54 | 62.0% |
| 521200 EMPLOYER MEDICARE | 3,043.00 | 40,077.00 | 43,120.00 | 28,076.07 | 0.00 | 15,043.93 | 65.1% |
| 521700 RETIREMENT-HYBRID STABILIZ | 0.00 | 9,558.00 | 9,558.00 | 15,605.11 | 0.00 | -6,047.11 | 163.3% |
| 539900 OTHER CONTRACTED SERVICES | 40,525.00 | -40,525.00 | 0.00 | 0.00 | 0.00 | 0.00 | .0% |
| 542900 INSTRUCTIONAL SUPP & MATER | 0.00 | 98,649.00 | 98,649.00 | 5,464.16 | 0.00 | 93,184.84 | 5.5% |
| 572200 REGULAR INSTRUCTION EQUIPM | 0.00 | 370,259.00 | 370,259.00 | 306,418.50 | 0.00 | 63,840.50 | 82.8% |
| TOTAL REGULAR INSTRUCTION PROG | 289,115.00 | 3,661,837.00 | 3,950,952.00 | 2,580,247.08 | 0.00 | 1,370,704.92 | 65.3% |

22100 HEALTH SERVICES

| | | | | | | | |
|--------------------------|------|-----------|-----------|------|------|-----------|-----|
| 513100 MEDICAL PERSONNEL | 0.00 | 34,440.00 | 34,440.00 | 0.00 | 0.00 | 34,440.00 | .0% |
| 520100 SOCIAL SECURITY | 0.00 | 2,136.00 | 2,136.00 | 0.00 | 0.00 | 2,136.00 | .0% |
| 520400 STATE RETIREMENT | 0.00 | 4,650.00 | 4,650.00 | 0.00 | 0.00 | 4,650.00 | .0% |
| 521200 EMPLOYER MEDICARE | 0.00 | 500.00 | 500.00 | 0.00 | 0.00 | 500.00 | .0% |
| TOTAL HEALTH SERVICES | 0.00 | 41,726.00 | 41,726.00 | 0.00 | 0.00 | 41,726.00 | .0% |

22130 OTHER STUDENT SUPPORT

CLARKSVILLE-MONTGOMERY CO. SCHOOL SYSTEM



YTD BUDGET REPORT 06/30/2022 EXPENSES

FOR 2022-23

ACCOUNTS FOR: 146 EXTENDED SCHOOL PROGRAM
 ORIGINAL APPROX TRANSFERS/ADJSTMS REVISED BUDGET YTD EXPENDED ENCUMBRANCES AVAILABLE BUDGET % USED

| | | | | | | | |
|----------------------------------|------|-----------|-----------|-----------|------|-----------|-------|
| 539900 OTHER CONTRACTED SERVICES | 0.00 | 67,844.00 | 67,844.00 | 17,950.00 | 0.00 | 49,894.00 | 26.5% |
| TOTAL OTHER STUDENT SUPPORT | 0.00 | 67,844.00 | 67,844.00 | 17,950.00 | 0.00 | 49,894.00 | 26.5% |

72610 BOARD OF EDUCATION

| | | | | | | | |
|-----------------------------|--------|---------|------|------|------|------|-----|
| 551000 TRUSTEE'S COMMISSION | 600.00 | -600.00 | 0.00 | 0.00 | 0.00 | 0.00 | .0% |
| TOTAL BOARD OF EDUCATION | 600.00 | -600.00 | 0.00 | 0.00 | 0.00 | 0.00 | .0% |

72210 OFFICE OF THE PRINCIPAL

| | | | | | | | |
|-----------------------------------|-----------|------------|-----------|-----------|------|-----------|--------|
| 513900 ASSISTANT PRINCIPALS | 40,756.00 | -40,756.00 | 0.00 | 0.00 | 0.00 | 0.00 | .0% |
| 516200 CLERICAL PERSONNEL | 0.00 | 31,800.00 | 31,800.00 | 17,425.00 | 0.00 | 14,375.00 | 54.8% |
| 520100 SOCIAL SECURITY | 2,527.00 | -554.00 | 1,973.00 | 1,080.35 | 0.00 | 892.65 | 54.8% |
| 520400 STATE RETIREMENT | 4,281.00 | 12.00 | 4,293.00 | 2,047.23 | 0.00 | 2,245.77 | 47.7% |
| 521200 EMPLOYER MEDICARE | 591.00 | -129.00 | 462.00 | 252.66 | 0.00 | 209.34 | 54.7% |
| 521700 RETIREMENT-HYBRID STABILIZ | 0.00 | 0.00 | 0.00 | 81.28 | 0.00 | -81.28 | 100.0% |
| TOTAL OFFICE OF THE PRINCIPAL | 48,155.00 | -9,627.00 | 38,528.00 | 20,886.52 | 0.00 | 17,641.48 | 54.2% |

72610 OPERATION OF PLANT

| | | | | | | | |
|----------------------------|------|-----------|-----------|------|------|-----------|-----|
| 516600 CUSTODIAL PERSONNEL | 0.00 | 42,700.00 | 42,700.00 | 0.00 | 0.00 | 42,700.00 | .0% |
| 520100 SOCIAL SECURITY | 0.00 | 2,648.00 | 2,648.00 | 0.00 | 0.00 | 2,648.00 | .0% |

CLARKSVILLE-MONTGOMERY CO. SCHOOL SYSTEM



YTD BUDGET REPORT 06/30/2022 EXPENSES

FOR 2022

ACCOUNTS FOR: 546-EXTENDED SCHOOL PROGRAM

| | ORIGINAL APPROP. | TRANSFERS/ADJSTMS | REVISED BUDGET | YTD EXPENDED | ENCUMBRANCES | AVAILABLE BUDGET | % USED |
|---------------------------|------------------|-------------------|----------------|--------------|--------------|------------------|--------|
| 520400 STATE RETIREMENT | 0.00 | 5,765.00 | 5,765.00 | 0.00 | 0.00 | 5,765.00 | .0% |
| 521200 EMPLOYER MEDICARE | 0.00 | 620.00 | 620.00 | 0.00 | 0.00 | 620.00 | .0% |
| 541000 CUSTODIAL SUPPLIES | 0.00 | 3,000.00 | 3,000.00 | 3,000.00 | 0.00 | 0.00 | 100.0% |
| TOTAL OPERATION OF PLANT | 0.00 | 54,733.00 | 54,733.00 | 3,000.00 | 0.00 | 51,733.00 | 5.5% |

TRANSPORTATION

| | | | | | | | |
|-----------------------------------|------|------------|------------|------------|------|------------|--------|
| 514600 BUS DRIVERS | 0.00 | 121,800.00 | 121,800.00 | 114,381.25 | 0.00 | 7,418.75 | 93.9% |
| 518900 OTHER SALARIES & WAGES | 0.00 | 28,800.00 | 28,800.00 | 0.00 | 0.00 | 28,800.00 | .0% |
| 520100 SOCIAL SECURITY | 0.00 | 9,338.00 | 9,338.00 | 7,091.67 | 0.00 | 2,246.33 | 75.9% |
| 520400 STATE RETIREMENT | 0.00 | 20,328.00 | 20,328.00 | 11,569.62 | 0.00 | 8,758.38 | 56.9% |
| 521200 EMPLOYER MEDICARE | 0.00 | 2,185.00 | 2,185.00 | 1,658.53 | 0.00 | 526.47 | 75.9% |
| 521700 RETIREMENT-HYBRID STABILIZ | 0.00 | 0.00 | 0.00 | 1,001.85 | 0.00 | -1,001.85 | 100.0% |
| 533800 MAINT/REPAIR SRVCS- VEHICL | 0.00 | 83,445.00 | 83,445.00 | 4,929.21 | 0.00 | 78,515.79 | 5.9% |
| 541200 DIESEL FUEL | 0.00 | 200,000.00 | 200,000.00 | 15,067.60 | 0.00 | 184,932.40 | 7.5% |
| TOTAL TRANSPORTATION | 0.00 | 465,896.00 | 465,896.00 | 155,699.73 | 0.00 | 310,196.27 | 33.4% |

FOOD SERVICE

| | | | | | | | |
|----------------------------|------|-----------|-----------|-----------|------|-----------|-------|
| 516500 CAFETERIA PERSONNEL | 0.00 | 36,600.00 | 36,600.00 | 26,400.00 | 0.00 | 10,200.00 | 72.1% |
| 520100 SOCIAL SECURITY | 0.00 | 2,270.00 | 2,270.00 | 1,636.76 | 0.00 | 633.24 | 72.1% |
| 520400 STATE RETIREMENT | 0.00 | 4,941.00 | 4,941.00 | 2,880.75 | 0.00 | 2,060.25 | 58.3% |

CLARKSVILLE-MONTGOMERY CO. SCHOOL SYSTEM



YTD BUDGET REPORT 06/30/2022 EXPENSES

| FOR 2022 | | | | | | | |
|---|------------------|------------------|----------------|--------------|--------------|------------------|--------|
| ACCOUNTS FOR: 146 EXTENDED SCHOOL PROGRAM | | | | | | | |
| | ORIGINAL APPROP. | TRANSFRS/ADJSTMS | REVISED BUDGET | YTD EXPENDED | ENCUMBRANCES | AVAILABLE BUDGET | % USED |
| 521200 EMPLOYER MEDICARE | 0.00 | 531.00 | 531.00 | 382.79 | 0.00 | 148.21 | 72.1% |
| 521700 RETIREMENT-HYBRID STABILIZ | 0.00 | 0.00 | 0.00 | 210.26 | 0.00 | -210.26 | 100.0% |
| 542200 FOOD SUPPLIES | 0.00 | 30,000.00 | 30,000.00 | 16,186.89 | 0.00 | 13,813.11 | 54.0% |
| TOTAL FOOD SERVICE | 0.00 | 74,342.00 | 74,342.00 | 47,697.45 | 0.00 | 26,644.55 | 64.2% |
| TOTAL EXTENDED SCHOOL PROGRAM | 337,870.00 | 4,356,151.00 | 4,694,021.00 | 2,825,480.78 | 0.00 | 1,868,540.22 | 60.2% |

Capital Projects Fund
Balance Sheet
For the Period Ending
June 30, 2022

Assets

Current Assets:

| | |
|-----------------------------|---------------------|
| Cash on Deposit w/Trustee | 3,651,056.46 |
| Accounts Receivable | - |
| Due From Other Funds | - |
| Due From Primary Government | <u>8,063,203.00</u> |

TOTAL ASSETS

11,714,259.46

Liabilities and Equity

Liabilities:

| | |
|------------------|---------------------|
| Accounts Payable | <u>8,193,556.07</u> |
|------------------|---------------------|

Total Liabilities

8,193,556.07

Equity:

| | |
|--------------------------------------|---------------------|
| Reserve for Encumbrances- Prior Year | 827.48 |
| Restricted for Capital Projects | <u>3,519,875.91</u> |

Total Equity

3,520,703.39

TOTAL LIABILITIES AND EQUITY

11,714,259.46

Capital Projects Fund
Cash Reconciliation
June 30, 2022

| | | |
|--------------------------------|-----------------------|----------------------------|
| Cash on Deposit with Trustee | 5,055,991.59 | |
| Plus Receipts for Month | <u>3,866,933.00</u> | |
| Total Available Funds | | 8,922,924.59 |
| Less Cash Disbursements: | | |
| Warrants Issued | (5,272,129.56) | |
| Wire Transfers | - | |
| Trustee's Commission | - | |
| Total Cash Disbursements | <u>(5,272,129.56)</u> | (5,272,129.56) |
| Plus Volded Warrants | | <u>261.43</u> |
| Book Balance | | 3,651,056.46 |
| Plus Outstanding Warrants | | 339,102.06 |
| Less Adjustments Between Funds | | <u>-</u> |
| Trustee's Report Balance | | <u><u>3,990,158.52</u></u> |

CLARKSVILLE-MONTGOMERY CO. SCHOOL SYSTEM



YTD BUDGET REPORT 06/30/2022 REVENUE

FOR 2022

ACCOUNTS FOR: 17/ EDUCATION CAPITAL PROJEC
 ORIGINAL ESTIM REV ESTIM REV ADD REVISED ESTIM REV ACTUAL YTD REVENUE REMAINING REVENUE GOBL

00000NON CHARGE

| | | | | | | |
|--------------------------------|------|-----------------|-----------------|----------------|----------------|-------|
| 48130 CONTRIBUTIONS | 0.00 | -225,493.00 | -225,493.00 | -137,993.00 | -87,500.00 | 61.2% |
| 49100 BONDS PROCEEDS | 0.00 | -123,180,811.00 | -123,180,811.00 | -45,678,473.00 | -77,502,338.00 | 37.1% |
| TOTAL NON CHARGE | 0.00 | -123,406,304.00 | -123,406,304.00 | -45,816,466.00 | -77,589,838.00 | 37.1% |
| TOTAL EDUCATION CAPITAL PROJEC | 0.00 | -123,406,304.00 | -123,406,304.00 | -45,816,466.00 | -77,589,838.00 | 37.1% |

CLARKSVILLE-MONTGOMERY CO. SCHOOL SYSTEM



YTD BUDGET REPORT 06/30/2022 EXPENSES

FOR 2022

ACCOUNTS FOR 77 EDUCATION CAPITAL PROJECTS
 ORIGINAL APPROPRIATIONS/TRANSFERS/ADJUSTMENTS REVISED BUDGET YTD EXPENDED ENCUMBRANCES AVAILABLE BUDGET % USED

EDUCATION CAPITAL PROJECTS

| | | | | | | | |
|----------------------------------|------|----------------|----------------|---------------|------|---------------|-------|
| 530400 ARCHITECTS | 0.00 | 3,053,003.27 | 3,053,003.27 | 2,371,551.54 | 0.00 | 681,451.73 | 77.7% |
| 532100 ENGINEERING SERVICES | 0.00 | 245,884.25 | 245,884.25 | 109,772.54 | 0.00 | 136,111.71 | 44.6% |
| 570600 BUILDING CONSTRUCTION | 0.00 | 110,665,527.28 | 110,665,527.28 | 40,465,647.33 | 0.00 | 70,199,879.95 | 36.6% |
| 570700 BUILDING IMPROVEMENTS | 0.00 | 1,396,843.38 | 1,396,843.38 | 688,037.86 | 0.00 | 708,805.52 | 49.3% |
| 570900 DATA PROCESSING EQUIPMENT | 0.00 | 2,906,883.44 | 2,906,883.44 | 742,746.14 | 0.00 | 2,164,137.30 | 25.6% |
| 572000 PLANT OPERATION EQUIPMENT | 0.00 | 6,477,787.29 | 6,477,787.29 | 267,356.60 | 0.00 | 6,210,430.69 | 4.1% |
| 572400 SITE DEVELOPMENT | 0.00 | 455,754.65 | 455,754.65 | 102,228.13 | 0.00 | 353,526.52 | 22.4% |
| 579900 OTHER CAPITAL OUTLAY | 0.00 | 810,736.11 | 810,736.11 | 155,425.62 | 0.00 | 655,310.49 | 19.2% |
| TOTAL EDUCATION CAPITAL PROJEC | 0.00 | 126,012,419.67 | 126,012,419.67 | 44,902,765.76 | 0.00 | 81,109,653.91 | 35.6% |
| TOTAL EDUCATION CAPITAL PROJEC | 0.00 | 126,012,419.67 | 126,012,419.67 | 44,902,765.76 | 0.00 | 81,109,653.91 | 35.6% |

emcss

The Defining Difference



Quarterly Construction Report

August 2022



Kirkwood Middle School



Resolution Number : 21-4-6
 Resolution Date: 4/12/2021
 Project Number: C160
 Active Project as of: 4/26/2021
 Designer: Lyle-Cook-Martin
 Contractor: R. G. Anderson

Scheduled Completion Date: 6/30/2022
 Construction Percent Complete: 98.04%
 Substantial Completion Date: 7/21/2022
 Total Project Budget Amount: *\$28,039,000.⁶⁸
 \$28,225,409.⁰⁰
 Paid to Date: \$28,006,393.⁷³

**Change order for \$186,409.00 was processed for change in the sourcing of roofing material and cost increase due to supply & chain constraints during COVID.*

Progress:

- Substantial Completion reached on July 21, 2022
- Building Opened for the 2022-2023 School Year with 16% excess capacity
- Warranty Period Underway





Kirkwood High School


Resolution Number : 22-1-1
Resolution Date: 1/10/2022
Project Number: C165
Active Project as of: 2/2/2022
Designer: Lyle-Cook-Martin
Contractor: R. G. Anderson
Scheduled Completion Date: 6/30/2023

Construction Percent Complete: 23.56%
Substantial Completion Date:
Total Project Budget Amount: ~~\$84,102,000.⁰⁰~~
\$82,937,000.⁰⁰
Paid to Date: \$19,547,414.²⁰

**Change order for -\$1,165,000.00 was processed for change in technology equipment, special inspections, library furniture, & way-finding signage.*

Progress:


- Digging and Pouring Footers
- Installing Underground Utilities
- Pouring Concrete Slabs
- Building Interior & Exterior Walls
- Installing Exterior Brick
- Installing Metal Bar Joists & Rook Decking
- Structural Steel for Gym Track Completed
- Parking Lot Storm Structures Completed & Base Stone has been placed






Clarksville High Wrestling Building Roof Replacement

Description: Contractor replaced Roof on Wrestling Building due to leaks and damaged decking.
Contractor Steve Christy's Roofing
Project Amount: \$22,350.00
Status: Completed



Clarksville High Wrestling Building Gutter Replacement

Description: Contractor replaced Gutter System on Wrestling Building due to new roof pitch and damage.
Contractor Harrison Seamless Guttering
Project Amount: \$3,000.00
Status: Completed






Barksdale Elementary Playground Slide Upgrade

Description: Contractor replaced of damaged slide on Barksdale Elementary playground. The slide was purchased separately through school fundraising. Contractor installed the new slide.

Contractor: Patton Unlimited, INC.

Project Amount: \$400.00

Status: Completed




Oakland Elementary Storage Building Door Frame Install

Description: Contractor installed new Metal Garage Door Frame onto new storage building built by CMCSS Career Technical Education Program.

Contractor: Commercial Installation, LLC

Project Amount: \$1,785.00

Status: Completed





New Providence Middle School Main Entrance Tile Replacement

Description: Contractor replaced worn out Vinyl Composition Tile at the entrance of the Visitor's Reception Area.

Contractor: Cunningham Acoustical

Project Amount: \$2,786.00

Status: Completed




New Providence Middle School Main Entrance Mascot Decal Install

Description: After replacing worn out Vinyl Tile the Contractor upgraded and installed a new School Mascot Decal.

Contractor: Grayson, INC.

Project Amount: \$1,166.18


Status: Completed





New Providence Sidewalks Repair

Description: Contractor repaired trip hazards along Sidewalk for ADA Compliance.
Contractor: Precision Concrete Cutting, LLC
Project Amount: \$2,3535.13
Status: Completed




Norman Smith Sewer Line Repair

Description: Contractor replaced leaking sewer line below the building, repaired slab, and replaced vinyl tile.
Contractor Meadows Contracting
Project Amount: *25,500.00 (*Original PO \$11,000.00, due to additional damage added \$14,500.00 via Change Order)
Status: Complete



MONTGOMERY COUNTY GOVERNMENT, TN



YEAR-TO-DATE BUDGET REPORT

FOR 2023 02

JOURNAL DETAIL 2023 1 TO 2023 2

| | ORIGINAL ESTIM REV | REVISED EST REV | ACTUAL YTD REVENUE | ACTUAL MTD REVENUE | REMAINING REVENUE | PCT COLL |
|-------------------------------------|--------------------|-----------------|--------------------|--------------------|-------------------|----------|
| 101 COUNTY GENERAL | | | | | | |
| 40110 CURRENT PROPERTY TAX | -67,848,000 | -67,848,000 | .00 | .00 | -67,848,000.00 | .0% |
| 40120 TRUSTEE'S COLLECTIONS - PYR | -1,000,000 | -1,000,000 | .00 | .00 | -1,000,000.00 | .0% |
| 40125 TRUSTEE COLLECTIONS - BANKRUP | -30,000 | -30,000 | -1,886.53 | .00 | -28,113.47 | 6.3% |
| 40130 CIRCUIT/CHANCERY COLLECT-PYR | -500,000 | -500,000 | -23,276.77 | .00 | -476,723.23 | 4.7% |
| 40140 INTEREST & PENALTY | -300,000 | -300,000 | -15,628.62 | .00 | -284,371.38 | 5.2% |
| 40161 PMTS IN LIEU OF TAXES - T.V.A | -763 | -763 | .00 | .00 | -763.00 | .0% |
| 40162 PMTS IN LIEU OF TAXES -UTILIT | -1,415,000 | -1,415,000 | -353,448.37 | -353,448.37 | -1,061,551.63 | 25.0% |
| 40163 PMTS IN LIEU OF TAXES - OTHER | -915,327 | -915,327 | .00 | .00 | -915,327.00 | .0% |
| 40220 HOTEL/MOTEL TAX | -2,200,000 | -2,200,000 | -226,071.58 | .00 | -1,973,928.42 | 10.3% |
| 40250 LITIGATION TAX - GENERAL | -410,000 | -410,000 | -31,875.82 | -31,875.82 | -378,124.18 | 7.8% |
| 40260 LITIGATION TAX-SPECIAL PURPOS | -80,000 | -80,000 | -6,426.95 | -6,426.95 | -73,573.05 | 8.0% |
| 40270 BUSINESS TAX | -1,600,000 | -1,600,000 | -44,814.44 | -44,814.44 | -1,555,185.56 | 2.8% |
| 40320 BANK EXCISE TAX | -400,000 | -400,000 | .00 | .00 | -400,000.00 | .0% |
| 40330 WHOLESALE BEER TAX | -400,000 | -400,000 | -46,260.97 | -46,260.97 | -353,739.03 | 11.6% |
| 41120 ANIMAL REGISTRATION | -195,000 | -195,000 | -21,555.00 | -560.00 | -173,445.00 | 11.1% |
| 41130 ANIMAL VACCINATION | -10,000 | -10,000 | -4,556.00 | -1,785.00 | -5,444.00 | 45.6% |
| 41140 CABLE TV FRANCHISE | -275,000 | -275,000 | -66,199.80 | -66,199.80 | -208,800.20 | 24.1% |
| 41520 BUILDING PERMITS | -1,000,000 | -1,000,000 | -204,001.50 | -152,715.30 | -795,998.50 | 20.4% |
| 41540 PLUMBING PERMITS | -20,000 | -20,000 | -6,050.00 | -750.00 | -13,950.00 | 30.3% |
| 41590 OTHER PERMITS | -375,000 | -375,000 | -115,627.50 | -106,002.50 | -259,372.50 | 30.8% |
| 42110 FINES | -14,000 | -14,000 | -285.00 | -285.00 | -13,715.00 | 2.0% |
| 42120 OFFICERS COSTS | -22,000 | -22,000 | -1,242.60 | -1,242.60 | -20,757.40 | 5.6% |
| 42141 DRUG COURT FEES | -1,600 | -1,600 | -123.50 | -123.50 | -1,476.50 | 7.7% |
| 42142 VETERANS TREATMENT COURT FEES | -1,800 | -1,800 | -59.37 | -59.37 | -1,740.63 | 3.3% |
| 42190 DATA ENTRY FEES -CIRCUIT COUR | -9,000 | -9,000 | -726.00 | -726.00 | -8,274.00 | 8.1% |
| 42191 COURTROOM SECURITY - CIRCUIT | -7,500 | -7,500 | -654.45 | -654.45 | -6,845.55 | 8.7% |
| 42192 CIRCUIT COURT VICTIMS ASSESS | -3,525 | -3,525 | -456.00 | -456.00 | -3,069.00 | 12.9% |
| 42310 FINES | -135,000 | -135,000 | -13,244.22 | -13,244.22 | -121,755.78 | 9.8% |
| 42311 FINES - LITTERING | -250 | -250 | -142.50 | -142.50 | -107.50 | 57.0% |
| 42320 OFFICERS COSTS | -225,000 | -225,000 | -21,068.31 | -21,068.31 | -203,931.69 | 9.4% |
| 42330 GAME & FISH FINES | -500 | -500 | -9.00 | -9.00 | -491.00 | 1.8% |
| 42341 DRUG COURT FEES | -20,000 | -20,000 | -1,631.82 | -1,631.82 | -18,368.18 | 8.2% |
| 42342 VETERANS TREATMENT COURT FEES | -14,250 | -14,250 | -1,278.31 | -1,278.31 | -12,971.69 | 9.0% |
| 42350 JAIL FEES GENERAL SESSIONS | -200,000 | -200,000 | -23,113.87 | -23,113.87 | -176,886.13 | 11.6% |
| 42380 DUI TREATMENT FINES | -20,000 | -20,000 | -1,627.35 | -1,627.35 | -18,372.65 | 8.1% |
| 42390 DATA ENTRY FEE-GENERAL SESS | -63,000 | -63,000 | -4,601.36 | -4,601.36 | -58,398.64 | 7.3% |
| 42392 GEN SESSIONS VICTIM ASSESSMNT | -50,000 | -50,000 | -3,979.06 | -3,979.06 | -46,020.94 | 8.0% |
| 42410 FINES | -1,700 | -1,700 | -42.75 | -42.75 | -1,657.25 | 2.5% |
| 42420 OFFICERS COSTS | -15,000 | -15,000 | -2,127.05 | -2,127.05 | -12,872.95 | 14.2% |
| 42450 JAIL FEES | -63,000 | -63,000 | -3,302.20 | -3,302.20 | -59,697.80 | 5.2% |

MONTGOMERY COUNTY GOVERNMENT, TN



YEAR-TO-DATE BUDGET REPORT

FOR 2023 02

JOURNAL DETAIL 2023 1 TO 2023 2

| | *ORIGINAL ESTIM REV | REVISED EST REV | ACTUAL YTD REVENUE | ACTUAL MTD REVENUE | REMAINING REVENUE | PCT COLL |
|-------------------------------------|------------------------|--------------------|-----------------------|-----------------------|----------------------|-------------|
| 42490 DATA ENTRY FEE-JUVENILE COURT | -10,250 | -10,250 | -568.02 | -568.02 | -9,681.98 | 5.5% |
| 42520 OFFICERS COSTS | -35,000 | -35,000 | -3,377.00 | -3,377.00 | -31,623.00 | 9.6% |
| 42530 DATA ENTRY FEE -CHANCERY COUR | -5,000 | -5,000 | -516.00 | -516.00 | -4,484.00 | 10.3% |
| 42610 FINES | -1,000 | -1,000 | -95.00 | -23.75 | -905.00 | 9.5% |
| 42641 DRUG COURT FEES | -30,000 | -30,000 | -9,205.00 | -5,740.00 | -20,795.00 | 30.7% |
| 42910 PROCEEDS -CONFISCATED PROPERT | -3,000 | -3,000 | -525.00 | -525.00 | -2,475.00 | 17.5% |
| 42990 OTHER FINES/FORFEITS/PENALTIE | -18,300 | -18,300 | -1,143.12 | -543.12 | -17,156.88 | 6.2% |
| 43120 PATIENT CHARGES | -6,900,000 | -6,900,000 | -993,042.14 | -531,624.65 | -5,906,957.86 | 14.4% |
| 43140 ZONING STUDIES | -4,500 | -4,500 | -250.00 | .00 | -4,250.00 | 5.6% |
| 43190 OTHER GENERAL SERVICE CHARGES | -55,000 | -55,000 | -13,281.00 | -7,314.00 | -41,719.00 | 24.1% |
| 43340 RECREATION FEES | -17,000 | -17,000 | -15,450.00 | -6,550.00 | -1,550.00 | 90.9% |
| 43350 COPY FEES | -9,200 | -9,200 | -2,120.90 | -1,320.25 | -7,079.10 | 23.1% |
| 43365 ARCHIVE & RECORD MANAGEMENT | -475,500 | -475,500 | -42,661.98 | -40,191.98 | -432,838.02 | 9.0% |
| 43366 GREENBELT LATE APPLICATION FE | 0 | 0 | -250.00 | .00 | 250.00 | 100.0% |
| 43370 TELEPHONE COMMISSIONS | -387,000 | -387,000 | -31,851.45 | -31,851.45 | -355,148.55 | 8.2% |
| 43380 VENDING MACHINE COLLECTIONS | -68,000 | -68,000 | -5,699.55 | -5,699.55 | -62,300.45 | 8.4% |
| 43383 TITLING AND REGISTRATION | 0 | 0 | -15,076.00 | -15,076.00 | 15,076.00 | 100.0% |
| 43392 DATA PROCESSING FEES -REGISTE | -80,000 | -80,000 | -8,802.00 | -8,802.00 | -71,198.00 | 11.0% |
| 43393 PROBATION FEES | -27,000 | -27,000 | -1,740.00 | -740.00 | -25,260.00 | 6.4% |
| 43394 DATA PROCESSING FEES - SHERIF | -30,000 | -30,000 | -3,089.69 | -2,433.69 | -26,910.31 | 10.3% |
| 43395 SEXUAL OFFENDER FEE - SHERIFF | -18,000 | -18,000 | -1,800.00 | -1,000.00 | -16,200.00 | 10.0% |
| 43396 DATA PROCESSING FEE-COUNTY CL | -30,000 | -30,000 | -1,389.00 | -1,389.00 | -28,611.00 | 4.6% |
| 43990 OTHER CHARGES FOR SERVICES | -4,200 | -4,200 | -1,383.00 | -168.00 | -2,817.00 | 32.9% |
| 44110 INTEREST EARNED | -100,000 | -100,000 | -133,004.48 | -19,665.17 | 33,004.48 | 133.0% |
| 44120 LEASE/RENTALS | -594,458 | -594,458 | -53,558.50 | -50,195.00 | -540,899.50 | 9.0% |
| 44140 SALE OF MAPS | -3,000 | -3,000 | .00 | .00 | -3,000.00 | .0% |
| 44170 MISCELLANEOUS REFUNDS | -341,804 | -341,804 | -30,779.13 | -30,666.91 | -311,024.87 | 9.0% |
| 44530 SALE OF EQUIPMENT | -5,000 | -5,000 | .00 | .00 | -5,000.00 | .0% |
| 44990 OTHER LOCAL REVENUES | -456,355 | -456,355 | -83,354.74 | -44,878.81 | -373,000.26 | 18.3% |
| 45510 COUNTY CLERK | -2,100,000 | -2,100,000 | -190,025.03 | -190,025.03 | -1,909,974.97 | 9.0% |
| 45520 CIRCUIT COURT CLERK | -680,000 | -680,000 | -51,639.88 | -51,639.88 | -628,360.12 | 7.6% |
| 45540 GENERAL SESSIONS COURT CLERK | -1,700,000 | -1,700,000 | -145,212.12 | -145,212.12 | -1,554,787.88 | 8.5% |
| 45550 CLERK & MASTER | -425,000 | -425,000 | -37,189.23 | -37,189.23 | -387,810.77 | 8.8% |
| 45560 JUVENILE COURT CLERK | -200,000 | -200,000 | -14,337.50 | -14,337.50 | -185,662.50 | 7.2% |
| 45580 REGISTER | -1,000,000 | -1,000,000 | -166,323.37 | -166,323.37 | -833,676.63 | 16.6% |
| 45590 SHERIFF | -70,000 | -70,000 | -17,971.15 | -7,893.00 | -52,028.85 | 25.7% |
| 45610 TRUSTEE | -4,000,000 | -4,000,000 | -157,091.37 | -157,091.37 | -3,842,908.63 | 3.9% |
| 46110 JUVENILE SERVICES PROGRAM | -580,011 | -580,011 | .00 | .00 | -580,011.00 | .0% |
| 46210 LAW ENFORCEMENT TRAINING PROG | -65,400 | -65,400 | .00 | .00 | -65,400.00 | .0% |
| 46290 OTHER PUB SAFETY GRANT | 0 | -1,700 | -1,700.00 | .00 | .00 | 100.0% |
| 46390 OTHER HEALTH & WELFARE GRANT | -130,000 | -130,000 | -84.46 | -84.46 | -129,915.54 | .1% |
| 46430 LITTER PROGRAM | -91,300 | -91,300 | .00 | .00 | -91,300.00 | .0% |
| 46490 OTHER PUBLIC SAFETY GRANTS | 0 | -23,380 | .00 | .00 | -23,380.00 | .0% |
| 46810 FLOOD CONTROL | -500 | -500 | .00 | .00 | -500.00 | .0% |

MONTGOMERY COUNTY GOVERNMENT, TN



YEAR-TO-DATE BUDGET REPORT

FOR 2023 02

JOURNAL DETAIL 2023 1 TO 2023 2

| | ORIGINAL ESTIM. REV. | REVISED EST. REV. | ACTUAL YTD REVENUE | ACTUAL MTD REVENUE | REMAINING REVENUE | PCT COLL |
|-------------------------------------|----------------------|---------------------|----------------------|----------------------|------------------------|-------------|
| 46830 BEER TAX | -18,000 | -18,000 | .00 | .00 | -18,000.00 | .0% |
| 46835 VEHICLE CERTIFICATE OF TITLE | -27,000 | -27,000 | -2,423.35 | -2,423.35 | -24,576.65 | 9.0% |
| 46840 ALCOHOLIC BEVERAGE TAX | -250,000 | -250,000 | -101,735.12 | -101,735.12 | -148,264.88 | 40.7% |
| 46851 STATE REVENUE SHARING - T.V.A | -1,828,069 | -1,828,069 | .00 | .00 | -1,828,069.00 | .0% |
| 46852 REVENUE SHARING - TELECOM | -200,000 | -200,000 | -19,221.75 | -19,221.75 | -180,778.25 | 9.6% |
| 46855 SHARED SPRTS GAMING PRIVILEGE | 0 | 0 | -13,094.56 | -13,094.56 | 13,094.56 | 100.0% |
| 46890 PRISONER TRANSPORTATION | -15,000 | -15,000 | -141.70 | -141.70 | -14,858.30 | .9% |
| 46915 CONTRACTED PRISONER BOARDING | -260,000 | -260,000 | .00 | .00 | -260,000.00 | .0% |
| 46960 REGISTRAR'S SALARY SUPPLEMENT | -15,164 | -15,164 | .00 | .00 | -15,164.00 | .0% |
| 46980 OTHER STATE GRANTS | -3,458,402 | -3,458,402 | -5,590.06 | -5,590.06 | -3,452,811.94 | .2% |
| 46990 OTHER STATE REVENUES | -35,000 | -35,000 | -57,823.95 | -57,823.95 | 22,823.95 | 165.2% |
| 47235 HOMELAND SECURITY GRANTS | -74,350 | -215,089 | -9,198.05 | -9,198.05 | -205,890.95 | 4.3% |
| 47590 OTHER FEDERAL THROUGH STATE | -54,638 | -172,641 | .00 | .00 | -172,641.00 | .0% |
| 47700 ASSET FORFEITURE FUNDS | -292,000 | -292,000 | .00 | .00 | -292,000.00 | .0% |
| 47990 OTHER DIRECT FEDERAL REVENUE | -2,000 | -570,000 | -400.00 | -200.00 | -569,600.00 | .1% |
| 48130 CONTRIBUTIONS | -267,973 | -280,873 | -19,343.25 | -19,343.25 | -261,529.75 | 6.9% |
| 48140 CONTRACTED SERVICES | -264,000 | -264,000 | -22,493.00 | -22,493.00 | -241,507.00 | 8.5% |
| 48610 DONATIONS | -4,110 | -4,110 | -13,218.90 | -249.00 | 9,108.90 | 321.6% |
| 49700 INSURANCE RECOVERY | 0 | 0 | -31,922.69 | .00 | 31,922.69 | 100.0% |
| 49800 OPERATING TRANSFERS | -130,534 | -140,534 | .00 | .00 | -140,534.00 | .0% |
| TOTAL COUNTY GENERAL | -107,788,233 | -108,662,955 | -3,779,587.76 | -2,722,722.97 | -104,883,367.24 | 3.5% |
| 131 GENERAL ROADS | | | | | | |
| 40110 CURRENT PROPERTY TAX | -6,168,000 | -6,168,000 | .00 | .00 | -6,168,000.00 | .0% |
| 40120 TRUSTEE'S COLLECTIONS - PYR | -108,000 | -108,000 | .00 | .00 | -108,000.00 | .0% |
| 40125 TRUSTEE COLLECTIONS - BANKRUP | -3,000 | -3,000 | -171.50 | .00 | -2,828.50 | 5.7% |
| 40130 CIRCUIT/CHANCERY COLLECT-PYR | -50,000 | -50,000 | -2,116.07 | .00 | -47,883.93 | 4.2% |
| 40140 INTEREST & PENALTY | -41,325 | -41,325 | -1,420.11 | .00 | -39,904.89 | 3.4% |
| 40270 BUSINESS TAX | -120,000 | -120,000 | -3,863.31 | -3,863.31 | -116,136.69 | 3.2% |
| 40280 MINERAL SEVERANCE TAX | -284,440 | -284,440 | .00 | .00 | -284,440.00 | .0% |
| 40320 BANK EXCISE TAX | -28,143 | -28,143 | .00 | .00 | -28,143.00 | .0% |
| 44170 MISCELLANEOUS REFUNDS | -20,000 | -20,000 | -7,429.70 | -4,913.70 | -12,570.30 | 37.1% |
| 44530 SALE OF EQUIPMENT | 0 | 0 | -5,913.00 | .00 | 5,913.00 | 100.0% |
| 46410 BRIDGE PROGRAM | -350,000 | -350,000 | .00 | .00 | -350,000.00 | .0% |
| 46420 STATE AID PROGRAM | -400,000 | -400,000 | .00 | .00 | -400,000.00 | .0% |
| 46920 GASOLINE & MOTOR FUEL TAX | -3,912,000 | -3,912,000 | -393,715.92 | -393,715.92 | -3,518,284.08 | 10.1% |
| 46930 PETROLEUM SPECIAL TAX | -124,345 | -124,345 | -12,151.14 | -12,151.14 | -112,193.86 | 9.8% |
| 49700 INSURANCE RECOVERY | -3,000 | -3,000 | .00 | .00 | -3,000.00 | .0% |
| TOTAL GENERAL ROADS | -11,612,253 | -11,612,253 | -426,780.75 | -414,644.07 | -11,185,472.25 | 3.7% |
| 151 DEBT SERVICE | | | | | | |

MONTGOMERY COUNTY GOVERNMENT, TN




YEAR-TO-DATE BUDGET REPORT

FOR 2023 02

JOURNAL DETAIL 2023 1 TO 2023 2

| | ORIGINAL ESTIM REV | REVISED EST REV | ACTUAL YTD REVENUE | ACTUAL MTD REVENUE | REMAINING REVENUE | PCT COLL |
|-------------------------------------|--------------------|--------------------|-----------------------|-----------------------|-----------------------|--------------|
| 40110 CURRENT PROPERTY TAX | -38,550,000 | -38,550,000 | .00 | .00 | -38,550,000.00 | .0% |
| 40120 TRUSTEE'S COLLECTIONS - PYR | -650,000 | -650,000 | .00 | .00 | -650,000.00 | .0% |
| 40125 TRUSTEE COLLECTIONS - BANKRUP | -20,000 | -20,000 | -1,071.94 | .00 | -18,928.06 | 5.4% |
| 40130 CIRCUIT/CHANCERY COLLECT-PYR | -250,000 | -250,000 | -13,225.44 | .00 | -236,774.56 | 5.3% |
| 40140 INTEREST & PENALTY | -200,000 | -200,000 | -8,909.41 | .00 | -191,090.59 | 4.5% |
| 40163 PMTS IN LIEU OF TAXES - OTHER | -640,933 | -640,933 | .00 | .00 | -640,933.00 | .0% |
| 40210 LOCAL OPTION SALES TAX | -225,000 | -225,000 | -61,919.86 | -61,919.86 | -163,080.14 | 27.5% |
| 40250 LITIGATION TAX - GENERAL | -250,000 | -250,000 | -30,566.59 | -30,566.59 | -219,433.41 | 12.2% |
| 40266 LITIGATION TAX-JAIL/WH/CH | -300,000 | -300,000 | -33,334.62 | -33,334.62 | -266,665.38 | 11.1% |
| 40270 BUSINESS TAX | -120,000 | -120,000 | -3,863.31 | -3,863.31 | -116,136.69 | 3.2% |
| 40285 ADEQUATE FACILITIES TAX | -2,300,000 | -2,300,000 | -611,000.00 | -199,000.00 | -1,689,000.00 | 26.6% |
| 40320 BANK EXCISE TAX | -175,000 | -175,000 | .00 | .00 | -175,000.00 | .0% |
| 44110 INTEREST EARNED | -500,000 | -500,000 | -96,313.62 | -12,144.61 | -403,686.38 | 19.3% |
| 44990 OTHER LOCAL REVENUES | -196,324 | -196,324 | .00 | .00 | -196,324.00 | .0% |
| 49800 OPERATING TRANSFERS | -6,432,721 | -6,432,721 | .00 | .00 | -6,432,721.00 | .0% |
| TOTAL DEBT SERVICE | -50,809,978 | -50,809,978 | -860,204.79 | -340,828.99 | -49,949,773.21 | 1.7% |
| 171 CAPITAL PROJECTS | | | | | | |
| 40110 CURRENT PROPERTY TAX | -10,280,000 | -10,280,000 | .00 | .00 | -10,280,000.00 | .0% |
| 40120 TRUSTEE'S COLLECTIONS - PYR | -150,000 | -150,000 | .00 | .00 | -150,000.00 | .0% |
| 40125 TRUSTEE COLLECTIONS - BANKRUP | -4,500 | -4,500 | -285.88 | .00 | -4,214.12 | 6.4% |
| 40130 CIRCUIT/CHANCERY COLLECT-PYR | -45,000 | -45,000 | -3,526.79 | .00 | -41,473.21 | 7.8% |
| 40140 INTEREST & PENALTY | -40,000 | -40,000 | -2,365.27 | .00 | -37,634.73 | 5.9% |
| 40220 HOTEL/MOTEL TAX | -1,750,000 | -1,750,000 | -226,071.65 | .00 | -1,523,928.35 | 12.9% |
| 40240 WHEEL TAX | -5,000,000 | -5,000,000 | -709,424.69 | -709,674.69 | -4,290,575.31 | 14.2% |
| 40320 BANK EXCISE TAX | -50,000 | -50,000 | .00 | .00 | -50,000.00 | .0% |
| 44110 INTEREST EARNED | -5,000 | -5,000 | -133,523.02 | .00 | 128,523.02 | 2670.5% |
| 46980 OTHER STATE GRANTS | -500,000 | -500,000 | -14,000,000.00 | -14,000,000.00 | 13,500,000.00 | 2800.0% |
| 48130 CONTRIBUTIONS | -1,000,000 | -1,000,000 | -735,000.00 | -735,000.00 | -265,000.00 | 73.5% |
| 49100 BOND PROCEEDS | -20,500,000 | -20,500,000 | -31,150,930.39 | -31,150,930.39 | 10,650,930.39 | 152.0% |
| 49800 OPERATING TRANSFERS | -10,415,000 | -10,415,000 | .00 | .00 | -10,415,000.00 | .0% |
| TOTAL CAPITAL PROJECTS | -49,739,500 | -49,739,500 | -46,961,127.69 | -46,595,605.08 | -2,778,372.31 | 94.4% |
| 266-WORKER'S COMPENSATION | | | | | | |
| 44170 MISCELLANEOUS REFUNDS | 0 | 0 | -760.64 | -760.64 | 760.64 | 100.0% |
| 49800 OPERATING TRANSFERS | -787,100 | -787,100 | -787,111.00 | .00 | 11.00 | 100.0% |

MONTGOMERY COUNTY GOVERNMENT, TN



YEAR-TO-DATE BUDGET REPORT

FOR 2023 02

JOURNAL DETAIL 2023 1 TO 2023 2

| | ORIGINAL ESTIM REV | REVISED EST REV | ACTUAL YTD REVENUE | ACTUAL MTD REVENUE | REMAINING REVENUE | PCT COLL |
|-----------------------------|-----------------------|--------------------|-----------------------|-----------------------|----------------------|-------------|
| TOTAL WORKER'S COMPENSATION | -787,100 | -787,100 | -787,871.64 | -760.64 | 771.64 | 100.1% |
| GRAND TOTAL | -220,737,064 | -221,611,786 | -52,815,572.63 | -50,074,561.75 | -168,796,213.37 | 23.8% |

** END OF REPORT - Generated by Mariel Lopez-Gonzalez **

MONTGOMERY COUNTY GOVERNMENT, TN



YEAR-TO-DATE BUDGET REPORT

FOR 2023 02

JOURNAL DETAIL 2023 1 TO 2023 2

| | ORIGINAL APPROPRIATION | REVISED BUDGET | YTD EXPENDED | MTD EXPENDED | ENCUMBRANCES | AVAILABLE BUDGET | PCT USED |
|-------------------------------------|---------------------------|-------------------|--------------|--------------|--------------|---------------------|-------------|
| 101 COUNTRY GENERAL | | | | | | | |
| 51100 COUNTY COMMISSION | 418,036 | 419,166 | 40,145.93 | 21,462.54 | 3,178.31 | 375,841.76 | 10.3% |
| 51210 BOARD OF EQUALIZATION | 11,128 | 11,128 | 484.44 | .00 | .00 | 10,643.56 | 4.4% |
| 51220 BEER BOARD | 5,693 | 5,693 | 645.52 | 322.96 | 47.25 | 5,000.23 | 12.2% |
| 51240 OTHER BOARDS & COMMITTEES | 6,890 | 6,890 | 241.58 | 241.58 | .00 | 6,648.42 | 3.5% |
| 51300 COUNTY MAYOR | 647,891 | 648,012 | 94,686.25 | 43,857.21 | 6,749.33 | 546,576.14 | 15.7% |
| 51310 HUMAN RESOURCES | 1,264,303 | 1,444,256 | 221,661.75 | 122,754.91 | 276,456.95 | 946,137.58 | 34.5% |
| 51400 COUNTY ATTORNEY | 250,000 | 261,737 | .00 | .00 | .00 | 261,736.77 | .0% |
| 51500 ELECTION COMMISSION | 927,846 | 928,973 | 209,324.55 | 145,865.02 | 27,996.49 | 691,652.06 | 25.5% |
| 51600 REGISTER OF DEEDS | 635,906 | 635,906 | 126,534.44 | 37,643.13 | 27,484.31 | 481,887.25 | 24.2% |
| 51720 PLANNING | 459,283 | 459,283 | 114,129.65 | 11,309.03 | .00 | 345,153.35 | 24.8% |
| 51730 BUILDING | 629,014 | 629,929 | 100,221.86 | 42,423.92 | 3,803.78 | 525,903.44 | 16.5% |
| 51750 CODES COMPLIANCE | 1,247,986 | 1,248,082 | 208,242.67 | 85,850.42 | 1,445.63 | 1,038,393.29 | 16.8% |
| 51760 GEOGRAPHICAL INFO SYSTEMS | 295,215 | 455,215 | .00 | .00 | 381,523.79 | 73,691.21 | 83.8% |
| 51800 COUNTY BUILDINGS | 474,940 | 481,095 | 99,537.96 | 41,757.27 | 33,441.56 | 348,115.23 | 27.6% |
| 51810 FACILITIES | 3,475,503 | 3,639,642 | 597,458.74 | 366,976.56 | 523,290.65 | 2,518,892.88 | 30.8% |
| 51900 OTHER GENERAL ADMINISTRATION | 1,350,923 | 1,363,151 | 153,250.27 | 74,885.34 | 5,697.80 | 1,204,202.45 | 11.7% |
| 51910 ARCHIVES | 506,377 | 541,105 | 90,361.13 | 41,284.34 | 41,672.28 | 409,071.71 | 24.4% |
| 52100 ACCOUNTS & BUDGETS | 945,254 | 960,804 | 141,297.88 | 58,163.91 | 25,880.31 | 793,625.81 | 17.4% |
| 52200 PURCHASING | 385,038 | 409,386 | 63,887.95 | 27,598.89 | 36,950.51 | 308,547.97 | 24.6% |
| 52300 PROPERTY ASSESSOR'S OFFICE | 2,252,979 | 2,505,403 | 352,578.40 | 206,493.72 | 396,407.01 | 1,756,417.33 | 29.9% |
| 52400 COUNTY TRUSTEES OFFICE | 922,890 | 928,771 | 147,821.97 | 78,445.59 | 58,785.81 | 722,163.59 | 22.2% |
| 52500 COUNTY CLERK'S OFFICE | 3,549,121 | 3,551,599 | 566,277.98 | 222,523.44 | 26,195.07 | 2,959,126.13 | 16.7% |
| 52600 INFORMATION SYSTEMS | 4,305,901 | 4,503,711 | 916,121.47 | 705,373.91 | 632,098.31 | 2,955,491.12 | 34.4% |
| 52900 OTHER FINANCE | 61,300 | 71,849 | 17,209.02 | 6,548.78 | 3,532.84 | 51,106.66 | 28.9% |
| 53100 CIRCUIT COURT | 4,266,976 | 4,270,348 | 734,413.24 | 349,050.97 | 26,454.15 | 3,509,480.71 | 17.8% |
| 53300 GENERAL SESSIONS COURT | 693,100 | 693,100 | 81,134.44 | 42,585.42 | .00 | 611,965.56 | 11.7% |
| 53330 DRUG COURT | 70,000 | 71,041 | 5,692.21 | 3,412.21 | 1,886.37 | 63,462.36 | 10.7% |
| 53400 CHANCERY COURT | 807,284 | 807,517 | 145,773.63 | 67,466.15 | 8,499.75 | 653,243.70 | 19.1% |
| 53500 JUVENILE COURT | 1,709,428 | 1,815,069 | 275,653.00 | 126,494.37 | 340,948.63 | 1,198,467.15 | 34.0% |
| 53600 DISTRICT ATTORNEY GENERAL | 84,750 | 91,775 | 5,737.10 | 4,839.65 | 8,388.21 | 77,649.69 | 15.4% |
| 53610 OFFICE OF PUBLIC DEFENDER | 7,313 | 7,313 | 4,409.06 | 1,520.23 | .00 | 2,903.94 | 60.3% |
| 53700 JUDICIAL COMMISSIONERS | 332,750 | 332,894 | 54,893.03 | 22,303.21 | 2,294.86 | 275,706.33 | 17.2% |
| 53800 VETERANS' TREATMENT COURT | 430,610 | 430,610 | 75,112.24 | 42,325.08 | 66,966.82 | 288,530.94 | 33.0% |
| 53900 OTHER ADMINISTRATION/ JUSTICE | 530,827 | 533,107 | 18,252.19 | 7,433.91 | 2,280.00 | 512,574.81 | 3.9% |
| 53910 ADULT PROBATION SERVICES | 1,327,371 | 1,340,800 | 159,184.77 | 69,111.86 | 52,194.97 | 1,129,420.72 | 15.8% |
| 54110 SHERIFF'S DEPARTMENT | 16,286,048 | 17,357,807 | 2,769,792.12 | 1,192,786.02 | 1,665,615.86 | 12,922,399.19 | 25.6% |
| 54120 SPECIAL PATROLS | 4,308,449 | 4,416,545 | 697,498.16 | 307,499.40 | 42,058.99 | 3,676,987.85 | 16.7% |
| 54150 DRUG ENFORCEMENT | 70,000 | 70,166 | 606.49 | 606.49 | 563.37 | 68,996.44 | 1.7% |
| 54160 SEXUAL OFFENDER REGISTRY | 14,000 | 14,000 | 613.06 | 604.55 | 127.96 | 13,258.98 | 5.3% |
| 54210 JAIL | 16,987,635 | 18,189,349 | 2,903,984.71 | 1,416,084.66 | 3,263,291.18 | 12,022,072.84 | 33.9% |

MONTGOMERY COUNTY GOVERNMENT, TN



YEAR-TO-DATE BUDGET REPORT

FOR 2023 02

JOURNAL DETAIL 2023 1 TO 2023 2

| | ORIGINAL APPROP | REVISED BUDGET | YTD EXPENDED | MTD EXPENDED | ENCUMBRANCES | AVAILABLE BUDGET | PCT USED |
|-------------------------------------|--------------------|--------------------|----------------------|---------------------|---------------------|----------------------|--------------|
| 54220 WORKHOUSE | 2,149,936 | 2,164,284 | 316,134.15 | 168,680.36 | 466,660.63 | 1,381,488.89 | 36.2% |
| 54230 COMMUNITY CORRECTIONS | 650,417 | 655,873 | 106,184.02 | 45,090.34 | 64,686.10 | 485,002.46 | 26.1% |
| 54240 JUVENILE SERVICES | 320,523 | 320,881 | 58,433.93 | 26,391.08 | 1,152.12 | 261,295.31 | 18.6% |
| 54310 FIRE PREVENTION & CONTROL | 632,489 | 681,122 | 93,425.60 | 31,084.56 | 63,289.57 | 524,407.09 | 23.0% |
| 54410 EMERGENCY MANAGEMENT | 626,327 | 627,293 | 109,407.24 | 44,775.04 | 500.00 | 517,385.26 | 17.5% |
| 54490 OTHER EMERGENCY MANAGEMENT | 0 | 131,541 | .00 | .00 | .00 | 131,541.00 | .0% |
| 54610 COUNTY CORONER / MED EXAMINER | 510,000 | 510,000 | 31,840.00 | 31,840.00 | 21,900.00 | 456,260.00 | 10.5% |
| 55110 HEALTH DEPARTMENT | 282,720 | 283,363 | 30,845.82 | 19,321.81 | 450.00 | 252,067.18 | 11.0% |
| 55120 RABIES & ANIMAL CONTROL | 1,708,311 | 1,782,524 | 284,769.60 | 150,691.02 | 58,968.74 | 1,438,786.03 | 19.3% |
| 55130 AMBULANCE SERVICE | 15,518,661 | 15,533,503 | 2,410,711.92 | 1,048,617.99 | 561,751.24 | 12,561,040.05 | 19.1% |
| 55190 OTHER LOCAL HLTH SRVCS (WIC) | 2,983,472 | 2,983,472 | 383,953.55 | 163,185.45 | 309.00 | 2,599,209.45 | 12.9% |
| 55390 APPROPRIATION TO STATE | 156,123 | 156,123 | .00 | .00 | .00 | 156,123.00 | .0% |
| 55590 OTHER LOCAL WELFARE SERVICES | 20,825 | 20,825 | 2,300.00 | 1,500.00 | 100.00 | 18,425.00 | 11.5% |
| 55900 OTHER PUBLIC HEALTH & WELFARE | 25,000 | 25,000 | .00 | .00 | .00 | 25,000.00 | .0% |
| 56500 LIBRARIES | 2,181,380 | 2,181,380 | 545,345.00 | .00 | .00 | 1,636,035.00 | 25.0% |
| 56700 PARKS & FAIR BOARDS | 3,023,367 | 3,088,140 | 347,729.17 | 187,980.63 | 223,420.49 | 2,516,990.32 | 18.5% |
| 56900 OTHER SOCIAL, CULTURAL & REC | 9,688 | 9,748 | 395.43 | 395.43 | 385.00 | 8,967.57 | 8.0% |
| 57100 AGRICULTURAL EXTENSION SERVIC | 480,423 | 481,402 | 2,154.79 | 2,154.79 | 43,984.43 | 435,263.21 | 9.6% |
| 57300 FOREST SERVICE | 2,000 | 2,000 | .00 | .00 | .00 | 2,000.00 | .0% |
| 57500 SOIL CONSERVATION | 64,083 | 64,083 | 11,106.68 | 4,746.14 | 374.00 | 52,602.32 | 17.9% |
| 58110 TOURISM | 1,825,000 | 1,825,000 | 731,816.68 | 731,816.68 | .00 | 1,093,183.32 | 40.1% |
| 58120 INDUSTRIAL DEVELOPMENT | 2,152,625 | 2,152,625 | .00 | .00 | .00 | 2,152,625.00 | .0% |
| 58220 AIRPORT | 442,430 | 442,430 | 110,607.00 | .00 | .00 | 331,823.00 | 25.0% |
| 58300 VETERAN'S SERVICES | 634,833 | 634,833 | 105,905.51 | 45,345.76 | 7,120.19 | 521,807.30 | 17.8% |
| 58400 OTHER CHARGES | 3,051,966 | 3,051,966 | 1,285,341.18 | 203,560.53 | .00 | 1,766,624.82 | 42.1% |
| 58500 CONTRIBUTION TO OTHER AGENCIE | 2,731,500 | 2,731,500 | 667,948.00 | 599,677.00 | .00 | 2,063,552.00 | 24.5% |
| 58600 EMPLOYEE BENEFITS | 573,000 | 603,000 | 83,652.98 | 69,553.95 | .00 | 519,347.02 | 13.9% |
| 58900 MISC-CONT RESERVE | 15,000 | 15,000 | .00 | .00 | .00 | 15,000.00 | .0% |
| 64000 LITTER & TRASH COLLECTION | 183,027 | 183,027 | 28,969.15 | 12,165.16 | .00 | 154,057.85 | 15.8% |
| 99100 OPERATING TRANSFERS | 654,440 | 654,440 | 654,440.00 | .00 | .00 | .00 | 100.0% |
| TOTAL COUNTY GENERAL | 116,565,524 | 120,548,605 | 20,598,288.26 | 9,584,480.37 | 9,509,260.62 | 90,441,056.60 | 25.0% |

131 GENERAL ROADS

| | | | | | | | |
|-------------------------------------|-----------|-----------|--------------|------------|--------------|--------------|--------|
| 61000 ADMINISTRATION | 736,098 | 736,148 | 110,344.71 | 44,572.55 | 9,712.77 | 616,090.52 | 16.3% |
| 62000 HIGHWAY & BRIDGE MAINTENANCE | 8,056,227 | 8,393,244 | 1,155,742.42 | 696,017.11 | 867,775.32 | 6,369,726.46 | 24.1% |
| 63100 OPERATION & MAINT OF EQUIPMEN | 1,426,167 | 1,440,642 | 242,496.73 | 129,361.71 | 59,373.13 | 1,138,772.59 | 21.0% |
| 63600 TRAFFIC CONTROL | 728,535 | 731,662 | 144,872.21 | 96,693.11 | 75,672.56 | 511,117.50 | 30.1% |
| 65000 OTHER CHARGES | 629,480 | 629,758 | 159,792.99 | 20,466.94 | 6,527.94 | 463,437.01 | 26.4% |
| 66000 EMPLOYEE BENEFITS | 59,000 | 59,000 | 7,314.06 | 7,314.06 | .00 | 51,685.94 | 12.4% |
| 68000 CAPITAL OUTLAY | 2,700,000 | 4,303,102 | 112,765.83 | 112,765.83 | 4,237,801.46 | -47,465.23 | 101.1% |

MONTGOMERY COUNTY GOVERNMENT, TN


YEAR-TO-DATE BUDGET REPORT

FOR 2023 02

JOURNAL DETAIL 2023 1 TO 2023 2

| | ORIGINAL APPROPRIATION | REVISED BUDGET | YTD EXPENDED | MTD EXPENDED | ENCUMBRANCES | AVAILABLE BUDGET | PCT USED |
|-------------------------------------|---------------------------|-------------------|---------------|--------------|---------------|---------------------|-------------|
| TOTAL GENERAL ROADS | 14,335,507 | 16,293,557 | 1,933,328.95 | 1,107,191.31 | 5,256,863.18 | 9,103,364.79 | 44.1% |
| 151 DEBT SERVICE | | | | | | | |
| 82110 PRINCIPAL-GENERAL GOVERNMENT | 10,602,850 | 10,602,850 | .00 | .00 | .00 | 10,602,850.00 | .0% |
| 82130 PRINCIPAL-EDUCATION | 22,710,119 | 22,710,119 | 311,992.20 | 103,997.40 | .00 | 22,398,126.80 | 1.4% |
| 82210 INTEREST-GENERAL GOVERNMENT | 7,693,508 | 7,693,508 | .00 | .00 | .00 | 7,693,508.00 | .0% |
| 82230 INTEREST-EDUCATION | 9,859,515 | 9,859,515 | 75,750.00 | 25,250.00 | .00 | 9,783,765.00 | .8% |
| 82310 OTHER DEBT SERV-COUNTY GOVT | 453,500 | 453,500 | 3,218.72 | .00 | .00 | 450,281.28 | .7% |
| 82330 OTHER DEBT SERV.-EDUCATION | 678,000 | 678,000 | 9,828.08 | 1,666.67 | .00 | 668,171.92 | 1.4% |
| TOTAL DEBT SERVICE | 51,997,492 | 51,997,492 | 400,789.00 | 130,914.07 | .00 | 51,596,703.00 | .8% |
| 171 CAPITAL PROJECTS | | | | | | | |
| 00000 NON-DEDICATED ACCOUNT | 300,000 | 300,000 | 9,728.89 | .00 | .00 | 290,271.11 | 3.2% |
| 82310 OTHER DEBT SERV-COUNTY GOVT | 0 | 0 | 21,887.00 | 21,887.00 | .00 | -21,887.00 | 100.0% |
| 91110 GENERAL ADMINISTRATION PROJEC | 19,020,000 | 41,127,404 | 1,153,798.81 | 1,141,489.29 | 7,700,848.78 | 32,272,756.48 | 21.5% |
| 91120 ADMIN OF JUSTICE PROJECTS | 0 | 26,357 | .00 | .00 | 26,356.54 | .00 | 100.0% |
| 91130 PUBLIC SAFETY PROJECTS | 220,000 | 1,569,511 | 139,390.02 | 129,805.00 | 435,404.06 | 994,717.15 | 36.6% |
| 91140 PUBLIC HEALTH /WELFARE PROJEC | 750,000 | 3,598,495 | 265,465.86 | 265,465.86 | 963,065.88 | 2,369,963.00 | 34.1% |
| 91150 SOCIAL/CULTURAL/REC PROJECTS | 10,670,000 | 11,231,191 | 2,900.00 | 2,900.00 | 244,906.92 | 10,983,384.39 | 2.2% |
| 91190 OTHER GENERAL GOVT PROJECTS | 1,500,000 | 1,535,675 | .00 | .00 | .00 | 1,535,675.00 | .0% |
| 91200 HIGHWAY & STREET CAP PROJECTS | 7,435,000 | 12,599,363 | 94,308.69 | 51,832.52 | 827,902.99 | 11,677,150.90 | 7.3% |
| 91300 EDUCATION CAPITAL PROJECTS | 3,500,000 | 98,148,269 | 13,024,203.00 | 4,961,000.00 | .00 | 85,124,066.00 | 13.3% |
| TOTAL CAPITAL PROJECTS | 43,395,000 | 170,136,264 | 14,711,682.27 | 6,574,379.67 | 10,198,485.17 | 145,226,097.03 | 14.6% |
| 266 WORKER'S COMPENSATION | | | | | | | |
| 51920 RISK MANAGEMENT | 626,290 | 659,479 | 51,151.06 | 21,989.86 | 112,609.56 | 495,718.62 | 24.8% |
| 54110 SHERIFF'S DEPARTMENT | 0 | 0 | 3,227.82 | 3,227.82 | .00 | -3,227.82 | 100.0% |
| 54210 JAIL | 0 | 0 | 3,625.00 | 3,625.00 | .00 | -3,625.00 | 100.0% |
| 54410 EMERGENCY MANAGEMENT | 0 | 0 | 36.96 | 36.96 | .00 | -36.96 | 100.0% |
| 55120 RABIES & ANIMAL CONTROL | 0 | 0 | 853.42 | 853.42 | .00 | -853.42 | 100.0% |
| 55130 AMBULANCE SERVICE | 0 | 0 | 995.82 | 995.82 | .00 | -995.82 | 100.0% |
| 55732 CONVENIENCE CENTERS | 0 | 0 | .00 | .00 | .00 | .00 | .0% |
| 55754 LANDFILL OPERATION/MAINTENANC | 0 | 0 | 305.00 | 305.00 | .00 | -305.00 | 100.0% |

MONTGOMERY COUNTY GOVERNMENT, TN



YEAR-TO-DATE BUDGET REPORT

FOR 2023 02

JOURNAL DETAIL 2023 1 TO 2023 2

| | ORIGINAL APPROP. | REVISED BUDGET | YTD EXPENDED | MTD EXPENDED | ENCUMBRANCES | AVAILABLE BUDGET | PCT USED |
|--|------------------|----------------|--------------|--------------|--------------|------------------|----------|
|--|------------------|----------------|--------------|--------------|--------------|------------------|----------|

| | | | | | | | |
|-----------------------------|---------|---------|-----------|-----------|------------|------------|-------|
| TOTAL WORKER'S COMPENSATION | 626,290 | 659,479 | 60,195.08 | 31,033.88 | 112,609.56 | 486,674.60 | 26.2% |
|-----------------------------|---------|---------|-----------|-----------|------------|------------|-------|

| | | | | | | | |
|-------------|-------------|-------------|---------------|---------------|---------------|----------------|-------|
| GRAND TOTAL | 226,919,813 | 359,635,398 | 37,704,283.56 | 17,427,999.30 | 25,077,218.53 | 296,853,896.02 | 17.5% |
|-------------|-------------|-------------|---------------|---------------|---------------|----------------|-------|

** END OF REPORT - Generated by Mariel Lopez-Gonzalez **

The Board was adjourned at 6:14 P.M.