

DECEMBER 12, 2022

BE IT REMEMBERED that the Board of Commissioners of Montgomery County, Tennessee, met in regular session, on Monday, December 12, 2022, at 6:00 P.M. Present and presiding, the Hon. Wes Golden, County Mayor (Chairman).

Also present, Lee Harrell, Chief of Staff, Teresa Cottrell, County Clerk, John Fuson, Sheriff, Tim Harvey, County Attorney, Jeff Taylor, Director of Accounts and Budgets, and the following Commissioners:

Joshua Beal	David Harper	David Shelton
Nathan Burkholder	Jason Knight	Autumn Simmons
Carmelle Chandler	Michael Lankford	Joe Smith
Joe Creek	Rashidah Leverett	Tangi Smith
Billy Frye	Lisa Prichard	Jeremiah Walker
Ryan Gallant	Chris Rasnic	Walker Woodruff
John Gannon	Rickey Ray	

PRESENT: 20

ABSENT: Jorge Padro (1)

When and where the following proceedings were had and entered of record, to-wit:

**CALL TO ORDER** – Sheriff John Fuson

**PLEDGE OF ALLEGIANCE** – Commissioner Rickey Ray

**INVOCATION** – Chaplain Joe Creek

**ROLL CALL**

**PRESENTATION**

**ZONING RESOLUTIONS**

CZ-24-2022 Application of Krystal McNallie from R-1 to AG

CZ-25-2022 Application of Bhavna Patel from AG to R-1A

**RESOLUTIONS**

- 22-12-1\* Resolution of the Montgomery County Board of Commissioners Approving Amendments to the 2022-23 CMCSS School Budget
- 22-12-2\* Resolution to Amend the Budgets of Various Funds for Fiscal Year 2023 in Certain Areas of Revenues and Expenditures
- 22-12-3\* Resolution to Appropriate Funds from the Sheriff's Office LESO 1033 Program (DRMO) Reserve Fund for Fiscal Year 2023
- 22-12-4\* Resolution to Amend the Sheriff's Office Motor Vehicle Budget for Fiscal Year 2023
- 22-12-5\* Resolution to Create a 10 Foot Utility Easement Along the Western Boundary of the Health Department Property Located Between Madison Street and Veterans Plaza
- 22-12-6\* Resolution to Amend Previous Resolution 10-1-1, a Resolution Regulating Private Ambulance Operations and Establishing Montgomery County Government as the Exclusive Provider of Emergency Patient Transports Within the Borders of Montgomery County
- 22-12-7\* Resolution of the Montgomery County Board of Commissioners Authorizing Lease of Computers for CMCSS

**Adoption:**

- \*Commission Minutes dated November 14, 2022
- \*County Clerk's Report and Notary List
- \*Nominating Committee Nominations
- \*County Mayor Nominations and Appointments

## **CONSENT AGENDA**

*\*All items in this portion of the agenda are considered to be routine and non-controversial by the County Commission and may be approved by one motion; however, a member of the County Commission may request that an item be removed for separate consideration.*

## **RESOLUTIONS**

- 22-12-8** Resolution of the County Commission of the County of Montgomery, Tennessee Authorizing the Execution of a Restated Intergovernmental Agreement Relating to a Public Parking Facility
- 22-12-9** Initial Resolution Authorizing the Issuance of Not to Exceed Fourteen Million Dollars (\$14,000,000) General Obligation Bonds of Montgomery County, Tennessee

## **UNFINISHED BUSINESS**

## **REPORTS FILED**

1. Building & Codes Monthly Reports
2. **CMCSS Quarterly Project Report**
3. **CMCSS Quarterly Finance Report**
4. **Accounts & Budgets Monthly Reports**
5. **Trustee's Monthly Reports**

## **ANNOUNCEMENTS**

**ADJOURN** – Sheriff Fuson

**RESOLUTION OF THE MONTGOMERY COUNTY BOARD OF COMMISSIONERS  
AMENDING THE ZONE CLASSIFICATION OF THE PROPERTY OF  
KRYSTAL MCNALLIE**

WHEREAS, an application for a zone change from R-1 Single-Family Residential District to AG Agricultural District has been submitted by Krystal Mcnallie and

WHEREAS, said property is identified as County Tax Map 083, parcel 043.07, containing 10.5 +/- acres, situated in Civil District 13, located A tract of land west of Dixie Bee Rd., South of Trough Springs Rd. & north of Monticello Trace; and

WHEREAS, said property is described as follows:

Beginning at a new iron pin in the south margin of Trough Springs Road, said iron pin being North 69 Degrees 55 Minutes 51 Seconds West 711.03 feet from the centerline intersection of Dixie Bee Road and Trough Springs Road. Thence leaving margin of said road along the tract, South 77 Degrees 38 Minutes 09 Seconds West 47.11 feet to a new iron pin; thence South 19 Degrees 31 Minutes 07 Seconds West 440.93 feet to a new iron pin; thence South 68 Degrees 02 Minutes 45 Seconds East 76.32 feet; thence South 21 Degrees 57 Minutes 15 Seconds West 150.32 feet; thence South 78 Degrees 11 Minutes 48 Seconds East 136.69 feet; thence North 21 Degrees 56 Minutes 05 Seconds East 17.83 feet, thence South 82 Degrees 51 Minutes 51 Seconds East 623.07 feet to a point along the margin of Dixie Bee Road; following the margin of said road South 08 Degrees 30 Minutes 17 Seconds West 50.01 feet to an existing iron pin; thence leaving margin of said road North 82 Degrees 18 Minutes 52 Seconds West 583.29 feet to an existing iron pin; thence south 21 Degrees 56 Minutes 05 Seconds West 418.89 feet to an existing iron pin; thence North 82 Degrees 18 Minutes 52S Seconds West 37.62 feet to an existing iron pin; thence South 26 Degrees 38 Minutes 21 Seconds West 387.91 feet to an existing iron pin; thence North 81 Degrees 53 Minutes 45 Seconds West 423.79 feet to an existing iron pin; thence North 16 Degrees 40 Minutes 58 Seconds East 418.95 feet to an existing iron pin; thence South 82 Degrees 18 Minutes 53 Seconds East 78.98 feet to an existing iron pin; thence North 16 Degrees 47 Minutes 24 Seconds East 539.44 feet; thence South 73 Degrees 53 Minutes 0 Seconds East for 224.94 feet; thence North 19 Degrees 03 Minutes 37 Seconds East 529.49 feet to an existing iron pin in the south margin of Trough Springs Road; thence along margin of said road with a curve turning to the right with an arc length of 50.00 feet, with a radius of 2112.64 feet and wit a chord of South 70 Degrees 26 Minutes 45 Seconds East 50.00 feet to the point of beginning and containing an area of 10.5 acres.

WHEREAS, the Planning Commission staff recommends APPROVAL and the Regional Planning Commission recommends APPROVAL of said application.

NOW, THEREFORE, BE IT RESOLVED by the Montgomery County Board of County Commissioners assembled in regular session on this 12th day of December, 2022, that the zone classification of the property of Krystal Mcnallie from R-1 to AG is hereby approved.

Duly passed and approved this 12th day of December, 2022.

Sponsor \_\_\_\_\_  
Commissioner \_\_\_\_\_  
Approved \_\_\_\_\_  
County Mayor

Attested: Jerrisa Cottrell  
County Clerk





CZ-24-2022

On Motion by Commissioner Harper, seconded by Commissioner Beal, the foregoing Resolution was Adopted by the following roll call vote:

District	Commissioner	Vote	District	Commissioner	Vote	District	Commissioner	Vote
1	John Gannon	Y	8	Tangi Smith	Y	15	David Harper	Y
2	Jason Knight	Y	9	Jorge Padro	---	16	Lisa Prichard	Y
3	Joe Smith	Y	10	Jeremiah Walker	Y	17	Chris Rasnic	Y
4	Rickey Ray	Y	11	Joe Creek	Y	18	Ryan Gallant	Y
5	Rashidah Leverett	Y	12	Carmelle Chandler	Y	19	Billy Frye	Y
6	Michael Lankford	Y	13	Walker Woodruff	Y	20	Autumn Simmons	Y
7	Nathan Burkholder	Y	14	Joshua Beal	Y	21	David Shelton	Y

Yeses – 20 Noes – 0 Abstentions – 0

ABSENT: Jorge Padro

**RESOLUTION OF THE MONTGOMERY COUNTY BOARD OF COMMISSIONERS  
AMENDING THE ZONE CLASSIFICATION OF THE PROPERTY OF BHAVNA PATEL**

WHEREAS, an application for a zone change from AG Agricultural District to R-1A Single-Family Residential District has been submitted by Bhavna Patel and

WHEREAS, said property is identified as County Tax Map 039, parcel 011.00, containing 120.57 +/- acres, situated in Civil District 13, located A tract of land located north of Rossview Rd., and east of Kirkwood Rd. near the northeast corner of the Rossview Rd. & Kirkwood Rd. intersection.; and

WHEREAS, said property is described as follows:  
"SEE EXHIBIT A"

WHEREAS, the Planning Commission staff recommends APPROVAL and the Regional Planning Commission recommends APPROVAL of said application.

NOW, THEREFORE, BE IT RESOLVED by the Montgomery County Board of County Commissioners assembled in regular session on this 12th day of December, 2022, that the zone classification of the property of Bhavna Patel from AG to R -1A is hereby approved.

Duly passed and approved this 12th day of December, 2022.

Sponsor \_\_\_\_\_  
Commissioner \_\_\_\_\_  
Approved \_\_\_\_\_  
County Mayor

Attested: Jerroa Cottrell  
County Clerk



"EXHIBIT A"

Beginning at a point, said point being the north right of way of Rossvie Road, said point being N 71° 17' E for a distance of 1060 feet from the centerline intersection of Kirkwood Road and Rossvie Road, said point being the south east corner of the Christ of Lutheran Church as described in Vol. 1151, page 676, said point also being the southwestern corner of the herein described parcel; Thence, leaving said Rossvie Road right of way and along said Christ of Lutheran Church for the next 2 calls, N 07° 31' 31" E for a distance of 685.54 feet to a point on a line; Thence, N 82° 28' 16" W for a distance of 925.53 feet to a point on a line, said point being the eastern right of way of Kirkwood Road; Thence, along said Kirkwood Road right of way, N 07° 29' 16" E for a distance of 1305.16 feet to a point on a line, said point being the southern property line of Billy McGraw property as described in Plat Book 8, page 99, said point also being the north west corner of the herein described parcel; Thence, along said McGraw property and along the southern property line of the David W. Howard property as described in Vol. 578, page 341, S 81° 55' 44" Ea distance of 3783.49 feet to the western property line of the Rohit Patel property as described in Vol. 1212, page 2300, said point also being the north east corner of the herein described parcel; Thence, along said Patel property, S 07° 54' 55" W for a distance of 1286.15 feet to the beginning of a non- tangential curve, said curve along being along the northern right of way of said Rossvie Road, said point also being the south east corner of the herein described parcel; Thence, along said Rossvie Road right of way for the next 7 calls, said curve turning to the right, having a radius of 1288.00 feet, and whose long chord bears N 86° 57' 13" W for a distance of 318.96 feet to a point of intersection with a non-tangential line; Thence, N 79° 55' 14" W for a distance of 362.28 feet to a point on a line; Thence, N 81° 12' 08" W for a distance of 994.36 feet to the beginning of a curve; Thence, said curve turning to the left, having a radius of 762.00 feet, and whose long chord bears S 74° 39' 05" W for a distance of 623.42 feet; Thence, S 50° 30' 18" W for a distance of 259.33 feet to the beginning of a curve; Thence, said curve turning to the right, having a radius of 708.00 feet, and whose long chord bears S 62° 02' 11" W for a distance of 283.06 feet; Thence, S 73° 34' 04" W for a distance of 210.64 feet to a point on a line, said point being the point of beginning, said parcel containing 5,251,837 Square Feet or 120.57 Acres, more or less.

On Motion by Commissioner Chandler, seconded by Commissioner Shelton, the foregoing

Resolution was Adopted by the following roll call vote:

District	Commissioner	Vote	District	Commissioner	Vote	District	Commissioner	Vote
1	John Gannon	Y	8	Tangi Smith	Y	15	David Harper	Y
2	Jason Knight	Y	9	Jorge Padro	---	16	Lisa Prichard	N
3	Joe Smith	Y	10	Jeremiah Walker	N	17	Chris Rasnic	Y
4	Rickey Ray	Y	11	Joe Creek	Y	18	Ryan Gallant	N
5	Rashidah Leverett	Y	12	Carmelle Chandler	Y	19	Billy Frye	Y
6	Michael Lankford	N	13	Walker Woodruff	Y	20	Autumn Simmons	Y
7	Nathan Burkholder	N	14	Joshua Beal	N	21	David Shelton	N

Yeses – 13 Noes – 7 Abstentions – 0

ABSENT: Jorge Padro

The following Resolutions and Items were included in the Consent Agenda:

- 22-12-1** Resolution of the Montgomery County Board of Commissioners Approving Amendments to the 2022-23 School Budget
- 22-12-2** Resolution to Amend the Budgets of Various Funds for Fiscal Year 2023 in Certain Areas of Revenues and Expenditures
- 22-12-3** Resolution to Appropriate Funds from the Sheriff's Office LESO 1033 Program (DRMO) Reserve Fund for Fiscal Year 2023
- 22-12-4** Resolution to Amend the Sheriff's Office Motor Vehicle Budget for Fiscal Year 2023
- 22-12-5** Resolution to Create a 10 Foot Utility Easement along the Western Boundary of the Health Department Property Located Between Madison Street and Veterans Plaza
- 22-12-6** Resolution to Amend Previous Resolution 10-1-1, a Resolution Regulating Private Ambulance Operations and Establishing Montgomery County Government as the Exclusive Provider of Emergency Patient Transport Within the Borders of Montgomery County
- 22-12-7** Resolution of the Montgomery County Board of Commissioners Authorizing Lease of Computers for CMCSS
  - Commission Minutes dated November 14, 2022
  - County Clerk's Report
  - Nominating Committee Nominations
  - County Mayor Nominations and Appointments

RESOLUTION OF THE MONTGOMERY COUNTY  
BOARD OF COMMISSIONERS APPROVING  
AMENDMENTS TO THE 2022-23  
SCHOOL BUDGET

**WHEREAS**, the proposed amendments to the General Purpose, Transportation, and Child Nutrition funds reflect the most recent estimates of revenues and expenditures, and,

**WHEREAS**, the Clarksville-Montgomery County Board of Education have studied the attached amendments and approved them on November 15th, 2022, for recommendation to the Montgomery County Board of Commissioners,

**NOW, THEREFORE, BE IT RESOLVED** by the Montgomery County Board of County Commissioners assembled in Regular Business Session on this 12th day of December, 2022, that the 2022-23 School Budget be amended as per the attached schedules



Sponsor Jean Luna-Vedder  
Commissioner [Signature]  
Approved [Signature]  
County Mayor

Attested Jessica Cottrell  
County Clerk

**Clarksville-Montgomery County School System  
General Purpose School Fund Budget**

	2022-23 Original Budget	Current Amended Budget	Proposed Increase (Decrease)	Proposed Amended Budget	
<b>72220 - Special Education Support</b>					
Salaries	2,922,123	2,922,123	74,531	2,996,654	Mid-year pay increase
Employee Benefits	935,838	935,838	12,364	948,202	Associated Benefits
Contracted Services	204,705	204,705	-	204,705	
Supplies and Materials	295,301	295,301	-	295,301	
Staff Development	18,000	18,000	-	18,000	
<b>Total 72220 - Special Education Support</b>	<b>4,375,967</b>	<b>4,375,967</b>	<b>86,895</b>	<b>4,462,862</b>	
<b>72230 - Vocational Education Support</b>					
Salaries	139,017	160,641	3,784	164,425	Mid-year pay increase
Employee Benefits	23,809	43,947	648	44,595	Associated Benefits
Contracted Services	-	-	1,500	1,500	Move from Instructional Vocation for travel
Supplies and Materials	600	600	-	600	
Staff Development	12,000	12,000	-	12,000	
<b>Total 72230 - Vocational Education Support</b>	<b>175,426</b>	<b>217,188</b>	<b>5,932</b>	<b>223,120</b>	
<b>72250 - Technology</b>					
Salaries	1,621,588	1,621,588	38,853	1,660,441	Mid-year pay increase
Employee Benefits	504,051	504,051	7,795	511,846	Associated Benefits
Contracted Services	2,007,666	2,007,666	-	2,007,666	
Supplies and Materials	2,828,377	2,828,377	-	2,828,377	
Equipment	525,000	525,000	-	525,000	
Staff Development	31,460	31,460	-	31,460	
<b>Total 72250 - Technology</b>	<b>7,518,142</b>	<b>7,518,142</b>	<b>46,648</b>	<b>7,564,790</b>	
<b>72260 - Adult Education Support</b>					
Salaries	186,167	186,167	4,387	190,554	Mid-year pay increase
Employee Benefits	39,045	39,045	718	39,763	Associated benefits
<b>Total 72260 - Adult Education Support</b>	<b>225,212</b>	<b>225,212</b>	<b>5,105</b>	<b>230,317</b>	

**Clarksville-Montgomery County School System  
General Purpose School Fund Budget**

	2022-23 Original Budget	Current Amended Budget	Proposed Increase (Decrease)	Proposed Amended Budget	
<b>72310 - Board of Education</b>					
Salaries	73,331	73,331	1,467	74,798	Mid-year pay increase
Employee Benefits	1,509,657	1,509,657	311	1,509,968	Associated benefits
Contracted Services	383,150	383,150	-	383,150	
Insurance Premiums	1,134,929	1,141,762	-	1,141,762	
Trustee's Commission	1,807,000	1,807,000	-	1,807,000	
Staff Development	19,500	19,500	-	19,500	
Background Investigations/Prof. Dev.	132,575	132,575	-	132,575	
Other	500	500	-	500	
<b>Total 72310 - Board of Education</b>	<b>5,060,642</b>	<b>5,067,475</b>	<b>1,778</b>	<b>5,069,253</b>	
<b>72320 - Director of Schools</b>					
Salaries	880,741	880,741	20,422	901,163	Mid-year pay increase
Employee Benefits	267,726	267,726	3,662	271,388	Associated Benefits
Contracted Services	78,623	81,208	-	81,208	
Supplies and Materials	4,375	4,375	-	4,375	
Equipment	1,500	1,500	-	1,500	
Staff Development	21,250	26,700	-	26,700	
<b>Total 72320 - Director of Schools</b>	<b>1,254,215</b>	<b>1,262,250</b>	<b>24,084</b>	<b>1,286,334</b>	
<b>72320 - Printing and Communications</b>					
Salaries	606,714	606,714	14,985	621,699	Mid-year pay increase
Employee Benefits	235,609	235,609	2,719	238,328	Associated benefits
Contracted Services	75,139	75,639	500	76,139	Move from equipment for format printer service
Supplies and Materials	60,776	60,776	-	60,776	
Equipment	26,000	33,000	(500)	32,500	Move to services for format printer service
Staff Development	27,982	27,982	-	27,982	
<b>Total 72320 - Printing and Communications</b>	<b>1,032,220</b>	<b>1,039,720</b>	<b>17,704</b>	<b>1,057,424</b>	



**Clarksville-Montgomery County School System  
General Purpose School Fund Budget**

	<b>2022-23 Original Budget</b>	<b>Current Amended Budget</b>	<b>Proposed Increase (Decrease)</b>	<b>Proposed Amended Budget</b>	
<b>72410 - Office of the Principal</b>					
Salaries	17,524,849	17,563,258	562,769	18,126,027	Mid-year pay incr \$427k;Add 2 AP \$130k; OT \$5k
Employee Benefits	6,352,490	6,367,431	114,537	6,481,968	Associated benefits
Contracted Services	43,956	43,956	-	43,956	
Equipment	36,000	36,000	-	36,000	
Staff Development	42,000	42,000	-	42,000	
<b>Total 72410 - Office of the Principal</b>	<b>23,999,295</b>	<b>24,052,645</b>	<b>677,306</b>	<b>24,729,951</b>	
<b>72510 - Business Affairs</b>					
Salaries	2,239,418	2,242,228	56,571	2,298,799	Mid-year pay increase
Employee Benefits	771,813	772,029	11,024	783,053	Associated Benefits
Contracted Services	140,707	144,757	8,000	152,757	SSRS Report writing
Supplies and Materials	23,685	23,685	-	23,685	
Equipment	12,260	12,260	-	12,260	
Staff Development	49,969	49,969	-	49,969	
<b>Total 72510 - Business Affairs</b>	<b>3,237,852</b>	<b>3,244,928</b>	<b>75,595</b>	<b>3,320,523</b>	
<b>72520 - Human Resources</b>					
Salaries	2,164,105	2,180,105	35,688	2,215,793	Mid-year pay increase
Employee Benefits	681,052	683,716	7,053	690,769	Associated benefits
Contracted Services	298,350	324,990	-	324,990	
Supplies and Materials	40,500	40,500	-	40,500	
Equipment	181,200	182,900	-	182,900	
Staff Development	29,650	29,650	-	29,650	
<b>Total 72520 - Human Resources</b>	<b>3,394,857</b>	<b>3,441,861</b>	<b>42,741</b>	<b>3,484,602</b>	

**Clarksville-Montgomery County School System  
General Purpose School Fund Budget**

	2022-23 Original Budget	Current Amended Budget	Proposed Increase (Decrease)	Proposed Amended Budget	
<b>72610 - Operation of Plant</b>					
Salaries	7,466,703	7,414,578	231,593	7,646,171	Mid-year pay incr \$196.5k; Custodial OT \$35k
Employee Benefits	3,213,659	3,202,634	43,907	3,246,541	Associated Benefits
Contracted Services	750,400	750,400	-	750,400	
Supplies and Materials	957,081	957,081	-	957,081	
Equipment	822,000	822,000	-	822,000	
Utilities	7,120,000	7,420,000	-	7,420,000	
Insurance Premiums	880,281	792,370	-	792,370	
Staff Development	5,000	5,000	-	5,000	
<b>Total 72610 - Operation of Plant</b>	<b>21,215,124</b>	<b>21,364,063</b>	<b>275,500</b>	<b>21,639,563</b>	
<b>72620 - Maintenance of Plant</b>					
Salaries	3,356,453	3,356,453	133,390	3,489,843	Mid-year pay incr\$83k;Move from InstVoc portable build\$50k
Employee Benefits	1,487,421	1,487,421	24,743	1,512,164	Associated benefits
Contracted Services	3,126,897	3,126,897	-	3,126,897	
Supplies and Materials	1,645,587	1,645,587	-	1,645,587	
Equipment	155,000	155,000	-	155,000	
Insurance Premiums	79,822	82,488	-	82,488	
Staff Development	10,000	10,000	-	10,000	
<b>Total 72620 - Maintenance of Plant</b>	<b>9,861,180</b>	<b>9,863,846</b>	<b>158,133</b>	<b>10,021,979</b>	
<b>73400 - Early Childhood Education</b>					
Salaries	1,916,082	1,916,082	51,749	1,967,831	Mid-year pay increase
Employee Benefits	776,841	776,841	8,813	785,654	Associated benefits
Contracted Services	2,745	2,745	-	2,745	
Supplies and Materials	22,500	22,500	-	22,500	
Equipment	12,500	12,500	-	12,500	
Staff Development	6,000	6,000	-	6,000	
<b>Total 73400 - Early Childhood Education</b>	<b>2,736,668</b>	<b>2,736,668</b>	<b>60,562</b>	<b>2,797,230</b>	

<b>Clarksville-Montgomery County School System</b> <b>General Purpose School Fund Budget</b>
---

	2022-23 Original Budget	Current Amended Budget	Proposed Increase (Decrease)	Proposed Amended Budget
<b>82130 - Debt Service</b>				
Principal Payments	6,175,498	6,175,498	-	6,175,498
<b>Total 82130 - Debt Service</b>	<b>6,175,498</b>	<b>6,175,498</b>	<b>-</b>	<b>6,175,498</b>
<b>82230 - Debt Service</b>				
Lease Interest Payments	104,103	104,103	-	104,103
<b>Total 82230 - Debt Service</b>	<b>104,103</b>	<b>104,103</b>	<b>-</b>	<b>104,103</b>
<b>99100 - Interfund Transfers</b>				
	196,324	196,324	-	196,324
<b>Total 99100 - Interfund Transfers</b>	<b>196,324</b>	<b>196,324</b>	<b>-</b>	<b>196,324</b>
<b>Total Expenditures</b>	<b>346,443,699</b>	<b>349,589,560</b>	<b>8,226,723</b>	<b>357,816,283</b>

**Ending Reserves and Fund Balance**

Fund Balance	17,664,669	35,784,995	(8,057,302)	27,727,693	
On-The-Job Injury Reserve	702,218	702,218	-	702,218	Projected fund balance at 6/30/23
Property & Liability Insurance Reserve	781,000	781,000	-	781,000	
BEP Reserve	-	-	-	-	
Career Ladder Reserve	24,508	(1,646)	-	(1,646)	
Assign for Education - ESSER	2,000,000	2,000,000	-	2,000,000	
Assign for Education - School Bus Replacements	1,609,500	1,609,500	-	1,609,500	
Assign for Technology	6,419,971	6,419,971	-	6,419,971	
Equipment, Purchases and Leases					
<b>Total Reserves and Fund Balance</b>	<b>29,201,866</b>	<b>47,296,038</b>	<b>(8,057,302)</b>	<b>39,238,736</b>	
<b>Total Expenditures, Reserves and Fund Balance</b>	<b>375,645,565</b>	<b>396,885,598</b>	<b>169,421</b>	<b>397,055,019</b>	

**Clarksville-Montgomery County School System  
General Purpose School Fund Budget**

---

<b>2022-23 Original Budget</b>	<b>Current Amended Budget</b>	<b>Proposed Increase (Decrease)</b>	<b>Proposed Amended Budget</b>
--	---------------------------------------	---	--

**Clarksville-Montgomery County School System  
General Purpose School Fund Budget**

2022-23 Original Budget	Current Amended Budget	Proposed Increase (Decrease)	Proposed Amended Budget
-------------------------------	------------------------------	------------------------------------	-------------------------------

**Estimated Revenues**

**Local Revenues**

Current Property Tax	28,002,813	28,002,813	-	28,002,813	
Trustees Collection - Prior Years	500,000	500,000	-	500,000	
Trustees Collection - Bankruptcy	10,000	10,000	-	10,000	
Cir. Clk/Clk Mastr Coll	316,245	316,245	-	316,245	
Interest & Penalties	200,000	200,000	-	200,000	
Payments In Lieu of Taxes (Utility)	577,493	577,493	-	577,493	
Local Option Sales Tax	78,408,456	78,408,456	-	78,408,456	
Wheel Tax	5,200,000	5,200,000	-	5,200,000	
Business Tax	800,000	800,000	-	800,000	
Mixed Drink Tax	400,000	400,000	-	400,000	
Bank Excise Tax	161,000	161,000	-	161,000	
Archives & Records Management Fee	7,800	7,800	-	7,800	
Tuition - Other	28,000	28,000	-	28,000	
School Based Health Program	62,900	62,900	-	62,900	
Criminal Background Fee	36,300	36,300	-	36,300	
Other charges for services	435,854	435,854	135,292	571,146	Dual Enrollment \$133.8k; ParaPro Tests \$1.5k
Interest Earned	1,565	1,565	-	1,565	
Lease/Rentals	35,000	35,000	-	35,000	
E-Rate Funding	295,947	295,947	-	295,947	
Stupski Foundation Grant	52,000	52,000	-	52,000	
Sale of Equipment	500,000	500,000	-	500,000	
Damages from Individuals	3,435	3,435	-	3,435	
Contributions & Gifts	26,200	26,200	2,400	28,600	Great Ideas Grant for middle school counselors
Other Local Revenue	15,000	15,000	-	15,000	
<b>Total Local Revenues</b>	<b>116,076,008</b>	<b>116,076,008</b>	<b>137,692</b>	<b>116,213,700</b>	

**Clarksville-Montgomery County School System  
General Purpose School Fund Budget**

	2022-23 Original Budget	Current Amended Budget	Proposed Increase (Decrease)	Proposed Amended Budget	
<b>State Revenues</b>					
Basic Education Program	204,569,567	204,569,567	-	204,569,567	
Early Childhood Education	1,840,910	1,840,910	-	1,840,910	
Other State Education Funds	931,000	1,267,433	-	1,267,433	
Career Ladder Program	250,000	250,000	-	250,000	
Income Tax	175,000	175,000	-	175,000	
State Grants	420,000	170,250	-	170,250	
<b>Total State Revenues</b>	<b>208,186,477</b>	<b>208,273,160</b>	<b>-</b>	<b>208,273,160</b>	
<b>Federal Revenues</b>					
Special Education-Grants to States	400,000	400,000	-	400,000	
Public Law 874 (Impact Aid)	1,790,633	1,790,633	-	1,790,633	
JROTC	700,107	700,107	-	700,107	
Contributions	425,412	586,547	10,729	597,276	AIR Grant-adjust. mid-year pay increase
Adult Literacy	31,494	31,494	-	31,494	
Other Government and Citizens Groups	17,700	17,700	21,000	38,700	Momentum Metrix Grant +\$15k; FAFSA Frenzy Grant +\$6k
<b>Total Federal Revenues</b>	<b>3,365,346</b>	<b>3,526,481</b>	<b>31,729</b>	<b>3,558,210</b>	
<b>Non-Revenue Sources</b>					
Capital Lease Proceeds	4,918,400	4,918,400	-	4,918,400	
Insurance Recovery	1,000	1,000	-	1,000	
Operating Transfers	1,000,000	1,000,000	-	1,000,000	
<b>Total Non-Revenue Sources</b>	<b>5,919,400</b>	<b>5,919,400</b>	<b>-</b>	<b>5,919,400</b>	
<b>Total Revenues</b>	<b>333,547,231</b>	<b>333,795,049</b>	<b>169,421</b>	<b>333,964,470</b>	

<b>Clarksville-Montgomery County School System General Purpose School Fund Budget</b>
---

	2022-23 Original Budget	Current Amended Budget	Proposed Increase (Decrease)	Proposed Amended Budget	
<b><i>Beginning Reserves and Fund Balance</i></b>					
Reserve for On-The-Job Injury	702,218	702,218	-	702,218	
Reserve for Property & Liability Insurance	781,000	781,000	-	781,000	
Reserve for BEP	-	-	-	-	
Reserve for Career Ladder	24,508	(1,646)	-	(1,646)	
Assign for Education - ESSER	2,000,000	2,000,000	-	2,000,000	
Assign for Education - School Bus Replacements	1,609,500	1,609,500	-	1,609,500	
Assign for Technology Equipment, Purchases and Leases	6,419,971	6,419,971	-	6,419,971	
<b>Total Reserves</b>	<b>11,537,197</b>	<b>11,511,043</b>	<b>-</b>	<b>11,511,043</b>	
<b>Beginning Fund Balance</b>	<b>30,561,137</b>	<b>51,579,506</b>	<b>-</b>	<b>51,579,506</b>	Actual Fund Balance as of 6/30/22
<b>Total Reserves and Fund Balance</b>	<b>42,098,334</b>	<b>63,090,549</b>	<b>-</b>	<b>63,090,549</b>	
<b>Total Available Funds</b>	<b>375,645,565</b>	<b>396,885,598</b>	<b>169,421</b>	<b>397,055,019</b>	

<b>Clarksville-Montgomery County School System</b> <b>General Purpose School Fund Budget</b>
---

	2022-23 Original Budget	Current Amended Budget	Proposed Increase (Decrease)	Proposed Amended Budget	
<b><u>Expenditures (Appropriations)</u></b>					
<b>71100 - Regular Instruction</b>					
Salaries	112,858,144	112,858,144	3,292,271	116,150,415	Mid-year pay incr \$3.1M; Dual Enrollment Stipend \$115k
Employee Benefits	37,740,146	37,740,146	542,532	38,282,678	Associated benefits
Contracted Services	2,535,479	2,535,479	-	2,535,479	
Supplies and Materials	6,442,636	8,142,636	-	8,142,636	
Equipment	6,633,100	6,633,100	-	6,633,100	
Student Fee Waivers	313,210	313,210	-	313,210	
<b>Total 71100 - Regular Instruction</b>	<b>166,522,715</b>	<b>168,222,715</b>	<b>3,834,803</b>	<b>172,057,518</b>	
<b>71150 - Alternative School</b>					
Salaries	1,053,338	1,053,338	31,788	1,085,126	Mid-year pay increase
Employee Benefits	366,804	366,804	5,248	372,052	Associated benefits
Contracted Services	4,600	4,600	-	4,600	
Supplies and Materials	3,000	3,000	-	3,000	
<b>Total 71150 - Alternative School</b>	<b>1,427,742</b>	<b>1,427,742</b>	<b>37,036</b>	<b>1,464,778</b>	
<b>71200 - Special Education</b>					
Salaries	30,678,933	30,269,591	1,649,329	31,918,920	Mid-year pay incr \$769k; 1:1 EA's \$806k; SPED overtime \$5k
Employee Benefits	10,763,853	10,662,853	276,361	10,939,214	Associated benefits
Contracted Services	612,447	1,409,329	-	1,409,329	
Supplies and Materials	247,196	247,196	-	247,196	
Equipment	35,000	35,000	-	35,000	
Staff Development	10,000	10,000	-	10,000	
<b>Total 71200 - Special Education</b>	<b>42,347,429</b>	<b>42,633,969</b>	<b>1,925,690</b>	<b>44,559,659</b>	



**Clarksville-Montgomery County School System  
General Purpose School Fund Budget**

	2022-23 Original Budget	Current Amended Budget	Proposed Increase (Decrease)	Proposed Amended Budget	
<b>71300 - Vocational Education</b>					
Salaries	4,708,723	4,708,723	81,359	4,790,082	Mid-year pay incr \$131k; Move position to Reg Instr \$50k
Employee Benefits	1,506,718	1,506,718	13,519	1,520,237	Associated Benefits
Contracted Services	9,431	9,431	(1,500)	7,931	Move to Vocation support for travel
Supplies and Materials	667,950	668,700	(56,170)	612,530	Move T&I to services \$58k; KIMS STEM \$2k from equip
Other Charges	603	603	-	603	
Equipment	110,000	68,238	(2,000)	66,238	Move to supplies for KIMS STEM
<b>Total 71300 - Vocational Education</b>	<b>7,003,425</b>	<b>6,962,413</b>	<b>35,208</b>	<b>6,997,621</b>	
<b>72110 - Student Services</b>					
Salaries	728,752	791,431	22,138	813,569	Mid-year pay increase
Employee Benefits	208,565	218,749	3,621	222,370	Associated Benefits
Contracted Services	10,317	10,317	-	10,317	
Supplies and Materials	13,000	13,000	-	13,000	
Staff Development	8,200	8,200	-	8,200	
<b>Total 72110 - Student Services</b>	<b>968,834</b>	<b>1,041,697</b>	<b>25,759</b>	<b>1,067,456</b>	
<b>72120 - Health Services</b>					
Salaries	1,836,881	1,815,226	42,128	1,857,354	Mid-year pay increase
Employee Benefits	677,773	671,927	7,475	679,402	Associated benefits
Contracted Services	1,500	1,500	-	1,500	
Supplies and Materials	33,795	38,795	-	38,795	
Equipment	36,943	63,187	-	63,187	
Other	4,743	1,000	-	1,000	
<b>Total 72120 - Health Services</b>	<b>2,591,635</b>	<b>2,591,635</b>	<b>49,603</b>	<b>2,641,238</b>	

**Clarksville-Montgomery County School System  
General Purpose School Fund Budget**

	2022-23 Original Budget	Current Amended Budget	Proposed Increase (Decrease)	Proposed Amended Budget	
<b>72130 - Other Student Support</b>					
Salaries	10,150,709	10,156,109	257,370	10,413,479	Mid-year pay incr \$242k; Momentum Grant \$15k
Employee Benefits	3,191,697	3,192,735	42,682	3,235,417	Associated Benefits
Contracted Services	620,916	614,318	-	614,318	
Supplies and Materials	6,700	9,365	8,400	17,765	FAFSA Grant \$6k; Big Idea Grant \$2.4k
Equipment	182,440	192,440	133,720	326,160	Equipment/Storage Middle School Football
Staff Development	10,000	10,000	-	10,000	
Other	1,350	1,350	-	1,350	
<b>Total 72130 - Other Student Support</b>	<b>14,163,812</b>	<b>14,176,317</b>	<b>442,172</b>	<b>14,618,489</b>	
<b>72210 - Regular Instruction Support</b>					
Salaries	12,682,017	12,934,247	342,743	13,276,990	Mid-year pay incr \$316.5k; org budget correction \$26k
Employee Benefits	3,961,628	4,019,329	58,404	4,077,733	Associated Benefits
Contracted Services	1,150,765	999,165	(700)	998,465	Move to professional development
Supplies and Materials	1,179,449	1,604,230	-	1,604,230	
Equipment	238,191	406,879	(3,877)	403,002	Move to payroll for Safe Schools act
Staff Development	1,577,172	1,607,172	700	1,607,872	Move from services
Other	35,500	45,500	-	45,500	
<b>Total 72210 - Regular Instruction Support</b>	<b>20,824,722</b>	<b>21,616,522</b>	<b>397,270</b>	<b>22,013,792</b>	
<b>72215 - Alternative School Support</b>					
Salaries	25,281	25,281	1,001	26,282	Mid-year pay increase
Employee Benefits	5,379	5,379	198	5,577	Associated benefits
<b>Total 72215 - Alternative School Support</b>	<b>30,660</b>	<b>30,660</b>	<b>1,199</b>	<b>31,859</b>	

**Clarksville-Montgomery County School System  
Child Nutrition Fund Budget**

	2022-2023 Original Budget	Current Amended Budget	Proposed Increase (Decrease)	Amended Budget
<b><u>Estimated Revenues</u></b>				
<b>Local Revenues</b>				
43521 Lunch Payments - Children	3,527,338	3,527,338	-	3,527,338
43522 Lunch Payments - Adults	170,960	170,960	-	170,960
43523 Income from Breakfast	178,637	178,637	-	178,637
43525 Ala Carte Sales	1,257,355	1,257,355	-	1,257,355
43990 Contract Services	30,000	30,000	-	30,000
44110 Interest Earned	23,767	23,767	-	23,767
44130 Sale of Materials & Supplies	38,933	38,933	-	38,933
44170 Miscellaneous Refund	509	509	-	509
44530 Sale of Equipment	10,000	10,000	-	10,000
<b>Total Local Revenues</b>	<b>5,237,499</b>	<b>5,237,499</b>	<b>-</b>	<b>5,237,499</b>
<b>State Revenues - BEP</b>				
46520 School Food Service	157,834	157,834	-	157,834
<b>Total State Revenues</b>	<b>157,834</b>	<b>157,834</b>	<b>-</b>	<b>157,834</b>
<b>Federal Revenues</b>				
47111 Section 4 - Lunch Funds	8,869,147	8,869,147	-	8,869,147
47112 USDA - Commodities	1,300,000	1,300,000	-	1,300,000
47113 Breakfast Reimbursement	3,434,890	3,434,890	-	3,434,890
47114 USDA	-	1,000	-	1,000
<b>Total Federal Revenues</b>	<b>13,604,037</b>	<b>13,605,037</b>	<b>-</b>	<b>13,605,037</b>
<b>Total Revenues</b>	<b>18,999,370</b>	<b>19,000,370</b>	<b>-</b>	<b>19,000,370</b>
<b>Beginning Fund Balance</b>	<b>9,761,865</b>	<b>13,372,701</b>	<b>-</b>	<b>13,372,701</b>
<b>Total Available Funds</b>	<b>28,761,235</b>	<b>32,373,071</b>	<b>-</b>	<b>32,373,071</b>

Actual Fund Balance at 6/30/22

**Clarksville-Montgomery County School System  
Child Nutrition Fund Budget**

	<b>2022-2023 Original Budget</b>	<b>Current Amended Budget</b>	<b>Proposed Increase (Decrease)</b>	<b>Amended Budget</b>	
<b><i>Expenditures (Appropriations)</i></b>					
<b>73100 - Food Service</b>					
Salaries	7,154,948	7,154,948	227,004	7,381,952	Mid-year pay increase
Employee Benefits	3,003,443	3,003,443	42,518	3,045,961	Associated benefits
Contracted Services	874,353	877,674	-	877,674	
Supplies and Materials	9,423,408	9,432,408	-	9,432,408	
Utilities	797,671	819,671	-	819,671	
Insurance Premiums	8,000	8,000	-	8,000	
Other Charges	18,082	18,082	-	18,082	
Equipment	612,000	1,312,000	-	1,312,000	
<b>Total 73100 - Food Service</b>	<b>21,891,905</b>	<b>22,626,226</b>	<b>269,522</b>	<b>22,895,748</b>	
<b>Total Expenditures</b>	<b>21,891,905</b>	<b>22,626,226</b>	<b>269,522</b>	<b>22,895,748</b>	
<b>Ending Fund Balance</b>	<b>6,869,330</b>	<b>9,746,845</b>	<b>(269,522)</b>	<b>9,477,323</b>	Projected fund balance at 6/30/23
<b>Total Expenditures and Fund Balance</b>	<b>28,761,235</b>	<b>32,373,071</b>	<b>-</b>	<b>32,373,071</b>	

<b>Clarksville-Montgomery County School System Transportation Fund Budget</b>
---

	2022-2023 Original Budget	Current Amended Budget	Proposed Increase (Decrease)	Proposed Amended Budget	
<b><u>Estimated Revenues</u></b>					
<b><u>Local Revenues</u></b>					
Current Property Tax	1,966,800	1,966,800	-	1,966,800	
Trustees Collection - Prior Years	45,000	45,000	-	45,000	
Trustees Collection - Bankruptcy	1,000	1,000	-	1,000	
Circuit Clerk	23,000	23,000	-	23,000	
Interest & Penalties	15,000	15,000	-	15,000	
Payments In Lieu of Taxes (Utility)	46,480	46,480	-	46,480	
Bank Excise Tax	9,000	9,000	-	9,000	
Sale of Materials & Supplies	2,000	2,000	-	2,000	
Sale of Recycled Materials	1,000	1,000	-	1,000	
Misc. Refund - Other	22,000	22,000	-	22,000	
Sale of Equipment	40,000	40,000	-	40,000	
Damages from Individuals	1,000	1,000	-	1,000	
<b>Total Local Revenues</b>	<b>2,172,280</b>	<b>2,172,280</b>	<b>-</b>	<b>2,172,280</b>	
<b><u>State Revenues - BEP</u></b>					
Basic Education Program	15,810,247	15,810,247	-	15,810,247	
<b>Total State Revenues - BEP</b>	<b>15,810,247</b>	<b>15,810,247</b>	<b>-</b>	<b>15,810,247</b>	
<b><u>Federal Revenues</u></b>					
Educ. of the Handicapped Act	1,291,137	1,291,137	-	1,291,137	
<b>Total Federal Revenues</b>	<b>1,291,137</b>	<b>1,291,137</b>	<b>-</b>	<b>1,291,137</b>	
<b>Total Revenues</b>	<b>19,273,664</b>	<b>19,273,664</b>	<b>-</b>	<b>19,273,664</b>	
<b>Beginning Fund Balance</b>	<b>1,993,532</b>	<b>5,215,637</b>	<b>-</b>	<b>5,215,637</b>	Actual fund balance at 6/30/22
<b>Total Available Funds</b>	<b>21,267,196</b>	<b>24,489,301</b>	<b>-</b>	<b>24,489,301</b>	

**Clarksville-Montgomery County School System  
Transportation Fund Budget**

	<b>2022-2023 Original Budget</b>	<b>Current Amended Budget</b>	<b>Proposed Increase (Decrease)</b>	<b>Proposed Amended Budget</b>	
<b><u>Expenditures (Appropriations)</u></b>					
<b>72310 - Board of Education</b>					
Trustee's Commission	52,067	52,067	-	52,067	
<b>Total 72310 - Board of Education</b>	<b>52,067</b>	<b>52,067</b>	<b>-</b>	<b>52,067</b>	
<b>72710 - Transportation</b>					
Salaries	11,258,449	11,308,037	294,097	11,602,134	Mid-Year pay increase
Employee Benefits	4,461,792	4,472,282	52,378	4,524,660	Associated benefits
Contracted Services	627,600	627,600	-	627,600	
Supplies and Materials	2,051,502	2,051,502	-	2,051,502	
Equipment	1,683,000	1,746,000	-	1,746,000	
Insurance Premiums	148,243	147,084	-	147,084	
Staff Development	34,000	34,000	-	34,000	
<b>Total 72710 - Transportation</b>	<b>20,264,586</b>	<b>20,386,505</b>	<b>346,475</b>	<b>20,732,980</b>	
<b>Total Expenditures</b>	<b>20,316,653</b>	<b>20,438,572</b>	<b>346,475</b>	<b>20,785,047</b>	
<b>Ending Fund Balance</b>	<b>950,543</b>	<b>4,050,729</b>	<b>(346,475)</b>	<b>3,704,254</b>	Projected fund balance as of 6/30/23
<b>Total Expenditures and Fund Balance</b>	<b>21,267,196</b>	<b>24,489,301</b>	<b>-</b>	<b>24,489,301</b>	

**RESOLUTION TO AMEND THE BUDGETS  
OF VARIOUS FUNDS FOR FISCAL YEAR 2023  
IN CERTAIN AREAS OF REVENUES AND EXPENDITURES**

**WHEREAS**, the Director of Accounts and Budgets has performed continuing reviews of the status of funding needs and the receipts of revenues anticipated in support of the various budgets; and

**WHEREAS**, the County Commission desires to appropriate funding to these expenditure accounts from various sources including revenues, designated fund balances, and/or other sources within the funds in which those accounts operate.

**NOW THEREFORE BE IT RESOLVED**, by the Montgomery County Board of Commissioners, assembled in regular business session this 12<sup>th</sup> day of December 2022 that the budgets for various funds for FY23 be amended as to revenues and expenditures, according to the attached Account Schedule 1.

**Duly passed and approved this 12<sup>th</sup> day of December 2022.**

Sponsor 

Commissioner 

Approved   
County Mayor



Attested   
County Clerk

**Montgomery County Government**  
**Schedule 1**  
**General Fund Budget**

<i>2022-2023 Budget as of 11/16/2022</i>	<i>Proposed Increase (Decrease)</i>	<i>2022-2023 Amended Budget</i>
--	---	---

**ESTIMATED REVENUES**

*Local Taxes*

40110 CURRENT PROPERTY TAX	67,848,000	-	67,848,000
40120 TRUSTEE'S COLLECTIONS -	1,000,000	-	1,000,000
40125 TRUSTEE COLLECTIONS - BA	30,000	-	30,000
40130 CIRCUIT/CHANCERY COLLECT	500,000	-	500,000
40140 INTEREST & PENALTY	300,000	-	300,000
40161 PMTS IN LIEU OF TAXES -	763	-	763
40162 PMTS IN LIEU OF TAXES -U	1,415,000	-	1,415,000
40163 PMTS IN LIEU OF TAXES -	915,327	-	915,327
40220 HOTEL/MOTEL TAX	2,200,000	-	2,200,000
40250 LITIGATION TAX - GENERAL	410,000	-	410,000
40260 LITIGATION TAX-SPECIAL P	80,000	-	80,000
40270 BUSINESS TAX	1,600,000	-	1,600,000
40320 BANK EXCISE TAX	400,000	-	400,000
40330 WHOLESALE BEER TAX	400,000	-	400,000
40350 INTERSTATE TELECOMMUNICA	-	-	-
<b>Total Local Taxes</b>	<b>77,099,090</b>	<b>-</b>	<b>77,099,090</b>

*Licenses & Permits*

41120 ANIMAL REGISTRATION	195,000	-	195,000
41130 ANIMAL VACCINATION	10,000	-	10,000
41140 CABLE TV FRANCHISE	275,000	-	275,000
41520 BUILDING PERMITS	1,000,000	-	1,000,000
41540 PLUMBING PERMITS	20,000	-	20,000
41590 OTHER PERMITS	375,000	-	375,000
<b>Total Licenses &amp; Permits</b>	<b>1,875,000</b>	<b>-</b>	<b>1,875,000</b>

*Fines, Forfeitures & Penalties*

42110 FINES	14,000	-	14,000
42120 OFFICERS COSTS	22,000	-	22,000
42141 DRUG COURT FEES	1,600	-	1,600
42142 VETERANS TREATMENT COURT	1,800	-	1,800
42190 DATA ENTRY FEES -CIRCUIT	9,000	-	9,000
42191 COURTROOM SECURITY - CIR	7,500	-	7,500
42192 CIRCUIT COURT VICTIMS AS	3,525	-	3,525
42310 FINES	135,000	-	135,000
42311 FINES - LITTERING	250	-	250
42320 OFFICERS COSTS	225,000	-	225,000
42330 GAME & FISH FINES	500	-	500
42341 DRUG COURT FEES	20,000	-	20,000
42342 VETERANS TREATMENT COURT	14,250	-	14,250
42350 JAIL FEES GENERAL SESSIO	200,000	-	200,000
42380 DUI TREATMENT FINES	20,000	-	20,000
42390 DATA ENTRY FEE-GENERAL S	63,000	-	63,000
42392 GEN SESSIONS VICTIM ASSE	50,000	-	50,000
42410 FINES	1,700	-	1,700
42420 OFFICERS COSTS	15,000	-	15,000
42450 JAIL FEES	63,000	-	63,000
42490 DATA ENTRY FEE-JUVENILE	10,250	-	10,250
42520 OFFICERS COSTS	35,000	-	35,000
42530 DATA ENTRY FEE -CHANCERY	5,000	-	5,000
42610 FINES	1,000	-	1,000
42641 DRUG COURT FEES	30,000	-	30,000
42910 PROCEEDS-CONFISCATED PROPERTY	3,000	-	3,000
42990 OTHER FINES/FORFEITS/PEN	18,300	-	18,300
<b>Total Fines, Forfeitures &amp; Penalties</b>	<b>969,675</b>	<b>-</b>	<b>969,675</b>

*Charges for Current Services*

43120 PATIENT CHARGES	6,900,000	-	6,900,000
43140 ZONING STUDIES	4,500	-	4,500



43190 OTHER GENERAL SERVICE CH	55,000	-	55,000
43340 RECREATION FEES	17,000	-	17,000
43350 COPY FEES	9,200	-	9,200
43365 ARCHIVE & RECORD MANAGEM	475,500	-	475,500
43366 GREENBELT LATE APPLICATI	-	-	-
43370 TELEPHONE COMMISSIONS	387,000	-	387,000
43380 VENDING MACHINE COLLECTI	68,000	-	68,000
43392 DATA PROCESSING FEES -RE	80,000	-	80,000
43393 PROBATION FEES	27,000	-	27,000
43394 DATA PROCESSING FEES - S	30,000	-	30,000
43395 SEXUAL OFFENDER FEE - SH	18,000	-	18,000
43396 DATA PROCESSING FEE-COUN	30,000	-	30,000
43990 OTHER CHARGES FOR SERVIC	4,200	-	4,200
<b>Total Charges for Current Services</b>	<b>8,105,400</b>	<b>-</b>	<b>8,105,400</b>
<b>Other Local Revenues</b>			
44110 INTEREST EARNED	100,000	-	100,000
44120 LEASE/RENTALS	594,458	-	594,458
44140 SALE OF MAPS	3,000	-	3,000
44145 SALE OF RECYCLED MATERIA	-	-	-
44170 MISCELLANEOUS REFUNDS	341,804	-	341,804
44530 SALE OF EQUIPMENT	5,000	-	5,000
44990 OTHER LOCAL REVENUES	456,355	-	456,355
<b>Total Other Local Revenues</b>	<b>1,500,617</b>	<b>-</b>	<b>1,500,617</b>
<b>Fees Received from County Officials</b>			
45510 COUNTY CLERK	2,100,000	-	2,100,000
45520 CIRCUIT COURT CLERK	680,000	-	680,000
45540 GENERAL SESSIONS COURT C	1,700,000	-	1,700,000
45550 CLERK & MASTER	425,000	-	425,000
45560 JUVENILE COURT CLERK	200,000	-	200,000
45580 REGISTER	1,000,000	-	1,000,000
45590 SHERIFF	70,000	-	70,000
45610 TRUSTEE	4,000,000	-	4,000,000
<b>Total Fees Received from County Officials</b>	<b>10,175,000</b>	<b>-</b>	<b>10,175,000</b>
<b>State of Tennessee</b>			
46110 JUVENILE SERVICES PROGRA	580,011	-	580,011
46190 OTHER GENERAL GOVERNMENT GRANT	-	-	-
46210 LAW ENFORCEMENT TRAINING	65,400	-	65,400
46290 OTHER PUBLIC SAFETY GRANT	1,700	-	1,700
46390 OTHER HEALTH & WELFARE G	130,000	-	130,000
46490 OTHER PUBLIC SAFETY GRANTS	23,380	-	23,380
46430 LITTER PROGRAM	91,300	-	91,300
46810 FLOOD CONTROL	500	-	500
46830 BEER TAX	18,000	-	18,000
46835 VEHICLE CERTIFICATE OF T	27,000	-	27,000
46840 ALCOHOLIC BEVERAGE TAX	250,000	-	250,000
46851 STATE REVENUE SHARING -	1,828,069	-	1,828,069
46852 REVENUE SHARING-TELECOM	200,000	-	200,000
46880 BOARD OF JURORS	-	-	-
46890 PRISONER TRANSPORTATION	15,000	-	15,000
46915 CONTRACTED PRISONER BOAR	260,000	-	260,000
46960 REGISTRAR'S SALARY SUPPL	15,164	-	15,164
46980 OTHER STATE GRANTS	3,639,502	-	3,639,502
46990 OTHER STATE REVENUES	88,561	-	88,561
<b>Total State of Tennessee</b>	<b>7,233,587</b>	<b>-</b>	<b>7,233,587</b>
<b>Federal Revenues</b>			
47235 HOMELAND SECURITY GRANTS	215,089	-	215,089
47590 OTHER FEDERAL THROUGH STATE	161,641	-	161,641
47700 ASSET FORFEITURE FUNDS	292,000	-	292,000
47990 OTHER DIRECT FEDERAL REV	570,000	-	570,000
<b>Total Federal Revenues</b>	<b>1,238,730</b>	<b>-</b>	<b>1,238,730</b>
<b>Other Governments &amp; Citizen Groups</b>			
48110 PRISONER BOARD	-	-	-
48130 CONTRIBUTIONS	280,873	-	280,873
48140 CONTRACTED SERVICES	264,000	-	264,000
48610 DONATIONS	4,110	-	4,110
<b>Total Other Governments &amp; Citizen Groups</b>	<b>548,983</b>	<b>-</b>	<b>548,983</b>

**Non-Revenue Source**

49700 Insurance Recovery

101-55130-00000-55-49700

- 74,860.00 74,860

49800 OPERATING TRANSFERS

140,534 - 140,534

**Total Non-Revenue Source**

**140,534 74,860 215,394**

**TOTAL GENERAL FUND REVENUES**

**108,886,616 74,860.00 108,961,476**

**Montgomery County Government**  
**Schedule 1**  
**General Fund Budget**

	<i>2022-2023 Budget as of 11/16/2022</i>	<i>Proposed Increase (Decrease)</i>	<i>2022-2023 Amended Budget</i>	
51100 COUNTY COMMISSION	418,036	-	418,036	
51210 BOARD OF EQUALIZATION	11,128	-	11,128	
51220 BEER BOARD	5,693	-	5,693	
51240 OTHER BOARDS & COMMITTEE	6,890	-	6,890	
51300 COUNTY MAYOR	913,703	-	913,703	
51310 HUMAN RESOURCES	1,825,908	-	1,825,908	
51400 COUNTY ATTORNEY	250,000	-	250,000	
51500 ELECTION COMMISSION	927,846	-	927,846	
51600 REGISTER OF DEEDS	635,906	-	635,906	
51720 PLANNING	459,283	-	459,283	
51730 BUILDING	629,014	-	629,014	
51750 CODES COMPLIANCE	1,247,986	-	1,247,986	
51760 GEOGRAPHICAL INFO SYSTEM	295,215	-	295,215	
51800 COUNTY BUILDINGS	474,940	-	474,940	
51810 FACILITIES	3,475,503	-	3,475,503	
51900 OTHER GENERAL ADMINISTRATION	1,350,923	-	1,350,923	
51910 ARCHIVES	506,377	-	506,377	
52100 ACCOUNTS & BUDGETS	945,254	-	945,254	
52200 PURCHASING	385,038	-	385,038	
52300 PROPERTY ASSESSOR'S OFFICE	2,252,979	-	2,252,979	
<b>101-52300-00000-52-57110</b>	<b>6,200</b>	<b>3,925</b>	<b>10,125</b>	<i>Capital Outlay items omitted from new employee request</i>
52400 COUNTY TRUSTEES OFFICE	922,890	-	922,890	
52500 COUNTY CLERK'S OFFICE	3,549,121	-	3,549,121	
52600 INFORMATION SYSTEMS	4,305,901	-	4,305,901	
52900 OTHER FINANCE	61,300	-	61,300	
53100 CIRCUIT COURT	4,266,976	-	4,266,976	
53300 GENERAL SESSIONS COURT	693,100	-	693,100	
53330 DRUG COURT	70,000	-	70,000	
53400 CHANCERY COURT	807,284	-	807,284	
53500 JUVENILE COURT	1,709,428	-	1,709,428	
53600 DISTRICT ATTORNEY GENERAL	84,750	-	84,750	
53610 OFFICE OF PUBLIC DEFENDER	7,313	-	7,313	
53700 JUDICIAL COMMISSIONERS	332,750	-	332,750	
53800 VETERANS' TREATMENT COURT	462,310	-	462,310	
53900 OTHER ADMINISTRATION/ JU	530,827	-	530,827	
53910 ADULT PROBATION SERVICES	1,327,371	-	1,327,371	
54110 SHERIFF'S DEPARTMENT	16,596,007	-	16,596,007	
54120 SPECIAL PATROLS	4,414,295	-	4,414,295	
54150 DRUG ENFORCEMENT	70,000	-	70,000	
54160 SEXUAL OFFENDER REGISTRY	14,000	-	14,000	
54210 JAIL	17,873,273	-	17,873,273	
54220 WORKHOUSE	2,149,936	-	2,149,936	
54230 COMMUNITY CORRECTIONS	650,417	-	650,417	
54240 JUVENILE SERVICES	320,523	-	320,523	
54310 FIRE PREVENTION & CONTROL	656,094	-	656,094	
54410 EMERGENCY MANAGEMENT	626,327	-	626,327	
54490 OTHER EMERGENCY MANAGEMENT	131,541	-	131,541	
54610 COUNTY CORONER / MED EXA	510,000	-	510,000	
55110 HEALTH DEPARTMENT	282,720	-	282,720	
55120 RABIES & ANIMAL CONTROL	1,708,311	-	1,708,311	
55130 AMBULANCE SERVICE	15,487,161	-	15,487,161	
<b>101-55130-00000-55-54990</b>	<b>31,500</b>	<b>2,000</b>	<b>33,500</b>	<i>Other Supplies &amp; Materials</i>
55190 OTHER LOCAL HLTH SRVCS	3,093,700	-	3,093,700	
55390 APPROPRIATION TO STATE	156,123	-	156,123	
55590 OTHER LOCAL WELFARE SERV	20,825	-	20,825	
55900 OTHER PUBLIC HEALTH & WE	25,000	-	25,000	
56500 LIBRARIES	2,181,380	-	2,181,380	
56700 PARKS & FAIR BOARDS	3,036,267	-	3,036,267	
56900 OTHER SOCIAL, CULTURAL &	9,688	-	9,688	
57100 AGRICULTURAL EXTENSION S	480,423	-	480,423	
57300 FOREST SERVICE	2,000	-	2,000	
57500 SOIL CONSERVATION	64,083	-	64,083	
57800 STORM WATER MANAGEMENT	-	-	-	

58110 TOURISM	1,825,000	-	1,825,000
58120 INDUSTRIAL DEVELOPMENT	2,152,625	-	2,152,625
58220 AIRPORT	442,430	-	442,430
58300 VETERAN'S SERVICES	634,833	-	634,833
58400 OTHER CHARGES	3,051,966	-	3,051,966
58500 CONTRIBUTION TO OTHER AG	2,731,500	-	2,731,500
58600 EMPLOYEE BENEFITS	603,000	-	603,000
58900 MISC-CONT RESERVE	15,000	-	15,000
64000 LITTER & TRASH COLLECTIO	183,027	-	183,027
99100 OPERATING TRANSFERS	654,440	-	654,440
<b>Total General Fund Expenditures</b>	<b>119,040,558</b>	<b>5,925</b>	<b>119,046,483</b>

**Montgomery County Government**  
**Schedule 1**  
**Highway Fund Budget**

	<i>2022-2023 Budget as of 11/16/2022</i>	<i>Proposed Increase (Decrease)</i>	<i>2022-2023 Amended Budget</i>	
61000 - ADMINISTRATION	736,098	-	736,098	
62000 - HIGHWAY & BRIDGE MAINTENACE	7,791,551	-	7,791,551	
<i>131-62000-00000-62-51440</i>	<i>587,671</i>	<i>(30,000)</i>	<i>557,671</i>	Equipment Operators-Heavy
<i>131-62000-00000-62-51680</i>	<i>14,022</i>	<i>30,000</i>	<i>44,022</i>	Temporary Personnel
63100 - OPERATION & MAINT OF EQUIPMENT	1,421,667	-	1,421,667	
63600 - TRAFFIC CONTROL	728,535	-	728,535	
65000 - OTHER CHARGES	629,480	-	629,480	
66000 - EMPLOYEE BENEFITS	59,000	-	59,000	
68000 - CAPITAL OUTLAY	3,987,650	-	3,987,650	
99100 - OPERATING TRANSFERS	-	-	-	
<b>TOTAL HIGHWAY FUND EXPENDITURES</b>	<b>15,955,674</b>	<b>-</b>	<b>15,955,674</b>	

Increase (Decrease) in Budgeted Fund Balance -

**Montgomery County Government**  
**Schedule 1**  
**Capital Project Fund Budget**

	<i>2022-2023 Budget as of 8/15/2022</i>	<i>Proposed Increase (Decrease)</i>	<i>2022-2023 Amended Budget</i>	
00000 - TRANSFERS TO OTHER FUNDS	300,000	-	300,000	
81100 - GENERAL GOVERNMENT DEBT SERVICE	-	-	-	
81300 - EDUCATION DEBT SERVICE	-	-	-	
82110 - PRINCIPAL GENERAL GOVERNMENT	-	-	-	
82130 - PRINCIPAL - EDUCATION	-	-	-	
82210 - INTEREST - GENERAL GOVERNMENT	-	-	-	
82230 - INTEREST-EDUCATION	-	-	-	
82310 - OTHER DEBT SERVICE-COUNTY GOVT	-	-	-	
82330 - OTHER DEBT SERVICE-EDUCATION	-	-	-	
91110 - GENERAL ADMINISTRATION PROJECT	16,103,160	-	16,103,160	
<b>171-91110-02020-99-57060-BP050</b>	<b>19,600,584</b>	<b>17,197,543</b>	<b>36,798,127</b>	<i>Adjustment for MPEC bond proceeds</i>
91120 - ADMINISTRATION OF JUSTICE PROJECTS	-	-	-	
91130 - PUBLIC SAFETY PROJECTS	1,157,805	-	1,157,805	
91140 - PUBLIC HEALTH/WELFARE PROJECTS	2,450,641	-	2,450,641	
91150 - SOCIAL/CULTURAL/REC PROJECTS	11,008,040	-	11,008,040	
91190 - OTHER GENERAL GOVT PROJECTS	1,535,675	-	1,535,675	
91200 - HIGHWAY & STREET CAPITAL PROJECTS	11,945,347	-	11,945,347	
91300 - EDUCATION CAPITAL PROJECTS	98,148,269	-	98,148,269	
<b>TOTAL CAPITAL PROJECT FUND EXPENDITURES</b>	<b>162,249,521</b>	<b>17,197,543</b>	<b>179,447,064</b>	
<b>Increase (Decrease) in Budgeted Fund Balance</b>		<b>(17,197,543)</b>		

**RESOLUTION TO APPROPRIATE FUNDS FROM THE SHERIFF'S OFFICE  
LESO 1033 PROGRAM (DRMO) RESERVE FUND FOR FISCAL YEAR 2023**

**WHEREAS**, the National Defense Authorization Act authorizes the Secretary of Defense to transfer excess Department of Defense personal property to federal, state, and local law enforcement agencies whose primary function is the enforcement of applicable Federal, State, and local laws, and whose compensated full-time law enforcement officers have powers of arrest and apprehension; and

**WHEREAS**, the Montgomery County Sheriff's Office is a participant in this program and may dispose of eligible property with the authorization of the State of Tennessee program coordinator and has placed the proceeds in a special revenue account that has a current balance in excess of \$100,000.00; and

**WHEREAS**, the Montgomery County Sheriff's Office wishes to appropriate funds from the DRMO Reserve Fund to absorb any costs associated with the administration of the program, expand law enforcement capabilities, procure equipment and supplies within the scope of this program, as well as maintenance on equipment acquired from Department of Defense.

**NOW, THEREFORE, BE IT RESOLVED** by the Montgomery County Board of Commissioners, assembled in regular business session this 12th day of December 2022, that Montgomery County appropriate \$50,000.00 from the DRMO Reserve Fund, and that the Director of Accounts and Budgets to establish the necessary funds as stated below:

DUES & MEMBERSHIPS	101-54110-00000-54-53200-P0010	\$	1,000.00
OTHER CONTRACT SERVICES	101-54110-00000-54-53990-P0010	\$	5,000.00
OTHER SUPPLIES & MAT.	101-54110-00000-54-54990-P0010	\$	10,000.00
OTHER CAPITAL OUTLAY	101-54110-00000-54-57900-P0010	\$	34,000.00
	<b>TOTAL</b>	<b>\$</b>	<b>50,000.00</b>

**Duly passed and approved this 12<sup>th</sup> day of December 2022.**



Sponsor [Signature]

Commissioner [Signature]

Approved [Signature]  
County Mayor

Attest [Signature]  
County Clerk

**RESOLUTION TO AMEND THE SHERIFF'S OFFICE  
MOTOR VEHICLE BUDGET FOR FISCAL YEAR 2023**

**WHEREAS**, the Sheriff's Office has an amount of \$ 1,664,677.59 appropriated for FY 23 purchase of Motor Vehicles: and

**WHEREAS**, State of Tennessee purchasing contracts for motor vehicles increased after adoption of the FY 23 Budget resulting in a \$72,852.00 deficit: and

**WHEREAS**, the Sheriff's Office has monies available from Insurance Recovery, Sale of Seized and Surplus Property, and Other Local Revenues.

**NOW, THEREFORE, BE IT RESOLVED** by the Montgomery County Board of Commissioners assembled in Regular Session on the 12<sup>th</sup> day of December 2022, that \$71,373.51 of revenue be appropriated; and that the Director of Accounts and Budgets amend the following accounts accordingly:

**Revenue**


PROCEEDS CONFISCATED PROP	101-54110-00000-54-42910	<\$525.00>
SALE OF EQUIPMENT	101-54110-00000-54-44530	<\$22,305.00>
INSURANCE RECOVERY	101-54110-00000-54-49700	<\$44,043.51>
OTHER LOCAL REVENUES	101-54110-00000-54-44990	<\$4,500.00>


**Expense**

MOTOR VEHICLES	101-54110-00000-54-57180	\$71,373.51
----------------	--------------------------	-------------

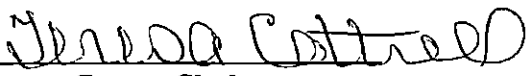
**Total Cost \$-0-**

**Duly passed the 12th day of December 2022.**

Sponsor 

Commissioner 

Approved   
County Mayor

Attested   
County Clerk





**RESOLUTION TO CREATE A 10 FOOT UTILITY EASEMENT ALONG THE WESTERN BOUNDARY OF THE HEALTH DEPARTMENT PROPERTY LOCATED BETWEEN MADISON STREET AND VETERANS PLAZA**

**WHEREAS**, Montgomery County Government owns property between Madison Street and Veterans Plaza where the current Health Department Facility is located, further identified as Map 66L "K" 11.00, ORV 536, PG 1372 ROMCT; and

**WHEREAS**, Mr. Mark Holleman owns property immediately to the west of the County's property, further identified as Map 66L "K" 8.00, ORV 1118, PG 1984 ROMCT; and

**WHEREAS**, Mr. Mark Holleman has commenced the construction of a residential accessory structure to the south of the existing residential structure located on his property, and is in need of connecting an electric utility to this structure; and

**WHEREAS**, Mr. Holleman has contacted the Clarksville Department of Electricity (CDE) and has been advised by CDE that the most appropriate pathway to connect power to this new structure in order to avoid existing vegetation buffers and avoid costly damages to existing infrastructure is via a pathway along the adjacent property, owned by Montgomery County Government, and further depicted by Exhibits A and B attached hereto; and

**WHEREAS**, Mr. Holleman has requested an easement from Montgomery County Government for such purposes, and a County representative has reviewed site conditions and acknowledges that a 10 foot utility easement along the western boundary line of the property would not impact any use of the County's property because the proposed easement would run parallel with an existing sewer line that is currently installed.

**NOW, THEREFORE, BE IT RESOLVED** by the Board of Commissioners of Montgomery County, Tennessee, meeting this 12<sup>th</sup> day of December 2022, that Montgomery County grants this utility easement depicted by Exhibits A and B attached hereto and for the purposes stated here.

**Duly passed and approved this the 12<sup>th</sup> day of December 2022.**



Attested JERRICA COTTRELL  
County Clerk

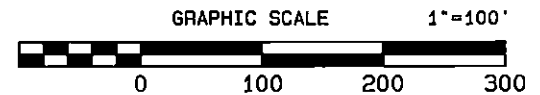
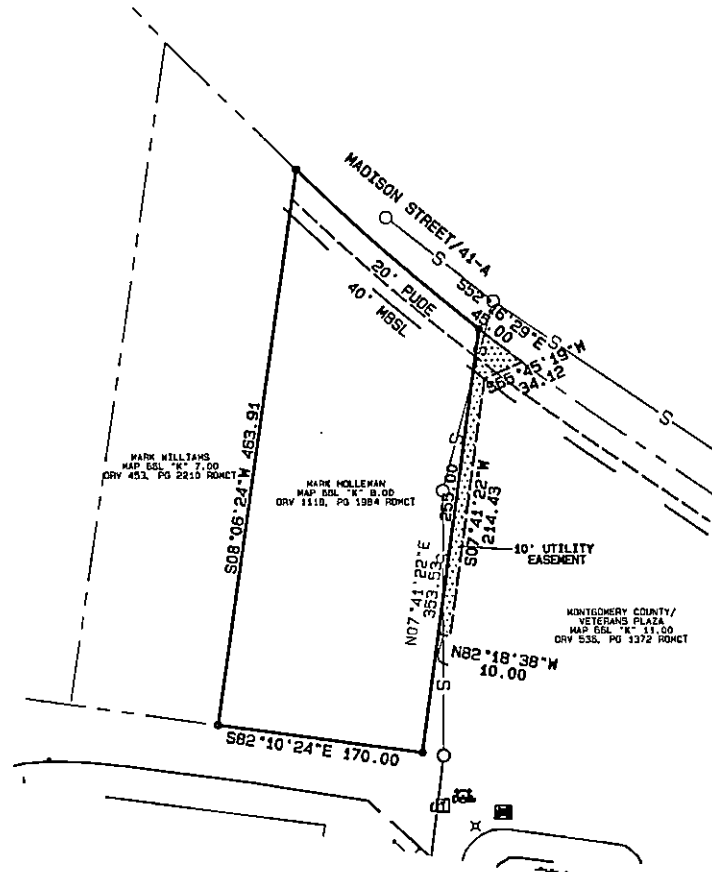
Sponsor \_\_\_\_\_  
Commissioner \_\_\_\_\_  
Approved \_\_\_\_\_  
County Mayor

A GRAPHIC DEPICTION  
OF A 10' UTILITY EASEMENT  
MONTGOMERY COUNTY PROPERTY  
350 PAGENT LANE

**TTL**

330 North Second Street | Clarksville, TN 37040  
931.847.6959 | www.ttlusa.com

EXHIBIT A



DRAWN BY: VEG  
PLOTTED: Mon May 07 16:12:55 2022  
K:\Residential\1 (Potential Jobs)\22-12-00000 Holleman Madison St\Civ11\CAD Files\WAD\SON-HOLLEMAN PROP 11-2022.dwg

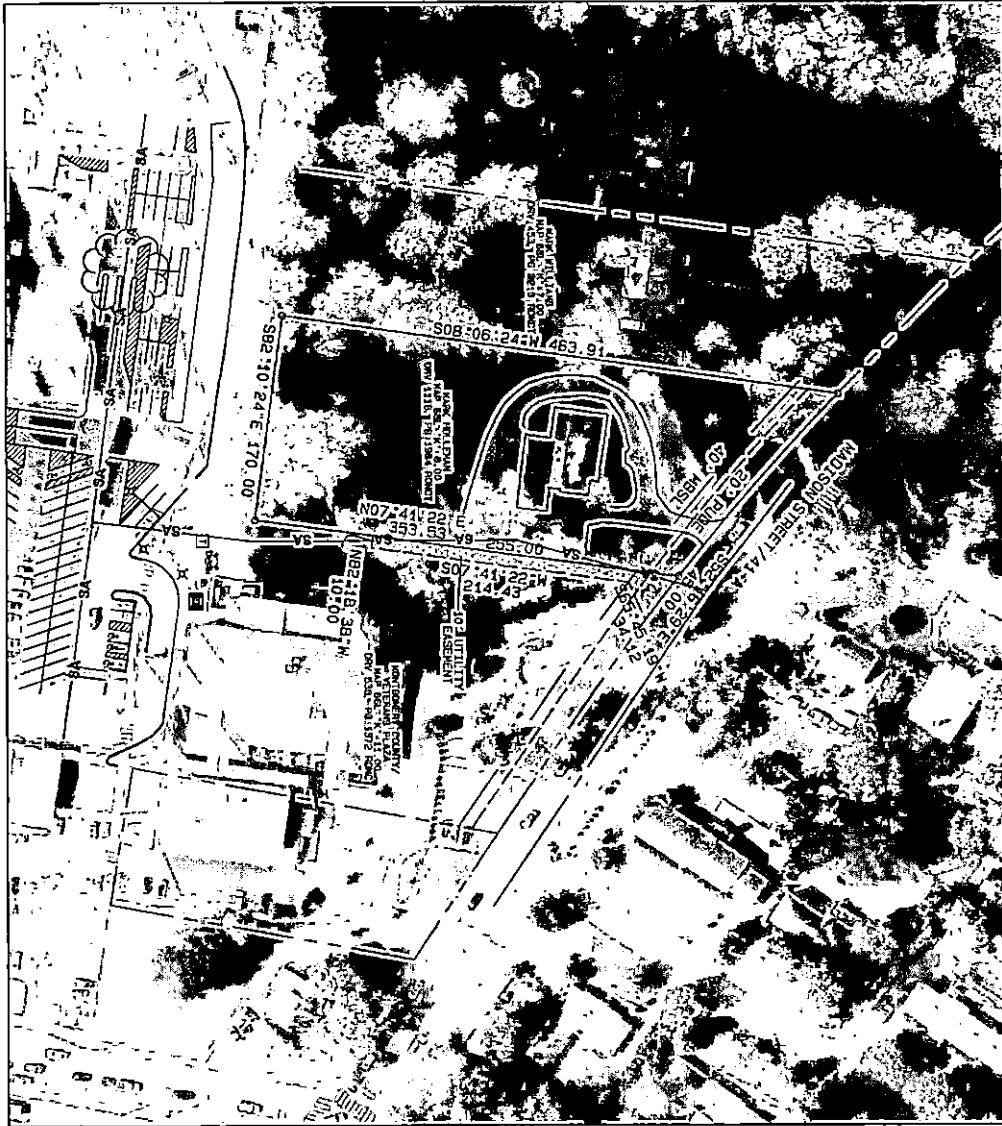


EXHIBIT B



GRAPHIC

MONTGOMERY COUNTY & MARK HOLLEMAN PROPERTY

GRAPHIC DEPICTION 10' EASEMENT

1280 MADISON ST, CLARKSVILLE  
MONTGOMERY COUNTY, TENNESSEE

**TTL**

330 North Second Street | Clarksville, TN 37040  
931.647.6959 | www.ttlusa.com

**RESOLUTION TO AMEND PREVIOUS RESOLUTION 10-1-1,  
A RESOLUTION REGULATING PRIVATE AMBULANCE OPERATIONS AND  
ESTABLISHING MONTGOMERY COUNTY GOVERNMENT AS THE EXCLUSIVE  
PROVIDER OF EMERGENCY PATIENT  
TRANSPORT WITHIN THE BORDERS OF  
MONTGOMERY COUNTY**

**WHEREAS**, the Montgomery County Legislative Body has the authority to promulgate reasonable and legitimate governmental restrictions on private and non-profit ambulance services operating in Montgomery County; and

**WHEREAS**, the Montgomery County Legislative Body passed resolution 10-1-1 in accordance with Title 7, Chapter 61, Part 102 of the Tennessee Code to establish such regulations; and

**WHEREAS**, Public Chapter 647 of the 112<sup>th</sup> Tennessee General Assembly amended Title 68, Chapter 140, Part 306 to create an exception to the requirement for a separate license in each county for the purpose of providing mental health transports from one healthcare facility to another healthcare facility for the purposes of mental health evaluation or treatment; and

**WHEREAS**, this resolution seeks to amend certain sections to bring previous resolution 10-1-1 to comply with Public Chapter 647, update penalties for non-compliance and remove the requirement for a local business office.

**NOW, THEREFORE, BE IT RESOLVED** by the Montgomery County Board of Commissioners meeting in regular session this 12<sup>th</sup> day of December, 2022, that this body does hereby adopt the following amendments to previous resolution 10-1-1:

**SECTION V: Agreement with Private Entities**

The Montgomery County Emergency Medical Service may contract with private entities, and health care facilities for patient transport services subject to the approval of the Montgomery County Legislative Body.

*Deleted in total and Amended and replaced with the following*

***SECTION V: Agreement with Private Entities***

- 1. The Montgomery County Emergency Medical Service may contract with private entities, and health care facilities for patient transport services subject to the approval of the Montgomery County Legislative Body.***
- 2. Pursuant to TCA 68-140-306(f)(2), (A) and (B), the Sheriff may contract with Private Entities only the purpose of acting as a "secondary transport agent" in accordance with TCA 33-6-901, for the purpose of transporting mental health patients pursuant to TCA 33-6-404.***
- 3. Private Entities performing mental health transports under paragraph 2 of this section must comply with all other sections within this resolution except section XXVI in keeping with TCA 68-140(f)(2)(A).***

SECTION XXVI: Local Business Office

Each service permitted and currently operating in Clarksville-Montgomery County must provide a local business office in Clarksville-Montgomery County open to the public between the hours of 9:00 AM. and 5:00 P.M. for the purpose of paying bills, acceptance of complaints and conducting business with the company. The address and phone number of the local Clarksville-Montgomery County office shall appear in any advertising, billing information or company brochure distributed or addressed for delivery in Clarksville-Montgomery County. All permitted services shall have posted signage in the public's view with a minimum of one inch (1") lettering with the following statement: '~\*Notice To Public\* - If you feel we have not adequately resolved your complaint you may register your complaint with Montgomery County EMS by calling 931-920-1800".

*Deleted in total and replaced with the following:*

SECTION XXVI: Repealed

SECTION XXIX: Penalties

Violations of this Resolution are enforceable in General Sessions, Chancery or Circuit Courts of Montgomery County. All violations of this Resolution shall be reported immediately to the Montgomery County Emergency Medical Service Director for review and enforcement action. Convictions for violations of this Resolution may carry possible permit suspension, revocation or monetary civil fines, remedial and restitution in nature, not to exceed five-hundred dollars (\$500.00) or punitive fines not to exceed fifty dollars (\$50.00), without trial by jury, for each offense the violator is convicted thereof. Each particular definable offense or each day a continuing offense is allowed to continue constitutes a separate and enforceable act.

*Deleted in total and Amended and replaced with the following:*

**SECTION XXIX: Penalties**

***Violations of this Resolution are enforceable in General Sessions, Chancery or Circuit Courts of Montgomery County. All violations of the Resolution shall be reported immediately to the Montgomery County Emergency Medical Service Director for review and enforcement action. Convictions for violations of this Resolution may carry possible permit suspension, revocation or monetary civil fines, remedial and restitution in nature, not to exceed ten thousand dollars (\$10,000) or punitive fines not to exceed one thousand dollars (\$1,000) without trial by jury, for each offense the violator is convicted thereof. Each particular definable offense or each day a continuing offense is allowed to continue constitutes a separate and enforceable act.***

Duly passed and approved the 12<sup>th</sup> day of December 2022.



Sponsor \_\_\_\_\_

Commissioner \_\_\_\_\_

Approved \_\_\_\_\_

County Mayor

Attested

Jerred Cottrell

County Clerk

**RESOLUTION OF THE MONTGOMERY COUNTY  
BOARD OF COMMISSIONERS AUTHORIZING  
LEASE OF COMPUTERS FOR CMCSS**

**WHEREAS**, pursuant to Section 7-51-902 of the Tennessee Code Annotated, as amended, CMCSS is authorized to acquire capital improvement property by Lease Agreement and pay interest thereon by contract for a term not to exceed 40 years, or the useful life of the capital improvement property, whichever is less, and;

**WHEREAS**, CMCSS (Lessee) desires to enter into a four year Equipment Lease Agreement with successful lease bidder (Lessor) for the purpose of leasing approximately 7,700 student laptops and 550 teacher/employee laptops valued at approximately \$4,334,421 to be purchased in fiscal year 2022-2023, with an annual lease payment including finance charges not to exceed \$1,160,000, and;

**WHEREAS**, the funding for the lease agreement is included in the 2022-2023 General Purpose School Fund Budget approved by the Montgomery Board of County Commissioner, and;

**NOW, THEREFORE, BE IT RESOLVED** by the Montgomery County Board of County Commissioners assembled in Regular Session on this the 12<sup>th</sup> day of December, 2022 that the Agreement between the successful lease bidder (Lessor) and the Lessee are hereby approved and the Director (the "Authorized Officer") is hereby authorized and directed to execute said Agreement on behalf of the Lessee. The agreement will be executed for fiscal year 2022-2023.

Duly passed and approved this 12th day of December, 2022.



Sponsor *Joan Luna-Kidder*

Commissioner *[Signature]*

Approved *[Signature]*  
County Mayor

Attested *[Signature]*  
County Court Clerk

COUNTY COMMISSION MINUTES FOR

NOVEMBER 14, 2022

SUBMITTED FOR APPROVAL DECEMBER 12, 2022

BE IT REMEMBERED that the Board of Commissioners of Montgomery County, Tennessee, met in regular session, on Monday, November 14, 2022, at 6:00 P.M. Present and presiding, the Hon. Wes Golden, County Mayor (Chairman). Also present, Lee Harrell, Chief of Staff, Teresa Cottrell, County Clerk, Mark Stone, Investigator, Tim Harvey, County Attorney, Jeff Taylor, Director of Accounts and Budgets, and the following Commissioners:

Joshua Beal	David Harper	Rickey Ray
Nathan Burkholder	Jason Knight	David Shelton
Carmelle Chandler	Michael Lankford	Autumn Simmons
Joe Creek	Rashidah Leverett	Joe Smith
Billy Frye	Jorge Padro	Jeremiah Walker
Ryan Gallant	Lisa Prichard	Walker Woodruff
John Gannon	Chris Rasnic	

PRESENT: 20

ABSENT: Tangi Smith (1)

When and where the following proceedings were had and entered of record,  
to-wit:



**The following Zoning Resolution Failed:**

**CZ-20-2022** Resolution of the Montgomery County Board of Commissioners Amending the Zone Classification of the Property of William Macon Marshall

**The following Zoning Resolution was Adopted:**

**CZ-22-2022** Resolution of the Montgomery County Board of Commissioners Amending the Zone Classification of the Property of Clarksville Montgomery County IDB

**The following Resolutions and Items were Adopted and Approved as part of the Consent Agenda:**

- 22-11-1** Resolution Authorizing the Application for a Grant from Tennessee Department of Tourist Development Co-Op Funds, for Clarksville Montgomery County Tourist Commission
- 22-11-2** Resolution to Accept and Appropriate Grant Funds from the Tennessee Corrections Institute FY23 Training Equipment Grant Program for Local Adult Correctional Facilities
- 22-11-3** Resolution Authorizing the Acceptance of Grant Funds from the Tennessee Department of Safety & Homeland Security, Tennessee Highway Safety Office
- 22-11-4** Resolution by the Montgomery County Veterans Treatment Court Accepting Additional Grant Funds from the State of Tennessee Department of Mental Health and Substance Abuse Services and Amending the Budget of the VTC Grant in the Amount of Thirteen Thousand Dollars (\$13,000)
- 22-11-5** Resolution to Update the Highway Commission Liaison Committee Membership Districts Due to the 2022 County Redistricting
- 22-11-6** Resolution Amending the Budget of the Montgomery County Highway Department for Two (2) Additional Vehicles and Related Equipment for New Team Leader Positions Not to Exceed One Hundred Sixty Thousand Dollars (\$160,000)
- 22-11-7** Resolution Amending the Budget of the Montgomery County Highway Department to Accept Grant Funds from TDOT for Engineering Services Needed for Excell Road / HWY 12 Service Not to Exceed Three Hundred and Fifty Thousand Dollars (\$350,000)
- 22-11-8** Resolution Amending the Budget of the Montgomery County Highway Department for Engineering Funds Needed for a Safety Action Plan Not to Exceed One Hundred Thousand Dollars (\$100,000)

- 22-11-9** Resolution Amending the Budget of the Montgomery County Highway Department for Engineering Funds Needed for HWY 48/13 Service, Not to Exceed Eighty Thousand Dollars (\$80,000)
- 22-11-10** Resolution Amending the Budget of the Montgomery County Election Commission for the Purchase of a Voting System with a Voter-Verified Paper Audit Trail
- 22-11-11** Resolution Amending the Budget of the Montgomery County Register of Deeds for the Purchase of Data Processing Equipment
- 22-11-13** Resolution to Approve the Sale of Certain Properties which were Obtained through a Tax Sale Previously
- 22-11-14** Resolution Appropriating Additional Funding for the Construction of Brigham Park
- 22-11-15** Resolution of the Montgomery County Board of Commissioners Appropriating Funds for Design Fees for Kirkwood Elementary School
- Commission Minutes dated October 10, 2022
  - County Clerk's Report and Notary List
  - County Mayor Nominations and Appointments
  - Highway Department Road Report – 3<sup>rd</sup> Quarter 2022

**The following Resolutions were Adopted:**

- 22-11-12** Resolution to Approve Bi-County Solid Waste to Proceed with Permitting, Design, Construction of a Major Modification to the Existing Class III Construction Demolition Landfill and the Subsequent Operation of Facility once Modification is Complete
- 22-11-16** Resolution of the Montgomery County Board of Commissioners Adopting the Montgomery County Compensation Plan

**Reports Filed:**

1. Building & Codes Monthly Reports
2. Driver's Safety Reports– 3<sup>rd</sup> Quarter 2022
3. CMC Regional Airport Authority – 1<sup>st</sup> Quarter FY23 Report
4. County Capital Project Quarterly Report
5. Trustee Monthly Reports
6. Accounts & Budgets Monthly Reports

**The Board was adjourned at 6:11 P.M.**

Submitted by:

Teresa Cottrell

Teresa Cottrell  
County Clerk



**County Clerk's Report  
December 12, 2022**

Comes Teresa Cottrell, County Clerk, Montgomery County, Tennessee, and presents the County Clerk's Report for the month of November 2022.

I hereby request that the persons named on the list of new applicants to the office of Notary Public be elected. The Oaths of the Sheriff's Deputy and Deputy County Officials are approved as taken.

This report shall be spread upon the minutes of the Board of County Commissioners.

This the 12<sup>th</sup> day of December 2022.

Teresa Cottrell  
County Clerk



OATH OF DEPUTY SHERIFF

NAME	OFFICE	DATE
Ronnie Raikes	Deputy Sheriff	11/08/2022

OATHS OF DEPUTY COUNTY OFFICIALS

NAME	OFFICE	DATE
Carralena Sell	Deputy Circuit Court Clerk	10/31/2022
Madisen Cook	Deputy Circuit Court Clerk	11/08/2022
Darcy Elliott	Deputy Circuit Court Clerk	11/15/2022

MONTGOMERY COUNTY CLERK  
TERESA COTTRELL COUNTY CLERK  
350 PAGEANT LANE SUITE 502  
CLARKSVILLE TN 37040  
Telephone 931-648-5711  
Fax 931-572-1104

Notaries to be elected December 12, 2022

<u>NAME</u>	<u>HOME ADDRESS AND PHONE</u>	<u>BUSINESS ADDRESS AND PHONE</u>
1. AMANDA BENITEZ	195 BOB WHITE DR CLARKSVILLE TN 37042 870.315.3605	2700 WILMA RUDOLPH BLVD CLARKSVILLE TN 37040 9315528686
2. IRVENIA BROOKS	3652 KENDRA CT S CLARKSVILLE TN 37040 931-647-2303	721 RICHARDSON ST CLARKSVILLE TN 37040
3. HEATHER BROOKS	148 OVERCREST CT CLARKSVILLE TN 37043 931 538 5404	135 CENTER POINT DR CLARKSVILLE TN 37040 931 647 0677
4. NANCY CHAVEZ	218 TREY CT CLARKSVILLE TN 37043 931 980 4752	
5. SHANNA L COOK	219 RAINTREE DR CLARKSVILLE TN 37042 731 571 0170	121 S THIRD ST CLARKVILLE TN 37040 931 647 1501
6. CASSIE CORNETT	3165 WHITETAILED DR CLARKSVILLE TN 37043 707-407-6833	
7. ZAAKIYAN DENEFIELD DAVIS	3817 LEV ST UNIT D FORT CAMPBELL KY 42223 850-890-0018	
8. STORM DERTEEN	282 NORTHRIDGE DR APT 6 CLAIRFIELD TN 37715 517-667-2278	
9. JADA DOWLEN	3406 LAURELWOOD TRL CLARKSVILLE TN 37043 615 430 3973	6550 CAROTHERS PKWY FRANKLIN TN 37067 6154303973
10. HAILEY DUFFER	3104 SHADOW BLUFF CT CLARKSVILLE TN 37040 931 241 8672	1957 MADISON ST CLARKSVILLE TN 37043 9312747520
11. WILFREDO ERBA	289 RALEIGH DR APT B CLARKSVILLE TN 37043 931-218-4028	
12. NOELIA FERNANDEZ	300 MARYS OAK DRIVE CLARKSVILLE TN 37042 845-287-9760	100 PROFIT DRIVE CLARKSVILLE TN 37042 931-263-6500
13. ELI GAMMON	6305 GUN STATION RD SPRINGFIELD TN 37172 615-708-7285	4630 ASHLAND CITY RD CLARKSVILLE TN 37043 6156853246

MONTGOMERY COUNTY CLERK  
 TERESA COTTRELL COUNTY CLERK  
 350 PAGEANT LANE SUITE 502  
 CLARKSVILLE TN 37040  
 Telephone 931-648-5711  
 Fax 931-572-1104

Notaries to be elected December 12, 2022

NAME	HOME ADDRESS AND PHONE	BUSINESS ADDRESS AND PHONE
14. ROGER D GEARY	3127 WESTCHESTER DR CLARKSVILLE TN 37043 931-561-9971	3127 WESTCHESTER DR CLARKSVILLE TN 37043 9315619971
15. ANGELA GUNTER	986 JOEY DR CLARKSVILLE TN 37042 270-985-5060	1152 COLLEGE ST CLARKSVILLE TN 37040 931 647 6744
16. DAVID C HARLIN	3646 CHAPEL HILL RD CLARKSVILLE TN 37040 931-338-7108	
17. JENNIFER LYNN HINES	113 W MEADOW DR CLARKSVILLE TN 37040 931-237-4266	325 COMMERCE ST CLARKSVILLE TN 37040 9316487183
18. TERRY WILLIAM JAMES	1202 PARKVIEW DR CLARKSVILLE TN 37042 615 7969433	10125 S SHERIDEN RD SUITE E TULSA OK 74133 919429066
19. MERI MOVSISYAN KAFTAN	3697 CHURCHPLACE AVE CLARKSVILLE TN 37040 931 272 7532	3697 CHURCHPLACE AVE CLARKSVILLE TN 37040 931 272 7532
20. LISA R LANE	831 LENNOX RD CLARKSVILLE TN 37042 931 302 8036	215 S SECOND ST CLARKSVILLE TN 37040 931 245 2131
21. PHILIP RONALD LEVESQUE	2596 REMINGTON TRCE CLARKSVILLE TN 37043 813-830-3394	8205 DUNWOODY PL BLDG 19 ATLANTA GA 30350 615 653 4209
22. JADEY RENEE LINCOLN	389 BELLWOOD LANDING RD INDIAN MOUND TN 37079 931 305 8729	301 MAIN STREET CLARKSVILLE TN 37040 931 647 3377
23. MAKAYLA D LOUIS	105 BO COURT CLARKSVILLE TN 37042 931 494 0365	523 MADISON ST SUITE B CLARKSVILLE TN 37042
24. D. K. MADSEN	1036 SPICER DR CLARKSVILLE TN 37042 931 503 6747	621 GRACEY AVE CLARKSVILLE TN 37040 931 503 1788
25. RHIANON B MARSH	269 CHEROKEE TRAIL CLARKSVILLE TN 37043 931 278 1474	121 SOUTH 3RD ST CLARKSVILLE TN 37040 931.647.1501
26. REBECCA MCCALL	181 SEVEN MILE FERRY RD CUNNINGHAM TN 37052 931 980 4483	2155 LOWES DR CLARKSVILLE TN 37040 931 274 7541

MONTGOMERY COUNTY CLERK  
TERESA COTTRELL COUNTY CLERK  
350 PAGEANT LANE SUITE 502  
CLARKSVILLE TN 37040  
Telephone 931-648-5711  
Fax 931-572-1104

Notaries to be elected December 12, 2022

<u>NAME</u>	<u>HOME ADDRESS AND PHONE</u>	<u>BUSINESS ADDRESS AND PHONE</u>
27. WILLIAM MCCONNELL	925 TINY TOWN RD #37A CLARKSVILLE TN 37042 478-217-1575	
28. TASSANNA MILES	3259 VERANDA CIRCLE CLARKSVILLE TN 37042 916-903-3234	3259 VERANDA CIRCLE CLARKSVILLE TN 37042
29. ARIANNA MILLAN	3085 WOODY LN CLARKSVILLE TN 37043 931-494-6354	126 MAIN ST APT A CLARKSVILLE TN 37040 9315386049
30. CHRISTOPHER MONSON	1718 VALLEY RD CLARKSVILLE TN 37043 931 980 8716	1430 MADISON ST CLARKSVILLE TN 37040 931 920 6612
31. DEANNA MOORE	957 GLENHURST WAY CLARKSVILLE TN 37040 931 553 2266	18456 NE WILKES ROAD PORTLAND OR 97230 931-251-9899
32. AMY J ORTON	2657 HIDDEN RIDGE CT CLARKSVILLE TN 37043 931 358 0250	325 COMMERCE ST CLARKSVILLE TN 37043 9316487173
33. LONNIE OSBORNE	199 MELBOURNE DR CLARKSVILLE TN 37043 931 551 6687	110 LIFES GOOD WAY CLARKSVILLE TN 37040 931 368 9709 ext 2
34. MORGAN OVERTON	1024 SUMMER LANE PLEASANT VIEW TN 37146 615 476 1271	324 ACADEMY AVE CLARKSVILLE TN 37040 931 809 0207
35. JACQUELINE R PERRY	1241 HUTCHESON LANE CLARKSVILLE TN 37040 931-980-9910	1040 SMOKESTACK DRIVE CLARKSVILLE TN 37040 931-552-0200
36. SUSAN ANN PETERSON	3304 HWY 13 CUMBERLAND FURNACE TN 37051 901 568 9428	120 COMMERCE ST CLARKSVILLE TN 37040 931 648 0611
37. ERRIN J SHOWALTER	2220 KINNEYS RD CEDAR HILL TN 37032 931-241-2295	130 FRANKLIN ST CLARKSVILLE TN 37040 931 572 1134
38. WESLEY SUMNER	1994 CRAIGMONT DR CLARKSVILLE TN 37043 931-801-1711	400 FRANKLIN ST CLARKSVILLE TN 37043 9316487139



MONTGOMERY COUNTY CLERK  
TERESA COTTRELL COUNTY CLERK  
350 PAGEANT LANE SUITE 502  
CLARKSVILLE TN 37040  
Telephone 931-648-5711  
Fax 931-572-1104

Notaries to be elected December 12, 2022

<b>NAME</b>	<b>HOME ADDRESS AND PHONE</b>	<b>BUSINESS ADDRESS AND PHONE</b>
39. CORNELIA THOMPSON	604 GLENSTONE SPRINGS DRIVE CLARKSVILLE TN 37043 931 494 8272 1111 WILL WAY CLARKSVILLE TN 37043 931-401-8795	1820 12TH AVE SOUTH NASHVILLE TN 37203 6158913670
40. ARLENE TIMOTHEE	3292 TROUGH SPRINGS RD CLARKSVILLE TN 37043 931 206 6299	NASHVILLE TN 37201
41. JANET C TOWE	627 ANTIOCH RD CLARKSVILLE TN 37040 931 494 7729	301 MAIN STREET CLARKSVILLE TN 37040 931 647 3377
42. KIMBERLY G TURNER	2195 WEST ALLEN GRIFFEY RD APT CLARKSVILLE TN 37042 931-278-1414	130 FRANKLIN ST CLARKSVILLE TN 37040 931 572 1134
43. DANIEL W WARD III	790 BANISTER DR CLARKSVILLE TN 37042 931 302 1444	1 PUBLIC SQUARE CLARKSVILLE TN 37040 931 648 4604
44. LORETTA WILLIAMS		

## **NOMINATING COMMITTEE NOMINATIONS**

December 12, 2022

### **HIGHWAY COMMISSION LIAISON COMMITTEE**

Commissioner Michael Lankford nominated to replace Commissioner Joe Smith for a one-year term with term to expire September 2023. To be selected from Districts 2, 6, 7, 11, or 15 which contain rural areas.

Commissioner David Harper nominated to replace Commissioner Rickey Ray for a one-year term with term to expire September 2023. To be selected from Districts 2, 6, 7, 11, or 15 which contain rural areas.

### **INDUSTRIAL DEVELOPMENT BOARD**

Suzanne Langford nominated to replace the unexpired term of Khandra Smalley, with term to expire June 2023.

### **HEALTH, EDUCATIONAL AND HOUSING FACILITY BOARD**

Suzanne Langford nominated to replace the unexpired term of Khandra Smalley, with term to expire June 30, 2023.

**COUNTY MAYOR NOMINATIONS**

December 12, 2022

**PUBLIC BUILDING AUTHORITY**

Jim Amos is nominated for a six-year term to expire December 2028.

Lucy Goad is nominated for a six-year term to expire December 2028.

Sammy Stuard is nominated for a six-year term to expire December 2028.

**REGIONAL PLANNING COMMISSION**

Eric Huneycutt is nominated to replace Bryce Powers, for a four-year term with term to expire January 2027.

\*\*\*\*\*

**COUNTY MAYOR APPOINTMENTS**

December 12, 2022

**PUBLIC RECORDS COMMISSION**

Jim Long is appointed to fill the unexpired term of Gail Longton, with term to expire April 2026.

**MONTGOMERY COUNTY FAIR COMMITTEE**

Commissioner Ryan Gallant is appointed to fill the unexpired term of Khandra Smalley, with term to expire August 2024.

On Motion to Adopt by Commissioner Ray, seconded by Commissioner J. Smith, the foregoing

Consent Agenda items were Adopted and Approved by the following roll call vote:

District	Commissioner	Vote	District	Commissioner	Vote	District	Commissioner	Vote
1	John Gannon	Y	8	Tangi Smith	Y	15	David Harper	Y
2	Jason Knight	Y	9	Jorge Padro	---	16	Lisa Prichard	Y
3	Joe Smith	Y	10	Jeremiah Walker	Y	17	Chris Rasnic	Y
4	Rickey Ray	Y	11	Joe Creek	Y	18	Ryan Gallant	Y
5	Rashidah Leverett	Y	12	Carmelle Chandler	Y	19	Billy Frye	Y
6	Michael Lankford	Y	13	Walker Woodruff	Y	20	Autumn Simmons	Y
7	Nathan Burkholder	Y	14	Joshua Beal	Y	21	David Shelton	Y

Yeses – 20 Noes – 0 Abstentions – 0

ABSENT: Jorge Padro

**RESOLUTION OF THE COUNTY COMMISSION OF THE COUNTY OF MONTGOMERY, TENNESSEE, AUTHORIZING THE EXECUTION OF A RESTATED INTERGOVERNMENTAL AGREEMENT RELATING TO A PUBLIC PARKING FACILITY**

**WHEREAS**, The Industrial Development Board of the County of Montgomery (the “Board”) is authorized under the provisions of Chapter 53, Title 7, of Tennessee Code Annotated, as amended, to, among other things, acquire, construct, equip, own and lease off-street parking facilities; and

**WHEREAS**, Montgomery County, Tennessee (the “County”) is authorized pursuant to Chapter 21, Title 9, of Tennessee Code Annotated, as amended, to incur debt to finance the construction and equipping of parking facilities and to make grants and loans to the Board for such purpose;

**WHEREAS**, the Board and the Couse desire to cause the construction and equipping of an off-street parking facility (the “Parking Facility”) in the County that will be available to the public and will promote the economic development of downtown Clarksville, Tennessee and the County as a whole; and

**WHEREAS**, the State of Tennessee (the “State”) has appropriated Fourteen Million Dollars (\$14,000,000) to the County to assist with the construction of the Parking Facility (the “State Grant”); and

**WHEREAS**, the County, the Board and the Clarksville-Montgomery County Area Economic Development Council (the “EDC”) have previously authorized the execution of an Intergovernmental Agreement (the “Prior Agreement”) relative to the distribution of the State Grant and the undertaking of the development of the Parking Facility; and

**WHEREAS**, the Prior Agreement contemplated that the Board would utilize the services of a private developer to cause the construction of the Parking Facility and that the Board would borrow the funds necessary to pay the excess of the cost of the Parking Facility over the State Grant; and

**WHEREAS**, based upon ongoing discussions among representatives of the County, the Board and the proposed private developer of the Parking Facility and due to the increased projected cost of the Parking Facility, it became apparent that the most cost efficient approach to provide for the financing and development of the Parking Facility was for the Board to directly contract for the design and construction of the Parking Facility, with the assistance of the EDC, and for the County to borrow any additional funds that may be required to pay the cost of the Parking Facility to the extent such cost exceeds (i) the amount of the State Grant and (ii) the amount of any funds that the Board can borrow at a cost less than the borrowing cost of the County; and

**WHEREAS**, the private developer that was proposed to cause the development of the Parking Facility has indicated its willingness to assign all agreements that the private developer has entered into relating to the design and construction of the Parking Facility to the Board provided that the private developer be reimbursed for its expenses incurred under such agreements; and

**WHEREAS**, the County, the Board and EDC desire to amend the Prior Agreement to be consistent with the foregoing changes to the approach to the development of the Parking Facility, and the form of a proposed Restated Intergovernmental Agreement (the "Restated Intergovernmental Agreement") among the County, the Board and EDC has been presented to the County Commission of the County (the "County Commission") to accomplish the foregoing.

**NOW, THEREFORE, BE IT RESOLVED** by the County Commission of the County of Montgomery, Tennessee, as follows:

1. The County Commission hereby approves the general form, content, and provisions of the Restated Intergovernmental Agreement, as presented to this meeting of the County Commission, and the County Mayor is hereby authorized, empowered and directed to execute, acknowledge and deliver said Restated Intergovernmental Agreement, in substantially the form now before this meeting of the County Commission, with such changes that do not materially change the substance of the Restated Intergovernmental Agreement as shall be approved by the County Mayor, his execution thereof to constitute conclusive evidence of his approval of any and all such changes or revisions, in the name, and on behalf, of the County Commission.

2. The County Mayor and all officers and departments and agencies of the County of Montgomery, Tennessee, are hereby authorized and directed to take such further actions as are deemed necessary or advisable to carry out the intent and purposes of this Resolution and the Restated Intergovernmental Agreement.

**BE IT FURTHER RESOLVED**, that this Resolution shall take effect immediately upon passage, the public welfare requiring it.

**DULY APPROVED AND ADOPTED**, this 12th day of December 2022.

COUNTY CLERK  
SEAL  
MONTGOMERY COUNTY, TN  
Attested Sherron Cottrell  
County Clerk

Sponsor [Signature]

Commissioner [Signature]

Approved [Signature]  
County Mayor

## RESTATED INTERGOVERNMENTAL AGREEMENT

This Restated Intergovernmental Agreement (this “Agreement”) is made and entered into as of the \_\_ day of \_\_\_\_\_, 2022, by and among The Industrial Development Board of the County of Montgomery (the “IDB”), the Clarksville-Montgomery County Area Economic Development Council (the “EDC”), and Montgomery County, Tennessee (the “County”).

### WITNESSETH

WHEREAS, the IDB, the EDC and the County are vitally interested in promoting economic development within the boundaries of the County, and the IDB and the County are each a public agency of the State within the meaning of Chapter 9, Title 12 of the Tennessee Code Annotated (the “Interlocal Cooperation Act”);

WHEREAS, pursuant to Chapter 7, Title 53 of the Tennessee Code Annotated (the “IDB Act”), the County has created the IDB for the purpose of exercising all powers granted to an industrial development board by the IDB Act;

WHEREAS, the State of Tennessee has granted Fourteen Million Dollars (\$14,000,000) to the County (the “Grant”) to assist with the construction of a public parking garage within the County (the “Parking Facility”);

WHEREAS, in order to cause the commencement of the development of the Parking Facility, the parties desire to enter into this Agreement in order to establish their mutual commitment to develop the most cost efficient plan for the financing and development of the Parking Facility to ensure that the Parking Facility is constructed in a manner consistent with the County’s needs for additional public parking and in order to support the continued development of downtown Clarksville;

WHEREAS, pursuant to the Interlocal Cooperation Act, the County and the IDB are authorized to make agreements for joint or cooperative action that includes any power, privilege or authority exercised or that may be exercised by each of the agencies that are a party to the agreement, and the EDC is authorized to assist the County and the IDB in promoting the economic development of the County; and

WHEREAS, it is deemed necessary and desirable by the County and the IDB that the parties enter into an agreement as authorized by the Interlocal Cooperation Act for the purpose of establishing the rights and obligations of the parties hereunder regarding the development of a plan to provide for the financing and development of the Parking Facility and for the application of the proceeds of the Grant.

NOW, THEREFORE, for and in consideration of the premises and the mutual covenants contained herein, and other good and valuable consideration, the receipt and sufficiency of all of which is hereby acknowledged, the Parties agree as follows:

1. Purpose. The purpose of this Agreement is to establish the terms upon which the IDB, the County and the EDC will cooperate in order to develop the most cost efficient plan to

finance and development the Parking Facility to support the economic development in the County and to assure compliance with the terms of the Grant and applicable law in connection with the application of the Grant funds.

2. Duration. This Agreement shall terminate upon the execution of an agreement pursuant to which the Grant funds are either contributed or loaned by the County to the IDB to provide for the development of the Parking Facility and upon completion of the mutual obligations of the parties pursuant to this Agreement.

3. Development of Financing and Construction Plan. The County, the IDB and the EDC agree to cooperate in developing the most cost efficient plan for the financing and the development of the Parking Facility and will instruct their officers and staff to collaborate in developing such plan. In furtherance of the foregoing, the parties will evaluate whether, and to what extent, the IDB can borrow funds at a lower interest cost than the County to pay a portion of the cost of the Parking Facility. The County agrees to consider the incurrence of debt to pay for a portion of the cost of the Parking Facility if the County can incur such debt at a cost less than any other identifiable financing source, but the parties acknowledge that such debt can only be incurred if subsequently approved by the County Commission of the County. As part of any financing plan, the parties agree to determine the best method to provide for the application of the Grant funds to assist with the financing of the Parking Facility consistent with the Grant agreement and appropriation resolution relating to the Grant. The IDB, with the technical assistance of the EDC, agrees to determine the preferred method for the construction of the Parking Facility, which the parties anticipate will include the utilization of the design and construction firms that have previously been identified by the private developer that had proposed to undertake the development of Parking Facility.

4. Authorize the Assumption of Agreements. The parties acknowledge that the IDB shall negotiate the assumption of any design agreements and related agreements previously entered into by the private developer that had proposed the development of the Parking Facility, and the IDB is authorized to enter into such assignment and assumption documents as are necessary or appropriate to provide for such assumption, provided, however, if such assumption requires the payment of any amounts to reimburse the private developer that are not otherwise available to the IDB, such assumption shall be contingent upon the IDB receiving funds from the financing described above to pay such amounts.

5. Interlocal Cooperation Provisions. For purposes of the Interlocal Cooperation Act, the parties agree that (i) no separate legal entity shall be established to conduct the cooperative undertaking being undertaken pursuant to this Agreement other than the parties to this Agreement; (ii) no real or personal property is expected to be acquired in connection with the cooperative undertaking being undertaken pursuant to this Agreement except for the Parking Facility; (iii) the EDC shall be and is hereby designated as the administrator to oversee the performance of the provisions of this Agreement on behalf of the County and the IDB; and (iv) the EDC shall maintain a budget for the undertaking of the development of the Parking Facility.

6. Miscellaneous. This Agreement shall inure to the benefit of the parties hereto, their respective successors and assigns. This Agreement may be executed in several counterparts, each of which shall be an original, and all of which shall constitute but one and the same instrument.



Any amendment to any provision of this Agreement shall not be effective unless approved by the IDB and the County. To the extent the parties have previously approved or executed a prior Intergovernmental Agreement with respect to any of the matters described herein or the Parking Facility, the parties agree that such approval is repealed and that such prior Intergovernmental Agreement is terminated.

[Signatures on Following Page]

IN WITNESS WHEREOF, the parties hereto have caused this Agreement to be executed by their duly authorized officers as of the day and year first above written.

IDB

The Industrial Development Board of the  
County of Montgomery

By: \_\_\_\_\_  
Name: \_\_\_\_\_  
Title: \_\_\_\_\_

EDC

The Clarksville-Montgomery County Area  
Economic Development Council

By: \_\_\_\_\_  
Name: \_\_\_\_\_  
Title: \_\_\_\_\_

COUNTY

Montgomery County, Tennessee

By: \_\_\_\_\_  
Name: \_\_\_\_\_  
Title: \_\_\_\_\_

33487801.6

22-12-8

Motion by Commissioner Shelton, seconded by Commissioner Prichard.

On Motion by Commissioner Burkholder, seconded by Commissioner Lankford, to defer to the January 9, 2023 Formal Meeting. The foregoing Motion to Defer Failed by the following roll call vote:

District	Commissioner	Vote	District	Commissioner	Vote	District	Commissioner	Vote
1	John Gannon	N	8	Tangi Smith	N	15	David Harper	N
2	Jason Knight	N	9	Jorge Padro	---	16	Lisa Prichard	N
3	Joe Smith	N	10	Jeremiah Walker	N	17	Chris Rasnic	N
4	Rickey Ray	N	11	Joe Creek	N	18	Ryan Gallant	N
5	Rashidah Leverett	N	12	Carmelle Chandler	N	19	Billy Frye	N
6	Michael Lankford	N	13	Walker Woodruff	N	20	Autumn Simmons	N
7	Nathan Burkholder	Y	14	Joshua Beal	N	21	David Shelton	N

Yeses – 1 Noes – 19 Abstentions – 0

ABSENT: Jorge Padro

On Motion by Commissioner Gannon, seconded by Commissioner Harper, to Amend item #3 of the Restated Intergovernmental Agreement, to read as follows:

3. Development of Financing and Construction Plan. The County, the IDB and the EDC agree to cooperate in developing the most cost efficient plan for the financing and the development of the Parking Facility and will instruct their officers and staff to collaborate in developing such plan. In furtherance of the foregoing, the parties will evaluate whether, and to what extent, the IDB can borrow funds at a lower interest cost than the County to pay a portion of the cost of the Parking Facility. The County agrees to consider the incurrence of debt to pay for a portion of the cost of the Parking Facility if the County can incur such debt at a cost less than any other identifiable financing source, but the parties acknowledge that such debt can only be incurred if subsequently approved by the County Commission of the County. As part of any financing plan, the parties agree to determine the best method to provide for the application of the Grant funds to assist with the financing of the Parking Facility consistent with the Grant agreement and appropriation resolution relating to the Grant. *Without limiting the foregoing, and in order to accelerate the process for the design and construction of the Parking Facility, the County is authorized to contribute or loan, pursuant to Tenn. Code Ann. § 6-54-118, the proceeds of the Grant funds to the IDB, in one or more installments, to be used consistent with the appropriation resolution relating to the Grant in order to provide for the payment of costs relating to the design of the Parking Facility and procuring materials therefor, and the County Mayor is authorized to*

*execute one or more grant or loan agreements with the IDB to provide for such contribution or loan.* The IDB, with the technical assistance of the EDC, agrees to determine the preferred method for the construction of the Parking Facility, which the parties anticipate will include the utilization of the design and construction firms that have previously been identified by the private developer that had proposed to undertake the development of Parking Facility.

The foregoing Amendment was Adopted by the following roll call vote:

District	Commissioner	Vote	District	Commissioner	Vote	District	Commissioner	Vote
1	John Gannon	Y	8	Tangi Smith	Y	15	David Harper	Y
2	Jason Knight	Y	9	Jorge Padro	---	16	Lisa Prichard	Y
3	Joe Smith	Y	10	Jeremiah Walker	Y	17	Chris Rasnic	Y
4	Rickey Ray	Y	11	Joe Creek	Y	18	Ryan Gallant	Y
5	Rashidah Leverett	Y	12	Carmelle Chandler	Y	19	Billy Frye	Y
6	Michael Lankford	Y	13	Walker Woodruff	Y	20	Autumn Simmons	Y
7	Nathan Burkholder	N	14	Joshua Beal	Y	21	David Shelton	Y

Yeses.— 19 Noes — 1 Abstentions — 0

ABSENT: Jorge Padro

The foregoing Resolution was Adopted, As Amended, by the following roll call vote:

District	Commissioner	Vote	District	Commissioner	Vote	District	Commissioner	Vote
1	John Gannon	Y	8	Tangi Smith	Y	15	David Harper	Y
2	Jason Knight	Y	9	Jorge Padro	---	16	Lisa Prichard	Y
3	Joe Smith	Y	10	Jeremiah Walker	Y	17	Chris Rasnic	Y
4	Rickey Ray	Y	11	Joe Creek	Y	18	Ryan Gallant	Y
5	Rashidah Leverett	Y	12	Carmelle Chandler	Y	19	Billy Frye	N
6	Michael Lankford	Y	13	Walker Woodruff	Y	20	Autumn Simmons	Y
7	Nathan Burkholder	N	14	Joshua Beal	Y	21	David Shelton	Y

Yeses — 18 Noes — 2 Abstentions — 0

ABSENT: Jorge Padro

**INITIAL RESOLUTION AUTHORIZING THE ISSUANCE OF NOT TO EXCEED FOURTEEN MILLION DOLLARS (\$14,000,000) GENERAL OBLIGATION BONDS OF MONTGOMERY COUNTY, TENNESSEE**

**BE IT RESOLVED** by the Board of County Commissioners (the "Board") of Montgomery County, Tennessee (the "County") that for the purpose of providing funds to (a) finance, in whole or in part, the (i) construction, design, site development, improvement and equipping of a public parking garage and related public improvements that will be owned by the County or the Industrial Development Board of the County of Montgomery; (ii) acquisition of all property, real and personal related to such projects; (iii) payment of legal, fiscal, administrative, architectural and engineering costs incident to any or all of the foregoing; and (iv) reimbursement to the appropriate fund of the County for any prior expenditures for the foregoing costs; and (b) pay costs incident to the issuance and sale of such bonds, there shall be issued bonds, in one or more emissions, of said County in the aggregate principal amount of not to exceed \$14,000,000, which shall bear interest at a rate or rates not to exceed the maximum rate permitted under Tennessee law, and which shall be payable from unlimited ad valorem taxes to be levied on all taxable property within the County. The bonds may also be payable from, but not secured by, any net revenues received by the County from the operation of the projects being financed.

**BE IT FURTHER RESOLVED** by the Board that the County Clerk of the County be, and is, hereby directed and instructed to cause the foregoing initial resolution relative to the issuance of not to exceed \$14,000,000 general obligation bonds to be published in full in a newspaper having a general circulation in the County, for one issue of said paper followed by the statutory notice, to-wit:

**NOTICE**

The foregoing resolution has been adopted. Unless within twenty (20) days from the date of publication hereof a petition signed by at least ten percent (10%) of the registered voters of the County shall have been filed with the County Clerk of the County protesting the issuance of the bonds, such bonds will be issued as proposed.

Teresa Cottrell, County Clerk

Duly passed and approved this 12<sup>th</sup> day of December 2022.



Sponsor [Signature]

Commissioner [Signature]

Approved [Signature]  
County Mayor

Attested [Signature]  
County Clerk

STATE OF TENNESSEE )

COUNTY OF MONTGOMERY )

I, Teresa Cottrell, certify that I am the duly qualified and acting County Clerk of Montgomery County, Tennessee, and as such official I further certify that attached hereto is a copy of excerpts from the minutes of a regular meeting of the governing body of the County held on December 12, 2022; that these minutes were promptly and fully recorded and are open to public inspection; that I have compared said copy with the original minute record of said meeting in my official custody; and that said copy is a true, correct and complete transcript from said original minute record insofar as said original record relates to not to exceed \$14,000,000 general obligation bonds of said County.

WITNESS my official signature and seal of said County on this the \_\_ day of December 2022.

---

County Clerk

(SEAL)

34560505.1

22-12-9

On Motion to Adopt by Commissioner Gannon, seconded by Commissioner Walker, the foregoing Resolution was Adopted by the following roll call vote:

District	Commissioner	Vote	District	Commissioner	Vote	District	Commissioner	Vote
1	John Gannon	Y	8	Tangi Smith	Y	15	David Harper	Y
2	Jason Knight	Y	9	Jorge Padro	---	16	Lisa Prichard	Y
3	Joe Smith	Y	10	Jeremiah Walker	Y	17	Chris Rasnic	Y
4	Rickey Ray	Y	11	Joe Creek	Y	18	Ryan Gallant	Y
5	Rashidah Leverett	Y	12	Carmelle Chandler	Y	19	Billy Frye	N
6	Michael Lankford	Y	13	Walker Woodruff	Y	20	Autumn Simmons	Y
7	Nathan Burkholder	N	14	Joshua Beal	Y	21	David Shelton	Y

Yeses – 18 Noes – 2 Abstentions – 0

ABSENT: Jorge Padro



**MONTGOMERY  
COUNTY**  
TENNESSEE

*Montgomery County Government*

*Building and Codes Department*

350 Pageant Lane Suite 309  
Clarksville, TN 37040

Phone  
931-648-5718

Fax  
931-553-5121

**Memorandum**

**TO:** Wes Golden, County Mayor  
**FROM:** Rod Streeter, Building Commissioner *RS*  
**DATE:** December 1, 2022  
**SUBJ:** November 2022 ADEQUATE FACILITIES TAX REPORT

The total number of receipts issued in November 2022 is as follows: City 118 and County 65 for a total of 183.

There were 51 receipts issued on single-family dwellings, 18 receipts issued on multi-family dwellings with a total of 128 units, 0 receipts issued on condominiums with a total of 0 units, 0 receipts issued on townhouses. There was 1 exemption receipt issued.

The total taxes received for November 2022 was \$91,000.00

The total refunds issued for November 2022 was \$0.00.

Total Adequate Facilities Tax Revenue for November 2022 was \$91,000.00

**FISCAL YEAR 2022/2023 TOTALS TO DATE:**

TOTAL NUMBER OF Adequate Facilities Tax Receipts Issued:	City: 1407
	County: 262
	Total: 1669
TOTAL REFUNDS:	\$1,000.00
TOTAL TAXES RECEIVED:	\$900,500.00



<u>NUMBER OF LOTS AND DWELLINGS ISSUED</u>	<u>CITY</u>	<u>COUNTY</u>	<u>TOTAL</u>
LOTS 5 ACRES OR MORE:	0	30	30
SINGLE-FAMILY DWELLINGS:	221	166	387
MULTI-FAMILY DWELLINGS (151 Receipts):	1055	57	1112
CONDOMINIUMS: (44 Receipts)	44	0	44
TOWNHOUSES:	92	0	92
EXEMPTIONS: (4 Receipts)	1	3	4
REFUNDS ISSUED: (1 Receipt)	(0)	(1)	(1)

RS/bf

cc: Wes Golden, County Mayor  
 Jeff Taylor, Accounts and Budgets  
 Teresa Cottrell, County Clerk



**MONTGOMERY  
COUNTY**  
TENNESSEE

*Montgomery County Government*

*Building and Codes Department*


350 Pageant Lane Suite 309  
Clarksville, TN 37040

Phone  
931-648-5718

Fax  
931-553-5121

**Memorandum**

**TO:** Wes Golden, County Mayor

**FROM:** Rod Streeter, Building Commissioner 

**DATE:** December 1, 2022

**SUBJ:** November 2022 PERMIT REVENUE REPORT

---

The number of permits issued in November 2022 is as follows: Building Permits 94, Grading Permits 1, Mechanical Permits 25, and Plumbing Permits 28 for a total of 148 permits.

The total cost of construction was \$34,601,918.00. The revenue is as follows: Building Permits \$98,689.70, Grading Permits \$310.00, Plumbing Permits \$2,800.00, Mechanical Permits: \$2,350.00 Plans Review \$570.00, BZA \$250.00, Re-Inspections \$450.00, Pre-Inspection \$0.00, Safety Inspection \$0.00, and Miscellaneous Fees \$0.00 the total revenue received in November 2022 was \$105,419.70.

**FISCAL YEAR 2022/2023 TOTALS TO DATE:**


NUMBER OF SINGLE FAMILY PERMITS:	160
COST OF CONSTRUCTION:	\$237,840,024.00
NUMBER OF BUILDING PERMITS:	520
NUMBER OF PLUMBING PERMITS:	142
NUMBER OF MECHANICAL PERMITS:	266
NUMBER OF GRADING PERMITS:	2
BUILDING PERMITS REVENUE:	\$1,350,575.60
PLUMBING PERMIT REVENUE:	\$16,900.00
MECHANICAL PERMIT REVENUE:	\$26,800.00
GRADING PERMIT REVENUE:	\$1,095.00
RENEWAL FEES:	\$800.00
PLANS REVIEW FEES:	\$140,093.75
BZA FEES:	\$1,500.00
RE-INSPECTION FEES:	\$2,700.00
PRE-INSPECTION FEES:	\$0.00
SAFETY INSPECTION FEES:	\$0.00
MISCELLANEOUS FEES:	\$0.00
MISC REFUNDS	\$2,073.75
SWBA	\$0.00
TOTAL REVENUE:	\$1,541,738.10

RS/bf

cc: Wes Golden, County Mayor  
Jeff Taylor, Accounts and Budgets  
Teresa Cottrell, County Clerk

# cmcss

The Defining Difference



## Quarterly Construction Report

November 2022



# Kirkwood High School

New Construction


Resolution Number : 22-1-1  
Resolution Date: 1/10/2022  
Project Number: C165  
Active Project as of: 2/2/2022  
Designer: Lyle-Cook-Martin  
Contractor: R. G. Anderson  
Scheduled Completion Date: 6/30/2023

Construction Percent Complete: 50.63%  
Substantial Completion Date:  
Total Project Budget Amount: ~~\$84,102,000.00~~  
\* \$83,319,471.00  
Paid to Date: \$25,524,400.90

*\*Change order for -\$1,165,000.00 was processed for change in technology equipment, special inspections, library furniture, & way-finding signage.*

## Progress:


- Contractor progress at the start of December 2022 is over 50%
- Concrete footers 80% complete
- Interior block walls 70% complete
- Roofing on 40% of Main Building
- Exterior brick is 70% complete
- Dugout concrete slabs have been poured and





**Northwest High New Baseball Dugouts & Softball Concession Stand**

Description: Replacement of both Baseball Dugouts and Construction of a new Softball Concession Stand  
Contractor Triple S. Contracting  
Project Amount: \$217,680.00  
Status: Completed





General Purpose (LED Lighting Savings Program)


### **Burt Elementary Back Parking Lot Repaving**

Description: Construction of New Parking Area consisting of Fifteen Parking Spaces located in rear of Burt Elementary requiring dirt work, fence replacement, and concrete slab for Dumpster

Contractor: Sessions Paving

Project Amount: \$36,922.60

Status: Completed



General Purpose (LED Lighting Savings Program)


### **Sango Elementary Delineators**

Description: Installation of Five Hundred (500) Traffic Delineators Pedestrian Path at Sango Elementary

Contractor: Triple S. Contracting

Project Amount: \$24,000.00

Status: Completed





General Purpose (LED Lighting Savings Program)


### Kenwood Elementary New Gate

Description: Installation of new Walkthrough Gate for the Comprehensive Development Classroom outdoor courtyard entrance located at Kenwood Elementary

Contractor: Clarksville Fencing

Project Amount: \$1,250.00

Status: Completed



General Purpose (LED Lighting Savings Program)


### Liberty Dispatch New Gutters

Description: Replaced Gutters at Liberty Dispatch due to damage

Contractor: Harrison Seamless Guttering

Project Amount: \$1,250.00

Status: Completed





**Liberty Dispatch Building Repainted**

Description: Repainted Liberty Dispatch building after installation of new Gutter System

Contractor: Lou Bassett Painting

Project Amount: \$2,000.00

Status: Completed





## **Quarterly Financial Report for September 30, 2022**

The quarterly financial report presented tonight is for the period ending September 30, 2022. The report consists of three statements for each of the six school system budgets (funds) appropriated by the County Commission. Those funds are: General Purpose School, Federal Projects, Child Nutrition, Transportation, Extended Schools and Capital Projects.

The first statement is a balance sheet which is a picture of the financial condition of that particular fund at a point in time. The asset section represents the resources available to the district for payment of its obligations, much like your personal or business checking account along with any amounts due from others. The liabilities section reflects current amounts due to others. The equity section contains amounts held for future obligations to include fund balance and certain required reserves.

The second statement is a cash reconciliation which is basically comparing our cash balance to that of the County Trustee. This is similar to reconciling your check book to your bank statement.

The third statement for each fund is a report of all revenues and expenditures by category. This report reflects the approved budget amount as amended, amounts received or spent year to date (including encumbrance for purchase orders issued but not paid), and the amount under/over collected for revenues or the amount over/under spent for expenditures.

**General Purpose School Fund  
Balance Sheet  
For the Period Ending  
September 30, 2022**

**Assets:**

Petty Cash	100.00	
Cash in Bank	21,155.27	
Cash on Deposit w/Trustee	76,658,367.96	
Cash with Paying Agent	90,634.51	
Accounts Receivable	940,307.36	
Due From Other Governments	180,106.02	
Due From Other Funds	982,886.11	
Due From Primary Governments	0.00	
Advances to Other Funds	0.00	
Other Restricted Asset	5,001,930.98	
Property Taxes Receivable	28,762,031.53	
Less Allowance for Uncollected Property Taxes	(715,493.15)	
Stores Warehouse	154,742.31	
<b>Total Assets</b>	<u>112,076,768.90</u>	

Estimated Revenues	333,547,231.00	
Less Revenues Rec'd to Date	<u>(58,528,052.90)</u>	
Estimated Revenues not Received		<u>275,019,178.10</u>
<b>Total Debits</b>		<u><u>387,095,947.00</u></u>

**General Purpose School Fund  
Balance Sheet  
For the Period Ending  
September 30, 2022**

Liabilities and Equity

Liabilities:

Accounts Payable	46,222.53	
Accrued Payroll	-	
Sales Tax Payable	-	
Payroll Deductions	(68,725.78)	
Due to Other Funds	577.23	
Due to Primary Governments	-	
Deferred Revenue	28,198,343.88	
	<hr/>	

Total Liabilities 28,176,417.86

Equity:

Appropriations (Budgetary Accounts)		
From Estimated Revenues	333,547,231.00	
From Fund Balance	12,896,468.00	
Total Appropriations		346,443,699.00
Less Expenditures	(44,370,531.44)	
Less Encumbrances	(4,657,117.15)	
Total Expenditures & Encumbrances	<hr/>	<hr/> (49,027,648.59)

Unencumbered Budget Balance 297,416,050.41

Fund Balance & Reserves:

Reserve for Encumbrances - Current Year	4,657,117.15	
Reserve for Encumbrances - Prior Year	1,630,824.19	
Nonspendable - Inventory	178,388.10	
Nonspendable - Prepaid Items	-	
Restricted - Educ Coord Schl Hea	-	
Restricted for Instruction - Career Ladder	(1,645.60)	
Restricted - Hybrid Ret Stabil	5,001,930.98	
Committed for Oper. Non-Inst. Serv. - P & L Ins.	781,000.00	
Committed for Oper. Non-Inst. Serv. - OJI	702,218.00	
Assigned for Education	12,896,468.00	
Assigned for Education - Technology	6,419,971.00	
Assigned for Education - Bus Replacement	1,609,500.00	
Assigned for Education - Educ Esser	2,000,000.00	

Undesignated Fund Balance 6/30/22	38,524,174.91	
Less Appropriations	(12,896,468.00)	
Plus Adjustments	-	
Estimated Undesignated Fund Balance 6/30/23	<hr/>	<hr/> 25,627,706.91

Total Fund Balance & Reserves 

---

61,503,478.73

Total Credits 

---

---

387,095,947.00

**General Purpose School Fund  
Cash Reconciliation  
September 30, 2022**

Cash on Deposit with Trustee	74,064,749.90	
Plus Receipts for Month	<u>28,694,640.77</u>	
Total Available Funds		102,759,390.67
Less Cash Disbursements:		
ACH Payments	(946,569.55)	
Warrants Issued	(6,626,051.02)	
Wire Transfers	(18,463,564.84)	
Trustee's Commission	<u>(77,732.87)</u>	
Total Cash Disbursements		(26,113,918.28)
Plus Voided Checks		<u>12,895.57</u>
Book Balance		76,658,367.96
Plus Outstanding Warrants		993,837.45
Less Adjustments Between Funds		0.00
Plus Adjustments by Trustee		0.00
Plus Wire Transfers In-Transit		
Less Deposits In-Transit		<u>(331.08)</u>
<b>Trustee's Report Balance</b>		<b><u><u>77,651,874.33</u></u></b>

# CLARKSVILLE-MONTGOMERY CO. SCHOOL SYSTEM



## YTD BUDGET REPORT 09/30/2022 REVENUE

FOR 2022-23  
 ACCOUNTS FOR THE GENERAL PURPOSE SCHOOL  
 ORIGINAL ESTIM. REV. ESTIM. REV. UNREVISED ESTIM. REV. ACTUAL YTD. REVENUE REMAINING REVENUE

**00000 NON-CHARGE**

40110	CURR PROP TAX								
	28,002,813.00	0.00	28,002,813.00	5,369.04		27,997,443.96		.0%	
40120	TRUSTEE'S COLLECTIONS-PRIOR								
	500,000.00	0.00	500,000.00	149,855.82		350,144.18		30.0%	
40125	TRUSTEE'S COLLECTIONS-BANK								
	10,000.00	0.00	10,000.00	5,140.23		4,859.77		51.4%	
40130	CIRCUIT CLERK								
	316,245.00	0.00	316,245.00	57,389.03		258,855.97		18.1%	
40140	INTEREST & PENALTY								
	200,000.00	0.00	200,000.00	39,544.71		160,455.29		19.8%	
40162	PYMTS IN LIEU OF TAXES-LOC								
	577,493.00	0.00	577,493.00	0.00		577,493.00		.0%	
40210	LOCAL OPTION SALES TAX								
	78,408,456.00	0.00	78,408,456.00	14,345,493.79		64,062,962.21		18.3%	
40240	WHEEL TAX								
	5,200,000.00	0.00	5,200,000.00	1,487,189.68		3,712,810.32		28.6%	
40270	BUSINESS TAX								
	800,000.00	0.00	800,000.00	70,376.86		729,623.14		8.8%	
40275	MIXED DRINK TAX								
	400,000.00	0.00	400,000.00	174,320.32		225,679.68		43.6%	
40320	BANK EXCISE TAX								
	161,000.00	0.00	161,000.00	0.00		161,000.00		.0%	
44110	INTEREST EARNED								
	1,565.00	0.00	1,565.00	437.52		1,127.48		28.0%	
44146	E-RATE FUNDING								
	295,947.00	0.00	295,947.00	18,767.90		277,179.10		6.3%	
44170	MISCELLANEOUS REFUNDS								
	2,000.00	0.00	2,000.00	10,956.70		-8,956.70		547.8%	
44530	SALE OF EQUIPMENT								
	500,000.00	0.00	500,000.00	25,082.49		474,917.51		5.0%	
44560	DAMAGES RECOVERED FROM IND								
	3,435.00	0.00	3,435.00	3,140.49		294.51		91.4%	
44570	CONTRIB & GIFTS								
	26,200.00	0.00	26,200.00	3,349.16		22,850.84		12.8%	
46511	BASIC EDUCATION PROG								
	204,569,567.00	0.00	204,569,567.00	41,419,150.60		163,150,416.40		20.2%	
46515	EARLY CHILDHOOD EDUCATION								
	1,840,910.00	0.00	1,840,910.00	0.00		1,840,910.00		.0%	
46590	OTHER STATE EDUCATION FUND								
	931,000.00	0.00	931,000.00	8,757.59		922,242.41		.9%	

# CLARKSVILLE-MONTGOMERY CO. SCHOOL SYSTEM



## YTD BUDGET REPORT 09/30/2022 REVENUE

REPORT 09/30/2022

ACCOUNTS FOR GENERAL PURPOSES SCHOOL SYSTEM REVENUE  
 ORIGINAL BUDGET REVENUE REVISED BUDGET REVENUE ACTUAL YTD REVENUE REMAINING REVENUE %GROSS

46610 CAREER LADDER PROG						
250,000.00	0.00	250,000.00	0.00	250,000.00	.0%	
46820 INCOME TAX						
175,000.00	0.00	175,000.00	9,801.39	165,198.61	5.6%	
46981 SAFE SCHOOLS						
420,000.00	0.00	420,000.00	0.00	420,000.00	.0%	
47630 PUB LAW 874-MAINT & OPERAT						
1,790,633.00	0.00	1,790,633.00	0.00	1,790,633.00	.0%	
48130 CONTRIBUTIONS						
425,412.00	0.00	425,412.00	83,804.99	341,607.01	19.7%	
48990 OTHER GOV AND CITZ GROUPS						
17,700.00	0.00	17,700.00	0.00	17,700.00	.0%	
49300 CAPITAL LEASE PROCEEDS						
4,918,400.00	0.00	4,918,400.00	0.00	4,918,400.00	.0%	
49700 INSURANCE RECOVERY						
1,000.00	0.00	1,000.00	0.00	1,000.00	.0%	
49800 OPERATING TRANSFERS						
1,000,000.00	0.00	1,000,000.00	103,491.72	896,508.28	10.3%	
TOTAL NON CHARGE						
331,744,776.00	0.00	331,744,776.00	58,021,420.03	273,723,355.97	17.5%	

### 72000 INSTRUCTION

43517 TUITION OTHER - CR RECOVER						
28,000.00	0.00	28,000.00	13,600.00	14,400.00	48.6%	
43990 OTHER CHARGES FOR SERVICES						
5,854.00	0.00	5,854.00	0.00	5,854.00	.0%	
47143 EDUCATION OF THE HANDICAPP						
400,000.00	0.00	400,000.00	0.00	400,000.00	.0%	
TOTAL INSTRUCTION						
433,854.00	0.00	433,854.00	13,600.00	420,254.00	3.1%	

### 73000 SUPPORT SERVICES

43365 ARCHIVES & RECORDS MANAGE.						
7,800.00	0.00	7,800.00	2,774.00	5,026.00	35.6%	
43551 SCHOOL BASED HEALTH PROGRA						
62,900.00	0.00	62,900.00	5,119.91	57,780.09	8.1%	

# CLARKSVILLE-MONTGOMERY CO. SCHOOL SYSTEM



## YTD BUDGET REPORT 09/30/2022 REVENUE

ACCOUNTS FOR GENERAL PURPOSE SCHOOL					
43583 TBI CRIMINAL BACKGROUND FE					
36,300.00	0.00	36,300.00	20,559.07	15,740.93	56.6%
43990 OTHER CHARGES FOR SERVICES					
430,000.00	0.00	430,000.00	373,302.75	56,697.25	86.8%
44120 LEASE/RENTALS					
35,000.00	0.00	35,000.00	13,290.76	21,709.24	38.0%
44145 SALE OF RECYCLED MATERIALS					
0.00	0.00	0.00	1,608.50	-1,608.50	100.0%
44170 MISCELLANEOUS REFUNDS					
50,000.00	0.00	50,000.00	0.00	50,000.00	.0%
44560 DAMAGES RECOVERED FROM IND					
0.00	0.00	0.00	-1,651.17	1,651.17	100.0%
44990 OTHER LOCAL REVENUE					
15,000.00	0.00	15,000.00	9,574.30	5,425.70	63.8%
47640 ROTC REIMBURSEMENT					
700,107.00	0.00	700,107.00	62,454.75	637,652.25	8.9%
48140 ADULT LITERACY					
31,494.00	0.00	31,494.00	0.00	31,494.00	.0%
48990 OTHER GOV AND CITZ GROUPS					
0.00	0.00	0.00	6,000.00	-6,000.00	100.0%
TOTAL SUPPORT SERVICES					
1,368,601.00	0.00	1,368,601.00	493,032.87	875,568.13	36.0%
TOTAL GENERAL PURPOSE SCHOOL					
333,547,231.00	0.00	333,547,231.00	58,528,052.90	275,019,178.10	17.5%

# CLARKSVILLE-MONTGOMERY CO. SCHOOL SYSTEM



## YTD BUDGET REPORT 09/30/2022 EXPENSES

ACCOUNTS FOR 22-23 GENERAL PURPOSE SCHOOL YEAR  
 ORIGINAL AMOUNTS FOR BUDGET YTD EXPENSES YTD ENCUMBRANCES AVAILABLE BUDGET USED

### 71100-REGULAR INSTRUCTION PROGRAM

511600 TEACHERS						
104,743,838.00	0.00	104,743,838.00	8,281,243.98	0.00	96,462,594.02	7.9%
511700 CAREER LADDER PROGRAM						
116,500.00	0.00	116,500.00	8,458.00	0.00	108,042.00	7.3%
512800 HOMEBOUND TEACHERS						
238,057.00	0.00	238,057.00	18,593.33	0.00	219,463.67	7.8%
514000 SALARY SUPPLEMENTS						
753,000.00	0.00	753,000.00	3,115.00	0.00	749,885.00	.4%
516300 EDUCATIONAL ASSISTANTS						
5,098,530.00	0.00	5,098,530.00	575,139.86	0.00	4,523,390.14	11.3%
518900 OTHER SALARIES & WAGES						
75,000.00	0.00	75,000.00	0.00	0.00	75,000.00	.0%
519500 SUBSTITUTE TEACHERS CERTIF						
924,339.00	0.00	924,339.00	34,096.89	0.00	890,242.11	3.7%
519800 SUB TEACHERS NON-CERTIFIED						
908,880.00	0.00	908,880.00	93,143.49	0.00	815,736.51	10.2%
520100 SOCIAL SECURITY						
6,997,206.00	0.00	6,997,206.00	527,493.90	0.00	6,469,712.10	7.5%
520400 STATE RETIREMENT						
9,274,489.00	0.00	9,274,489.00	735,016.87	0.00	8,539,472.13	7.9%
520600 LIFE INSURANCE						
89,781.00	0.00	89,781.00	7,243.53	0.00	82,537.47	8.1%
520700 MEDICAL INSURANCE						
19,120,656.00	0.00	19,120,656.00	1,786,050.27	0.00	17,334,605.73	9.3%
521200 EMPLOYER MEDICARE						
1,636,444.00	0.00	1,636,444.00	123,656.14	0.00	1,512,787.86	7.6%
521700 RETIREMENT-HYBRID STABILIZ						
621,570.00	0.00	621,570.00	54,916.74	0.00	566,653.26	8.8%
533600 MAINT/REPAIR SRVCS- EQUIP						
13,200.00	0.00	13,200.00	8,012.99	0.00	5,187.01	60.7%
535500 TRAVEL						
21,284.00	0.00	21,284.00	549.66	0.00	20,734.34	2.6%
535600 TUITION						
335,000.00	0.00	335,000.00	274,573.63	0.00	60,426.37	82.0%
539900 OTHER CONTRACTED SERVICES						
2,165,995.00	0.00	2,165,995.00	1,826,047.02	150,958.22	188,989.76	91.3%
540600 BASIC SKILLS MATERIALS						
47,576.00	0.00	47,576.00	29,103.20	0.00	18,472.80	61.2%
542900 INSTRUCTIONAL SUPP & MATER						
2,270,060.00	0.00	2,270,060.00	1,017,574.54	19,221.28	1,233,264.18	45.7%



# CLARKSVILLE-MONTGOMERY CO. SCHOOL SYSTEM



## YTD BUDGET REPORT 09/30/2022 EXPENSES

ACCOUNT	FOR	GENERAL PURPOSE SCHOOLS	REVIS	REVISED BUDGET	YTD EXPENSE	PERCENTAGE	AVAIL	BUDGET	PERCENT
543000	TEXTBOOKS - ELECTRONIC								
	1,525,000.00	0.00		1,525,000.00	1,415,788.94		406,725.00	-297,513.94	119.5%
544900	TEXTBOOKS - BOUND								
	2,600,000.00	0.00		2,600,000.00	251,124.94		127,168.77	2,221,706.29	14.5%
553500	FEE WAIVERS								
	313,210.00	0.00		313,210.00	11,111.71		0.00	302,098.29	3.5%
572200	REGULAR INSTRUCTION EQUIPM								
	6,633,100.00	0.00		6,633,100.00	296,034.13		1,023,931.65	5,313,134.22	19.9%
	TOTAL REGULAR INSTRUCTION PROG								
	166,522,715.00	0.00		166,522,715.00	17,378,088.76		1,728,004.92	147,416,621.32	11.5%
<b>71150 ALTERNATIVE INSTRUCTION</b>									
511600	TEACHERS								
	963,177.00	0.00		963,177.00	121,744.10		0.00	841,432.90	12.6%
511700	CAREER LADDER PROGRAM								
	1,000.00	0.00		1,000.00	83.33		0.00	916.67	8.3%
516300	EDUCATIONAL ASSISTANTS								
	61,776.00	0.00		61,776.00	8,555.76		0.00	53,220.24	13.8%
518900	OTHER SALARIES & WAGES								
	25,385.00	0.00		25,385.00	3,238.13		0.00	22,146.87	12.8%
519500	SUBSTITUTE TEACHERS CERTIF								
	1,000.00	0.00		1,000.00	0.00		0.00	1,000.00	.0%
519800	SUB TEACHERS NON-CERTIFIED								
	1,000.00	0.00		1,000.00	0.00		0.00	1,000.00	.0%
520100	SOCIAL SECURITY								
	65,308.00	0.00		65,308.00	7,917.53		0.00	57,390.47	12.1%
520400	STATE RETIREMENT								
	88,185.00	0.00		88,185.00	11,172.94		0.00	77,012.06	12.7%
520600	LIFE INSURANCE								
	799.00	0.00		799.00	75.46		0.00	723.54	9.4%
520700	MEDICAL INSURANCE								
	190,539.00	0.00		190,539.00	19,995.64		0.00	170,543.36	10.5%
521200	EMPLOYER MEDICARE								
	15,274.00	0.00		15,274.00	1,851.67		0.00	13,422.33	12.1%
521700	RETIREMENT-HYBRID STABILIZ								
	6,699.00	0.00		6,699.00	590.38		0.00	6,108.62	8.8%
535100	RENTALS								
	4,600.00	0.00		4,600.00	159.04		795.20	3,645.76	20.7%
542900	INSTRUCTIONAL SUPP & MATER								
	3,000.00	0.00		3,000.00	0.00		0.00	3,000.00	.0%
	TOTAL ALTERNATIVE INSTRUCTION								
	1,427,742.00	0.00		1,427,742.00	175,383.98		795.20	1,251,562.82	12.3%

# CLARKSVILLE-MONTGOMERY CO. SCHOOL SYSTEM



## YTD BUDGET REPORT 09/30/2022 EXPENSES

ACCOUNTS FOR: 141 GENERAL PURPOSE SCHOOL  
 APPROVAL: APPROVED BY: TRANSFER ADMITS: REVISION BUDGET: EXPENSES: ENCUMBRANCES: AVAILABLE BUDGET: ISSUES:

### 71200 SPECIAL EDUCATION PROGRAM

511600 TEACHERS							
18,350,831.00	0.00	18,350,831.00	1,326,290.95	0.00	17,024,540.05	7.2%	
511700 CAREER LADDER PROGRAM							
27,600.00	0.00	27,600.00	1,966.59	0.00	25,633.41	7.1%	
512800 HOMEBOUND TEACHERS							
201,592.00	0.00	201,592.00	16,541.08	0.00	185,050.92	8.2%	
516300 EDUCATIONAL ASSISTANTS							
7,905,978.00	0.00	7,905,978.00	895,833.53	0.00	7,010,144.47	11.3%	
516800 TEMPORARY PERSONNEL							
756,510.00	0.00	756,510.00	33,265.03	0.00	723,244.97	4.4%	
517100 SPEECH THERAPISTS							
2,972,652.00	0.00	2,972,652.00	155,626.23	0.00	2,817,025.77	5.2%	
518700 OVERTIME PAY							
0.00	0.00	0.00	40.62	0.00	-40.62	100.0%	
519500 SUBSTITUTE TEACHERS CERTIF							
167,280.00	0.00	167,280.00	6,606.30	0.00	160,673.70	3.9%	
519800 SUB TEACHERS NON-CERTIFIED							
296,490.00	0.00	296,490.00	22,885.27	0.00	273,604.73	7.7%	
520100 SOCIAL SECURITY							
1,902,095.00	0.00	1,902,095.00	143,561.67	0.00	1,758,533.33	7.5%	
520400 STATE RETIREMENT							
2,566,069.00	0.00	2,566,069.00	208,075.03	0.00	2,357,993.97	8.1%	
520600 LIFE INSURANCE							
28,508.00	0.00	28,508.00	2,103.51	0.00	26,404.49	7.4%	
520700 MEDICAL INSURANCE							
5,637,149.00	0.00	5,637,149.00	463,053.67	0.00	5,174,095.33	8.2%	
521200 EMPLOYER MEDICARE							
444,844.00	0.00	444,844.00	33,732.86	0.00	411,111.14	7.6%	
521700 RETIREMENT-HYBRID STABILIZ							
185,188.00	0.00	185,188.00	18,178.00	0.00	167,010.00	9.8%	
531200 CONTRACTS W/ PRIVATE AGENC							
150,000.00	0.00	150,000.00	5,410.75	362,321.75	-217,732.50	245.2%	
535500 TRAVEL							
12,447.00	0.00	12,447.00	513.69	0.00	11,933.31	4.1%	
539900 OTHER CONTRACTED SERVICES							
450,000.00	0.00	450,000.00	33,489.00	176,352.00	240,159.00	46.6%	
542900 INSTRUCTIONAL SUPP & MATER							
247,196.00	0.00	247,196.00	0.00	0.00	247,196.00	.0%	
552400 IN SERVICE/STAFF DEVELOPME							
10,000.00	0.00	10,000.00	0.00	0.00	10,000.00	.0%	

# CLARKSVILLE-MONTGOMERY CO. SCHOOL SYSTEM



## YTD BUDGET REPORT 09/30/2022 EXPENSES

Report generated: 11/21/2022 17:38

ACCOUNTS FOR THE GENERAL PURPOSES SCHOOL SYSTEM. THIS REPORT IS A SUMMARY OF THE YTD EXPENSES AS OF 09/30/2022. THE BUDGET IS THE ORIGINAL BUDGET AS APPROVED BY THE BOARD OF SUPERVISORS. THE YTD EXPENSES ARE THE ACTUALS THROUGH 09/30/2022. THE PERCENTAGE IS THE YTD EXPENSES AS A PERCENTAGE OF THE BUDGET.

572500 SPECIAL EDUCATION EQUIPMEN	0.00	35,000.00	5,188.00	752.96	29,059.04	17.0%
35,000.00						
TOTAL SPECIAL EDUCATION PROGRA	0.00	42,347,429.00	3,372,361.78	539,426.71	38,435,640.51	9.2%
42,347,429.00						

### 71300 VOCATIONAL EDUCATION PROGRAM

511600 TEACHERS	0.00	4,542,287.00	355,088.56	0.00	4,187,198.44	7.8%
4,542,287.00						
511700 CAREER LADDER PROGRAM	0.00	5,000.00	333.32	0.00	4,666.68	6.7%
5,000.00						
514000 SALARY SUPPLEMENTS	0.00	47,980.00	3,027.45	0.00	44,952.55	6.3%
47,980.00						
518900 OTHER SALARIES & WAGES	0.00	10,281.00	0.00	0.00	10,281.00	.0%
10,281.00						
519500 SUBSTITUTE TEACHERS CERTIF	0.00	42,070.00	1,922.31	0.00	40,147.69	4.6%
42,070.00						
519800 SUB TEACHERS NON-CERTIFIED	0.00	61,105.00	4,936.52	0.00	56,168.48	8.1%
61,105.00						
520100 SOCIAL SECURITY	0.00	291,941.00	21,382.21	0.00	270,558.79	7.3%
291,941.00						
520400 STATE RETIREMENT	0.00	380,516.00	29,662.60	0.00	350,853.40	7.8%
380,516.00						
520600 LIFE INSURANCE	0.00	3,155.00	271.08	0.00	2,883.92	8.6%
3,155.00						
520700 MEDICAL INSURANCE	0.00	736,901.00	67,486.35	0.00	669,414.65	9.2%
736,901.00						
521200 EMPLOYER MEDICARE	0.00	68,277.00	5,008.08	0.00	63,268.92	7.3%
68,277.00						
521700 RETIREMENT-HYBRID STABILIZ	0.00	25,928.00	2,048.56	0.00	23,879.44	7.9%
25,928.00						
533600 MAINT/REPAIR SRVCS- EQUIP	0.00	2,000.00	0.00	0.00	2,000.00	.0%
2,000.00						
535500 TRAVEL	0.00	5,601.00	0.00	0.00	5,601.00	.0%
5,601.00						
535600 TUITION	0.00	1,830.00	0.00	0.00	1,830.00	.0%
1,830.00						
542500 GASOLINE	0.00	750.00	1,500.00	0.00	-750.00	200.0%
750.00						
542900 INSTRUCTIONAL SUPP & MATER	0.00	248,000.00	73,819.67	41,108.27	133,072.06	46.3%
248,000.00						

# CLARKSVILLE-MONTGOMERY CO. SCHOOL SYSTEM

## YTD BUDGET REPORT 09/30/2022 EXPENSES

ACCOUNTS	GENERAL PURPOSE	SCHOOL	REVISIONS	REVISER	BUDGET	YTD EXPENDITURE	ENCUMBRANCES	AVAILABLE BUDGET	PERCENT
544800	T&I CONSTRUCTION MATERIALS								
	415,000.00	0.00	415,000.00		270,000.00	0.00	145,000.00	65.1%	
544900	TEXTBOOKS - BOUND								
	4,200.00	0.00	4,200.00		0.00	0.00	4,200.00	.0%	
550400	INDIRECT COST								
	603.00	0.00	603.00		0.00	0.00	603.00	.0%	
573000	VOCATIONAL INSTRUCTION EQU								
	110,000.00	0.00	110,000.00		5,334.80	3,888.08	100,777.12	8.4%	
TOTAL VOCATIONAL EDUCATION PRO									
	7,003,425.00	0.00	7,003,425.00		841,821.51	44,996.35	6,116,607.14	12.7%	
<b>72100 ATTENDANCE</b>									
510500	SUPERVISOR/DIRECTOR								
	213,139.00	0.00	213,139.00		53,284.50	0.00	159,854.50	25.0%	
511700	CAREER LADDER PROGRAM								
	5,000.00	0.00	5,000.00		1,083.32	0.00	3,916.68	21.7%	
513400	PUPIL PERSONNEL								
	478,683.00	0.00	478,683.00		45,651.66	0.00	433,031.34	9.5%	
516100	SECRETARY(S)								
	31,930.00	0.00	31,930.00		8,648.50	0.00	23,281.50	27.1%	
520100	SOCIAL SECURITY								
	45,183.00	0.00	45,183.00		6,521.84	0.00	38,661.16	14.4%	
520400	STATE RETIREMENT								
	62,966.00	0.00	62,966.00		9,270.25	0.00	53,695.75	14.7%	
520600	LIFE INSURANCE								
	420.00	0.00	420.00		54.96	0.00	365.04	13.1%	
520700	MEDICAL INSURANCE								
	88,965.00	0.00	88,965.00		12,192.50	0.00	76,772.50	13.7%	
521200	EMPLOYER MEDICARE								
	10,568.00	0.00	10,568.00		1,525.26	0.00	9,042.74	14.4%	
521700	RETIREMENT-HYBRID STABILIZ								
	463.00	0.00	463.00		85.60	0.00	377.40	18.5%	
532000	DUES AND MEMBERSHIPS								
	360.00	0.00	360.00		52.44	0.00	307.56	14.6%	
535500	TRAVEL								
	9,957.00	0.00	9,957.00		893.29	0.00	9,063.71	9.0%	
543500	OFFICE SUPPLIES								
	7,500.00	0.00	7,500.00		1,097.63	685.15	5,717.22	23.8%	
549900	OTHER SUPPLIES AND MATERIA								
	5,500.00	0.00	5,500.00		0.00	0.00	5,500.00	.0%	

# CLARKSVILLE-MONTGOMERY CO. SCHOOL SYSTEM



## YTD BUDGET REPORT 09/30/2022 EXPENSES

~~FOR 2025~~  
~~ACCOUNTS FOR GENERAL PURPOSE SCHOOL~~  
~~ORIGINALLY FROM STAFF WITH PREVIOUS BUDGET~~

552400 IN SERVICE/STAFF DEVELOPME	8,200.00	0.00	8,200.00	0.00	0.00	8,200.00	.0%
TOTAL ATTENDANCE	968,834.00	0.00	968,834.00	140,361.75	685.15	827,787.10	14.6%

### 72120 HEALTH SERVICES

510500 SUPERVISOR/DIRECTOR	48,846.00	0.00	48,846.00	6,506.41	0.00	42,339.59	13.3%
513100 MEDICAL PERSONNEL	1,623,798.00	0.00	1,623,798.00	217,165.44	0.00	1,406,632.56	13.4%
516800 TEMPORARY PERSONNEL	164,037.00	0.00	164,037.00	4,721.84	0.00	159,315.16	2.9%
518700 OVERTIME PAY	200.00	0.00	200.00	0.00	0.00	200.00	.0%
520100 SOCIAL SECURITY	113,885.00	0.00	113,885.00	13,582.84	0.00	100,302.16	11.9%
520400 STATE RETIREMENT	171,878.00	0.00	171,878.00	20,621.79	0.00	151,256.21	12.0%
520600 LIFE INSURANCE	1,542.00	0.00	1,542.00	134.75	0.00	1,407.25	8.7%
520700 MEDICAL INSURANCE	352,586.00	0.00	352,586.00	36,062.94	0.00	316,523.06	10.2%
521200 EMPLOYER MEDICARE	26,636.00	0.00	26,636.00	3,176.58	0.00	23,459.42	11.9%
521700 RETIREMENT-HYBRID STABILIZ	11,246.00	0.00	11,246.00	1,969.44	0.00	9,276.56	17.5%
539900 OTHER CONTRACTED SERVICES	1,500.00	0.00	1,500.00	1,365.00	0.00	135.00	91.0%
549900 OTHER SUPPLIES AND MATERIA	33,795.00	0.00	33,795.00	3,030.79	1,825.23	28,938.98	14.4%
559900 OTHER CHARGES	4,743.00	0.00	4,743.00	0.00	0.00	4,743.00	.0%
573500 HEALTH EQUIPMENT	36,943.00	0.00	36,943.00	0.00	0.00	36,943.00	.0%
TOTAL HEALTH SERVICES	2,591,635.00	0.00	2,591,635.00	308,337.82	1,825.23	2,281,471.95	12.0%

### 72130 OTHER STUDENT SUPPORT

# CLARKSVILLE-MONTGOMERY CO. SCHOOL SYSTEM



## YTD BUDGET REPORT 09/30/2022 EXPENSES

ACCOUNTS FOR GENERAL FUND PSYCHOLOGICAL PERSONNEL	RESERVED BUDGET	YTD EXPENDED	ENCUMBRANCES	AVAILABLE BUDGET	% USED
511700 CAREER LADDER PROGRAM 7,000.00	0.00	7,000.00	333.32	6,666.68	4.8%
512300 GUIDANCE PERSONNEL 6,077,768.00	0.00	6,077,768.00	496,160.94	5,581,607.06	8.2%
512400 PSYCHOLOGICAL PERSONNEL 213,418.00	0.00	213,418.00	48,384.38	165,033.62	22.7%
513000 SOCIAL WORKERS 627,487.00	0.00	627,487.00	26,782.90	600,704.10	4.3%
514000 SALARY SUPPLEMENTS 1,639,223.00	0.00	1,639,223.00	144,120.61	1,495,102.39	8.8%
516200 CLERICAL PERSONNEL 550,210.00	0.00	550,210.00	118,028.22	432,181.78	21.5%
516300 EDUCATIONAL ASSISTANTS 257,774.00	0.00	257,774.00	24,584.32	233,189.68	9.5%
518700 OVERTIME PAY 1,292.00	0.00	1,292.00	0.00	1,292.00	.0%
518900 OTHER SALARIES & WAGES 776,537.00	0.00	776,537.00	84,404.67	692,132.33	10.9%
520100 SOCIAL SECURITY 629,344.00	0.00	629,344.00	55,423.91	573,920.09	8.8%
520400 STATE RETIREMENT 867,248.00	0.00	867,248.00	76,920.64	790,327.36	8.9%
520600 LIFE INSURANCE 7,294.00	0.00	7,294.00	528.21	6,765.79	7.2%
520700 MEDICAL INSURANCE 1,492,304.00	0.00	1,492,304.00	137,780.29	1,354,523.71	9.2%
521200 EMPLOYER MEDICARE 147,184.00	0.00	147,184.00	13,049.12	134,134.88	8.9%
521700 RETIREMENT-HYBRID STABILIZ 48,323.00	0.00	48,323.00	5,697.37	42,625.63	11.8%
531600 CONTRIBUTIONS 109,973.00	0.00	109,973.00	0.00	109,973.00	.0%
532000 DUES AND MEMBERSHIPS 255.00	0.00	255.00	0.00	255.00	.0%
532200 EVALUATION AND TESTING 374,200.00	0.00	374,200.00	20,425.00	353,775.00	5.5%
539900 OTHER CONTRACTED SERVICES 136,488.00	0.00	136,488.00	12,127.00	77,561.00	43.2%
542900 INSTRUCTIONAL SUPP & MATER 1,200.00	0.00	1,200.00	0.00	1,200.00	.0%
543500 OFFICE SUPPLIES 2,500.00	0.00	2,500.00	342.28	2,126.55	14.9%
549900 OTHER SUPPLIES AND MATERIA 3,000.00	0.00	3,000.00	525.39	2,474.61	17.5%

# CLARKSVILLE-MONTGOMERY CO. SCHOOL SYSTEM



## YTD BUDGET REPORT 09/30/2022 EXPENSES

09/30/2022 08

ACCOUNTS FOR CLARKSVILLE GENERAL PURPOSE SCHOOL SYSTEM  
 DIRECTOR'S OFFICE TRAINERS/ADJUTANTS REVISED BUDGET YTD EXPANDED ENCUMBRANCE AVAILABLE BUDGET

552400 IN SERVICE/STAFF DEVELOPE							
10,000.00	0.00	10,000.00	2,152.04	0.00	7,847.96	21.5%	
559900 OTHER CHARGES							
1,350.00	0.00	1,350.00	0.00	0.00	1,350.00	.0%	
579000 OTHER EQUIPMENT							
182,440.00	0.00	182,440.00	0.00	60,019.00	122,421.00	32.9%	
TOTAL OTHER STUDENT SUPPORT							
14,163,812.00	0.00	14,163,812.00	1,267,770.61	106,850.17	12,789,191.22	9.7%	

### 72210 REGULAR INSTRUCTION SUPPORT

510500 SUPERVISOR/DIRECTOR						
1,851,007.00	0.00	1,851,007.00	458,067.56	0.00	1,392,939.44	24.7%
511700 CAREER LADDER PROGRAM						
27,500.00	0.00	27,500.00	4,374.83	0.00	23,125.17	15.9%
512900 LIBRARIANS						
2,891,414.00	0.00	2,891,414.00	239,376.29	0.00	2,652,037.71	8.3%
513800 INSTRUCTIONAL COMPUTER PER						
2,992,259.00	0.00	2,992,259.00	706,337.12	0.00	2,285,921.88	23.6%
514000 SALARY SUPPLEMENTS						
1,028,875.00	0.00	1,028,875.00	257,700.00	0.00	771,175.00	25.0%
516100 SECRETARY(S)						
133,769.00	0.00	133,769.00	30,820.12	0.00	102,948.88	23.0%
516200 CLERICAL PERSONNEL						
70,861.00	0.00	70,861.00	20,219.76	0.00	50,641.24	28.5%
516300 EDUCATIONAL ASSISTANTS						
1,090,409.00	0.00	1,090,409.00	138,514.81	0.00	951,894.19	12.7%
518700 OVERTIME PAY						
500.00	0.00	500.00	0.00	0.00	500.00	.0%
518900 OTHER SALARIES & WAGES						
2,579,468.00	0.00	2,579,468.00	486,809.40	0.00	2,092,658.60	18.9%
519600 IN-SERVICE TRAINING						
15,955.00	0.00	15,955.00	10,290.00	0.00	5,665.00	64.5%
520100 SOCIAL SECURITY						
786,283.00	0.00	786,283.00	140,929.89	0.00	645,353.11	17.9%
520400 STATE RETIREMENT						
1,162,240.00	0.00	1,162,240.00	217,671.13	0.00	944,568.87	18.7%
520600 LIFE INSURANCE						
7,622.00	0.00	7,622.00	962.18	0.00	6,659.82	12.6%
520700 MEDICAL INSURANCE						
1,788,125.00	0.00	1,788,125.00	255,355.82	0.00	1,532,769.18	14.3%

# CLARKSVILLE-MONTGOMERY CO. SCHOOL SYSTEM



## YTD BUDGET REPORT 09/30/2022 EXPENSES

ACCOUNTS FOR ACH GENERAL PURPOSE SCHOOL	ORIGINAL APPROPRIATION	TRANSFERS/ADJSTMTS	REVISED BUDGET	YTD EXPENDED	ENCUMBRANCES	AVAILABLE BUDGET	USED
---	------------------------	--------------------	----------------	--------------	--------------	------------------	------

521200 EMPLOYER MEDICARE							
183,891.00	0.00	183,891.00	33,087.85	0.00	150,803.15	18.0%	
521700 RETIREMENT-HYBRID STABILIZ							
33,467.00	0.00	33,467.00	7,514.34	0.00	25,952.66	22.5%	
530700 COMMUNICATION							
3,063.00	0.00	3,063.00	1,402.62	0.00	1,660.38	45.8%	
531600 CONTRIBUTIONS							
420,000.00	0.00	420,000.00	0.00	0.00	420,000.00	.0%	
532000 DUES AND MEMBERSHIPS							
4,870.00	0.00	4,870.00	0.00	0.00	4,870.00	.0%	
535500 TRAVEL							
34,852.00	0.00	34,852.00	5,237.86	0.00	29,614.14	15.0%	
539900 OTHER CONTRACTED SERVICES							
687,980.00	0.00	687,980.00	43,686.09	121,867.20	522,426.71	24.1%	
542500 GASOLINE							
1,000.00	0.00	1,000.00	0.00	0.00	1,000.00	.0%	
543200 LIBRARY BOOKS/MEDIA							
405,921.00	0.00	405,921.00	263,880.49	0.00	142,040.51	65.0%	
543500 OFFICE SUPPLIES							
15,000.00	0.00	15,000.00	2,606.06	1,548.04	10,845.90	27.7%	
543700 PERIODICALS							
39,925.00	0.00	39,925.00	28,586.87	0.00	11,338.13	71.6%	
549900 OTHER SUPPLIES AND MATERIA							
717,603.00	0.00	717,603.00	434,792.59	0.00	282,810.41	60.6%	
552400 IN SERVICE/STAFF DEVELOPME							
1,577,172.00	0.00	1,577,172.00	369,884.70	7,574.02	1,199,713.28	23.9%	
559900 OTHER CHARGES							
35,500.00	0.00	35,500.00	27,500.00	0.00	8,000.00	77.5%	
579000 OTHER EQUIPMENT							
238,191.00	0.00	238,191.00	98,759.95	97,259.30	42,171.75	82.3%	
TOTAL REGULAR INSTRUCTION SUPP	0.00	20,824,722.00	4,284,368.33	228,248.56	16,312,105.11	21.7%	
20,824,722.00							

### 72005 ALTERNATIVE INSTRUCT/SUPPORT

516200 CLERICAL PERSONNEL						
25,281.00	0.00	25,281.00	6,140.59	0.00	19,140.41	24.3%
520100 SOCIAL SECURITY						
1,567.00	0.00	1,567.00	380.02	0.00	1,186.98	24.3%
520400 STATE RETIREMENT						
3,413.00	0.00	3,413.00	736.50	0.00	2,676.50	21.6%



# CLARKSVILLE-MONTGOMERY CO. SCHOOL SYSTEM



## YTD BUDGET REPORT 09/30/2022 EXPENSES

ACCOUNTS FOR ALL GENERAL PURPOSE SCHOOL AGENCIES  
 ACCOUNTS FOR ALL GENERAL PURPOSE SCHOOL AGENCIES  
 ACCOUNTS FOR ALL GENERAL PURPOSE SCHOOL AGENCIES

ACCOUNT	BUDGET	ACTUAL	PERCENT	ENCUMBRANCE	AVAIL	PERCENT
520600 LIFE INSURANCE						
32.00	0.00	32.00	4.68	0.00	27.32	14.6%
521200 EMPLOYER MEDICARE						
367.00	0.00	367.00	88.88	0.00	278.12	24.2%
521700 RETIREMENT-HYBRID STABILIZ						
0.00	0.00	0.00	22.53	0.00	-22.53	100.0%
TOTAL ALTERNATIVE INSTRUCT SUP						
30,660.00	0.00	30,660.00	7,373.20	0.00	23,286.80	24.0%

### 7220 SPECTAL EDUCATION SUPPORT

510500 SUPERVISOR/DIRECTOR						
119,377.00	0.00	119,377.00	29,844.51	0.00	89,532.49	25.0%
511700 CAREER LADDER PROGRAM						
4,000.00	0.00	4,000.00	0.00	0.00	4,000.00	.0%
512400 PSYCHOLOGICAL PERSONNEL						
1,159,535.00	0.00	1,159,535.00	261,331.86	0.00	898,203.14	22.5%
516100 SECRETARY(S)						
31,930.00	0.00	31,930.00	7,368.00	0.00	24,562.00	23.1%
516200 CLERICAL PERSONNEL						
59,428.00	0.00	59,428.00	11,408.27	0.00	48,019.73	19.2%
518900 OTHER SALARIES & WAGES						
1,541,853.00	0.00	1,541,853.00	310,049.26	0.00	1,231,803.74	20.1%
519600 IN-SERVICE TRAINING						
6,000.00	0.00	6,000.00	0.00	0.00	6,000.00	.0%
520100 SOCIAL SECURITY						
181,171.00	0.00	181,171.00	37,066.05	0.00	144,104.95	20.5%
520400 STATE RETIREMENT						
245,296.00	0.00	245,296.00	50,733.87	0.00	194,562.13	20.7%
520600 LIFE INSURANCE						
1,540.00	0.00	1,540.00	222.50	0.00	1,317.50	14.4%
520700 MEDICAL INSURANCE						
450,961.00	0.00	450,961.00	73,655.05	0.00	377,305.95	16.3%
521200 EMPLOYER MEDICARE						
42,370.00	0.00	42,370.00	8,668.64	0.00	33,701.36	20.5%
521700 RETIREMENT-HYBRID STABILIZ						
14,500.00	0.00	14,500.00	3,138.03	0.00	11,361.97	21.6%
532000 DUES AND MEMBERSHIPS						
1,800.00	0.00	1,800.00	0.00	0.00	1,800.00	.0%
535500 TRAVEL						
34,851.00	0.00	34,851.00	2,285.37	0.00	32,565.63	6.6%

# CLARKSVILLE-MONTGOMERY CO. SCHOOL SYSTEM



## YTD BUDGET REPORT 09/30/2022 EXPENSES

FOR: 2022 AS

ACCOUNTS: 4000-5411 GENERAL PURPOSE SCHOOL  
 ORIGIN: 72230 PERSONNEL SERVICES  
 REVISION: BUDGET YTD EXPENDED ENCUMBRANCES AVAILABLE BUDGET USED

ACCOUNT	AMOUNT	PERCENT	REVISION	YTD EXPENDED	ENCUMBRANCES	AVAILABLE BUDGET	USED
539900 OTHER CONTRACTED SERVICES	168,054.00	0.00	168,054.00	0.00	2,860.00	165,194.00	1.7%
543500 OFFICE SUPPLIES	9,250.00	0.00	9,250.00	228.03	846.91	8,175.06	11.6%
549900 OTHER SUPPLIES AND MATERIA	286,051.00	0.00	286,051.00	13,144.96	2,053.77	270,852.27	5.3%
552400 IN SERVICE/STAFF DEVELOPME	18,000.00	0.00	18,000.00	0.00	0.00	18,000.00	.0%
TOTAL SPECIAL EDUCATION SUPPOR	4,375,967.00	0.00	4,375,967.00	809,144.40	5,760.68	3,561,061.92	18.6%

### 72230 VOCATIONAL EDUCATION SUPPORT

510500 SUPERVISOR/DIRECTOR	117,524.00	0.00	117,524.00	29,381.00	0.00	88,143.00	25.0%
516100 SECRETARY(S)	21,493.00	0.00	21,493.00	7,509.89	0.00	13,983.11	34.9%
520100 SOCIAL SECURITY	8,619.00	0.00	8,619.00	2,243.20	0.00	6,375.80	26.0%
520400 STATE RETIREMENT	13,115.00	0.00	13,115.00	3,232.95	0.00	9,882.05	24.7%
520600 LIFE INSURANCE	59.00	0.00	59.00	10.20	0.00	48.80	17.3%
520700 MEDICAL INSURANCE	0.00	0.00	0.00	1,525.06	0.00	-1,525.06	100.0%
521200 EMPLOYER MEDICARE	2,016.00	0.00	2,016.00	524.61	0.00	1,491.39	26.0%
521700 RETIREMENT-HYBRID STABILIZ	0.00	0.00	0.00	8.66	0.00	-8.66	100.0%
543500 OFFICE SUPPLIES	600.00	0.00	600.00	25.77	0.00	574.23	4.3%
552400 IN SERVICE/STAFF DEVELOPME	12,000.00	0.00	12,000.00	0.00	100.00	11,900.00	.8%
TOTAL VOCATIONAL EDUCATION SUP	175,426.00	0.00	175,426.00	44,461.34	100.00	130,864.66	25.4%

### 72280 TECHNOLOGY

# CLARKSVILLE-MONTGOMERY CO. SCHOOL SYSTEM



## YTD BUDGET REPORT 09/30/2022 EXPENSES

ACCOUNTS FOR GENERAL PURPOSE SCHOOLS	ORIGINAL APPROPRIATION	TRANSFERS ADJUSTS	REVISED BUDGET	ENCUMBRANCES	AVAILABLE BUDGET	USED	
510500 SUPERVISOR/DIRECTOR 690,536.00	0.00		690,536.00	172,633.70	0.00	517,902.30	25.0%
512000 COMPUTER PROGRAMMER(S) 517,144.00	0.00		517,144.00	123,230.01	0.00	393,913.99	23.8%
514000 SALARY SUPPLEMENTS 10,000.00	0.00		10,000.00	0.00	0.00	10,000.00	.0%
516100 SECRETARY(S) 44,554.00	0.00		44,554.00	10,281.61	0.00	34,272.39	23.1%
516800 TEMPORARY PERSONNEL 55,000.00	0.00		55,000.00	0.00	0.00	55,000.00	.0%
518700 OVERTIME PAY 1,000.00	0.00		1,000.00	0.00	0.00	1,000.00	.0%
518900 OTHER SALARIES & WAGES 303,354.00	0.00		303,354.00	60,452.00	0.00	242,902.00	19.9%
520100 SOCIAL SECURITY 100,538.00	0.00		100,538.00	22,239.16	0.00	78,298.84	22.1%
520400 STATE RETIREMENT 193,270.00	0.00		193,270.00	45,047.35	0.00	148,222.65	23.3%
520600 LIFE INSURANCE 793.00	0.00		793.00	135.00	0.00	658.00	17.0%
520700 MEDICAL INSURANCE 181,493.00	0.00		181,493.00	30,746.26	0.00	150,746.74	16.9%
521200 EMPLOYER MEDICARE 23,513.00	0.00		23,513.00	5,201.12	0.00	18,311.88	22.1%
521700 RETIREMENT-HYBRID STABILIZ 4,444.00	0.00		4,444.00	1,082.84	0.00	3,361.16	24.4%
532000 DUES AND MEMBERSHIPS 1,415.00	0.00		1,415.00	1,150.00	0.00	265.00	81.3%
535000 INTERNET CONNECTIVITY 761,400.00	0.00		761,400.00	0.00	336,385.00	425,015.00	44.2%
535500 TRAVEL 58,065.00	0.00		58,065.00	6,553.74	0.00	51,511.26	11.3%
539900 OTHER CONTRACTED SERVICES 1,186,786.00	0.00	1,186,786.00	315,309.92	210,307.90	661,168.18	44.3%	
541100 DATA PROCESSING SUPPLIES 499,243.00	0.00		499,243.00	72,478.42	132,441.04	294,323.54	41.0%
541800 EQUIPMENT AND MACHINERY PA 282,000.00	0.00		282,000.00	36,485.00	0.00	245,515.00	12.9%
542200 FOOD SUPPLIES 2,556.00	0.00		2,556.00	1,688.94	0.00	867.06	66.1%
543500 OFFICE SUPPLIES 1,500.00	0.00		1,500.00	290.58	0.00	1,209.42	19.4%
547000 CABLING 250,000.00	0.00		250,000.00	14,766.00	85,234.00	150,000.00	40.0%

# CLARKSVILLE-MONTGOMERY CO. SCHOOL SYSTEM

## YTD BUDGET REPORT 09/30/2022 EXPENSES

2022-23

ACCOUNTS FOR THE GENERAL PURPOSES SCHOOL DISTRICTS  
 ACCOUNTS FOR GENERAL PURPOSES/TRANSPORTATION/ADDITIONAL SERVICES/BUDGET AID/EXEMPTED FROM ENROLLMENT/AVAILABLE SUBJECT TO VOUCHER

547100 SOFTWARE							
1,720,078.00	0.00	1,720,078.00	61,935.92	7,800.00	1,650,342.08	4.1%	
549900 OTHER SUPPLIES AND MATERIA							
73,000.00	0.00	73,000.00	38,188.86	7,435.35	27,375.79	62.5%	
552400 IN SERVICE/STAFF DEVELOPME							
31,460.00	0.00	31,460.00	0.00	0.00	31,460.00	.0%	
570900 DATA PROCESSING EQUIPMENT							
485,000.00	0.00	485,000.00	12,705.84	104,940.93	367,353.23	24.3%	
579000 OTHER EQUIPMENT							
40,000.00	0.00	40,000.00	1,280.00	0.00	38,720.00	3.2%	
TOTAL TECHNOLOGY							
7,518,142.00	0.00	7,518,142.00	1,033,882.27	884,544.22	5,599,715.51	25.5%	

### 72260 ADULT EDUCATION SUPPORT

510500 SUPERVISOR/DIRECTOR						
92,069.00	0.00	92,069.00	23,016.99	0.00	69,052.01	25.0%
512300 GUIDANCE PERSONNEL						
22,880.00	0.00	22,880.00	5,296.50	0.00	17,583.50	23.1%
518900 OTHER SALARIES & WAGES						
71,218.00	0.00	71,218.00	5,936.50	0.00	65,281.50	8.3%
520100 SOCIAL SECURITY						
11,543.00	0.00	11,543.00	2,094.13	0.00	9,448.87	18.1%
520400 STATE RETIREMENT						
17,279.00	0.00	17,279.00	2,516.07	0.00	14,762.93	14.6%
520600 LIFE INSURANCE						
87.00	0.00	87.00	12.96	0.00	74.04	14.9%
520700 MEDICAL INSURANCE						
7,436.00	0.00	7,436.00	1,472.48	0.00	5,963.52	19.8%
521200 EMPLOYER MEDICARE						
2,700.00	0.00	2,700.00	489.75	0.00	2,210.25	18.1%
TOTAL ADULT EDUCATION SUPPORT						
225,212.00	0.00	225,212.00	40,835.38	0.00	184,376.62	18.1%

### 72510 BOARD OF EDUCATION

511800 SECRETARY TO BOARD						
29,331.00	0.00	29,331.00	8,552.98	0.00	20,778.02	29.2%

# CLARKSVILLE-MONTGOMERY CO. SCHOOL SYSTEM



## YTD BUDGET REPORT 09/30/2022 EXPENSES

ACCOUNTS FOR	BUDGET	EXPENDED	ENCUMBRANCES	AVAILABLE	ADDED	PERCENT
519100 BOARD & COMMITTEE MEMB FEE	44,000.00	9,100.00	0.00	34,900.00	20.7%	
520100 SOCIAL SECURITY	4,547.00	790.74	0.00	3,756.26	17.4%	
520400 STATE RETIREMENT	7,784.00	913.68	0.00	6,870.32	11.7%	
520600 LIFE INSURANCE	47.00	1.56	0.00	45.44	3.3%	
520700 MEDICAL INSURANCE	3,718.00	368.12	0.00	3,349.88	9.9%	
520900 DISABILITY INSURANCE	730,000.00	85,988.65	0.00	644,011.35	11.8%	
521000 UNEMPLOYMENT COMPENSATION	70,000.00	2,093.75	0.00	67,906.25	3.0%	
521200 EMPLOYER MEDICARE	1,063.00	254.34	0.00	808.66	23.9%	
529900 OTHER FRINGE BENEFITS	692,498.00	163,182.96	0.00	529,315.04	23.6%	
530500 AUDIT SERVICES	87,500.00	46,800.00	34,480.00	6,220.00	92.9%	
532000 DUES AND MEMBERSHIPS	22,650.00	15,882.00	0.00	6,768.00	70.1%	
533100 LEGAL SERVICES	266,000.00	23,883.82	0.00	242,116.18	9.0%	
539900 OTHER CONTRACTED SERVICES	7,000.00	0.00	0.00	7,000.00	.0%	
550600 LIABILITY INSURANCE	355,783.00	363,075.54	0.00	-7,292.54	102.0%	
550800 PREMIUMS ON CORP SURETY BO	4,146.00	3,686.00	0.00	460.00	88.9%	
551000 TRUSTEE'S COMMISSION	1,807,000.00	239,439.86	0.00	1,567,560.14	13.3%	
551300 WORKER'S COMP INSURANCE	250,000.00	53,894.47	0.00	196,105.53	21.6%	
551500 LIABILITY CLAIMS	250,000.00	48,948.14	0.00	201,051.86	19.6%	
551600 OTHER SELF-INSURED CLAIMS	100,000.00	40,322.46	0.00	59,677.54	40.3%	
552400 IN SERVICE/STAFF DEVELOPME	19,500.00	2,115.85	0.00	17,384.15	10.9%	
553300 CRIMINAL INVEST OF APPLIC-	132,575.00	37,953.50	57,532.05	37,089.45	72.0%	
559900 OTHER CHARGES	175,500.00	186.48	0.00	175,313.52	.1%	
TOTAL BOARD OF EDUCATION	5,060,642.00	1,147,434.90	92,012.05	3,821,195.05	24.5%	

# CLARKSVILLE-MONTGOMERY CO. SCHOOL SYSTEM



## YTD BUDGET REPORT 09/30/2022 EXPENSES

09/30/2022 09:38:11  
 ACCOUNTS FROM WHICH GENERAL PURPOSES/SCHOOLS ARE MAINTAINED  
 PROGRAM NAME APPROVED BUDGET ADJUSTMENTS ADMITS REVISIONS BUDGET EXPENSES INTEREST ENCUMBRANCES AVAILABLE BUDGET USED

### 72520, DIRECTOR OF SCHOOLS

510100 DIRECTOR OF SCHOOLS							
302,333.00	0.00	302,333.00	57,502.33	0.00	244,830.67	19.0%	
510300 ASSISTANT							
142,479.00	0.00	142,479.00	35,619.74	0.00	106,859.26	25.0%	
511700 CAREER LADDER PROGRAM							
1,000.00	0.00	1,000.00	0.00	0.00	1,000.00	.0%	
513700 EDUCATION MEDIA PERSONNEL							
142,373.00	0.00	142,373.00	34,171.52	0.00	108,201.48	24.0%	
516100 SECRETARY(S)							
86,870.00	0.00	86,870.00	20,044.83	0.00	66,825.17	23.1%	
516200 CLERICAL PERSONNEL							
190,205.00	0.00	190,205.00	42,774.31	0.00	147,430.69	22.5%	
516800 TEMPORARY PERSONNEL							
3,000.00	0.00	3,000.00	0.00	0.00	3,000.00	.0%	
518700 OVERTIME PAY							
200.00	0.00	200.00	0.00	0.00	200.00	.0%	
518900 OTHER SALARIES & WAGES							
618,995.00	0.00	618,995.00	153,745.59	0.00	465,249.41	24.8%	
520100 SOCIAL SECURITY							
92,222.00	0.00	92,222.00	20,793.92	0.00	71,428.08	22.5%	
520400 STATE RETIREMENT							
180,506.00	0.00	180,506.00	32,934.19	0.00	147,571.81	18.2%	
520600 LIFE INSURANCE							
598.00	0.00	598.00	89.62	0.00	508.38	15.0%	
520700 MEDICAL INSURANCE							
200,970.00	0.00	200,970.00	25,134.36	0.00	175,835.64	12.5%	
521200 EMPLOYER MEDICARE							
21,571.00	0.00	21,571.00	4,863.10	0.00	16,707.90	22.5%	
521700 RETIREMENT-HYBRID STABILIZ							
7,468.00	0.00	7,468.00	1,730.11	0.00	5,737.89	23.2%	
530200 ADVERTISING							
500.00	0.00	500.00	0.00	0.00	500.00	.0%	
532000 DUES AND MEMBERSHIPS							
17,362.00	0.00	17,362.00	15,386.20	0.00	1,975.80	88.6%	
534800 POSTAL CHARGES							
50,000.00	0.00	50,000.00	1,285.10	0.00	48,714.90	2.6%	
535500 TRAVEL							
5,600.00	0.00	5,600.00	1,059.35	0.00	4,540.65	18.9%	
539900 OTHER CONTRACTED SERVICES							
80,300.00	0.00	80,300.00	25,683.69	51,310.40	3,305.91	95.9%	

# CLARKSVILLE-MONTGOMERY CO. SCHOOL SYSTEM

## YTD BUDGET REPORT 09/30/2022 EXPENSES

ACCOUNTS FOR GENERAL PURPOSES SCHOOLS	ORIGINAL APPROPRIATION	TRANSFERS/ADJUSTMENTS	REVISED BUDGET	YTD EXPENDED	ENCUMBRANCES	AVAILABLE BUDGET	USED
541400 DUPLICATING SUPPLIES	45,000.00	0.00	45,000.00	6,301.16	934.50	37,764.34	16.1%
542200 FOOD SUPPLIES	3,060.00	0.00	3,060.00	3,000.00	0.00	60.00	98.0%
543500 OFFICE SUPPLIES	8,375.00	0.00	8,375.00	870.32	474.81	7,029.87	16.1%
543700 PERIODICALS	516.00	0.00	516.00	19.98	0.00	496.02	3.9%
549900 OTHER SUPPLIES AND MATERIA	8,200.00	0.00	8,200.00	865.12	0.00	7,334.88	10.6%
552400 IN SERVICE/STAFF DEVELOPME	49,232.00	0.00	49,232.00	8,469.80	0.00	40,762.20	17.2%
570100 ADMINISTRATIVE EQUIPMENT	1,500.00	0.00	1,500.00	379.98	0.00	1,120.02	25.3%
579000 OTHER EQUIPMENT	26,000.00	0.00	26,000.00	233.09	6,040.00	19,726.91	24.1%
TOTAL DIRECTOR OF SCHOOLS	2,286,435.00	0.00	2,286,435.00	492,957.41	58,759.71	1,734,717.88	24.1%
<b>72430 OFFICE OF THE PRINCIPAL</b>							
510400 PRINCIPALS	4,822,460.00	0.00	4,822,460.00	1,192,275.45	0.00	3,630,184.55	24.7%
511700 CAREER LADDER PROGRAM	16,000.00	0.00	16,000.00	2,333.24	0.00	13,666.76	14.6%
511900 ACCOUNTANTS/BOOKKEEPERS	2,210,595.00	0.00	2,210,595.00	372,040.29	0.00	1,838,554.71	16.8%
513900 ASSISTANT PRINCIPALS	7,163,678.00	0.00	7,163,678.00	1,718,478.47	0.00	5,445,199.53	24.0%
516200 CLERICAL PERSONNEL	3,310,116.00	0.00	3,310,116.00	557,498.18	0.00	2,752,617.82	16.8%
518700 OVERTIME PAY	2,000.00	0.00	2,000.00	1,763.81	0.00	236.19	88.2%
520100 SOCIAL SECURITY	1,086,542.00	0.00	1,086,542.00	230,511.35	0.00	856,030.65	21.2%
520400 STATE RETIREMENT	1,700,422.00	0.00	1,700,422.00	359,139.69	0.00	1,341,282.31	21.1%
520600 LIFE INSURANCE	10,801.00	0.00	10,801.00	1,511.73	0.00	9,289.27	14.0%
520700 MEDICAL INSURANCE	3,271,742.00	0.00	3,271,742.00	491,656.63	0.00	2,780,085.37	15.0%

# CLARKSVILLE-MONTGOMERY CO. SCHOOL SYSTEM



## YTD BUDGET REPORT 09/30/2022 EXPENSES

09/30/2022

ACCOUNTS FOR THE GENERAL PURPOSE SCHOOL

ORIGINAL APPROPRIATION	TRANSFERS	AMOUNTS	REVISED BUDGET	YTD EXPENDED	ANNUAL RANGE	AVAIL. PER. PERCENT	PERCENT
521200 EMPLOYER MEDICARE							
254,112.00			254,112.00	53,952.65	0.00	200,159.35	21.2%
521700 RETIREMENT-HYBRID STABILIZ							
28,871.00			28,871.00	7,953.49	0.00	20,917.51	27.5%
532000 DUES AND MEMBERSHIPS							
9,750.00			9,750.00	4,170.00	0.00	5,580.00	42.8%
539900 OTHER CONTRACTED SERVICES							
34,206.00			34,206.00	0.00	32,717.00	1,489.00	95.6%
552400 IN SERVICE/STAFF DEVELOPME							
42,000.00			42,000.00	41,000.00	0.00	1,000.00	97.6%
570100 ADMINISTRATIVE EQUIPMENT							
36,000.00			36,000.00	0.00	0.00	36,000.00	.0%
TOTAL OFFICE OF THE PRINCIPAL							
23,999,295.00			23,999,295.00	5,034,284.98	32,717.00	18,932,293.02	21.1%

### 52500 FISCAL SERVICES

510500 SUPERVISOR/DIRECTOR							
546,719.00			546,719.00	135,824.51	0.00	410,894.49	24.8%
511900 ACCOUNTANTS/BOOKKEEPERS							
1,333,857.00			1,333,857.00	273,498.21	0.00	1,060,358.79	20.5%
516800 TEMPORARY PERSONNEL							
3,000.00			3,000.00	1,254.00	0.00	1,746.00	41.8%
518700 OVERTIME PAY							
5,000.00			5,000.00	0.00	0.00	5,000.00	.0%
518900 OTHER SALARIES & WAGES							
350,842.00			350,842.00	80,076.93	0.00	270,765.07	22.8%
520100 SOCIAL SECURITY							
138,844.00			138,844.00	29,471.82	0.00	109,372.18	21.2%
520400 STATE RETIREMENT							
248,582.00			248,582.00	56,009.66	0.00	192,572.34	22.5%
520600 LIFE INSURANCE							
1,169.00			1,169.00	124.68	0.00	1,044.32	10.7%
520700 MEDICAL INSURANCE							
337,646.00			337,646.00	44,800.38	0.00	292,845.62	13.3%
521200 EMPLOYER MEDICARE							
32,472.00			32,472.00	6,913.50	0.00	25,558.50	21.3%
521700 RETIREMENT-HYBRID STABILIZ							
13,100.00			13,100.00	2,451.39	0.00	10,648.61	18.7%
530200 ADVERTISING							
350.00			350.00	0.00	229.36	120.64	65.5%



# CLARKSVILLE-MONTGOMERY CO. SCHOOL SYSTEM



## YTD BUDGET REPORT 09/30/2022 EXPENSES

09/30/2022 FISCAL SERVICES  
 ACCOUNTS FOR GENERAL PURPOSES SCHOOLS  
 ACCOUNTS FOR GENERAL PURPOSES SCHOOLS

530600 BANK CHARGES							
30,000.00	0.00	30,000.00	10,232.80	0.00	19,767.20	34.1%	
532000 DUES AND MEMBERSHIPS							
1,835.00	0.00	1,835.00	290.00	0.00	1,545.00	15.8%	
532900 LAUNDRY SERVICE							
550.00	0.00	550.00	70.33	329.67	150.00	72.7%	
533600 MAINT/REPAIR SRVCS- EQUIP							
985.00	0.00	985.00	0.00	0.00	985.00	.0%	
535500 TRAVEL							
2,987.00	0.00	2,987.00	458.43	0.00	2,528.57	15.3%	
539900 OTHER CONTRACTED SERVICES							
104,000.00	0.00	104,000.00	690.16	300.00	103,009.84	1.0%	
542200 FOOD SUPPLIES							
185.00	0.00	185.00	0.00	0.00	185.00	.0%	
543500 OFFICE SUPPLIES							
23,500.00	0.00	23,500.00	4,105.58	1,857.17	17,537.25	25.4%	
552400 IN SERVICE/STAFF DEVELOPME							
49,969.00	0.00	49,969.00	722.51	0.00	49,246.49	1.4%	
570100 ADMINISTRATIVE EQUIPMENT							
11,760.00	0.00	11,760.00	1,239.98	0.00	10,520.02	10.5%	
579000 OTHER EQUIPMENT							
500.00	0.00	500.00	0.00	0.00	500.00	.0%	
<b>TOTAL FISCAL SERVICES</b>	<b>0.00</b>	<b>3,237,852.00</b>	<b>648,234.87</b>	<b>2,716.20</b>	<b>2,586,900.93</b>	<b>20.1%</b>	

### 72520 HUMAN RESOURCES

510500 SUPERVISOR/DIRECTOR						
606,265.00	0.00	606,265.00	151,566.21	0.00	454,698.79	25.0%
516100 SECRETARY(S)						
809,840.00	0.00	809,840.00	186,221.43	0.00	623,618.57	23.0%
518700 OVERTIME PAY						
6,000.00	0.00	6,000.00	6,761.61	0.00	-761.61	112.7%
518900 OTHER SALARIES & WAGES						
90,000.00	0.00	90,000.00	0.00	0.00	90,000.00	.0%
519900 OTHER PER DIEM & FEES						
652,000.00	0.00	652,000.00	61,873.20	0.00	590,126.80	9.5%
520100 SOCIAL SECURITY						
134,174.00	0.00	134,174.00	24,549.36	0.00	109,624.64	18.3%
520400 STATE RETIREMENT						
237,251.00	0.00	237,251.00	44,780.15	0.00	192,470.85	18.9%

# CLARKSVILLE-MONTGOMERY CO. SCHOOL SYSTEM

MUNIS

## YTD BUDGET REPORT 09/30/2022 EXPENSES

ACCOUNTS FROM THE GENERAL PURPOSE SCHOOL DISTRICT REVISION BUDGET CHANGES EXPENDED PERFORMANCE AVAILABLE BUDGET USED

520600 LIFE INSURANCE	732.00	0.00	732.00	95.46	0.00	636.54	13.0%
520700 MEDICAL INSURANCE	269,845.00	0.00	269,845.00	34,479.32	0.00	235,365.68	12.8%
521200 EMPLOYER MEDICARE	31,380.00	0.00	31,380.00	5,742.74	0.00	25,637.26	18.3%
521700 RETIREMENT-HYBRID STABILIZ	7,670.00	0.00	7,670.00	1,451.59	0.00	6,218.41	18.9%
530200 ADVERTISING	3,500.00	0.00	3,500.00	998.00	820.60	1,681.40	52.0%
532000 DUES AND MEMBERSHIPS	2,730.00	0.00	2,730.00	504.00	0.00	2,226.00	18.5%
535500 TRAVEL	30,620.00	0.00	30,620.00	1,401.41	0.00	29,218.59	4.6%
539900 OTHER CONTRACTED SERVICES	261,500.00	0.00	261,500.00	196,261.00	0.00	65,239.00	75.1%
542200 FOOD SUPPLIES	200.00	0.00	200.00	0.00	0.00	200.00	.0%
543500 OFFICE SUPPLIES	12,000.00	0.00	12,000.00	1,076.14	529.45	10,394.41	13.4%
549900 OTHER SUPPLIES AND MATERIA	28,300.00	0.00	28,300.00	7,220.42	4,706.27	16,373.31	42.1%
552400 IN SERVICE/STAFF DEVELOPME	29,650.00	0.00	29,650.00	3,101.68	0.00	26,548.32	10.5%
570100 ADMINISTRATIVE EQUIPMENT	1,200.00	0.00	1,200.00	0.00	259.45	940.55	21.6%
579000 OTHER EQUIPMENT	180,000.00	0.00	180,000.00	39.99	0.00	179,960.01	.0%
TOTAL HUMAN RESOURCES	3,394,857.00	0.00	3,394,857.00	728,123.71	6,315.77	2,660,417.52	21.6%

### OPERATION OF PLANT

510500 SUPERVISOR/DIRECTOR	410,779.00	0.00	410,779.00	95,190.41	0.00	315,588.59	23.2%
514000 SALARY SUPPLEMENTS	36,750.00	0.00	36,750.00	3,166.66	0.00	33,583.34	8.6%
514100 FOREMEN	131,921.00	0.00	131,921.00	31,895.06	0.00	100,025.94	24.2%
516100 SECRETARY(S)	41,181.00	0.00	41,181.00	14,551.93	0.00	26,629.07	35.3%

# CLARKSVILLE-MONTGOMERY CO. SCHOOL SYSTEM



## YTD BUDGET REPORT 09/30/2022 EXPENSES

2022-2023  
 ACCOUNT FOR GENERAL PURPOSE SCHOOL  
 ORCANA 1800 FRANCHISE ADMS CHRGD BUDGET YTD EXPNDS ENCLNDRNGS AVAILBLE PRDGT

516600 CUSTODIAL PERSONNEL							
6,446,362.00	0.00	6,446,362.00	1,315,934.37	0.00	5,130,427.63	20.4%	
516800 TEMPORARY PERSONNEL							
22,800.00	0.00	22,800.00	2,079.15	0.00	20,720.85	9.1%	
518700 OVERTIME PAY							
30,000.00	0.00	30,000.00	18,660.51	0.00	11,339.49	62.2%	
518900 OTHER SALARIES & WAGES							
346,910.00	0.00	346,910.00	66,481.06	0.00	280,428.94	19.2%	
520100 SOCIAL SECURITY							
462,938.00	0.00	462,938.00	93,560.84	0.00	369,377.16	20.2%	
520400 STATE RETIREMENT							
840,539.00	0.00	840,539.00	159,901.16	0.00	680,637.84	19.0%	
520600 LIFE INSURANCE							
7,066.00	0.00	7,066.00	560.63	0.00	6,505.37	7.9%	
520700 MEDICAL INSURANCE							
1,754,465.00	0.00	1,754,465.00	153,478.56	0.00	1,600,986.44	8.7%	
521200 EMPLOYER MEDICARE							
108,267.00	0.00	108,267.00	21,895.49	0.00	86,371.51	20.2%	
521700 RETIREMENT-HYBRID STABILIZ							
40,384.00	0.00	40,384.00	10,591.81	0.00	29,792.19	26.2%	
532000 DUES AND MEMBERSHIPS							
150.00	0.00	150.00	0.00	0.00	150.00	.0%	
532200 EVALUATION AND TESTING							
15,000.00	0.00	15,000.00	1,410.00	7,440.00	6,150.00	59.0%	
532900 LAUNDRY SERVICE							
66,750.00	0.00	66,750.00	3,946.83	62,803.17	0.00	100.0%	
533300 LICENSES							
12,000.00	0.00	12,000.00	629.58	0.00	11,370.42	5.2%	
535900 GARBAGE DISPOSAL FEES							
90,000.00	0.00	90,000.00	10,916.07	79,083.93	0.00	100.0%	
539900 OTHER CONTRACTED SERVICES							
566,500.00	0.00	566,500.00	33,939.64	40,925.83	491,634.53	13.2%	
541000 CUSTODIAL SUPPLIES							
713,573.00	0.00	713,573.00	114,187.47	41,561.79	557,823.74	21.8%	
541500 ELECTRICITY							
5,665,000.00	0.00	5,665,000.00	1,486,872.68	0.00	4,178,127.32	26.2%	
542000 FERTILIZER, LIME, AND SEED							
76,260.00	0.00	76,260.00	70,000.00	0.00	6,260.00	91.8%	
542200 FOOD SUPPLIES							
898.00	0.00	898.00	0.00	0.00	898.00	.0%	
542300 FUEL OIL							
10,000.00	0.00	10,000.00	378.34	9,621.66	0.00	100.0%	
542500 GASOLINE							
12,000.00	0.00	12,000.00	4,854.36	0.00	7,145.64	40.5%	

# CLARKSVILLE-MONTGOMERY CO. SCHOOL SYSTEM



## YTD BUDGET REPORT 09/30/2022 EXPENSES

ACCOUNTS FOR: 141 GENERAL PURPOSE SCHOOLS  
 ORIGINAL APPROVAL: 2/15/2022  
 ORIGINAL BUDGET: 2022  
 SCHOOL EXPENDED: 09/30/2022  
 ENCUMBRANCES: 09/30/2022  
 AVAILABLE BUDGET: 09/30/2022  
 USED: 09/30/2022

ACCOUNT	AMOUNT	BUDGET	EXPENDED	ENCUMBRANCES	AVAILABLE	USED	
543400 NATURAL GAS	625,000.00	0.00	625,000.00	8,408.23	0.00	616,591.77	1.3%
543500 OFFICE SUPPLIES	5,500.00	0.00	5,500.00	328.70	0.00	5,171.30	6.0%
545000 TIRES AND TUBES	1,800.00	0.00	1,800.00	0.00	0.00	1,800.00	.0%
545300 VEHICLE PARTS	2,500.00	0.00	2,500.00	0.00	0.00	2,500.00	.0%
545400 WATER AND SEWER	820,000.00	0.00	820,000.00	153,409.15	0.00	666,590.85	18.7%
545600 GRAVEL AND CHERT	40,250.00	0.00	40,250.00	2,319.00	0.00	37,931.00	5.8%
549900 OTHER SUPPLIES AND MATERIA	104,300.00	0.00	104,300.00	493.40	0.00	103,806.60	.5%
550200 BUILDING AND CONTENTS INSU	880,281.00	0.00	880,281.00	792,370.00	0.00	87,911.00	90.0%
552400 IN SERVICE/STAFF DEVELOPME	5,000.00	0.00	5,000.00	641.25	0.00	4,358.75	12.8%
571100 FURNITURE AND FIXTURES	600,000.00	0.00	600,000.00	65,868.49	28,318.31	505,813.20	15.7%
572000 PLANT OPERATION EQUIPMENT	172,000.00	0.00	172,000.00	5,511.08	0.00	166,488.92	3.2%
579000 OTHER EQUIPMENT	50,000.00	0.00	50,000.00	0.00	0.00	50,000.00	.0%
<b>TOTAL OPERATION OF PLANT</b>	<b>21,215,124.00</b>	<b>0.00</b>	<b>21,215,124.00</b>	<b>4,744,431.91</b>	<b>269,754.69</b>	<b>16,200,937.40</b>	<b>23.6%</b>

**72620 MAINTENANCE-OF-PLANT**

510500 SUPERVISOR/DIRECTOR	97,485.00	0.00	97,485.00	24,371.01	0.00	73,113.99	25.0%
514100 FOREMEN	85,247.00	0.00	85,247.00	21,311.75	0.00	63,935.25	25.0%
516100 SECRETARY(S)	98,464.00	0.00	98,464.00	22,723.20	0.00	75,740.80	23.1%
516700 MAINTENANCE PERSONNEL	3,048,034.00	0.00	3,048,034.00	673,023.70	0.00	2,375,010.30	22.1%
516800 TEMPORARY PERSONNEL	23,223.00	0.00	23,223.00	0.00	0.00	23,223.00	.0%
518700 OVERTIME PAY	4,000.00	0.00	4,000.00	0.00	0.00	4,000.00	.0%

# CLARKSVILLE-MONTGOMERY CO. SCHOOL SYSTEM

MUNIS

## YTD BUDGET REPORT 09/30/2022 EXPENSES

ACCOUNTS FOR GENERAL PURPOSE SCHOOL	ORIGINAL APPROPRIATION	TRANSFERS/ADJUSTMENTS	REVISED BUDGET	YTD EXPENDED	ENCUMBRANCES	AVAILABLE BUDGET	USED
520100 SOCIAL SECURITY	208,100.00	0.00	208,100.00	44,843.44	0.00	163,256.56	21.5%
520400 STATE RETIREMENT	397,758.00	0.00	397,758.00	88,733.18	0.00	309,024.82	22.3%
520600 LIFE INSURANCE	2,177.00	0.00	2,177.00	213.84	0.00	1,963.16	9.8%
520700 MEDICAL INSURANCE	817,987.00	0.00	817,987.00	77,732.26	0.00	740,254.74	9.5%
521200 EMPLOYER MEDICARE	48,669.00	0.00	48,669.00	10,487.53	0.00	38,181.47	21.5%
521700 RETIREMENT-HYBRID STABILIZ	12,730.00	0.00	12,730.00	2,727.11	0.00	10,002.89	21.4%
530700 COMMUNICATION	586,837.00	0.00	586,837.00	61,507.35	49,160.00	476,169.65	18.9%
532000 DUES AND MEMBERSHIPS	500.00	0.00	500.00	50.00	0.00	450.00	10.0%
532900 LAUNDRY SERVICE	19,000.00	0.00	19,000.00	2,367.54	16,632.46	0.00	100.0%
533500 REPAIR SERVICES-BUILDINGS	100,000.00	0.00	100,000.00	0.00	100,000.00	0.00	100.0%
533600 MAINT/REPAIR SRVCS- EQUIP	294,500.00	0.00	294,500.00	44,041.64	225,845.90	24,612.46	91.6%
533800 MAINT/REPAIR SRVCS- VEHICL	10,000.00	0.00	10,000.00	0.00	0.00	10,000.00	.0%
535100 RENTALS	7,000.00	0.00	7,000.00	199.14	995.70	5,805.16	17.1%
539900 OTHER CONTRACTED SERVICES	2,109,060.00	0.00	2,109,060.00	89,747.97	110,732.08	1,908,579.95	9.5%
542200 FOOD SUPPLIES	315.00	0.00	315.00	0.00	0.00	315.00	.0%
542500 GASOLINE	175,000.00	0.00	175,000.00	46,464.57	0.00	128,535.43	26.6%
543300 LUBRICANTS	3,500.00	0.00	3,500.00	0.00	0.00	3,500.00	.0%
543500 OFFICE SUPPLIES	3,000.00	0.00	3,000.00	170.28	0.00	2,829.72	5.7%
545000 TIRES AND TUBES	18,000.00	0.00	18,000.00	0.00	0.00	18,000.00	.0%
545300 VEHICLE PARTS	60,000.00	0.00	60,000.00	0.00	0.00	60,000.00	.0%
546800 CHEMICALS	50,000.00	0.00	50,000.00	32,885.45	0.00	17,114.55	65.8%
549900 OTHER SUPPLIES AND MATERIA	1,335,772.00	0.00	1,335,772.00	228,891.93	61,241.90	1,045,638.17	21.7%

# CLARKSVILLE-MONTGOMERY CO. SCHOOL SYSTEM

## YTD BUDGET REPORT 09/30/2022 EXPENSES

2022-2023

ACCOUNTS FOR FUND GENERAL PURPOSE SCHOOL  
 ORIGINAL APPROPRIATION TRANSFER ADJUSTMENTS REVISED BUDGET YTD EXPENDED ENCUMBRANCES AVAILABLE BUDGET USED

551100 VEHICLE AND EQUIP INSURANC							
79,822.00	0.00	79,822.00	82,487.41	0.00	-2,665.41	103.3%	
552400 IN SERVICE/STAFF DEVELOPME							
10,000.00	0.00	10,000.00	0.00	0.00	10,000.00	.0%	
570800 COMMUNICATION EQUIPMENT							
3,000.00	0.00	3,000.00	552.00	0.00	2,448.00	18.4%	
571700 MAINTENANCE EQUIPMENT							
152,000.00	0.00	152,000.00	34,947.73	88,989.40	28,062.87	81.5%	
TOTAL MAINTENANCE OF PLANT							
9,861,180.00	0.00	9,861,180.00	1,590,480.03	653,597.44	7,617,102.53	22.8%	

### 73400 EARLY CHILDHOOD EDUCATION

511600 TEACHERS						
1,115,995.00	0.00	1,115,995.00	86,577.83	0.00	1,029,417.17	7.8%
516300 EDUCATIONAL ASSISTANTS						
442,716.00	0.00	442,716.00	53,045.75	0.00	389,670.25	12.0%
516800 TEMPORARY PERSONNEL						
0.00	0.00	0.00	1,077.64	0.00	-1,077.64	100.0%
518700 OVERTIME PAY						
200.00	0.00	200.00	0.00	0.00	200.00	.0%
518900 OTHER SALARIES & WAGES						
302,066.00	0.00	302,066.00	59,179.17	0.00	242,886.83	19.6%
519500 SUBSTITUTE TEACHERS CERTIF						
25,649.00	0.00	25,649.00	305.26	0.00	25,343.74	1.2%
519800 SUB TEACHERS NON-CERTIFIED						
29,456.00	0.00	29,456.00	1,509.38	0.00	27,946.62	5.1%
520100 SOCIAL SECURITY						
118,798.00	0.00	118,798.00	11,936.27	0.00	106,861.73	10.0%
520400 STATE RETIREMENT						
172,862.00	0.00	172,862.00	17,928.66	0.00	154,933.34	10.4%
520600 LIFE INSURANCE						
1,700.00	0.00	1,700.00	158.64	0.00	1,541.36	9.3%
520700 MEDICAL INSURANCE						
448,515.00	0.00	448,515.00	42,953.00	0.00	405,562.00	9.6%
521200 EMPLOYER MEDICARE						
27,784.00	0.00	27,784.00	2,796.72	0.00	24,987.28	10.1%
521700 RETIREMENT-HYBRID STABILIZ						
7,182.00	0.00	7,182.00	901.68	0.00	6,280.32	12.6%
535500 TRAVEL						
1,245.00	0.00	1,245.00	149.00	0.00	1,096.00	12.0%

# CLARKSVILLE-MONTGOMERY CO. SCHOOL SYSTEM



## YTD BUDGET REPORT 09/30/2022 EXPENSES

~~09/30/2022~~

~~ACCOUNTS FOR GENERAL PURPOSE SCHOOL~~  
~~GENERAL PURPOSE SCHOOL~~

ACCOUNT NUMBER	DESCRIPTION	BUDGET	EXPENSES	PERCENT	AVAILABLE BUDGET	PERCENT	
539900	OTHER CONTRACTED SERVICES	0.00	1,500.00	360.00	0.00	1,140.00	24.0%
542900	INSTRUCTIONAL SUPP & MATER	0.00	22,500.00	188.50	7.10	22,304.40	.9%
552400	IN SERVICE/STAFF DEVELOPME	0.00	6,000.00	1,325.00	0.00	4,675.00	22.1%
572200	REGULAR INSTRUCTION EQUIPM	0.00	12,500.00	0.00	0.00	12,500.00	.0%
	TOTAL EARLY CHILDHOOD EDUCATIO	0.00	2,736,668.00	280,392.50	7.10	2,456,268.40	10.2%
<b>82130: PRINCIPAL ON NOTES</b>							
561000	PRINCIPAL ON LEASE	0.00	6,175,498.00	0.00	0.00	6,175,498.00	.0%
	TOTAL PRINCIPAL ON NOTES	0.00	6,175,498.00	0.00	0.00	6,175,498.00	.0%
<b>82250: INTEREST ON NOTES</b>							
561100	INTEREST ON LEASE	0.00	104,103.00	0.00	0.00	104,103.00	.0%
	TOTAL INTEREST ON NOTES	0.00	104,103.00	0.00	0.00	104,103.00	.0%
<b>09100: TRANSFERS OUT</b>							
562000	DEBT SRVC CONTRIB TO PRIM	0.00	196,324.00	0.00	0.00	196,324.00	.0%
	TOTAL TRANSFERS OUT	0.00	196,324.00	0.00	0.00	196,324.00	.0%
	TOTAL GENERAL PURPOSE SCHOOL	0.00	346,443,699.00	44,370,531.44	4,657,117.15	297,416,050.41	14.2%

**Federal Projects Fund  
Balance Sheet  
For the Period Ending  
September 30, 2022**

<b>Assets:</b>		
Cash on Deposit w/Trustee	2,822,763.80	
Accounts Receivable	53.96	
Due From Other Governments	0.00	
Due From Other Funds	0.00	
Prepaid Expenses	<u>0.00</u>	
<b>Total Assets</b>		<b>2,822,817.76</b>
Estimated Revenues	83,716,382.05	
Less Revenues Rec'd to Date	<u>(1,678,412.46)</u>	
Estimated Revenues not Received		<u>82,037,969.59</u>
<b>Total Debits</b>		<b><u>84,860,787.35</u></b>
<b>Liabilities:</b>		
Accounts Payable	1,589.88	
Accrued Payroll	0.00	
Payroll Deductions	9,149.76	
Advances From Other Funds	0.00	
Due to Primary Government	0.00	
Due to Other Funds	<u>925,775.64</u>	
<b>Total Liabilities</b>		<b>936,515.28</b>
<b>Appropriations</b>		
From Estimated Revenues	83,716,382.05	
From Estimated Reserves	<u>870,191.54</u>	
<b>Total Appropriations</b>		<b>84,586,573.59</b>
Less Expenditures	(8,665,845.86)	
Less Encumbrances	<u>(6,551,568.01)</u>	
<b>Total Expenditures &amp; Encumbrances</b>		<b><u>(15,217,413.87)</u></b>
<b>Unencumbered Budget Balance</b>		<b>69,369,159.72</b>
<b>Reserves:</b>		
Reserve for Encumbrances - Current Year	6,551,568.01	
Reserve for Encumbrances - Prior Year	-	
Committed for Education	8,000,000.00	
Restricted for Education 6/30/22	873,735.88	
Less Appropriations	(870,191.54)	
Plus Adjustments	-	
Estimated Reserve 6/30/23	<u>3,544.34</u>	
<b>Total Reserves</b>		<b><u>14,555,112.35</u></b>
<b>Total Credits</b>		<b><u>84,860,787.35</u></b>



**Federal Projects Fund  
Cash Reconciliation  
September 30, 2022**

Cash on Deposit with Trustee	6,339,852.45	
Plus Receipts for Month	<u>1,338,561.15</u>	
Total Available Funds		7,678,413.60
Less Cash Disbursements:		
Warrants Issued	(3,093,078.42)	
Wire Transfers	<u>(1,763,611.79)</u>	
Total Cash Disbursements		(4,856,690.21)
Plus Voided Checks		<u>1,040.41</u>
Book Balance		2,822,763.80
Plus Outstanding Warrants		995,902.57
Plus Wire Transfers in Transit		0.00
Plus Deposits In-Transit		<u>-</u>
Less Adjustments Between Funds		0.00
<b>Trustee's Report Balance</b>		<b><u><u>3,818,666.37</u></u></b>

# CLARKSVILLE-MONTGOMERY CO. SCHOOL SYSTEM



## YTD BUDGET REPORT 09/30/2022 REVENUE

ACCOUNTS FOR SCHOOL FEDERAL PROJECTS  
 ORIGINAL BALANCE REVENUE NEW ADDL REVENUE ESTIMATED ACTUAL YTD REVENUE REMAINING REVENUE

**00000 NON CHARGE**

47131 VOCAT ED-BASIC GRANTS TO S						
233,598.00	448,961.79	682,559.79	135,657.84		546,901.95	19.9%
47141 ESEA TITLE I						
8,711,982.30	601,253.08	9,313,235.38	688,899.54		8,624,335.84	7.4%
47143 EDUCATION OF THE HANDICAPP						
5,124,632.00	3,161,493.38	8,286,125.38	512,497.19		7,773,628.19	6.2%
47145 SPECIAL ED PRESCHOOL GRANT						
129,932.00	95,325.30	225,257.30	1,845.72		223,411.58	.8%
47146 ENGLISH LANGUAGE ACQUISIIIT						
139,649.96	25,146.00	164,795.96	15,959.53		148,836.43	9.7%
47149 EDUCATION FOR HOMELESS						
81,608.00	67,216.74	148,824.74	0.00		148,824.74	.0%
47189 EISENHOWER PROFESS DEVGRAN						
1,482,042.65	468,983.68	1,951,026.33	91,414.33		1,859,612.00	4.7%
47307 COVID-19 GRANT B						
10,744,957.71	1,739,891.04	12,484,848.75	0.00		12,484,848.75	.0%
47309 COVID 19 GRANT D						
133,000.00	147,000.00	280,000.00	147,000.00		133,000.00	52.5%
47310 COVID-19 GRANT E						
968,880.38	4,140.83	973,021.21	0.00		973,021.21	.0%
47401 ARPA - ESSER 3.0						
35,756,236.98	3,728,644.22	39,484,881.20	0.00		39,484,881.20	.0%
47402 ARP - IDEA PART B						
500,000.00	894,728.00	1,394,728.00	0.00		1,394,728.00	.0%
47403 ARP - IDEA PRESCHOOL						
50,000.00	33,727.07	83,727.07	0.00		83,727.07	.0%
47404 ARP - HOMELESS 1&2						
618,198.02	-6,780.95	611,417.07	0.00		611,417.07	.0%
47590 OTHER FEDERAL THROUGH STAT						
6,755,774.65	876,159.22	7,631,933.87	85,138.31		7,546,795.56	1.1%
47990 OTHER DIRECT FEDERAL						
860,000.00	-860,000.00	0.00	0.00		0.00	.0%
<b>TOTAL NON CHARGE</b>						
72,290,492.65	11,425,889.40	83,716,382.05	1,678,412.46		82,037,969.59	2.0%
<b>TOTAL SCHOOL FEDERAL PROJECTS</b>						
72,290,492.65	11,425,889.40	83,716,382.05	1,678,412.46		82,037,969.59	2.0%

# CLARKSVILLE-MONTGOMERY CO. SCHOOL SYSTEM



## YTD BUDGET REPORT 09/30/2022 EXPENSES

ACCOUNTS TO REPORT: SCHOOL, FEDERAL, PROJECTS, APPROPRIATION, TRANSFER, ADJUSTMENTS, PREVIOUS BUDGET, YTD EXPENSES, ENCUMBRANCES, AVAILABLE BUDGET, POISED

### 71100 REGULAR INSTRUCTION PROGRAM

511600	TEACHERS							
	4,079,379.79	-143,223.24	3,936,156.55	269,220.54	0.00	3,666,936.01	6.8%	
514000	SALARY SUPPLEMENTS							
	500,000.00	-225,360.57	274,639.43	12,210.00	0.00	262,429.43	4.4%	
516300	EDUCATIONAL ASSISTANTS							
	1,210,597.85	157,809.25	1,368,407.10	158,248.06	0.00	1,210,159.04	11.6%	
518900	OTHER SALARIES & WAGES							
	5,063,449.75	-134,797.71	4,928,652.04	389,900.84	0.00	4,538,751.20	7.9%	
519500	SUBSTITUTE TEACHERS CERTIF							
	278,650.00	3,053.86	281,703.86	957.02	0.00	280,746.84	.3%	
519800	SUB TEACHERS NON-CERTIFIED							
	359,481.93	-10,416.23	349,065.70	139,561.48	0.00	209,504.22	40.0%	
520100	SOCIAL SECURITY							
	3,348,688.95	-933.38	3,347,755.57	58,145.99	0.00	3,289,609.58	1.7%	
520400	STATE RETIREMENT							
	1,209,972.00	177,095.31	1,387,067.31	80,085.77	0.00	1,306,981.54	5.8%	
520600	LIFE INSURANCE							
	22,291.21	627.40	22,918.61	432.34	0.00	22,486.27	1.9%	
520700	MEDICAL INSURANCE							
	1,935,315.82	275,116.66	2,210,432.48	101,938.20	0.00	2,108,494.28	4.6%	
521200	EMPLOYER MEDICARE							
	165,384.53	-167.49	165,217.04	13,614.49	0.00	151,602.55	8.2%	
533600	MAINT/REPAIR SRVCS- EQUIP							
	195,000.00	-194,999.99	0.01	0.00	0.00	0.01	.0%	
539900	OTHER CONTRACTED SERVICES							
	645,000.00	-295,245.86	349,754.14	300.00	4,200.00	345,254.14	1.3%	
542900	INSTRUCTIONAL SUPP & MATER							
	321,428.94	159,884.42	481,313.36	23,079.57	18,102.64	440,131.15	8.6%	
543000	TEXTBOOKS - ELECTRONIC							
	18,542.00	0.00	18,542.00	0.00	0.00	18,542.00	.0%	
547100	SOFTWARE							
	26,096.55	77,750.50	103,847.05	33,085.60	32,594.59	38,166.86	63.2%	
572200	REGULAR INSTRUCTION EQUIPM							
	260,000.00	41,246.31	301,246.31	5,341.54	7,837.00	288,067.77	4.4%	
TOTAL REGULAR INSTRUCTION PROG								
	19,639,279.32	-112,560.76	19,526,718.56	1,286,121.44	62,734.23	18,177,862.89	6.9%	

### 71150 ALTERNATIVE INSTRUCTION

# CLARKSVILLE-MONTGOMERY CO. SCHOOL SYSTEM

## YTD BUDGET REPORT 09/30/2022 EXPENSES

ACCOUNT	ORIGINAL APPROPRIATION	REVISIONS	REVISED BUDGET	YTD EXPENDED	PERCENTAGE	AVAILABLE BUDGET	PERCENTAGE
<b>71200. SPECIAL EDUCATION PROGRAM</b>							
511600 TEACHERS							
230,665.67	76,992.44	307,658.11	132,979.01	0.00	174,679.10	43.2%	
516300 EDUCATIONAL ASSISTANTS							
2,032,949.89	134,556.02	2,167,505.91	285,471.10	0.00	1,882,034.81	13.2%	
517100 SPEECH THERAPISTS							
70,000.00	0.00	70,000.00	5,828.58	0.00	64,171.42	8.3%	
518900 OTHER SALARIES & WAGES							
0.00	100,000.00	100,000.00	0.00	0.00	100,000.00	.0%	
519500 SUBSTITUTE TEACHERS CERTIF							
4,500.00	3,500.00	8,000.00	0.00	0.00	8,000.00	.0%	
519800 SUB TEACHERS NON-CERTIFIED							
4,500.00	3,500.00	8,000.00	222.00	0.00	7,778.00	2.8%	
520100 SOCIAL SECURITY							
146,507.96	27,106.65	173,614.61	25,240.09	0.00	148,374.52	14.5%	
520400 STATE RETIREMENT							
242,179.91	79,494.34	321,674.25	39,692.40	0.00	281,981.85	12.3%	
520600 LIFE INSURANCE							
3,100.56	98.80	3,199.36	251.81	0.00	2,947.55	7.9%	
520700 MEDICAL INSURANCE							
881,527.38	-60,841.48	820,685.90	49,988.68	0.00	770,697.22	6.1%	
521200 EMPLOYER MEDICARE							
34,564.28	6,094.51	40,658.79	5,905.52	0.00	34,753.27	14.5%	
531200 CONTRACTS W/ PRIVATE AGENC							
0.00	819,656.85	819,656.85	25,525.51	409,057.74	385,073.60	53.0%	
539900 OTHER CONTRACTED SERVICES							
0.00	9,000.00	9,000.00	0.00	0.00	9,000.00	.0%	

# CLARKSVILLE-MONTGOMERY CO. SCHOOL SYSTEM



## YTD BUDGET REPORT 09/30/2022 EXPENSES

ACCOUNTS FOR 22 SCHOOL FEDERAL PROJECTS  
 MONITORING TAB REPORTS TRANSFER ADJUSTS REVENUE BUDGET YTD EXPENDED YTD ENCUMBRANCES AVAILABLE BALANCE USED

542900 INSTRUCTIONAL SUPP & MATER	0.00	79,731.16	79,731.16	0.00	1,325.00	78,406.16	1.7%
549900 OTHER SUPPLIES AND MATERIA	479,155.00	-356,031.93	123,123.07	10,327.71	21,652.85	91,142.51	26.0%
559900 OTHER CHARGES	0.00	15,000.00	15,000.00	294.00	0.00	14,706.00	2.0%
572500 SPECIAL EDUCATION EQUIPMEN	0.00	150,994.24	150,994.24	50,422.75	11,297.68	89,273.81	40.9%
TOTAL SPECIAL EDUCATION PROGRA	4,129,650.65	1,088,851.60	5,218,502.25	632,149.16	443,333.27	4,143,019.82	20.6%

### 71300 VOCATIONAL EDUCATION PROGRAM

511600 TEACHERS	152,063.53	-18,680.85	133,382.68	13,517.62	0.00	119,865.06	10.1%
516200 CLERICAL PERSONNEL	17,000.00	-16,997.93	2.07	587.79	0.00	-585.72	28395.7%
516300 EDUCATIONAL ASSISTANTS	12,466.24	418.55	12,884.79	1,920.16	0.00	10,964.63	14.9%
518900 OTHER SALARIES & WAGES	313,902.44	1,256.32	315,158.76	38,874.87	0.00	276,283.89	12.3%
519500 SUBSTITUTE TEACHERS CERTIF	0.00	10,375.00	10,375.00	0.00	0.00	10,375.00	.0%
519800 SUB TEACHERS NON-CERTIFIED	0.00	12,563.00	12,563.00	93.00	0.00	12,470.00	.7%
520100 SOCIAL SECURITY	31,003.17	-582.57	30,420.60	3,353.95	0.00	27,066.65	11.0%
520400 STATE RETIREMENT	53,520.44	5,801.53	59,321.97	4,628.01	0.00	54,693.96	7.8%
520600 LIFE INSURANCE	100.26	49.73	149.99	25.06	0.00	124.93	16.7%
520700 MEDICAL INSURANCE	161,792.60	-14,484.79	147,307.81	2,203.50	0.00	145,104.31	1.5%
521200 EMPLOYER MEDICARE	8,283.68	-168.73	8,114.95	784.40	0.00	7,330.55	9.7%
533600 MAINT/REPAIR SRVCS- EQUIP	0.00	1,000.00	1,000.00	0.00	0.00	1,000.00	.0%
539900 OTHER CONTRACTED SERVICES	0.00	5,000.00	5,000.00	0.00	0.00	5,000.00	.0%
542900 INSTRUCTIONAL SUPP & MATER	0.00	85,500.00	85,500.00	54,993.25	0.00	30,506.75	64.3%

# CLARKSVILLE-MONTGOMERY CO. SCHOOL SYSTEM



## YTD BUDGET REPORT 09/30/2022 EXPENSES

REPORT FOR: 09/30/2022  
 ACCOUNTS FOR: 2022 SCHOOL FEDERAL PROJECTS  
 ORIGINAL APPROPRIATION TRANSFERS/ADJUSTMENTS ORIGINAL BUDGET YTD EXPENDED ENCUMBRANCES AVAILABLE BUDGET % USED

549900 OTHER SUPPLIES AND MATERIA							
28,678.00	61,650.19	90,328.19	32,642.63	1,305.00	56,380.56	37.6%	
573000 VOCATIONAL INSTRUCTION EQU							
0.00	136,572.79	136,572.79	2,884.83	2,865.50	130,822.46	4.2%	
TOTAL VOCATIONAL EDUCATION PRO							
778,810.36	269,272.24	1,048,082.60	156,509.07	4,170.50	887,403.03	15.3%	

### 22610 ATTENDANCE

518900 OTHER SALARIES & WAGES						
0.00	5,261.63	5,261.63	0.00	0.00	5,261.63	.0%
520100 SOCIAL SECURITY						
0.00	326.22	326.22	0.00	0.00	326.22	.0%
520400 STATE RETIREMENT						
0.00	1,107.70	1,107.70	0.00	0.00	1,107.70	.0%
521200 EMPLOYER MEDICARE						
0.00	76.29	76.29	0.00	0.00	76.29	.0%
TOTAL ATTENDANCE	0.00	6,771.84	6,771.84	0.00	6,771.84	.0%

### 22120 HEALTH SERVICES

513100 MEDICAL PERSONNEL						
2,141,240.47	351,634.61	2,492,875.08	136,669.09	0.00	2,356,205.99	5.5%
518800 BONUS PAYMENTS						
75,000.00	-52,000.00	23,000.00	0.00	0.00	23,000.00	.0%
518900 OTHER SALARIES & WAGES						
4,000.00	102,670.43	106,670.43	49,770.22	0.00	56,900.21	46.7%
520100 SOCIAL SECURITY						
139,586.82	21,296.08	160,882.90	11,439.13	0.00	149,443.77	7.1%
520400 STATE RETIREMENT						
264,064.37	128,261.10	392,325.47	15,504.48	0.00	376,820.99	4.0%
520600 LIFE INSURANCE						
1,230.10	-50.03	1,180.07	67.92	0.00	1,112.15	5.8%
520700 MEDICAL INSURANCE						
793,782.66	15,810.35	809,593.01	17,695.74	0.00	791,897.27	2.2%
521200 EMPLOYER MEDICARE						
32,657.75	4,808.51	37,466.26	2,675.24	0.00	34,791.02	7.1%

# CLARKSVILLE-MONTGOMERY CO. SCHOOL SYSTEM



## YTD BUDGET REPORT 09/30/2022 EXPENSES

ACCOUNTS FOR THE YEAR SCHOOL FEDERAL PROJECTS  
 ORIGINAL APPROPRIAL APPROPRIATION TRANSFER SUBJECTS REVISSED BUDGET EXPENSES EXPENSES ENGAGEMENTS AVAILABLE BUDGET BUDGET

529900 OTHER FRINGE BENEFITS								
241,488.00	-241,488.00		0.00	0.00	0.00	0.00	0.00	.0%
530700 COMMUNICATION								
2,850.00	0.00		2,850.00	0.00	0.00	0.00	2,850.00	.0%
534800 POSTAL CHARGES								
5,216.00	0.00		5,216.00	0.00	0.00	0.00	5,216.00	.0%
535500 TRAVEL								
5,000.00	-646.25		4,353.75	34.81	0.00	0.00	4,318.94	.8%
539900 OTHER CONTRACTED SERVICES								
0.00	264,232.00		264,232.00	37,128.00	42,872.00	184,232.00		30.3%
541300 DRUGS AND MEDICAL SUPPLIES								
1,500,000.00	-116,598.43		1,383,401.57	-62.81	543.91	1,382,920.47		.0%
547100 SOFTWARE								
0.00	100,000.00		100,000.00	0.00	33,312.00	66,688.00		33.3%
549900 OTHER SUPPLIES AND MATERIA								
49,422.89	185,000.00		234,422.89	23,905.57	15,410.00	195,107.32		16.8%
559900 OTHER CHARGES								
285,000.00	-284,350.00		650.00	0.00	0.00	650.00		.0%
573500 HEALTH EQUIPMENT								
300,000.00	-14,451.06		285,548.94	106,032.00	29,933.82	149,583.12		47.6%
579000 OTHER EQUIPMENT								
192,320.00	80,501.99		272,821.99	2,340.23	35,895.78	234,585.98		14.0%
TOTAL HEALTH SERVICES								
6,032,859.06	544,631.30		6,577,490.36	403,199.62	157,967.51	6,016,323.23		8.5%

### 22150 OTHER STUDENT SUPPORT

512300 GUIDANCE PERSONNEL								
619,694.60	-6,200.25		613,494.35	90,494.84	0.00	522,999.51		14.8%
513000 SOCIAL WORKERS								
264,386.00	-282.95		264,103.05	17,073.20	0.00	247,029.85		6.5%
514600 BUS DRIVERS								
76,000.00	0.00		76,000.00	0.00	0.00	76,000.00		.0%
516200 CLERICAL PERSONNEL								
26,300.00	1,296.20		27,596.20	4,770.70	0.00	22,825.50		17.3%
518800 BONUS PAYMENTS								
300,000.00	92,350.00		392,350.00	0.00	0.00	392,350.00		.0%
518900 OTHER SALARIES & WAGES								
752,041.25	93,376.88		845,418.13	50,912.54	0.00	794,505.59		6.0%
520100 SOCIAL SECURITY								
110,507.47	4,671.98		115,179.45	9,744.73	0.00	105,434.72		8.5%

# CLARKSVILLE-MONTGOMERY CO. SCHOOL SYSTEM

## YTD BUDGET REPORT 09/30/2022 EXPENSES

ACCOUNT FOR	FEDERAL PROJECTS	APPROPRIATION	TRANSFERS	ADJUSTMENTS	REVENUES	BUDGET	YTD EXPENDITURE	PERCENTAGE	AVAIL	PERCENT	USED
520400 STATE RETIREMENT											
	172,766.09	18,732.55				191,498.64	13,906.57	0.00	177,592.07	7.3%	
520600 LIFE INSURANCE											
	609.36	67.73				677.09	79.78	0.00	597.31	11.8%	
520700 MEDICAL INSURANCE											
	302,939.36	42,284.11				345,223.47	19,889.80	0.00	325,333.67	5.8%	
521200 EMPLOYER MEDICARE											
	26,903.68	1,334.84				28,238.52	2,279.03	0.00	25,959.49	8.1%	
530700 COMMUNICATION											
	135,514.00	2,000.00				137,514.00	701.31	0.00	136,812.69	.5%	
533600 MAINT/REPAIR SRVCS- EQUIP											
	27,000.00	0.00				27,000.00	0.00	0.00	27,000.00	.0%	
534800 POSTAL CHARGES											
	2,000.00	11,099.54				13,099.54	0.00	6,208.10	6,891.44	47.4%	
535500 TRAVEL											
	17,141.33	51,080.00				68,221.33	1,610.94	0.00	66,610.39	2.4%	
539900 OTHER CONTRACTED SERVICES											
	402,319.53	96,938.18				499,257.71	24,894.71	133,920.02	340,442.98	31.8%	
549900 OTHER SUPPLIES AND MATERIA											
	67,859.00	103,794.46				171,653.46	3,786.29	1,406.50	166,460.67	3.0%	
552400 IN SERVICE/STAFF DEVELOPME											
	12,183.76	39,368.38				51,552.14	25,791.16	1,015.00	24,745.98	52.0%	
559900 OTHER CHARGES											
	206,503.00	37,007.96				243,510.96	122.76	37.88	243,350.32	.1%	
579000 OTHER EQUIPMENT											
	94,090.52	-13,678.78				80,411.74	7,920.09	0.00	72,491.65	9.8%	
<b>TOTAL OTHER STUDENT SUPPORT</b>	<b>3,616,758.95</b>	<b>575,240.83</b>				<b>4,191,999.78</b>	<b>273,978.45</b>	<b>142,587.50</b>	<b>3,775,433.83</b>	<b>9.9%</b>	
<b>72210 REGULAR INSTRUCTION SUPPORT</b>											
510500 SUPERVISOR/DIRECTOR											
	414,403.21	41,636.38				456,039.59	128,845.08	0.00	327,194.51	28.3%	
513800 INSTRUCTIONAL COMPUTER PER											
	207,814.28	1,489.75				209,304.03	35,134.98	0.00	174,169.05	16.8%	
516100 SECRETARY(S)											
	21,493.00	88.34				21,581.34	5,322.08	0.00	16,259.26	24.7%	
516200 CLERICAL PERSONNEL											
	0.00	1.03				1.03	0.00	0.00	1.03	.0%	
516300 EDUCATIONAL ASSISTANTS											
	0.00	569.59				569.59	0.00	0.00	569.59	.0%	



# CLARKSVILLE-MONTGOMERY CO. SCHOOL SYSTEM



## YTD BUDGET REPORT 09/30/2022 EXPENSES

ACCOUNTS FOR STATE SCHOOL FEDERAL PROJECTS	ORIGINAL APPROP	TRANSFERS/ADJUSTS	REVISED BUDGET	YTD EXPENDED	PERCENT BUDGET	AVAILABLE BUDGET	PERCENT USED
516800 TEMPORARY PERSONNEL	0.00	1,392.50	1,392.50	0.00	0.00	1,392.50	.0%
518900 OTHER SALARIES & WAGES	6,372,203.13	-533,787.22	5,838,415.91	606,501.19	0.00	5,231,914.72	10.4%
519500 SUBSTITUTE TEACHERS CERTIF	24,049.56	17,027.44	41,077.00	0.00	0.00	41,077.00	.0%
519800 SUB TEACHERS NON-CERTIFIED	40,944.35	83.77	41,028.12	550.02	0.00	40,478.10	1.3%
520100 SOCIAL SECURITY	428,520.22	20,170.91	448,691.13	46,237.24	0.00	402,453.89	10.3%
520400 STATE RETIREMENT	764,259.41	-12,377.52	751,881.89	68,008.01	0.00	683,873.88	9.0%
520600 LIFE INSURANCE	3,543.26	-93.96	3,449.30	386.97	0.00	3,062.33	11.2%
520700 MEDICAL INSURANCE	1,071,201.27	-29,951.83	1,041,249.44	116,878.08	0.00	924,371.36	11.2%
521200 EMPLOYER MEDICARE	108,837.47	-3,924.53	104,912.94	10,813.53	0.00	94,099.41	10.3%
530800 CONSULTANTS	7,000.00	0.00	7,000.00	0.00	0.00	7,000.00	.0%
535500 TRAVEL	1,750.00	0.00	1,750.00	0.00	0.00	1,750.00	.0%
539900 OTHER CONTRACTED SERVICES	228,963.17	85,237.29	314,200.46	25,232.20	86,347.80	202,620.46	35.5%
543200 LIBRARY BOOKS/MEDIA	10,000.00	6,977.27	16,977.27	0.00	9,995.57	6,981.70	58.9%
543700 PERIODICALS	500.00	849.00	1,349.00	0.00	374.50	974.50	27.8%
547100 SOFTWARE	280,609.15	0.00	280,609.15	0.00	510.22	280,098.93	.2%
549900 OTHER SUPPLIES AND MATERIA	156,680.00	42,598.67	199,278.67	2,504.43	3,937.63	192,836.61	3.2%
552400 IN SERVICE/STAFF DEVELOPME	367,866.39	222,363.89	590,230.28	31,186.89	4,093.20	554,950.19	6.0%
559900 OTHER CHARGES	161,668.37	1,302,656.18	1,464,324.55	0.00	0.00	1,464,324.55	.0%
579000 OTHER EQUIPMENT	750.00	0.00	750.00	167.80	2,890.00	-2,307.80	407.7%
TOTAL REGULAR INSTRUCTION SUPP	10,673,056.24	1,163,006.95	11,836,063.19	1,077,768.50	108,148.92	10,650,145.77	10.0%

### ~~72215 ALTERNATIVE INSTRUCT+SUPPORT~~

# CLARKSVILLE-MONTGOMERY CO. SCHOOL SYSTEM

the bp solution

## YTD BUDGET REPORT 09/30/2022 EXPENSES

FOR 2022

ACCOUNTS FEDERAL SCHOOL FEDERAL PROJECTS  
 GENERAL APPROPRIATIONS MAJOR DIVISIONS REVENUES BUDGETED BUDGETED BUDGETED BUDGETED BUDGETED BUDGETED BUDGETED

518900 OTHER SALARIES & WAGES	0.00	5,000.00	5,000.00	0.00	0.00	5,000.00	.0%
520100 SOCIAL SECURITY	0.00	310.00	310.00	0.00	0.00	310.00	.0%
520400 STATE RETIREMENT	0.00	675.00	675.00	0.00	0.00	675.00	.0%
521200 EMPLOYER MEDICARE	0.00	72.50	72.50	0.00	0.00	72.50	.0%
TOTAL ALTERNATIVE INSTRUCT SUP	0.00	6,057.50	6,057.50	0.00	0.00	6,057.50	.0%

**72220 SPECIAL EDUCATION-SUPPORT**

512400 PSYCHOLOGICAL PERSONNEL	580,000.00	0.00	580,000.00	125,695.88	0.00	454,304.12	21.7%
513100 MEDICAL PERSONNEL	124,000.00	0.00	124,000.00	21,726.64	0.00	102,273.36	17.5%
516100 SECRETARY(S)	56,000.00	3.59	56,003.59	12,787.20	0.00	43,216.39	22.8%
516200 CLERICAL PERSONNEL	0.00	79.52	79.52	0.00	0.00	79.52	.0%
518900 OTHER SALARIES & WAGES	515,000.00	77,088.32	592,088.32	138,766.11	0.00	453,322.21	23.4%
520100 SOCIAL SECURITY	78,930.00	10,210.62	89,140.62	17,871.18	0.00	71,269.44	20.0%
520400 STATE RETIREMENT	110,545.00	15,418.40	125,963.40	25,786.03	0.00	100,177.37	20.5%
520600 LIFE INSURANCE	750.00	0.00	750.00	110.01	0.00	639.99	14.7%
520700 MEDICAL INSURANCE	251,000.00	0.00	251,000.00	35,651.23	0.00	215,348.77	14.2%
521200 EMPLOYER MEDICARE	19,220.00	2,063.84	21,283.84	4,179.52	0.00	17,104.32	19.6%
531200 CONTRACTS W/ PRIVATE AGENC	0.00	193,544.71	193,544.71	20,583.91	0.00	172,960.80	10.6%
534800 POSTAL CHARGES	0.00	100.00	100.00	0.00	0.00	100.00	.0%
535500 TRAVEL	0.00	26,000.00	26,000.00	199.49	0.00	25,800.51	.8%
539900 OTHER CONTRACTED SERVICES	0.00	22,437.90	22,437.90	1,125.00	14,625.00	6,687.90	70.2%

# CLARKSVILLE-MONTGOMERY CO. SCHOOL SYSTEM

## YTD BUDGET REPORT 09/30/2022 EXPENSES

ACCOUNTS FOR 217 SCHOOL FEDERAL PROJECTS  
 PROJECTS FOR CAPITAL APPROPRIATION FOR ADOLESCENTS AND SENIORS FOR EXPENSES FOR CONTINGENCIES AVAILABLE BUDGET COUNCIL

549900 OTHER SUPPLIES AND MATERIA	0.00	33,500.00	33,500.00	389.02	1,291.85	31,819.13	5.0%
552400 IN SERVICE/STAFF DEVELOPME	0.00	35,000.00	35,000.00	1,533.99	1,798.50	31,667.51	9.5%
559900 OTHER CHARGES	350,000.00	-300,158.00	49,842.00	105.45	0.00	49,736.55	.2%
579000 OTHER EQUIPMENT	0.00	242,419.37	242,419.37	424.26	0.00	241,995.11	.2%
TOTAL SPECIAL EDUCATION SUPPOR	2,085,445.00	357,708.27	2,443,153.27	406,934.92	17,715.35	2,018,503.00	17.4%

### 72230 VOCATIONAL EDUCATION SUPPORT

516200 CLERICAL PERSONNEL	0.00	3,000.00	3,000.00	0.00	0.00	3,000.00	.0%
518900 OTHER SALARIES & WAGES	0.00	5,000.00	5,000.00	0.00	0.00	5,000.00	.0%
520100 SOCIAL SECURITY	0.00	500.00	500.00	0.00	0.00	500.00	.0%
520400 STATE RETIREMENT	0.00	957.00	957.00	0.00	0.00	957.00	.0%
520600 LIFE INSURANCE	0.00	1.63	1.63	0.00	0.00	1.63	.0%
520700 MEDICAL INSURANCE	0.00	900.00	900.00	0.00	0.00	900.00	.0%
521200 EMPLOYER MEDICARE	0.00	117.50	117.50	0.00	0.00	117.50	.0%
535500 TRAVEL	0.00	2,000.00	2,000.00	174.91	0.00	1,825.09	8.7%
552400 IN SERVICE/STAFF DEVELOPME	0.00	7,000.00	7,000.00	1,759.77	100.00	5,140.23	26.6%
TOTAL VOCATIONAL EDUCATION SUP	0.00	19,476.13	19,476.13	1,934.68	100.00	17,441.45	10.4%

### 72250 TECHNOLOGY

512000 COMPUTER PROGRAMMER(S)	100,746.00	0.00	100,746.00	0.00	0.00	100,746.00	.0%
-------------------------------	------------	------	------------	------	------	------------	-----

# CLARKSVILLE-MONTGOMERY CO. SCHOOL SYSTEM

## YTD BUDGET REPORT 09/30/2022 EXPENSES

FOR 2022  
 ACCOUNTS FROM THE SCHOOL FEDERAL PROTECTIONS  
 ORIGINAL APPROPRIATION ADJUSTMENTS REVENUE BUDGET EXPENSES ENCUMBRANCES YTD BUDGET YTD

516100 SECRETARY(S)	0.00	0.42	0.42	0.00	0.00	0.42	.0%
518900 OTHER SALARIES & WAGES	111,472.00	44,357.29	155,829.29	31,623.75	0.00	124,205.54	20.3%
520100 SOCIAL SECURITY	5,209.37	2,750.17	7,959.54	1,960.69	0.00	5,998.85	24.6%
520400 STATE RETIREMENT	13,608.00	1,270.00	14,878.00	0.00	0.00	14,878.00	.0%
520600 LIFE INSURANCE	96.00	0.00	96.00	0.00	0.00	96.00	.0%
520700 MEDICAL INSURANCE	51,849.00	0.00	51,849.00	0.00	0.00	51,849.00	.0%
521200 EMPLOYER MEDICARE	3,077.83	643.19	3,721.02	458.54	0.00	3,262.48	12.3%
530700 COMMUNICATION	86,697.82	-10,055.76	76,642.06	27,760.71	0.00	48,881.35	36.2%
535000 INTERNET CONNECTIVITY	1,226,815.89	114,259.00	1,341,074.89	130,166.34	484,007.66	726,900.89	45.8%
547100 SOFTWARE	759,640.24	-18,000.00	741,640.24	0.00	59,750.00	681,890.24	8.1%
549900 OTHER SUPPLIES AND MATERIA	70,124.65	138,400.00	208,524.65	0.00	183,400.00	25,124.65	88.0%
579000 OTHER EQUIPMENT	163,597.00	74,549.99	238,146.99	35,040.00	16,000.00	187,106.99	21.4%
TOTAL TECHNOLOGY	2,592,933.80	348,174.30	2,941,108.10	227,010.03	743,157.66	1,970,940.41	33.0%

### 72260 ADULT EDUCATION SUPPORT

518900 OTHER SALARIES & WAGES	0.00	5,000.00	5,000.00	0.00	0.00	5,000.00	.0%
520100 SOCIAL SECURITY	0.00	310.00	310.00	0.00	0.00	310.00	.0%
520400 STATE RETIREMENT	0.00	890.10	890.10	0.00	0.00	890.10	.0%
521200 EMPLOYER MEDICARE	0.00	72.50	72.50	0.00	0.00	72.50	.0%
TOTAL ADULT EDUCATION SUPPORT	0.00	6,272.60	6,272.60	0.00	0.00	6,272.60	.0%

### 72320 DIRECTOR OF SCHOOLS

# CLARKSVILLE-MONTGOMERY CO. SCHOOL SYSTEM



## YTD BUDGET REPORT 09/30/2022 EXPENSES

FOR 2022

ACCOUNTS FOR LOCAL SCHOOL FEDERAL PROJECTS  
 ORIGINAL APPROPRIATION TRANSFER ADJUSTS REVISED BUDGET YTD EXPENSED ENCUMBRANCES AVAILABLE BUDGET USED

516100 SECRETARY(S)	0.00	948.85	948.85	0.00	0.00	948.85	.0%
516200 CLERICAL PERSONNEL	0.00	1,615.87	1,615.87	0.00	0.00	1,615.87	.0%
518900 OTHER SALARIES & WAGES	0.00	10,003.38	10,003.38	0.00	0.00	10,003.38	.0%
520100 SOCIAL SECURITY	0.00	154,231.29	154,231.29	0.00	0.00	154,231.29	.0%
520400 STATE RETIREMENT	0.00	1,800.90	1,800.90	0.00	0.00	1,800.90	.0%
521200 EMPLOYER MEDICARE	0.00	2,182.71	2,182.71	0.00	0.00	2,182.71	.0%
TOTAL DIRECTOR OF SCHOOLS	0.00	170,783.00	170,783.00	0.00	0.00	170,783.00	.0%

### 72410 OFFICE OF THE PRINCIPAL

511900 ACCOUNTANTS/BOOKKEEPERS	48,466.41	12,694.02	61,160.43	7,512.96	0.00	53,647.47	12.3%
513900 ASSISTANT PRINCIPALS	197,784.09	7,307.90	205,091.99	46,725.59	0.00	158,366.40	22.8%
516200 CLERICAL PERSONNEL	0.00	20,598.06	20,598.06	0.00	0.00	20,598.06	.0%
518900 OTHER SALARIES & WAGES	0.00	123,096.44	123,096.44	1,850.00	0.00	121,246.44	1.5%
520100 SOCIAL SECURITY	15,872.65	10,374.61	26,247.26	3,337.16	0.00	22,910.10	12.7%
520400 STATE RETIREMENT	36,636.40	29,111.57	65,747.97	4,859.56	0.00	60,888.41	7.4%
520600 LIFE INSURANCE	56.80	20.72	77.52	20.40	0.00	57.12	26.3%
520700 MEDICAL INSURANCE	21,512.50	8,349.50	29,862.00	8,540.28	0.00	21,321.72	28.6%
521200 EMPLOYER MEDICARE	3,712.15	2,393.95	6,106.10	780.46	0.00	5,325.64	12.8%
TOTAL OFFICE OF THE PRINCIPAL	324,041.00	213,946.77	537,987.77	73,626.41	0.00	464,361.36	13.7%

### 72510 FISCAL SERVICES

# CLARKSVILLE-MONTGOMERY CO. SCHOOL SYSTEM

11/21/2022  
3:10 PM  
370 SOLUTION

## YTD BUDGET REPORT 09/30/2022 EXPENSES

ACCOUNTS FOR ALL SCHOOL FEDERAL PROJECTS  
 ORIGINAL APPROPRIATION / ADJUSTMENTS / SERVICES / PROJECTS / WADT EXPENSES / ENCUMBRANCES / AVAILABLE BUDGET / BUDGET USED

511900 ACCOUNTANTS/BOOKKEEPERS							
476,197.82	9,878.22	486,076.04	22,375.50	0.00	463,700.54	4.6%	
518900 OTHER SALARIES & WAGES							
0.00	8,052.67	8,052.67	0.00	0.00	8,052.67	.0%	
520100 SOCIAL SECURITY							
3,263.94	1,203.12	4,467.06	1,344.24	0.00	3,122.82	30.1%	
520400 STATE RETIREMENT							
7,076.25	1,794.98	8,871.23	2,419.34	0.00	6,451.89	27.3%	
520600 LIFE INSURANCE							
0.00	0.78	0.78	6.24	0.00	-5.46	800.0%	
520700 MEDICAL INSURANCE							
99,379.20	-1,736.90	97,642.30	1,728.40	0.00	95,913.90	1.8%	
521200 EMPLOYER MEDICARE							
763.37	309.41	1,072.78	314.38	0.00	758.40	29.3%	
535500 TRAVEL							
0.00	3,339.64	3,339.64	165.96	0.00	3,173.68	5.0%	
539900 OTHER CONTRACTED SERVICES							
0.00	46,200.00	46,200.00	0.00	46,200.00	0.00	100.0%	
570100 ADMINISTRATIVE EQUIPMENT							
6,004.30	11,500.00	17,504.30	0.00	0.00	17,504.30	.0%	
TOTAL FISCAL SERVICES							
592,684.88	80,541.92	673,226.80	28,354.06	46,200.00	598,672.74	11.1%	

### 72520 HUMAN RESOURCES

510500 SUPERVISOR/DIRECTOR						
144,270.62	1,580.04	145,850.66	23,424.51	0.00	122,426.15	16.1%
516100 SECRETARY(S)						
128,200.79	2,429.84	130,630.63	12,028.80	0.00	118,601.83	9.2%
518900 OTHER SALARIES & WAGES						
0.00	7,000.00	7,000.00	0.00	0.00	7,000.00	.0%
520100 SOCIAL SECURITY						
16,984.80	713.45	17,698.25	2,170.63	0.00	15,527.62	12.3%
520400 STATE RETIREMENT						
36,938.91	2,413.92	39,352.83	3,659.49	0.00	35,693.34	9.3%
520600 LIFE INSURANCE						
108.15	8.88	117.03	11.76	0.00	105.27	10.0%
520700 MEDICAL INSURANCE						
75,009.86	-1,062.44	73,947.42	1,443.48	0.00	72,503.94	2.0%
521200 EMPLOYER MEDICARE						
3,972.25	136.47	4,108.72	507.64	0.00	3,601.08	12.4%

# CLARKSVILLE-MONTGOMERY CO. SCHOOL SYSTEM

## YTD BUDGET REPORT 09/30/2022 EXPENSES

REPORT FOR 2022-23

ACCOUNTS FOR ALL SCHOOL FEDERAL PROJECTS  
 ORIGINALS APPROVED BY TRAINERS/ADJUSTERS FOR SERVICES QUINCE PARTIALS TO BE EXPANDED BY ENCUMBRANCES TO AVOID BUDGETARY

529900 OTHER FRINGE BENEFITS							
96.00	-96.00	0.00	0.00	0.00	0.00	0.00	.0%
TOTAL HUMAN RESOURCES							
405,581.38	13,124.16	418,705.54	43,246.31	0.00	375,459.23	10.3%	

### 2610 OPERATION OF PLANT

510500 SUPERVISOR/DIRECTOR							
180,000.00	-20,780.75	159,219.25	20,563.24	0.00	138,656.01	12.9%	
516100 SECRETARY(S)							
0.00	7.61	7.61	0.00	0.00	7.61	.0%	
516600 CUSTODIAL PERSONNEL							
98,401.45	46,777.87	145,179.32	26,779.97	0.00	118,399.35	18.4%	
518700 OVERTIME PAY							
0.00	0.00	0.00	120.49	0.00	-120.49	100.0%	
518900 OTHER SALARIES & WAGES							
0.00	99,729.97	99,729.97	1,000.00	0.00	98,729.97	1.0%	
520100 SOCIAL SECURITY							
17,153.51	7,957.94	25,111.45	2,972.36	0.00	22,139.09	11.8%	
520400 STATE RETIREMENT							
41,490.27	24,426.13	65,916.40	4,758.49	0.00	61,157.91	7.2%	
520600 LIFE INSURANCE							
288.00	-24.14	263.86	9.36	0.00	254.50	3.5%	
520700 MEDICAL INSURANCE							
155,142.00	-5,514.23	149,627.77	2,136.40	0.00	147,491.37	1.4%	
521200 EMPLOYER MEDICARE							
4,012.30	1,861.17	5,873.47	695.13	0.00	5,178.34	11.8%	
535100 RENTALS							
0.00	1,001.00	1,001.00	0.00	0.00	1,001.00	.0%	
535500 TRAVEL							
0.00	11,733.84	11,733.84	0.00	0.00	11,733.84	.0%	
541000 CUSTODIAL SUPPLIES							
0.00	31,093.20	31,093.20	1,012.35	0.00	30,080.85	3.3%	
572000 PLANT OPERATION EQUIPMENT							
4,444,630.76	1,333,626.36	5,778,257.12	2,221,076.02	1,236,813.89	2,320,367.21	59.8%	
TOTAL OPERATION OF PLANT							
4,941,118.29	1,531,895.97	6,473,014.26	2,281,123.81	1,236,813.89	2,955,076.56	54.3%	

### 22020 MAINTENANCE OF PLANT

# CLARKSVILLE-MONTGOMERY CO. SCHOOL SYSTEM



## YTD BUDGET REPORT 09/30/2022 EXPENSES

~~FOR 2022 FUND 1000 DEPARTMENT 1000 PROJECTS~~  
~~ACCOUNTS FOR CAPITAL ASSETS DEBT SERVICE PROJECTS~~  
~~FOR ORIGINAL APPROVED CONTRACTS ADDITIONAL TRAVELS ADDITIONAL EXTENDED EMPLOYMENT~~

510500 SUPERVISOR/DIRECTOR	261,000.00	0.00	261,000.00	0.00	0.00	261,000.00	.0%
516100 SECRETARY(S)	0.00	668.14	668.14	0.00	0.00	668.14	.0%
516700 MAINTENANCE PERSONNEL	0.00	6,465.14	6,465.14	0.00	0.00	6,465.14	.0%
518900 OTHER SALARIES & WAGES	0.00	20,000.00	20,000.00	0.00	0.00	20,000.00	.0%
520100 SOCIAL SECURITY	16,182.00	1,684.22	17,866.22	0.00	0.00	17,866.22	.0%
520400 STATE RETIREMENT	34,060.50	3,805.00	37,865.50	0.00	0.00	37,865.50	.0%
520600 LIFE INSURANCE	192.00	0.00	192.00	0.00	0.00	192.00	.0%
520700 MEDICAL INSURANCE	103,428.00	-2,117.24	101,310.76	0.00	0.00	101,310.76	.0%
521200 EMPLOYER MEDICARE	3,784.50	393.86	4,178.36	0.00	0.00	4,178.36	.0%
533500 REPAIR SERVICES-BUILDINGS	7,630,396.00	-371,868.53	7,258,527.47	567,750.24	143,158.21	6,547,619.02	9.8%
559900 OTHER CHARGES	99,930.94	-35,426.51	64,504.43	18,668.15	32,969.83	12,866.45	80.1%
571700 MAINTENANCE EQUIPMENT	654.00	0.00	654.00	0.00	0.00	654.00	.0%
TOTAL MAINTENANCE OF PLANT	8,149,627.94	-376,395.92	7,773,232.02	586,418.39	176,128.04	7,010,685.59	9.8%

### 72710: TRANSPORTATION

514200 MECHANIC(S)	0.00	9,091.99	9,091.99	0.00	0.00	9,091.99	.0%
514600 BUS DRIVERS	625,669.92	604,511.53	1,230,181.45	30,681.66	0.00	1,199,499.79	2.5%
518900 OTHER SALARIES & WAGES	137,500.00	473,006.79	610,506.79	45,726.48	0.00	564,780.31	7.5%
520100 SOCIAL SECURITY	56,472.31	41,831.91	98,304.22	4,734.48	0.00	93,569.74	4.8%
520400 STATE RETIREMENT	118,584.53	95,059.98	213,644.51	9,117.52	0.00	204,526.99	4.3%
521200 EMPLOYER MEDICARE	13,207.74	430.96	13,638.70	0.00	0.00	13,638.70	.0%



# CLARKSVILLE-MONTGOMERY CO. SCHOOL SYSTEM

## YTD BUDGET REPORT 09/30/2022 EXPENSES

ACCOUNTS FOR SCHOOL FEDERAL PROJECTS	REVISI	BUDGET	ADDED	EXPEN	PER	AVAIL	BLDG	USE
535500 TRAVEL								
5,000.00	0.00	5,000.00	0.00	0.00	5,000.00	.0%		
539900 OTHER CONTRACTED SERVICES								
17,984.00	899.84	18,883.84	0.00	0.00	18,883.84	.0%		
541200 DIESEL FUEL								
21,000.00	-2,000.00	19,000.00	0.00	0.00	19,000.00	.0%		
559900 OTHER CHARGES								
29,250.00	69,000.00	98,250.00	525.00	0.00	97,725.00	.5%		
TOTAL TRANSPORTATION								
1,024,668.50	1,291,833.00	2,316,501.50	90,785.14	0.00	2,225,716.36	3.9%		
<b>73100 FOOD SERVICE</b>								
516500 CAFETERIA PERSONNEL								
0.00	2,693.97	2,693.97	0.00	0.00	2,693.97	.0%		
518900 OTHER SALARIES & WAGES								
14,166.76	90,686.09	104,852.85	62,968.75	0.00	41,884.10	60.1%		
520100 SOCIAL SECURITY								
873.63	345.51	1,219.14	3,904.03	0.00	-2,684.89	320.2%		
520400 STATE RETIREMENT								
5,297.23	8,042.11	13,339.34	6,821.90	0.00	6,517.44	51.1%		
521200 EMPLOYER MEDICARE								
204.54	1,080.83	1,285.37	913.12	0.00	372.25	71.0%		
TOTAL FOOD SERVICE								
20,542.16	102,848.51	123,390.67	74,607.80	0.00	48,782.87	60.5%		
<b>73300 COMMUNITY SERVICES</b>								
539900 OTHER CONTRACTED SERVICES								
0.00	153,250.00	153,250.00	0.00	0.00	153,250.00	.0%		
TOTAL COMMUNITY SERVICES								
0.00	153,250.00	153,250.00	0.00	0.00	153,250.00	.0%		

### 73400 EARLY CHILDHOOD EDUCATION

# CLARKSVILLE-MONTGOMERY CO. SCHOOL SYSTEM

## YTD BUDGET REPORT 09/30/2022 EXPENSES

ACCOUNTS FOR SCHOOL FEDERAL PROJECTS	FOR STATE APPROPRIATIONS	TRANSFERS/ADJUSTMENTS	REVENUES	BUDGETED	ACTUALLY EXPENDED	PLANNED BUDGET	AVAILABILITY	PERCENT
516300 EDUCATIONAL ASSISTANTS								
0.00	602.79			602.79	0.00	0.00	602.79	.0%
518900 OTHER SALARIES & WAGES								
0.00	11,000.00			11,000.00	0.00	0.00	11,000.00	.0%
520100 SOCIAL SECURITY								
0.00	720.80			720.80	0.00	0.00	720.80	.0%
520400 STATE RETIREMENT								
0.00	3,048.50			3,048.50	0.00	0.00	3,048.50	.0%
521200 EMPLOYER MEDICARE								
0.00	168.62			168.62	0.00	0.00	168.62	.0%
TOTAL EARLY CHILDHOOD EDUCATIO								
0.00	15,540.71			15,540.71	0.00	0.00	15,540.71	.0%
<b>6100 REGULAR CAPITAL OUTLAY</b>								
530400 ARCHITECTS								
20,475.00	549,290.22			569,765.22	25,954.00	460,736.22	83,075.00	85.4%
539900 OTHER CONTRACTED SERVICES								
44,817.28	-31,142.69			13,674.59	28,535.50	37,545.00	-52,405.91	483.2%
570700 BUILDING IMPROVEMENTS								
855,802.35	445,122.23			1,300,924.58	319,838.68	869,355.61	111,730.29	91.4%
572000 PLANT OPERATION EQUIPMENT								
6,121,458.84	2,376,671.80			8,498,130.64	544,258.17	2,044,874.31	5,908,998.16	30.5%
TOTAL REGULAR CAPITAL OUTLAY								
7,042,553.47	3,339,941.56			10,382,495.03	918,586.35	3,412,511.14	6,051,397.54	41.7%
<b>69100 TRANSFERS OUT</b>								
550400 INDIRECT COST								
240,881.65	351,679.58			592,561.23	0.00	0.00	592,561.23	.0%
559000 TRANSFERS TO OTHER FUNDS								
0.00	1,126,057.01			1,126,057.01	103,491.72	0.00	1,022,565.29	9.2%
TOTAL TRANSFERS OUT								
240,881.65	1,477,736.59			1,718,618.24	103,491.72	0.00	1,615,126.52	6.0%
TOTAL SCHOOL FEDERAL PROJECTS								
72,290,492.65	12,296,080.94			84,586,573.59	8,665,845.86	6,551,568.01	69,369,159.72	18.0%

**Child Nutrition Fund  
Balance Sheet  
For the Period Ending  
September 30, 2022**

<b>Assets:</b>		
Petty Cash	2,685.00	
Cash in Bank	1,282,098.72	
Cash on Deposit w/Trustee	9,675,438.73	
Accounts Receivable	100.00	
Bad Checks Receivable	125.00	
Due From Other Governments	-	
Due From Other Funds	19,331.50	
Child Nutrition Inventory	<u>702,282.51</u>	
<b>Total Assets</b>		<b>11,682,061.46</b>
Estimated Revenues	18,999,370.00	
Less Revenues Rec'd to Date	<u>(197,387.32)</u>	
Estimated Revenues not Received		<u>18,801,982.68</u>
<b>Total Debits</b>		<b><u>30,484,044.14</u></b>
<b>Liabilities:</b>		
Accounts Payable	325.20	
Payroll Deductions	16,627.16	
Due to Other Funds	110,722.07	
Customer Deposits Payable	<u>1,173,144.01</u>	
<b>Total Liabilities</b>		<b>1,300,818.44</b>
Appropriations		
From Estimated Revenues	18,999,370.00	
From Estimated Reserves	<u>2,892,535.00</u>	
<b>Total Appropriations</b>		<b>21,891,905.00</b>
Less Expenditures	(3,228,184.08)	
Less Encumbrances	<u>(3,413,304.68)</u>	
<b>Total Expenditures &amp; Encumbrances</b>		<b><u>(6,641,488.76)</u></b>
<b>Unencumbered Budget Balance</b>		<b>15,250,416.24</b>
<b>Reserves:</b>		
Reserve for Encumbrances - Current Year	3,413,304.68	
Reserve for Encumbrances - Prior Year	39,339.00	
Non-Spendable - Inventory	376,398.41	
Non-Spendable - Prepaid Items	-	
Restricted for Oper Non-Inst Serv 6/30/22	12,996,302.37	
Less Appropriations	(2,892,535.00)	
Plus Adjustments		
Estimated Reserve 6/30/23	<u>10,103,767.37</u>	
<b>Total Reserves</b>		<b><u>13,932,809.46</u></b>
<b>Total Credits</b>		<b><u>30,484,044.14</u></b>

**Child Nutrition Fund Trustee Account  
Cash Reconciliation  
September 30, 2022**

Cash on Deposit with Trustee	11,515,130.94	
Plus Receipts for Month	<u>189,806.04</u>	
Total Available Funds		11,704,936.98
Less Cash Disbursements:		
Warrants Issued	(1,435,964.12)	
Wire Transfers	(594,140.70)	
Trustee's Commission	<u>0.00</u>	
Total Cash Disbursements		(2,030,104.82)
Plus Voided Checks		<u>606.57</u>
Book Balance		9,675,438.73
Plus Outstanding Warrants		279,947.15
Less Deposits In-Transit		-
Plus Wire Transfers In Transit		-
Plus Adjustments between Funds		0.00
 <b>Trustee's Report Balance</b>		 <b><u><u>9,955,385.88</u></u></b>

**Child Nutrition Bank Account  
Cash Reconciliation  
September 30, 2022**

Cash on Deposit in Bank		796,079.89	
Plus Receipts for:			
Sale of Lunches	69,051.75		
Parent On Line	417,116.59		
Returned Checks Re-Deposited	20.00		
Returned Checks Rebates	-		
Returned Checks Fees	-		
Charges Paid	-		
Return of Change Fund	-		
Total Receipts	<u>486,188.34</u>		
Total Available Cash		1,282,268.23	
Less Cash Disbursements:			
Warrants Issued	-		
Bad Checks Returned	(25.00)		
Service Charge	<u>(144.51)</u>		
Total Cash Disbursements		<u>(169.51)</u>	
Book Balance			1,282,098.72
Plus Outstanding Checks			-
Plus Change Funds (To be Distributed)			-
Less Correction by Bank (Posting Error)			-
Less Deposits in Transit			-
<b>Bank Balance</b>			<u><u>1,282,098.72</u></u>

# CLARKSVILLE-MONTGOMERY CO. SCHOOL SYSTEM

## YTD BUDGET REPORT 09/30/2022 REVENUE

### 78100-FOOD SERVICE

43521 LUNCH PAYMENTS-CHILDREN						
3,527,338.00	0.00	3,527,338.00	0.00	3,527,338.00	.0%	
43522 LUNCH PAYMENTS-ADULTS						
170,960.00	0.00	170,960.00	0.00	170,960.00	.0%	
43523 INCOME FROM BREAKFAST						
178,637.00	0.00	178,637.00	0.00	178,637.00	.0%	
43525 A LA CARTE SALES						
1,257,355.00	0.00	1,257,355.00	0.00	1,257,355.00	.0%	
43990 OTHER CHARGES FOR SERVICES						
30,000.00	0.00	30,000.00	7,933.73	22,066.27	26.4%	
44110 INTEREST EARNED						
23,767.00	0.00	23,767.00	70.09	23,696.91	.3%	
44130 SALE OF MATERIALS & SUPPLI						
38,933.00	0.00	38,933.00	5,358.50	33,574.50	13.8%	
44170 MISCELLANEOUS REFUNDS						
509.00	0.00	509.00	210.00	299.00	41.3%	
44530 SALE OF EQUIPMENT						
10,000.00	0.00	10,000.00	0.00	10,000.00	.0%	
46520 SCHOOL FOOD SERVICE						
157,834.00	0.00	157,834.00	0.00	157,834.00	.0%	
47111 SECTION 4-LUNCH						
8,869,147.00	0.00	8,869,147.00	115,486.00	8,753,661.00	1.3%	
47112 USDA - COMMODITIES						
1,300,000.00	0.00	1,300,000.00	0.00	1,300,000.00	.0%	
47113 BREAKFAST						
3,434,890.00	0.00	3,434,890.00	61,379.00	3,373,511.00	1.8%	
47114 USDA - OTHER						
0.00	0.00	0.00	6,950.00	-6,950.00	100.0%	
TOTAL FOOD SERVICE						
18,999,370.00	0.00	18,999,370.00	197,387.32	18,801,982.68	1.0%	
TOTAL CHILD NUTRITION						
18,999,370.00	0.00	18,999,370.00	197,387.32	18,801,982.68	1.0%	

# CLARKSVILLE-MONTGOMERY CO. SCHOOL SYSTEM

## YTD BUDGET REPORT 09/30/2022 EXPENSES

ACCOUNTS FOR: FOOD SERVICE

### 72100 FOOD SERVICE

ACCOUNT	AMOUNT	PERCENT	AMOUNT	PERCENT	AMOUNT	PERCENT
510500 SUPERVISOR/DIRECTOR	205,885.00	0.00	51,471.52	0.00	154,413.48	25.0%
514000 SALARY SUPPLEMENTS	5,000.00	0.00	0.00	0.00	5,000.00	.0%
514700 TRUCK DRIVERS	88,277.00	0.00	13,410.85	0.00	74,866.15	15.2%
516100 SECRETARY(S)	169,439.00	0.00	34,969.42	0.00	134,469.58	20.6%
516500 CAFETERIA PERSONNEL	5,434,928.00	0.00	584,118.55	0.00	4,850,809.45	10.7%
516600 CUSTODIAL PERSONNEL	552,542.00	0.00	104,524.67	0.00	448,017.33	18.9%
518700 OVERTIME PAY	45,000.00	0.00	5,520.39	0.00	39,479.61	12.3%
518900 OTHER SALARIES & WAGES	653,877.00	0.00	142,183.74	0.00	511,693.26	21.7%
520100 SOCIAL SECURITY	443,606.00	0.00	55,717.93	0.00	387,888.07	12.6%
520400 STATE RETIREMENT	827,569.00	0.00	103,274.86	0.00	724,294.14	12.5%
520600 LIFE INSURANCE	9,884.00	0.00	629.39	0.00	9,254.61	6.4%
520700 MEDICAL INSURANCE	1,584,917.00	0.00	142,765.95	0.00	1,442,151.05	9.0%
521200 EMPLOYER MEDICARE	103,749.00	0.00	13,031.14	0.00	90,717.86	12.6%
521700 RETIREMENT-HYBRID STABILIZ	33,718.00	0.00	5,615.07	0.00	28,102.93	16.7%
530500 AUDIT SERVICES	11,000.00	0.00	5,200.00	5,800.00	0.00	100.0%
530600 BANK CHARGES	1,197.00	0.00	144.51	0.00	1,052.49	12.1%
530700 COMMUNICATION	5,510.00	0.00	5,610.48	0.00	-100.48	101.8%
532000 DUES AND MEMBERSHIPS	491.00	0.00	0.00	0.00	491.00	.0%
532900 LAUNDRY SERVICE	75,000.00	0.00	3,067.11	71,932.89	0.00	100.0%
533300 LICENSES	3,100.00	0.00	3,120.00	0.00	-20.00	100.6%

# CLARKSVILLE-MONTGOMERY CO. SCHOOL SYSTEM



## YTD BUDGET REPORT 09/30/2022 EXPENSES

ACCOUNTS FOR SCHOOL NUTRITION  
 ORIGINAL APPROPRIATION ADMITS STATE FUNDING BY FUND BY NUMBER RANGE AVAILABLE FOR BUDGET

533800 MAINT/REPAIR SRVCS- VEHICL	1,000.00	0.00	1,000.00	0.00	0.00	1,000.00	.0%
534900 PRINTING, STATIONERY AND F	1,000.00	0.00	1,000.00	0.00	0.00	1,000.00	.0%
535500 TRAVEL	12,055.00	0.00	12,055.00	3,289.60	0.00	8,765.40	27.3%
535900 GARBAGE DISPOSAL FEES	45,000.00	0.00	45,000.00	0.00	0.00	45,000.00	.0%
539900 OTHER CONTRACTED SERVICES	719,000.00	0.00	719,000.00	105,968.04	127,820.20	485,211.76	32.5%
541800 EQUIPMENT AND MACHINERY PA	120,000.00	0.00	120,000.00	9,183.69	0.00	110,816.31	7.7%
542200 FOOD SUPPLIES	7,179,862.00	0.00	7,179,862.00	1,520,209.60	2,616,717.60	3,042,934.80	57.6%
542500 GASOLINE	12,000.00	0.00	12,000.00	3,062.30	0.00	8,937.70	25.5%
543300 LUBRICANTS	400.00	0.00	400.00	0.00	0.00	400.00	.0%
543500 OFFICE SUPPLIES	25,000.00	0.00	25,000.00	8,462.21	4,485.48	12,052.31	51.8%
545000 TIRES AND TUBES	1,800.00	0.00	1,800.00	0.00	0.00	1,800.00	.0%
545100 UNIFORMS	10,000.00	0.00	10,000.00	2,423.92	0.00	7,576.08	24.2%
545200 UTILITIES	797,671.00	0.00	797,671.00	91,074.55	0.00	706,596.45	11.4%
545300 VEHICLE PARTS	4,000.00	0.00	4,000.00	0.00	0.00	4,000.00	.0%
546900 USDA - COMMODITIES	1,300,000.00	0.00	1,300,000.00	0.00	0.00	1,300,000.00	.0%
547100 SOFTWARE	40,915.00	0.00	40,915.00	31,796.00	7,555.00	1,564.00	96.2%
549900 OTHER SUPPLIES AND MATERIA	729,431.00	0.00	729,431.00	166,245.09	249,400.59	313,785.32	57.0%
551300 WORKER'S COMP INSURANCE	8,000.00	0.00	8,000.00	1,663.68	0.00	6,336.32	20.8%
552400 IN SERVICE/STAFF DEVELOPME	16,082.00	0.00	16,082.00	4,609.25	3,797.00	7,675.75	52.3%
559900 OTHER CHARGES	2,000.00	0.00	2,000.00	-255.41	0.00	2,255.41	-12.8%
570100 ADMINISTRATIVE EQUIPMENT	12,000.00	0.00	12,000.00	967.48	0.00	11,032.52	8.1%
571000 FOOD SERVICE EQUIPMENT	600,000.00	0.00	600,000.00	5,108.50	325,795.92	269,095.58	55.2%
TOTAL FOOD SERVICE	21,891,905.00	0.00	21,891,905.00	3,228,184.08	3,413,304.68	15,250,416.24	30.3%



CLARKSVILLE-MONTGOMERY CO. SCHOOL SYSTEM



YTD BUDGET REPORT 09/30/2022 EXPENSES

ACCOUNTS FOR WHICH NO REPORT	ORIGINAL APPROPRIATION	REVISOR ADJUSTS	REVISED BUDGET	YTD EXPENSES	ENCUMBRANCES	AVAILABLE BUDGET	USED
TOTAL CHILD NUTRITION							
21,891,905.00	0.00	21,891,905.00	3,228,184.08	3,413,304.68	15,250,416.24	30.3%	

**Transportation Fund  
Balance Sheet  
For the Period Ending  
September 30, 2022**

<b>Assets:</b>		
Cash on Deposit w/Trustee	6,477,747.11	
Accounts Receivable	60,348.04	
Due From Other Funds	-	
Property Taxes Receivable	2,040,057.93	
Less Allowance for Uncollected Property Taxes	<u>(59,857.05)</u>	
<b>Total Assets</b>		<b>8,518,296.03</b>
Estimated Revenues	19,273,664.00	
Less Revenues Rec'd to Date	<u>(3,283,535.64)</u>	
<b>Estimated Revenues not Received</b>		<b>15,990,128.36</b>
<b>Total Debits</b>		<b>24,508,424.39</b>
<b>Liabilities:</b>		
Accrued Payroll	-	
Accounts Payable	-	
Payroll Deductions	16,400.61	
Due to Other Funds	832.51	
Due to Primary Government	4,140.00	
Deferred Revenue	<u>1,969,588.36</u>	
<b>Total Liabilities</b>		<b>1,990,961.48</b>
Appropriations		
From Estimated Revenues	19,273,664.00	
From Estimated Reserves	<u>1,042,989.00</u>	
<b>Total Appropriations</b>		<b>20,316,653.00</b>
Less Expenditures	(2,739,699.10)	
Less Encumbrances	<u>(920,076.54)</u>	
<b>Total Expenditures &amp; Encumbrances</b>		<b>(3,659,775.64)</b>
<b>Unencumbered Budget Balance</b>		<b>16,656,877.36</b>
<b>Fund Balance &amp; Reserves:</b>		
Reserve for Encumbrances-Current Year	920,076.54	
Reserve for Encumbrances-Prior Year	767,860.71	
Nonspendable- Prepaid Items	-	
Committed - Support Services 6/30/22	5,215,637.30	
Less Appropriations	(1,042,989.00)	
Plus Adjustments	-	
<b>Estimated Reserve 6/30/23</b>		<b>4,172,648.30</b>
<b>Total Fund Balance &amp; Reserves</b>		<b>5,860,585.55</b>
<b>Total Credits</b>		<b>24,508,424.39</b>

**Transportation Fund  
Cash Reconciliation  
September 30, 2022**

Cash on Deposit with Trustee	6,276,351.63	
Plus Receipts for Month	<u>1,751,505.02</u>	
Total Available Funds		8,027,856.65
Less Cash Disbursements:		
ACH Payments	(249.00)	
Warrants Issued	(569,988.68)	
Wire Transfers	(981,003.74)	
Trustee's Commission	<u>(192.36)</u>	
Total Cash Disbursements		(1,551,433.78)
Plus Voided Checks		<u>1,324.24</u>
Book Balance		6,477,747.11
Plus Outstanding Warrants		31,394.78
Plus Wire Transfers in Transit		-
Less Deposits In-Transit		-
Plus Adjustments Between Funds		<u>0.00</u>
Trustee's Report Balance		<u><u>6,509,141.89</u></u>

# CLARKSVILLE-MONTGOMERY CO. SCHOOL SYSTEM

11/21/2022  
2022 BUDGET

## YTD BUDGET REPORT 09/30/2022 REVENUE

**ACCOUNTS FOR FULL TRANSPORTATION FUND**

**00000 NON CHARGE**

40110 CURR PROP TAX						
1,966,800.00	0.00	1,966,800.00	540.21	1,966,259.79	.0%	
40120 TRUSTEE'S COLLECTIONS-PRIO						
45,000.00	0.00	45,000.00	14,971.29	30,028.71	33.3%	
40125 TRUSTEE'S COLLECTIONS-BANK						
1,000.00	0.00	1,000.00	518.70	481.30	51.9%	
40130 CIRCUIT CLERK						
23,000.00	0.00	23,000.00	5,791.56	17,208.44	25.2%	
40140 INTEREST & PENALTY						
15,000.00	0.00	15,000.00	3,789.02	11,210.98	25.3%	
40162 PYMTS IN LIEU OF TAXS-LOC						
46,480.00	0.00	46,480.00	0.00	46,480.00	.0%	
40320 BANK EXCISE TAX						
9,000.00	0.00	9,000.00	0.00	9,000.00	.0%	
44130 SALE OF MATERIALS & SUPPLI						
2,000.00	0.00	2,000.00	749.45	1,250.55	37.5%	
44145 SALE OF RECYCLED MATERIALS						
1,000.00	0.00	1,000.00	0.00	1,000.00	.0%	
44170 MISCELLANEOUS REFUNDS						
22,000.00	0.00	22,000.00	4,800.87	17,199.13	21.8%	
44560 DAMAGES RECOVERED FROM IND						
1,000.00	0.00	1,000.00	65.00	935.00	6.5%	
46511 BASIC EDUCATION PROG						
15,810,247.00	0.00	15,810,247.00	3,162,049.40	12,648,197.60	20.0%	
TOTAL NON CHARGE	0.00	17,942,527.00	3,193,275.50	14,749,251.50	17.8%	

**72000 SUPPORT SERVICES**

44530 SALE OF EQUIPMENT						
40,000.00	0.00	40,000.00	0.00	40,000.00	.0%	
47143 EDUCATION OF THE HANDICAPP						
1,291,137.00	0.00	1,291,137.00	90,260.14	1,200,876.86	7.0%	
TOTAL SUPPORT SERVICES	0.00	1,331,137.00	90,260.14	1,240,876.86	6.8%	
TOTAL TRANSPORTATION FUND	0.00	19,273,664.00	3,283,535.64	15,990,128.36	17.0%	

# CLARKSVILLE-MONTGOMERY CO. SCHOOL SYSTEM



## YTD BUDGET REPORT 09/30/2022 EXPENSES

ACCOUNTS FOR THE TRANSPORTATION FUNDING  
 ORIGINAL APPROPRIATION YTD BUDGET REVENUE BUDGETS YTD BUDGETS BUDGETS BUDGETS BUDGETS BUDGETS

### 72310 BOARD OF EDUCATION

551000 TRUSTEE'S COMMISSION							
52,067.00	0.00	52,067.00	496.15	0.00	51,570.85	1.0%	
TOTAL BOARD OF EDUCATION							
52,067.00	0.00	52,067.00	496.15	0.00	51,570.85	1.0%	

### 72710 TRANSPORTATION

510500 SUPERVISOR/DIRECTOR							
235,204.00	0.00	235,204.00	58,800.99	0.00	176,403.01	25.0%	
514000 SALARY SUPPLEMENTS							
569,235.00	0.00	569,235.00	64,159.25	0.00	505,075.75	11.3%	
514200 MECHANIC(S)							
854,194.00	0.00	854,194.00	198,185.36	0.00	656,008.64	23.2%	
514600 BUS DRIVERS							
6,239,947.00	0.00	6,239,947.00	747,571.64	0.00	5,492,375.36	12.0%	
514800 DISPATCHERS/RADIO OPERATOR							
193,150.00	0.00	193,150.00	45,403.87	0.00	147,746.13	23.5%	
516100 SECRETARY(S)							
227,258.00	0.00	227,258.00	45,740.54	0.00	181,517.46	20.1%	
516800 TEMPORARY PERSONNEL							
267,021.00	0.00	267,021.00	23,378.33	0.00	243,642.67	8.8%	
518700 OVERTIME PAY							
172,500.00	0.00	172,500.00	31,218.52	0.00	141,281.48	18.1%	
518900 OTHER SALARIES & WAGES							
2,499,940.00	0.00	2,499,940.00	294,040.93	0.00	2,205,899.07	11.8%	
520100 SOCIAL SECURITY							
676,943.00	0.00	676,943.00	90,714.73	0.00	586,228.27	13.4%	
520400 STATE RETIREMENT							
1,290,127.00	0.00	1,290,127.00	165,561.94	0.00	1,124,565.06	12.8%	
520600 LIFE INSURANCE							
15,957.00	0.00	15,957.00	862.42	0.00	15,094.58	5.4%	
520700 MEDICAL INSURANCE							
2,275,639.00	0.00	2,275,639.00	204,381.96	0.00	2,071,257.04	9.0%	
521200 EMPLOYER MEDICARE							
158,316.00	0.00	158,316.00	21,344.70	0.00	136,971.30	13.5%	
521700 RETIREMENT-HYBRID STABILIZ							
44,810.00	0.00	44,810.00	8,487.73	0.00	36,322.27	18.9%	

# CLARKSVILLE-MONTGOMERY CO. SCHOOL SYSTEM



## YTD BUDGET REPORT 09/30/2022 EXPENSES

ACCOUNTS FOR: 144 TRANSPORTATION FUND  
 ORIGINAL APPROPRIATION / TRANSFER / ADJUSTMENT / REVISED BUDGET / YTD EXPENSED / ORIGINAL BUDGET / AVAILABLE BUDGET / PERCENT USED

530700 COMMUNICATION							
120,000.00	0.00	120,000.00	13,969.00	105,305.72	725.28	99.4%	
532000 DUES AND MEMBERSHIPS							
4,700.00	0.00	4,700.00	0.00	2,200.00	2,500.00	46.8%	
532900 LAUNDRY SERVICE							
15,000.00	0.00	15,000.00	1,050.15	13,949.85	0.00	100.0%	
533300 LICENSES							
4,000.00	0.00	4,000.00	26.33	0.00	3,973.67	.7%	
533600 MAINT/REPAIR SRVCS- EQUIP							
35,000.00	0.00	35,000.00	790.10	0.00	34,209.90	2.3%	
533800 MAINT/REPAIR SRVCS- VEHICL							
12,000.00	0.00	12,000.00	0.00	0.00	12,000.00	.0%	
534000 MEDICAL AND DENTAL SERVICE							
50,000.00	0.00	50,000.00	12,510.00	26,180.00	11,310.00	77.4%	
535400 TRANSPORT--OTHER THAN STUD							
308,900.00	0.00	308,900.00	218,629.45	0.00	90,270.55	70.8%	
539900 OTHER CONTRACTED SERVICES							
78,000.00	0.00	78,000.00	19,730.88	11,545.44	46,723.68	40.1%	
541200 DIESEL FUEL							
700,000.00	0.00	700,000.00	169,880.96	70,025.00	460,094.04	34.3%	
542200 FOOD SUPPLIES							
2,002.00	0.00	2,002.00	0.00	0.00	2,002.00	.0%	
542300 FUEL OIL							
400,000.00	0.00	400,000.00	47,691.84	187,308.16	165,000.00	58.8%	
542400 GARAGE SUPPLIES							
13,000.00	0.00	13,000.00	4,470.24	848.58	7,681.18	40.9%	
542500 GASOLINE							
250,000.00	0.00	250,000.00	-19,266.71	30,937.84	238,328.87	4.7%	
543300 LUBRICANTS							
40,000.00	0.00	40,000.00	6,713.20	25,663.48	7,623.32	80.9%	
543500 OFFICE SUPPLIES							
42,500.00	0.00	42,500.00	2,144.91	15,949.62	24,405.47	42.6%	
545000 TIRES AND TUBES							
130,000.00	0.00	130,000.00	4,648.18	113,707.68	11,644.14	91.0%	
545300 VEHICLE PARTS							
420,000.00	0.00	420,000.00	61,383.11	245,075.67	113,541.22	73.0%	
547100 SOFTWARE							
22,000.00	0.00	22,000.00	0.00	4,995.00	17,005.00	22.7%	
549900 OTHER SUPPLIES AND MATERIA							
32,000.00	0.00	32,000.00	495.56	12,000.00	19,504.44	39.0%	
551100 VEHICLE AND EQUIP INSURANC							
148,243.00	0.00	148,243.00	147,083.05	0.00	1,159.95	99.2%	
552400 IN SERVICE/STAFF DEVELOPME							
34,000.00	0.00	34,000.00	1,470.35	0.00	32,529.65	4.3%	

# CLARKSVILLE-MONTGOMERY CO. SCHOOL SYSTEM

## YTD BUDGET REPORT 09/30/2022 EXPENSES

ACCOUNTS	PERCENTAGE	ORIGINAL BUDGET	PERCENTAGE	REVISSED BUDGET	PERCENTAGE	AVAILABLE BUDGET	PERCENTAGE
570800 COMMUNICATION EQUIPMENT							
7,000.00	0.00	7,000.00	45,929.44	19,249.50	-58,178.94	931.1%	
572900 TRANSPORTATION EQUIPMENT							
1,676,000.00	0.00	1,676,000.00	0.00	35,135.00	1,640,865.00	2.1%	
TOTAL TRANSPORTATION							
20,264,586.00	0.00	20,264,586.00	2,739,202.95	920,076.54	16,605,306.51	18.1%	
TOTAL TRANSPORTATION FUND							
20,316,653.00	0.00	20,316,653.00	2,739,699.10	920,076.54	16,656,877.36	18.0%	

**Extended School Programs Fund  
Balance Sheet  
For the Period Ending  
September 30, 2022**

<b>Assets:</b>		
Cash on Deposit w/Trustee	2,248,023.79	
Accounts Receivable	-	
Due From Other Governments	2,461.95	
Due from Other Funds	<u>35,689.84</u>	
<b>Total Assets</b>		<b>2,286,175.58</b>
Estimated Revenues	1,658,445.00	
Less Revenues Rec'd to Date	<u>-</u>	
Estimated Revenues not Received		<u>1,658,445.00</u>
<b>Total Debits</b>		<b><u>3,944,620.58</u></b>
<b>Liabilities:</b>		
Accounts Payable	-	
Payroll Deductions	9,380.36	
Due to Other Funds	<u>-</u>	
<b>Total Liabilities</b>		<b>9,380.36</b>
Appropriations		
From Estimated Revenues	1,658,445.00	
From Estimated Reserves	<u>-</u>	
<b>Total Appropriations</b>		<b>1,658,445.00</b>
Less Expenditures	(662,795.06)	
Less Encumbrances	<u>-</u>	
<b>Total Expenditures &amp; Encumbrances</b>		<b><u>(662,795.06)</u></b>
<b>Unencumbered Budget Balance</b>		<b>995,649.94</b>
<b>Fund Balance &amp; Reserves:</b>		
Reserve for Encumbrances-Current Year	-	
Reserve for Encumbrances-Prior Year	-	
Committed for Education 6/30/22	2,939,590.28	
Less Appropriations	<u>-</u>	
Estimated Reserve 6/30/23		<u>2,939,590.28</u>
<b>Total Fund Balance &amp; Reserves</b>		<b><u>2,939,590.28</u></b>
<b>Total Credits</b>		<b><u>3,944,620.58</u></b>



**Extended School Programs Fund  
Cash Reconciliation  
September 30, 2022**

Cash on Deposit with Trustee	2,251,463.68	
Plus Receipts for Month	<u>                  -</u>	
Total Available Funds		2,251,463.68
Less Cash Disbursements:		
Warrants Issued	(27.36)	
Wire Transfers	(3,412.53)	
Trustee's Commission	<u>          0.00</u>	
Total Cash Disbursements		(3,439.89)
Plus Voided Checks		<u>          0.00</u>
Book Balance		2,248,023.79
Plus Outstanding Warrants		2,258.85
Plus Wire Transfers in Transit		-
Less Deposits In-Transit		0
Less Adjustments Between Funds		<u>                  -</u>
 <b>Trustee's Report Balance</b>		 <b><u>          2,250,282.64</u></b>

CLARKSVILLE-MONTGOMERY CO. SCHOOL SYSTEM



YTD BUDGET REPORT 09/30/2022 REVENUE

FOR 2022  
 ACCOUNTS FOR THE EXTENDED SCHOOL PROGRAM  
 BALANCE FOR ORIGINAL BUDGET REVENUE ESTIMATED REV. ADD. REVISED BUDGET REVENUE ACTUAL YTD REVENUE PERCENTAGE REMAINING REVENUE

71000 INSTRUCTION

46590 OTHER STATE EDUCATION FUND						
1,260,416.00	0.00	1,260,416.00	0.00	1,260,416.00	.0%	
47590 OTHER FEDERAL THROUGH STAT						
398,029.00	0.00	398,029.00	0.00	398,029.00	.0%	
TOTAL INSTRUCTION						
1,658,445.00	0.00	1,658,445.00	0.00	1,658,445.00	.0%	
TOTAL EXTENDED SCHOOL PROGRAM						
1,658,445.00	0.00	1,658,445.00	0.00	1,658,445.00	.0%	

# CLARKSVILLE-MONTGOMERY CO. SCHOOL SYSTEM

## YTD BUDGET REPORT 09/30/2022 EXPENSES

ACCOUNTS FOR: 416 EXTENDED SCHOOL PROGRAM

### 71100 REGULAR INSTRUCTION PROGRAM

511600 TEACHERS							
938,000.00	0.00	938,000.00	423,225.00	0.00	514,775.00	45.1%	
516300 EDUCATIONAL ASSISTANTS							
117,600.00	0.00	117,600.00	62,131.25	0.00	55,468.75	52.8%	
520100 SOCIAL SECURITY							
65,448.00	0.00	65,448.00	30,091.09	0.00	35,356.91	46.0%	
520400 STATE RETIREMENT							
97,382.00	0.00	97,382.00	41,284.08	0.00	56,097.92	42.4%	
521200 EMPLOYER MEDICARE							
15,307.00	0.00	15,307.00	7,037.46	0.00	8,269.54	46.0%	
521700 RETIREMENT-HYBRID STABILIZ							
0.00	0.00	0.00	3,172.32	0.00	-3,172.32	100.0%	
542900 INSTRUCTIONAL SUPP & MATER							
3,966.00	0.00	3,966.00	0.00	0.00	3,966.00	.0%	
TOTAL REGULAR INSTRUCTION PROG							
1,237,703.00	0.00	1,237,703.00	566,941.20	0.00	670,761.80	45.8%	

### 72120 HEALTH SERVICES

513100 MEDICAL PERSONNEL						
20,160.00	0.00	20,160.00	0.00	0.00	20,160.00	.0%
520100 SOCIAL SECURITY						
1,251.00	0.00	1,251.00	0.00	0.00	1,251.00	.0%
520400 STATE RETIREMENT						
2,722.00	0.00	2,722.00	0.00	0.00	2,722.00	.0%
521200 EMPLOYER MEDICARE						
293.00	0.00	293.00	0.00	0.00	293.00	.0%
TOTAL HEALTH SERVICES						
24,426.00	0.00	24,426.00	0.00	0.00	24,426.00	.0%

### 72130 OTHER STUDENT SUPPORT

539900 OTHER CONTRACTED SERVICES						
33,922.00	0.00	33,922.00	8,750.00	0.00	25,172.00	25.8%
TOTAL OTHER STUDENT SUPPORT						
33,922.00	0.00	33,922.00	8,750.00	0.00	25,172.00	25.8%

# CLARKSVILLE-MONTGOMERY CO. SCHOOL SYSTEM



## YTD BUDGET REPORT 09/30/2022 EXPENSES

ACCOUNTS FOR: 1000 EXTENDED SCHOOLS PROGRAMS  
 REVENUE: 1000 MANAGER WAGES  
 REVENUE: BUDGET: 1000 MANAGER WAGES EXPENDED: 1000 MANAGER WAGES BUDGET: 1000

### 7200 OFFICE OF THE PRINCIPAL

516200 CLERICAL PERSONNEL							
18,000.00	0.00	18,000.00	5,025.00	0.00	12,975.00	27.9%	
520100 SOCIAL SECURITY							
1,117.00	0.00	1,117.00	311.54	0.00	805.46	27.9%	
520400 STATE RETIREMENT							
2,430.00	0.00	2,430.00	572.02	0.00	1,857.98	23.5%	
521200 EMPLOYER MEDICARE							
262.00	0.00	262.00	72.89	0.00	189.11	27.8%	
521700 RETIREMENT-HYBRID STABILIZ							
0.00	0.00	0.00	25.92	0.00	-25.92	100.0%	
TOTAL OFFICE OF THE PRINCIPAL							
21,809.00	0.00	21,809.00	6,007.37	0.00	15,801.63	27.5%	

### 72610 OPERATION OF PLANT

516600 CUSTODIAL PERSONNEL							
23,800.00	0.00	23,800.00	0.00	0.00	23,800.00	.0%	
520100 SOCIAL SECURITY							
1,476.00	0.00	1,476.00	0.00	0.00	1,476.00	.0%	
520400 STATE RETIREMENT							
3,213.00	0.00	3,213.00	0.00	0.00	3,213.00	.0%	
521200 EMPLOYER MEDICARE							
346.00	0.00	346.00	0.00	0.00	346.00	.0%	
TOTAL OPERATION OF PLANT							
28,835.00	0.00	28,835.00	0.00	0.00	28,835.00	.0%	

### 72740 TRANSPORTATION

514600 BUS DRIVERS						
68,400.00	0.00	68,400.00	60,018.75	0.00	8,381.25	87.7%
518900 OTHER SALARIES & WAGES						
14,400.00	0.00	14,400.00	0.00	0.00	14,400.00	.0%
520100 SOCIAL SECURITY						
5,134.00	0.00	5,134.00	3,721.15	0.00	1,412.85	72.5%

# CLARKSVILLE-MONTGOMERY CO. SCHOOL SYSTEM



## YTD BUDGET REPORT 09/30/2022 EXPENSES

ACCOUNTS FOR EXTENDED SCHOOL PROGRAMS	BUDGET	ACTUAL	PERCENT	ACTUAL	PERCENT	ACTUAL	PERCENT
520400 STATE RETIREMENT							
11,178.00	0.00	11,178.00	6,057.27	0.00	5,120.73	54.2%	
521200 EMPLOYER MEDICARE							
1,201.00	0.00	1,201.00	870.33	0.00	330.67	72.5%	
521700 RETIREMENT-HYBRID STABILIZ							
0.00	0.00	0.00	447.25	0.00	-447.25	100.0%	
533800 MAINT/REPAIR SRVCS- VEHICL							
41,722.00	0.00	41,722.00	2,765.54	0.00	38,956.46	6.6%	
541200 DIESEL FUEL							
100,000.00	0.00	100,000.00	7,157.90	0.00	92,842.10	7.2%	
TOTAL TRANSPORTATION							
242,035.00	0.00	242,035.00	81,038.19	0.00	160,996.81	33.5%	
<b>73100: FOOD SERVICE</b>							
516500 CAFETERIA PERSONNEL							
20,400.00	0.00	20,400.00	0.00	0.00	20,400.00	.0%	
520100 SOCIAL SECURITY							
1,265.00	0.00	1,265.00	0.00	0.00	1,265.00	.0%	
520400 STATE RETIREMENT							
2,754.00	0.00	2,754.00	0.00	0.00	2,754.00	.0%	
521200 EMPLOYER MEDICARE							
296.00	0.00	296.00	0.00	0.00	296.00	.0%	
542200 FOOD SUPPLIES							
45,000.00	0.00	45,000.00	58.30	0.00	44,941.70	.1%	
TOTAL FOOD SERVICE							
69,715.00	0.00	69,715.00	58.30	0.00	69,656.70	.1%	
TOTAL EXTENDED SCHOOL PROGRAM							
1,658,445.00	0.00	1,658,445.00	662,795.06	0.00	995,649.94	40.0%	

**Capital Projects Fund  
Balance Sheet  
For the Period Ending  
September 30, 2022**

<b>Assets:</b>		
Cash on Deposit w/Trustee	3,170,814.23	
Accounts Receivable	-	
Due From Other Funds	-	
Due From Other Governments	-	
	<hr/>	
<b>Total Assets</b>		<b>3,170,814.23</b>
Estimated Revenues	77,679,838.00	
Less Revenues Rec'd to Date	(11,478,292.00)	
Estimated Revenues not Rec'd		<hr/> <b>66,201,546.00</b>
<b>Total Debits</b>		<hr/> <b>69,372,360.23</b>
<b>Liabilities:</b>		
Accounts Payable	4,971.96	
Due to Other Funds	-	
	<hr/>	
<b>Total Liabilities</b>		<b>4,971.96</b>
Appropriations		
From Estimated Revenues	77,679,838.00	
From Estimated Reserves	3,519,815.91	
Total Appropriations		81,199,653.91
Less Expenditures	(11,832,325.64)	
Less Encumbrances	(61,747,176.07)	
Total Expenditures & Encumbrances		<hr/> <b>(73,579,501.71)</b>
Unencumbered Budget Balance		<b>7,620,152.20</b>
<b>Fund Balance &amp; Reserves:</b>		
Reserve for Encumbrances - Current Year	61,747,176.07	
Reserve for Encumbrances - Prior Year	-	
Restricted for Capital Projects 6/30/22	3,519,875.91	
Less Appropriations	(3,519,815.91)	
Less Adjustments	-	
Estimated Reserve 6/30/23		<hr/> <b>60.00</b>
<b>Total Fund Balance &amp; Reserves</b>		<hr/> <b>61,747,236.07</b>
<b>Total Credits</b>		<hr/> <b>69,372,360.23</b>

**Capital Projects Fund  
Cash Reconciliation  
September 30, 2022**

Cash on Deposit with Trustee	2,283,170.72	
Plus Receipts for Month	<u>6,517,292.00</u>	
Total Available Funds		8,800,462.72
Less Cash Disbursements:		
Warrants Issued	(5,629,892.72)	
Wire Transfers	0.00	
Trustee's Commission	<u>0.00</u>	
Total Cash Disbursements		(5,629,892.72)
Plus Voided Warrants		<u>244.23</u>
Book Balance		3,170,814.23
Plus Outstanding Warrants		350,042.30
Plus Deposit in transit		-
Less Adjustments Between Funds		<u>0.00</u>
<b>Trustee's Report Balance</b>		<b><u><u>3,520,856.53</u></u></b>

# CLARKSVILLE-MONTGOMERY CO. SCHOOL SYSTEM

## YTD BUDGET REPORT 09/30/2022 REVENUE

ACCOUNTS RECEIVABLE EDUCATION CAPITAL PROJEC  
 BOND PROCEEDS STATE REVENUE LOCAL REVENUE ADDED REVENUE BOND INTEREST REVENUE OTHER REVENUE

**00000 NON-CHARGE**

48130 CONTRIBUTIONS	0.00	177,500.00	177,500.00	0.00	177,500.00	.0%
49100 BONDS PROCEEDS	0.00	77,502,338.00	77,502,338.00	11,478,292.00	66,024,046.00	14.8%
TOTAL NON CHARGE	0.00	77,679,838.00	77,679,838.00	11,478,292.00	66,201,546.00	14.8%
TOTAL EDUCATION CAPITAL PROJEC	0.00	77,679,838.00	77,679,838.00	11,478,292.00	66,201,546.00	14.8%



# CLARKSVILLE-MONTGOMERY CO. SCHOOL SYSTEM



## YTD BUDGET REPORT 09/30/2022 EXPENSES

ACCOUNTS FOR FUND 77 EDUCATION CAPITAL PROJECTS  
 DEPT 5225 PROJECTS/APPROPRIATIONS/ADDEMTS FOR REVISED BUDGET YTD EXPENSES ELEMENTS/PERCENTS AVAILABLE BUDGET PERCENT

**01-210 EDUCATION CAPITAL PROJECTS**

530400 ARCHITECTS	0.00	671,882.17	671,882.17	91,341.00	488,534.00	92,007.17	86.3%
532100 ENGINEERING SERVICES	0.00	114,256.46	114,256.46	35,866.28	63,844.18	14,546.00	87.3%
570600 BUILDING CONSTRUCTION	0.00	70,232,038.13	70,232,038.13	10,637,966.00	59,114,325.85	479,746.28	99.3%
570700 BUILDING IMPROVEMENTS	0.00	708,805.52	708,805.52	43,893.00	199,851.58	465,060.94	34.4%
570900 DATA PROCESSING EQUIPMENT	0.00	2,164,137.30	2,164,137.30	374,484.72	755,786.41	1,033,866.17	52.2%
572000 PLANT OPERATION EQUIPMENT	0.00	6,210,430.69	6,210,430.69	617,053.13	1,052,501.07	4,540,876.49	26.9%
572400 SITE DEVELOPMENT	0.00	353,526.52	353,526.52	0.00	11,151.98	342,374.54	3.2%
579900 OTHER CAPITAL OUTLAY	0.00	744,577.12	744,577.12	31,721.51	61,181.00	651,674.61	12.5%
TOTAL EDUCATION CAPITAL PROJEC	0.00	81,199,653.91	81,199,653.91	11,832,325.64	61,747,176.07	7,620,152.20	90.6%
TOTAL EDUCATION CAPITAL PROJEC	0.00	81,199,653.91	81,199,653.91	11,832,325.64	61,747,176.07	7,620,152.20	90.6%

# MONTGOMERY COUNTY GOVERNMENT, TN



## YEAR-TO-DATE BUDGET REPORT

FOR 2023 05

JOURNAL DETAIL 2023 1 TO 2023 5

	ORIGINAL ESTIM. REV.	REVISED EST. REV.	ACTUAL YTD REVENUE	ACTUAL MTD REVENUE	REMAINING REVENUE	PCT COLL.
<b>100 COUNTY GENERAL</b>						
40110 CURRENT PROPERTY TAX	-67,848,000	-67,848,000	-1,023,741.01	.00	-66,824,258.99	1.5%
40120 TRUSTEE'S COLLECTIONS - PYR	-1,000,000	-1,000,000	-327,416.99	.00	-672,583.01	32.7%
40125 TRUSTEE COLLECTIONS - BANKRUP	-30,000	-30,000	-16,916.64	.00	-13,083.36	56.4%
40130 CIRCUIT/CHANCERY COLLECT-PYR	-500,000	-500,000	-176,578.87	.00	-323,421.13	35.3%
40140 INTEREST & PENALTY	-300,000	-300,000	-112,382.36	.00	-187,617.64	37.5%
40161 PMTS IN LIEU OF TAXES - T.V.A	-763	-763	-762.74	.00	-.26	100.0%
40162 PMTS IN LIEU OF TAXES -UTILIT	-1,415,000	-1,415,000	-639,224.18	-139,521.81	-775,775.82	45.2%
40163 PMTS IN LIEU OF TAXES - OTHER	-915,327	-915,327	.00	.00	-915,327.00	.0%
40220 HOTEL/MOTEL TAX	-2,200,000	-2,200,000	-847,258.00	.00	-1,352,742.00	38.5%
40250 LITIGATION TAX - GENERAL	-410,000	-410,000	-131,831.91	-33,158.41	-278,168.09	32.2%
40260 LITIGATION TAX-SPECIAL PURPOS	-80,000	-80,000	-26,103.01	-6,334.08	-53,896.99	32.6%
40270 BUSINESS TAX	-1,600,000	-1,600,000	-202,281.15	-42,404.67	-1,397,718.85	12.6%
40320 BANK EXCISE TAX	-400,000	-400,000	.00	.00	-400,000.00	.0%
40330 WHOLESALE BEER TAX	-400,000	-400,000	-119,232.98	-131.14	-280,767.02	29.8%
41120 ANIMAL REGISTRATION	-195,000	-195,000	-81,958.70	-245.00	-113,041.30	42.0%
41130 ANIMAL VACCINATION	-10,000	-10,000	-7,259.00	-850.00	-2,741.00	72.6%
41140 CABLE TV FRANCHISE	-275,000	-275,000	-138,758.48	-65,104.32	-136,241.52	50.5%
41520 BUILDING PERMITS	-1,000,000	-1,000,000	-631,728.05	-95,710.40	-368,271.95	63.2%
41540 PLUMBING PERMITS	-20,000	-20,000	-16,950.00	-3,300.00	-3,050.00	84.8%
41590 OTHER PERMITS	-375,000	-375,000	-174,628.75	-4,240.00	-200,371.25	46.6%
42110 FINES	-14,000	-14,000	-5,893.61	-5,074.71	-8,106.39	42.1%
42120 OFFICERS COSTS	-22,000	-22,000	-5,762.21	-1,204.36	-16,237.79	26.2%
42141 DRUG COURT FEES	-1,600	-1,600	-365.99	-99.99	-1,234.01	22.9%
42142 VETERANS TREATMENT COURT FEES	-1,800	-1,800	-196.17	-42.04	-1,603.83	10.9%
42190 DATA ENTRY FEES -CIRCUIT COUR	-9,000	-9,000	-3,564.00	-852.00	-5,436.00	39.6%
42191 COURTROOM SECURITY - CIRCUIT	-7,500	-7,500	-2,758.26	-764.98	-4,741.74	36.8%
42192 CIRCUIT COURT VICTIMS ASSESS	-3,525	-3,525	-1,389.15	-370.70	-2,135.85	39.4%
42310 FINES	-135,000	-135,000	-60,689.31	-20,921.55	-74,310.69	45.0%
42311 FINES - LITTERING	-250	-250	-356.25	-47.50	106.25	142.5%
42320 OFFICERS COSTS	-225,000	-225,000	-88,191.89	-25,072.45	-136,808.11	39.2%
42330 GAME & FISH FINES	-500	-500	-64.12	-43.87	-435.88	12.8%
42341 DRUG COURT FEES	-20,000	-20,000	-8,556.48	-2,489.24	-11,443.52	42.8%
42342 VETERANS TREATMENT COURT FEES	-14,250	-14,250	-5,832.95	-1,635.21	-8,417.05	40.9%
42350 JAIL FEES GENERAL SESSIONS	-200,000	-200,000	-100,430.03	-23,703.37	-99,569.97	50.2%
42380 DUI TREATMENT FINES	-20,000	-20,000	-6,076.47	-1,552.54	-13,923.53	30.4%
42390 DATA ENTRY FEE-GENERAL SESS	-63,000	-63,000	-18,675.89	-4,452.33	-44,324.11	29.6%
42392 GEN SESSIONS VICTIM ASSESSMNT	-50,000	-50,000	-17,673.93	-4,093.65	-32,326.07	35.3%
42410 FINES	-1,700	-1,700	-323.00	-67.45	-1,377.00	19.0%
42420 OFFICERS COSTS	-15,000	-15,000	-6,416.77	-1,255.90	-8,583.23	42.8%
42450 JAIL FEES	-63,000	-63,000	-8,947.90	-823.97	-54,052.10	14.2%

MONTGOMERY COUNTY GOVERNMENT, TN



YEAR-TO-DATE BUDGET REPORT

FOR 2023 05

JOURNAL DETAIL 2023 1 TO 2023 5

	ORIGINAL ESTIM REV	REVISED EST REV	ACTUAL YTD REVENUE	ACTUAL MTD REVENUE	REMAINING REVENUE	PCT COLL
42490 DATA ENTRY FEE-JUVENILE COURT	-10,250	-10,250	-2,313.02	-480.00	-7,936.98	22.6%
42520 OFFICERS COSTS	-35,000	-35,000	-12,365.35	-2,959.90	-22,634.65	35.3%
42530 DATA ENTRY FEE -CHANCERY COUR	-5,000	-5,000	-1,864.00	-452.00	-3,136.00	37.3%
42610 FINES	-1,000	-1,000	-225.15	-71.25	-774.85	22.5%
42641 DRUG COURT FEES	-30,000	-30,000	-23,185.00	-4,600.00	-6,815.00	77.3%
42910 PROCEEDS -CONFISCATED PROPERT	-3,000	-3,000	-525.00	.00	-2,475.00	17.5%
42990 OTHER FINES/FORFEITS/PENALTIE	-18,300	-18,300	-2,877.62	-530.50	-15,422.38	15.7%
43120 PATIENT CHARGES	-6,900,000	-6,900,000	-2,791,664.59	-831,770.78	-4,108,335.41	40.5%
43140 ZONING STUDIES	-4,500	-4,500	-1,500.00	-250.00	-3,000.00	33.3%
43190 OTHER GENERAL SERVICE CHARGES	-55,000	-55,000	-29,971.00	-5,328.00	-25,029.00	54.5%
43340 RECREATION FEES	-17,000	-17,000	-44,195.00	400.00	27,195.00	260.0%
43350 COPY FEES	-9,200	-9,200	-5,152.67	-904.60	-4,047.33	56.0%
43365 ARCHIVE & RECORD MANAGEMENT	-475,500	-475,500	-166,277.06	-39,216.10	-309,222.94	35.0%
43366 GREENBELT LATE APPLICATION FE	0	0	-250.00	.00	250.00	100.0%
43370 TELEPHONE COMMISSIONS	-387,000	-387,000	-133,899.18	-33,510.27	-253,100.82	34.6%
43380 VENDING MACHINE COLLECTIONS	-68,000	-68,000	-26,993.68	-7,981.06	-41,006.32	39.7%
43383 TITLING AND REGISTRATION	0	0	-68,635.00	-16,711.00	68,635.00	100.0%
43392 DATA PROCESSING FEES -REGISTE	-80,000	-80,000	-31,420.00	-6,550.00	-48,580.00	39.3%
43393 PROBATION FEES	-27,000	-27,000	-3,038.00	-60.00	-23,962.00	11.3%
43394 DATA PROCESSING FEES - SHERIF	-30,000	-30,000	-10,471.80	-2,635.24	-19,528.20	34.9%
43395 SEXUAL OFFENDER FEE - SHERIFF	-18,000	-18,000	-4,000.00	-900.00	-14,000.00	22.2%
43396 DATA PROCESSING FEE-COUNTY CL	-30,000	-30,000	-6,341.00	-1,383.00	-23,659.00	21.1%
43990 OTHER CHARGES FOR SERVICES	-4,200	-4,200	-5,799.00	-242.00	1,599.00	138.1%
44110 INTEREST EARNED	-100,000	-100,000	1,464,697.47	-190,088.75	-1,564,697.47	-1464.7%
44120 LEASE/RENTALS	-594,458	-594,458	-138,506.50	-25,360.00	-455,951.50	23.3%
44140 SALE OF MAPS	-3,000	-3,000	.00	.00	-3,000.00	.0%
44170 MISCELLANEOUS REFUNDS	-341,804	-341,804	-137,261.89	-23,639.68	-204,542.11	40.2%
44530 SALE OF EQUIPMENT	-5,000	-5,000	-61,100.00	.00	56,100.00	1222.0%
44990 OTHER LOCAL REVENUES	-456,355	-456,355	-207,254.29	-41,489.95	-249,100.71	45.4%
45510 COUNTY CLERK	-2,100,000	-2,100,000	-747,469.70	-171,757.11	-1,352,530.30	35.6%
45520 CIRCUIT COURT CLERK	-680,000	-680,000	-242,451.09	-54,438.84	-437,548.91	35.7%
45540 GENERAL SESSIONS COURT CLERK	-1,700,000	-1,700,000	-638,695.33	-160,467.08	-1,061,304.67	37.6%
45550 CLERK & MASTER	-425,000	-425,000	-161,444.35	-33,908.92	-263,555.65	38.0%
45560 JUVENILE COURT CLERK	-200,000	-200,000	-60,887.44	-8,336.08	-139,112.56	30.4%
45580 REGISTER	-1,000,000	-1,000,000	-589,697.82	-117,940.65	-410,302.18	59.0%
45590 SHERIFF	-70,000	-70,000	-38,824.07	-7,227.69	-31,175.93	55.5%
45610 TRUSTEE	-4,000,000	-4,000,000	-667,053.76	-190,100.55	-3,332,946.24	16.7%
46110 JUVENILE SERVICES PROGRAM	-580,011	-580,011	-139,390.66	-92,849.50	-440,620.34	24.0%
46210 LAW ENFORCEMENT TRAINING PROG	-65,400	-75,400	.00	.00	-75,400.00	.0%
46290 OTHER PUB SAFETY GRANT	0	-1,700	-1,700.00	.00	.00	100.0%
46390 OTHER HEALTH & WELFARE GRANT	-130,000	-143,000	-29,758.52	.00	-113,241.48	20.8%
46430 LITTER PROGRAM	-91,300	-91,300	-1,898.46	-9,939.80	-89,401.54	2.1%
46490 OTHER PUBLIC SAFETY GRANTS	0	-23,380	.00	.00	-23,380.00	.0%
46810 FLOOD CONTROL	-500	-500	-3,536.25	.00	3,036.25	707.3%

# MONTGOMERY COUNTY GOVERNMENT, TN



## YEAR-TO-DATE BUDGET REPORT

FOR 2023 05

JOURNAL DETAIL 2023 1 TO 2023 5

	ORIGINAL ESTIM REV	REVISED EST REV	ACTUAL YTD REVENUE	ACTUAL MTD REVENUE	REMAINING REVENUE	PGT COLL
46830 BEER TAX	-18,000	-18,000	-10,442.57	.00	-7,557.43	58.0%
46835 VEHICLE CERTIFICATE OF TITLE	-27,000	-27,000	-9,395.20	-2,205.65	-17,604.80	34.8%
46840 ALCOHOLIC BEVERAGE TAX	-250,000	-250,000	-200,227.55	-98,492.43	-49,772.45	80.1%
46851 STATE REVENUE SHARING - T.V.A	-1,828,069	-1,828,069	-540,417.14	-540,417.14	-1,287,651.86	29.6%
46852 REVENUE SHARING - TELECOM	-200,000	-200,000	-87,081.61	-22,211.66	-112,918.39	43.5%
46855 SHARED SPRTS GAMING PRIVILEGE	0	0	-31,631.04	-18,536.48	31,631.04	100.0%
46890 PRISONER TRANSPORTATION	-15,000	-15,000	-3,134.33	-26.22	-11,865.67	20.9%
46915 CONTRACTED PRISONER BOARDING	-260,000	-260,000	-123,820.00	.00	-136,180.00	47.6%
46960 REGISTRAR'S SALARY SUPPLEMENT	-15,164	-15,164	-3,791.00	.00	-11,373.00	25.0%
46980 OTHER STATE GRANTS	-3,458,402	-4,889,502	-518,833.38	-201,478.11	-4,370,668.62	10.6%
46990 OTHER STATE REVENUES	-35,000	-88,561	-341,082.71	-218,807.31	252,521.71	385.1%
47235 HOMELAND SECURITY GRANTS	-74,350	-215,089	-9,198.05	.00	-205,890.95	4.3%
47590 OTHER FEDERAL THROUGH STATE	-54,638	-242,464	-24,933.22	-5,325.73	-217,530.78	10.3%
47700 ASSET FORFEITURE FUNDS	-292,000	-292,000	-9,338.44	-3,014.81	-282,661.56	3.2%
47990 OTHER DIRECT FEDERAL REVENUE	-2,000	-570,000	-4,468.86	-3,668.86	-565,531.14	.8%
48130 CONTRIBUTIONS	-267,973	-280,873	-40,836.50	-14,143.25	-240,036.50	14.5%
48140 CONTRACTED SERVICES	-264,000	-264,000	-97,697.65	.00	-166,302.35	37.0%
48610 DONATIONS	-4,110	-54,110	-14,085.67	-328.80	-40,024.33	26.0%
49700 INSURANCE RECOVERY	0	0	-102,894.14	-2,083.30	102,894.14	100.0%
49800 OPERATING TRANSFERS	-130,534	-140,534	.00	.00	-140,534.00	.0%
<b>TOTAL COUNTY GENERAL</b>	<b>-107,788,233</b>	<b>-110,290,439</b>	<b>-12,965,682.04</b>	<b>-3,699,987.69</b>	<b>-97,324,756.96</b>	<b>11.8%</b>
<b>GENERAL ROADS</b>						
40110 CURRENT PROPERTY TAX	-6,168,000	-6,168,000	-93,622.58	.00	-6,074,377.42	1.5%
40120 TRUSTEE'S COLLECTIONS - PYR	-108,000	-108,000	-29,901.45	.00	-78,098.55	27.7%
40125 TRUSTEE COLLECTIONS - BANKRUP	-3,000	-3,000	-1,537.81	.00	-1,462.19	51.3%
40130 CIRCUIT/CHANCERY COLLECT-PYR	-50,000	-50,000	-16,052.63	.00	-33,947.37	32.1%
40140 INTEREST & PENALTY	-41,325	-41,325	-10,286.82	.00	-31,038.18	24.9%
40270 BUSINESS TAX	-120,000	-120,000	-17,438.04	-3,655.58	-102,561.96	14.5%
40280 MINERAL SEVERANCE TAX	-284,440	-284,440	-120,559.42	.00	-163,880.58	42.4%
40320 BANK EXCISE TAX	-28,143	-28,143	.00	.00	-28,143.00	.0%
44170 MISCELLANEOUS REFUNDS	-20,000	-20,000	-8,899.87	.00	-11,100.13	44.5%
44530 SALE OF EQUIPMENT	0	0	-48,363.00	-20,400.00	48,363.00	100.0%
46410 BRIDGE PROGRAM	-350,000	-1,447,645	.00	.00	-1,447,645.00	.0%
46420 STATE AID PROGRAM	-400,000	-400,000	.00	.00	-400,000.00	.0%
46920 GASOLINE & MOTOR FUEL TAX	-3,912,000	-3,912,000	-1,570,398.87	-398,707.57	-2,341,601.13	40.1%
46930 PETROLEUM SPECIAL TAX	-124,345	-124,345	-48,604.69	-12,151.14	-75,740.31	39.1%
46980 OTHER STATE GRANTS	0	-280,000	.00	.00	-280,000.00	.0%
49700 INSURANCE RECOVERY	-3,000	-3,000	-1,210.00	.00	-1,790.00	40.3%
<b>TOTAL GENERAL ROADS</b>	<b>-11,612,253</b>	<b>-12,989,898</b>	<b>-1,966,875.18</b>	<b>-434,914.29</b>	<b>-11,023,022.82</b>	<b>15.1%</b>

# MONTGOMERY COUNTY GOVERNMENT, TN



## YEAR-TO-DATE BUDGET REPORT

FOR 2023 05

JOURNAL DETAIL 2023 1 TO 2023 5

	ORIGINAL ESTIM. REV.	REVISED EST. REV.	ACTUAL YTD REVENUE	ACTUAL MTD REVENUE	REMAINING REVENUE	PCT. COLL.
<b>DEBT SERVICE</b>						
40110 CURRENT PROPERTY TAX	-38,550,000	-38,550,000	-585,167.36	.00	-37,964,832.64	1.5%
40120 TRUSTEE'S COLLECTIONS - PYR	-650,000	-650,000	-188,438.72	.00	-461,561.28	29.0%
40125 TRUSTEE COLLECTIONS - BANKRUP	-20,000	-20,000	-9,611.66	.00	-10,388.34	48.1%
40130 CIRCUIT/CHANCERY COLLECT-PYR	-250,000	-250,000	-100,328.90	.00	-149,671.10	40.1%
40140 INTEREST & PENALTY	-200,000	-200,000	-66,320.88	.00	-133,679.12	33.2%
40163 PMTS IN LIEU OF TAXES - OTHER	-640,933	-640,933	.00	.00	-640,933.00	.0%
40210 LOCAL OPTION SALES TAX	-225,000	-225,000	-243,686.50	-55,411.28	18,686.50	108.3%
40250 LITIGATION TAX - GENERAL	-250,000	-250,000	-124,613.63	-30,840.61	-125,386.37	49.8%
40266 LITIGATION TAX-JAIL/WH/CH	-300,000	-300,000	-135,087.31	-33,530.39	-164,912.69	45.0%
40270 BUSINESS TAX	-120,000	-120,000	-17,438.04	-3,655.58	-102,561.96	14.5%
40285 ADEQUATE FACILITIES TAX	-2,300,000	-2,300,000	-1,160,000.00	-186,500.00	-1,140,000.00	50.4%
40320 BANK EXCISE TAX	-175,000	-175,000	.00	.00	-175,000.00	.0%
44110 INTEREST EARNED	-500,000	-500,000	-626,058.02	-109,205.80	126,058.02	125.2%
44990 OTHER LOCAL REVENUES	-196,324	-196,324	.00	.00	-196,324.00	.0%
49800 OPERATING TRANSFERS	-6,432,721	-6,432,721	-7,125.00	.00	-6,425,596.00	.1%
<b>TOTAL DEBT SERVICE</b>	<b>-50,809,978</b>	<b>-50,809,978</b>	<b>-3,263,876.02</b>	<b>-419,143.66</b>	<b>-47,546,101.98</b>	<b>6.4%</b>
<b>CAPITAL PROJECTS</b>						
40110 CURRENT PROPERTY TAX	-10,280,000	-10,280,000	-156,020.58	.00	-10,123,979.42	1.5%
40120 TRUSTEE'S COLLECTIONS - PYR	-150,000	-150,000	-49,121.85	.00	-100,878.15	32.7%
40125 TRUSTEE COLLECTIONS - BANKRUP	-4,500	-4,500	-2,563.12	.00	-1,936.88	57.0%
40130 CIRCUIT/CHANCERY COLLECT-PYR	-45,000	-45,000	-26,754.37	.00	-18,245.63	59.5%
40140 INTEREST & PENALTY	-40,000	-40,000	-16,131.30	.00	-23,868.70	40.3%
40220 HOTEL/MOTEL TAX	-1,750,000	-1,750,000	-847,258.82	.00	-902,741.18	48.4%
40240 WHEEL TAX	-5,000,000	-5,000,000	-2,745,498.97	-628,594.94	-2,254,501.03	54.9%
40320 BANK EXCISE TAX	-50,000	-50,000	.00	.00	-50,000.00	.0%
44110 INTEREST EARNED	-5,000	-5,000	-1,089,386.10	-281,568.57	1,084,386.10	*****%
44170 MISCELLANEOUS REFUNDS	0	0	-69,000.00	-69,000.00	69,000.00	100.0%
46980 OTHER STATE GRANTS	-500,000	-14,500,000	-14,000,000.00	.00	-500,000.00	96.6%
47590 OTHER FEDERAL THROUGH STATE	0	0	-1,260.52	.00	1,260.52	100.0%
48130 CONTRIBUTIONS	-1,000,000	-1,000,000	-735,000.00	.00	-265,000.00	73.5%
48610 DONATIONS	0	0	-250.00	-100.00	250.00	100.0%
49100 BOND PROCEEDS	-20,500,000	-20,500,000	-29,000,000.00	.00	8,500,000.00	141.5%
49410 PREMIUM ON DEBT SOLD	0	0	-2,372,737.95	.00	2,372,737.95	100.0%
49800 OPERATING TRANSFERS	-10,415,000	-10,415,000	.00	.00	-10,415,000.00	.0%
<b>TOTAL CAPITAL PROJECTS</b>	<b>-49,739,500</b>	<b>-63,739,500</b>	<b>-51,110,983.58</b>	<b>-979,263.51</b>	<b>-12,628,516.42</b>	<b>80.2%</b>

# MONTGOMERY COUNTY GOVERNMENT, TN



## YEAR-TO-DATE BUDGET REPORT

FOR 2023 05

JOURNAL DETAIL 2023 1 TO 2023 5

	ORIGINAL ESTIM. REV.	REVISED ESTIM. REV.	ACTUAL YTD. REVENUE	ACTUAL MTD. REVENUE	REMAINING REVENUE	PCT. COM.
--	----------------------	---------------------	---------------------	---------------------	-------------------	-----------

**266 WORKER'S COMPENSATION**

44170 MISCELLANEOUS REFUNDS	0	0	-760.64	.00	760.64	100.0%
49800 OPERATING TRANSFERS	-787,100	-787,100	-787,111.00	.00	11.00	100.0%
TOTAL WORKER'S COMPENSATION	-787,100	-787,100	-787,871.64	.00	771.64	100.1%

GRAND TOTAL -220,737,064-238,616,915 -70,095,288.46 -5,533,309.15 -168,521,626.54 29.4%

\*\* END OF REPORT - Generated by Mariel Lopez-Gonzalez \*\*

# MONTGOMERY COUNTY GOVERNMENT, TN



## YEAR-TO-DATE BUDGET REPORT

FOR 2023 05

JOURNAL DETAIL 2023 1 TO 2023 5

	ORIGINAL APPROP	REVISED BUDGET	YTD EXPENDED	MTD EXPENDED	ENCUMBRANCES	"AVAILABLE" BUDGET	PCT. USED
<b>1010 COUNTY GENERAL</b>							
51100 COUNTY COMMISSION	418,036	419,166	126,990.01	31,015.94	17,949.49	274,226.50	34.6%
51210 BOARD OF EQUALIZATION	11,128	11,128	484.44	.00	.00	10,643.56	4.4%
51220 BEER BOARD	5,693	5,693	1,020.97	.00	.00	4,672.03	17.9%
51240 OTHER BOARDS & COMMITTEES	6,890	6,890	1,289.83	967.51	.00	5,600.17	18.7%
51300 COUNTY MAYOR	647,891	648,012	243,676.88	52,844.47	5,865.58	398,469.26	38.5%
51310 HUMAN RESOURCES	1,264,303	1,444,256	468,813.46	102,680.06	252,786.38	722,656.44	50.0%
51400 COUNTY ATTORNEY	250,000	261,737	2,290.00	1,035.00	.00	259,446.77	.9%
51500 ELECTION COMMISSION	927,846	2,178,973	469,211.01	160,214.80	12,627.86	1,697,134.23	22.1%
51600 REGISTER OF DEEDS	635,906	669,771	262,163.09	42,721.91	21,602.31	386,005.60	42.4%
51720 PLANNING	459,283	459,283	220,297.77	.00	.00	238,985.23	48.0%
51730 BUILDING	629,014	629,929	242,351.30	45,786.06	2,664.44	384,913.34	38.9%
51750 CODES COMPLIANCE	1,247,986	1,248,082	498,898.02	95,367.83	2,178.16	747,005.41	40.1%
51760 GEOGRAPHICAL INFO SYSTEMS	295,215	455,215	193,882.20	143,586.92	188,913.08	72,419.72	84.1%
51800 COUNTY BUILDINGS	474,940	481,095	194,616.00	30,243.45	30,240.30	256,238.45	46.7%
51810 FACILITIES	3,475,503	3,639,642	1,628,962.82	334,567.66	412,369.30	1,598,310.15	56.1%
51900 OTHER GENERAL ADMINISTRATION	1,350,923	1,363,151	509,758.24	101,289.41	4,740.15	848,652.13	37.7%
51910 ARCHIVES	506,377	541,105	203,144.95	58,523.23	5,016.18	332,943.99	38.5%
52100 ACCOUNTS & BUDGETS	945,254	960,804	330,582.60	59,813.22	19,306.33	610,915.07	36.4%
52200 PURCHASING	385,038	409,386	183,496.00	53,898.52	6,745.06	219,145.37	46.5%
52300 PROPERTY ASSESSOR'S OFFICE	2,252,979	2,505,403	784,787.03	125,563.29	362,349.54	1,358,266.17	45.8%
52400 COUNTY TRUSTEES OFFICE	922,890	928,771	335,714.67	58,377.07	50,643.26	542,413.44	41.6%
52500 COUNTY CLERK'S OFFICE	3,549,121	3,551,599	1,378,440.44	258,843.97	27,058.42	2,146,100.32	39.6%
52600 INFORMATION SYSTEMS	4,305,901	4,503,711	2,161,585.12	320,671.25	367,642.22	1,974,483.56	56.2%
52900 OTHER FINANCE	61,300	71,849	18,726.12	.00	.00	53,122.40	26.1%
53100 CIRCUIT COURT	4,266,976	4,270,348	1,647,114.12	291,336.95	19,071.79	2,604,162.19	39.0%
53300 GENERAL SESSIONS COURT	693,100	693,100	262,158.83	58,999.12	.00	430,941.17	37.8%
53330 DRUG COURT	70,000	71,041	19,107.72	3,313.11	1,661.93	50,271.29	29.2%
53400 CHANCERY COURT	807,284	850,475	328,399.01	60,693.24	11,065.34	511,010.73	39.9%
53500 JUVENILE COURT	1,709,428	1,815,069	679,748.43	143,722.58	176,323.19	958,997.16	47.2%
53600 DISTRICT ATTORNEY GENERAL	84,750	91,775	21,907.89	3,296.93	14,525.75	55,341.36	39.7%
53610 OFFICE OF PUBLIC DEFENDER	7,313	7,313	6,585.46	1,075.09	.00	727.54	90.1%
53700 JUDICIAL COMMISSIONERS	332,750	332,894	125,329.53	22,353.75	1,297.98	206,266.71	38.0%
53800 VETERANS' TREATMENT COURT	430,610	443,610	177,693.49	32,312.28	47,187.38	218,729.13	50.7%
53900 OTHER ADMINISTRATION/ JUSTICE	530,827	533,107	116,228.47	79,347.13	.00	416,878.53	21.8%
53910 ADULT PROBATION SERVICES	1,327,371	1,340,800	372,381.43	71,677.41	32,876.24	935,542.79	30.2%
54110 SHERIFF'S DEPARTMENT	16,286,048	17,438,630	6,501,367.17	1,284,604.91	1,654,902.92	9,282,360.08	46.8%
54120 SPECIAL PATROLS	4,308,449	4,416,545	1,750,544.09	340,903.45	26,261.85	2,639,739.06	40.2%
54150 DRUG ENFORCEMENT	70,000	70,166	.00	.00	44,979.95	25,186.35	64.1%
54160 SEXUAL OFFENDER REGISTRY	14,000	14,000	1,735.31	115.32	548.94	11,715.75	16.3%
54210 JAIL	16,987,635	18,199,349	6,728,464.76	1,407,393.71	2,495,223.00	8,975,660.97	50.7%

# MONTGOMERY COUNTY GOVERNMENT, TN



## YEAR-TO-DATE BUDGET REPORT

FOR 2023 05

JOURNAL DETAIL 2023 1 TO 2023 5

	ORIGINAL APPROP	REVISED BUDGET	YTD EXPENDED	MTD EXPENDED	ENCUMBRANCES	AVAILABLE BUDGET	PGT USED
54220 WORKHOUSE	2,149,936	2,164,284	680,934.62	119,879.29	311,343.08	1,172,005.97	45.8%
54230 COMMUNITY CORRECTIONS	650,417	655,873	252,224.62	42,093.87	48,369.50	355,278.46	45.8%
54240 JUVENILE SERVICES	320,523	320,881	134,852.22	25,018.87	4,351.02	181,678.12	43.4%
54310 FIRE PREVENTION & CONTROL	632,489	681,122	173,819.80	23,751.40	50,911.31	456,391.15	33.0%
54410 EMERGENCY MANAGEMENT	626,327	627,293	252,866.06	45,880.38	1,772.95	372,653.49	40.6%
54490 OTHER EMERGENCY MANAGEMENT	0	131,541	.00	.00	840.00	130,701.00	.6%
54610 COUNTY CORONER / MED EXAMINER	510,000	510,000	108,540.00	24,900.00	14,500.00	386,960.00	24.1%
55110 HEALTH DEPARTMENT	282,720	283,363	69,393.82	10,238.97	450.00	213,519.18	24.6%
55120 RABIES & ANIMAL CONTROL	1,708,311	1,782,524	647,137.19	115,374.87	102,450.86	1,032,936.32	42.1%
55130 AMBULANCE SERVICE	15,518,661	15,533,503	6,022,435.22	1,324,307.01	593,169.54	8,917,898.45	42.6%
55190 OTHER LOCAL HLTH SRVCS (WIC)	2,983,472	3,093,700	898,898.71	165,887.81	206.00	2,194,595.29	29.1%
55390 APPROPRIATION TO STATE	156,123	156,123	.00	.00	.00	156,123.00	.0%
55590 OTHER LOCAL WELFARE SERVICES	20,825	20,825	4,300.00	1,000.00	100.00	16,425.00	21.1%
55900 OTHER PUBLIC HEALTH & WELFARE	25,000	25,000	.00	.00	.00	25,000.00	.0%
56500 LIBRARIES	2,181,380	2,271,380	1,090,690.00	.00	.00	1,180,690.00	48.0%
56700 PARKS & FAIR BOARDS	3,023,367	3,138,140	921,683.04	211,645.62	264,872.45	1,951,584.49	37.8%
56900 OTHER SOCIAL, CULTURAL & REC	9,688	9,748	1,303.80	366.61	385.00	8,059.20	17.3%
57100 AGRICULTURAL EXTENSION SERVIC	480,423	481,402	100,434.41	4,459.74	35,197.96	345,770.06	28.2%
57300 FOREST SERVICE	2,000	2,000	2,000.00	2,000.00	.00	.00	100.0%
57500 SOIL CONSERVATION	64,083	64,083	26,373.95	4,980.44	272.00	37,437.05	41.6%
58110 TOURISM	1,825,000	1,825,000	1,346,791.60	182,462.31	.00	478,208.40	73.8%
58120 INDUSTRIAL DEVELOPMENT	2,152,625	2,152,625	492,745.78	84,312.78	.00	1,659,879.22	22.9%
58220 AIRPORT	442,430	442,430	221,214.00	.00	.00	221,216.00	50.0%
58300 VETERAN'S SERVICES	634,833	634,833	260,314.77	49,053.65	4,387.11	370,131.12	41.7%
58400 OTHER CHARGES	3,051,966	3,051,966	1,433,533.82	67,500.00	.00	1,618,432.18	47.0%
58500 CONTRIBUTION TO OTHER AGENCIE	2,731,500	2,731,500	685,830.00	17,882.00	.00	2,045,670.00	25.1%
58600 EMPLOYEE BENEFITS	573,000	7,103,000	249,324.17	6,159.07	.00	6,853,675.83	3.5%
58900 MISC-CONT RESERVE	15,000	15,000	.00	.00	.00	15,000.00	.0%
64000 LITTER & TRASH COLLECTION	183,027	183,027	84,420.17	29,496.30	.00	98,606.83	46.1%
99100 OPERATING TRANSFERS	654,440	654,440	654,440.00	.00	.00	.00	100.0%
<b>TOTAL COUNTY GENERAL</b>	<b>116,565,524</b>	<b>128,729,479</b>	<b>46,016,450.45</b>	<b>8,437,807.54</b>	<b>7,750,203.10</b>	<b>74,962,825.93</b>	<b>41.8%</b>

### GENERAL ROADS

61000 ADMINISTRATION	736,098	736,148	256,964.51	51,140.79	13,310.16	465,873.33	36.7%
62000 HIGHWAY & BRIDGE MAINTENANCE	8,056,227	8,517,213	3,282,259.84	809,332.20	357,486.72	4,877,466.64	42.7%
63100 OPERATION & MAINT OF EQUIPMEN	1,426,167	1,436,142	625,924.61	144,969.85	52,362.62	757,855.22	47.2%
63600 TRAFFIC CONTROL	728,535	731,662	285,805.62	47,742.45	77,612.44	368,244.21	49.7%
65000 OTHER CHARGES	629,480	629,758	184,867.98	1,470.83	6,440.41	438,449.55	30.4%
66000 EMPLOYEE BENEFITS	59,000	559,000	15,831.03	.00	.00	543,168.97	2.8%
68000 CAPITAL OUTLAY	2,700,000	6,278,752	1,567,961.38	1,438,355.30	2,889,559.21	1,821,231.47	71.0%



# MONTGOMERY COUNTY GOVERNMENT, TN



## YEAR-TO-DATE BUDGET REPORT

FOR 2023 05

JOURNAL DETAIL 2023 1 TO 2023 5

	ORIGINAL APPROP.	REVISED BUDGET	YTD. EXPENDED	MTD EXPENDED	ENCUMBRANCES	AVAILABLE BUDGET	PCT. USED
TOTAL GENERAL ROADS	14,335,507	18,888,676	6,219,614.97	2,493,011.42	3,396,771.56	9,272,289.39	50.9%
<b>1511 DEBT SERVICE</b>							
82110 PRINCIPAL-GENERAL GOVERNMENT	10,602,850	10,602,850	.00	.00	.00	10,602,850.00	.0%
82130 PRINCIPAL-EDUCATION	22,710,119	22,710,119	623,984.40	103,997.40	.00	22,086,134.60	2.7%
82210 INTEREST-GENERAL GOVERNMENT	7,693,508	7,693,508	3,935,429.94	.00	.00	3,758,078.06	51.2%
82230 INTEREST-EDUCATION	9,859,515	9,859,515	4,774,247.65	25,250.00	.00	5,085,267.35	48.4%
82310 OTHER DEBT SERV-COUNTY GOVT	453,500	453,500	14,593.52	.00	.00	438,906.48	3.2%
82330 OTHER DEBT SERV.-EDUCATION	678,000	678,000	31,865.30	1,666.67	.00	646,134.70	4.7%
TOTAL DEBT SERVICE	51,997,492	51,997,492	9,380,120.81	130,914.07	.00	42,617,371.19	18.0%
<b>1571 CAPITAL PROJECTS</b>							
00000 NON-DEDICATED ACCOUNT	300,000	300,000	41,932.93	.00	.00	258,067.07	14.0%
82310 OTHER DEBT SERV-COUNTY GOVT	0	0	221,807.56	-21,887.00	.00	-221,807.56	100.0%
91110 GENERAL ADMINISTRATION PROJEC	19,020,000	55,377,404	15,586,028.44	4,647,925.78	6,946,690.96	32,844,684.67	40.7%
91120 ADMIN OF JUSTICE PROJECTS	0	26,357	26,356.54	.00	.00	.00	100.0%
91130 PUBLIC SAFETY PROJECTS	220,000	1,784,511	492,300.66	187,474.51	244,096.75	1,048,113.82	41.3%
91140 PUBLIC HEALTH /WELFARE PROJEC	750,000	3,383,495	804,080.77	282,951.11	1,137,812.79	1,441,601.18	57.4%
91150 SOCIAL/CULTURAL/REC PROJECTS	10,670,000	11,231,191	79,418.16	58,362.55	183,468.76	10,968,304.39	2.3%
91190 OTHER GENERAL GOVT PROJECTS	1,500,000	1,535,675	33,990.23	.00	.00	1,501,684.77	2.2%
91200 HIGHWAY & STREET CAP PROJECTS	7,435,000	12,599,363	206,024.75	67,094.67	1,339,792.77	11,053,545.06	12.3%
91300 EDUCATION CAPITAL PROJECTS	3,500,000	99,609,441	32,477,955.15	9,789,698.00	.00	67,131,485.85	32.6%
TOTAL CAPITAL PROJECTS	43,395,000	185,847,436	49,969,895.19	15,011,619.62	9,851,862.03	126,025,679.25	32.2%
<b>266 WORKER'S COMPENSATION</b>							
51920 RISK MANAGEMENT	626,290	700,479	133,594.44	23,417.54	103,713.34	463,171.46	33.9%
54110 SHERIFF'S DEPARTMENT	0	0	12,920.20	1,189.47	.00	-12,920.20	100.0%
54210 JAIL	0	0	16,924.99	3,674.68	.00	-16,924.99	100.0%
54410 EMERGENCY MANAGEMENT	0	0	5,743.22	1,452.32	.00	-5,743.22	100.0%
55120 RABIES & ANIMAL CONTROL	0	0	1,168.85	150.00	.00	-1,168.85	100.0%
55130 AMBULANCE SERVICE	0	0	16,130.67	2,087.10	.00	-16,130.67	100.0%
55754 LANDFILL OPERATION/MAINTENANC	0	0	3,541.34	902.38	.00	-3,541.34	100.0%
56500 LIBRARIES	0	0	503.90	490.87	.00	-503.90	100.0%
56700 PARKS & FAIR BOARDS	0	0	642.54	.00	.00	-642.54	100.0%

# MONTGOMERY COUNTY GOVERNMENT, TN



## YEAR-TO-DATE BUDGET REPORT

FOR 2023 05

JOURNAL DETAIL 2023 1 TO 2023 5

	ORIGINAL APPROP.	REVISED BUDGET	YTD EXPENDED	MTD EXPENDED	ENCUMBRANCES	AVAILABLE BUDGET	PCT. USED
TOTAL WORKER'S COMPENSATION	626,290	700,479	191,170.15	33,364.36	103,713.34	405,595.75	42.1%
GRAND TOTAL	226,919,813	386,163,563	111,777,251.57	26,106,717.01	21,102,550.03	253,283,761.51	34.4%

\*\* END OF REPORT - Generated by Mariel Lopez-Gonzalez \*\*



**Montgomery County, Tennessee**  
**Office of Trustee**  
**Monthly Financial Report**  
**For the Month Ending 11/30/2022**

ASSET		<u>Beginning Balance</u>	<u>Debits</u>	<u>Credits</u>	<u>Ending Balance</u>
999-11120	CASH ON HAND	2,000.00	33,126,732.19	33,126,732.19	2,000.00
999-11130-003	F & M BANK-TAX PAYMENTS	10,557,683.04	814,650.01	5,203,982.00	6,168,351.05
999-11130-006	PLANTERS BANK-MMA(TAX ACCOUNT)	1,150,310.09	61,630.56	30,742.00	1,181,198.65
999-11130-008	CUMBERLAND BK - TAX ACCOUNT	2,291,157.67	202,048.10	100,197.00	2,393,008.77
999-11130-022	PLANTERS BANK-OTHER CNTY GOVT CC	1,457,878.00	62,170.65	30,993.80	1,489,054.85
999-11130-025	LEGENDS BANK - BI-COUNTY FEES	10,000.00	509,356.54	509,356.54	10,000.00
999-11130-026	PLANTERS BANK -209	156,253.97	5,653.38	642.70	161,264.56
999-11130-027	REGIONS - OPERATING	26,682,821.27	126,477,249.68	129,504,529.14	23,655,541.81
999-11130-029	REGIONS - SCHOOL CLEARING	0.00	22,471,630.93	22,471,630.93	0.00
999-11130-030	CMCSS CREDIT CARD ACCT	11,809.16	4,120.69	540.35	15,389.50
999-11130-031	REGIONS - MCG CLEARING (NEW)	0.00	16,339,896.88	16,339,896.88	0.00
999-11130-032	F & M DISBURSEMENTS	86,757.18	5,041,883.64	5,041,603.04	87,037.18
999-11300-004	LEGENDS BANK - 207	17,294,826.65	512,155.94	5,000,000.00	12,806,982.59
999-11300-019	LOCAL GOVT INVESTMENT POOL 101	49,656.32	124.41		49,780.73
999-11300-028	REGIONS - CAPITAL PROJECTS	12,874,918.53	70,275.69		12,945,194.22
999-11300-029	REGIONS - GO PUBLIC IMPROVEMENT	2,781,823.58	15,184.14		2,797,007.72
999-11300-030	REGIONS - WORKER'S COMP	886,793.23	473.75		887,266.98
999-11300-035	REGIONS - E911	454,560.87	2,481.15		457,042.02
999-11300-037	REGIONS - DEBT SERVICE	227,878.46	1,243.84		229,122.30
999-11300-038	REGIONS - UNEMPLOYMENT TRUST	122,234.22	667.19		122,901.41
999-11300-040	HILLIARD LYONS/BAIRD	10,399,400.98			10,399,400.98
999-11300-041	2016A G.O. PUBLIC IMPROVEMENT BOND	19,152,761.83	86,120.90	86,576.48	19,150,306.25
999-11300-042	SHERIFF FEDERAL TREASURY	3,678.87	20.08		3,698.95
999-11300-043	SHERIFF FEDERAL JUSTICE	106,921.59	583.61		107,505.20
999-11300-047	REGIONS - GO CAPITAL OUTLAY	2,934,875.20	16,019.55		2,950,894.75
999-11300-048	REGIONS - GO BOND ANTICIPATION	2,406,890.79	13,137.63		2,420,028.42
999-11300-049	F & M - TAX DEPOSITS	1,849,536.97	15,731,911.59	5,601,650.79	11,979,797.77
999-11300-050	REGIONS - MPEC CONSTRUCTION	19,201,607.54	115,628.69	4,291,226.39	15,026,009.84
999-11300-051	REGIONS -MPEC CAPITALIZED INTEREST	6,648,840.69	36,291.64		6,685,132.33
999-11300-053	REGIONS - AMERICAN RESCUE PLAN ACT	28,502,266.94	155,575.07		28,657,842.01
999-11300-054	MULTI-BANK SECURITIES	147,397,549.90	245,201.60	4,972,248.60	142,670,502.90
999-11300-055	SERIES 2022A CONSTRUCTION FUND	78,475,602.43	428,347.05		78,904,039.48
999-11300-056	MPEC PARKING GARAGE	14,023,983.14	76,547.67		14,100,530.81
999-11300-057	F & M ICS	10,942,226.00	5,006,759.30		15,848,985.30
999-11410	STATE OF TN TAX RELIEF CURR YR	119,833.00	241,923.00	292,917.00	69,839.00
999-11515	COUNTY TAX RELIEF	0.00	26,289.00	26,289.00	0.00
		<b>419,166,428.11</b>	<b>227,899,985.74</b>	<b>232,633,755.52</b>	<b>414,431,658.33</b>

LIABILITY		Beginning	Debits	Credits	Ending
101-21353	PLANNING COMMISSION	0.00			0.00
101-21560	DUE TO LITIGANTS HEIRS AND OTHERS	0.00			0.00
999-20040	EXCESS LAND SALE PAYMENTS 2004	25,830.63			25,830.63
999-20120	EXCESS LAND SALE PAYMENTS 2012	4,739.39			4,739.39
999-20130	EXCESS LAND SALE PAYMENTS 2013	53,146.79			53,146.79
999-20140	EXCESS LAND SALE PAYMENTS 2014	46,401.47			46,401.47
999-21900	TELLER OVER/SHORT	0.20	1.20	1.00	0.00
999-22200	OVERPAYMENTS	9,640.00	129.53	9,005.09	18,515.56
999-22200-001	PAYMENT OVERAGES	30.05	1.00	44.57	73.62
999-24105	CREDIT CARD FEES	0.00			0.00
999-26500	STOP PAYMENTS	0.00			0.00
999-27700	TRUSTEE'S HOLDING ACCOUNT	64.28	5,000,000.00	5,000,000.00	54.28
999-28310	UNDISTRIBUTED TAXES	0.00	315.27	315.27	0.00
999-28311	UNDISTRIBUTED TAXES PAID IN ADVANCE	0.00			0.00
999-29800	FEE/COMMISSION ACCOUNT	190,600.55	191,035.51	364,612.15	364,177.19
101	COUNTY GENERAL FUND	20,374,388.27	11,933,200.76	8,804,372.85	17,245,560.36
122	DRUG CONTROL FUND	101,368.41	557.86	165.78	100,976.33
127	AMERICAN RECOVERY ACT	28,512,248.50	120,009.56	79,756.33	28,471,995.27
131	GENERAL ROAD FUND	9,363,336.11	1,000,499.63	869,816.54	9,232,453.02
141	GENERAL PURPOSE SCHOOL FUND	80,371,680.55	27,291,854.64	30,781,871.57	83,861,697.48
142	SCHOOL FEDERAL PROJECTS FUND	3,612,660.55	3,739,499.87	7,912,018.42	7,785,179.10
143	CHILD NUTRITION FUND	9,294,698.39	2,569,052.87	3,058,317.40	9,783,052.92
144	SCHOOL SYSTEM TRANS FUND	6,406,610.22	1,892,801.00	2,049,612.31	6,563,421.53
146	EXTENDED SCHOOL PROGRAM FUND	2,948,970.64			2,948,970.64
151	DEBT SERVICE FUND	37,857,151.45	205,025.30	3,091,703.45	40,753,829.60
171	CAPITAL PROJECTS FUND	171,283,787.91	15,126,425.54	1,935,734.03	158,073,096.40
177	EDU CAPITAL PROJECTS FUND	2,721,630.13	11,476,104.44	9,789,698.00	1,035,223.69
207	BI-COUNTY LANDFILL	12,473,060.49	2,188,877.24	2,645,834.10	12,930,017.35
208	EMERGENCY COMMUNICATIONS DISTRICT	3,288,770.48	213,142.33	447,791.66	3,523,419.81
209	LIBRARY FUND	1,107,872.69	229,613.74	9,170.00	887,428.95
263	SELF INSURANCE TRUST FUND	26,406,707.73	5,212,268.60	6,916,337.89	28,110,777.02
266	WORKERS' COMPENSATION	1,895,738.18	110,271.87	5,620.85	1,790,987.16
287	UNEMPLOYMENT COMPENSATION	37,846.61	12,177.38	12,177.38	37,846.61
351	CITY OF CLARKSVILLE - SALES TAX	0.00	2,257,777.77	2,257,777.77	0.00
362	MGC RAIL AUTHORITY	8,419.95	91.10	0.19	8,329.04
363	JUDICIAL DISTRICT DRUG FUND	638,190.04	23,356.06	20,884.91	635,718.89
286	DISTRICT ATTORNEY FUND	89,857.45	2,281.54	1,162.32	88,738.23
365	PORT AUTHORITY	50,000.00			50,000.00
		419,165,428.11	90,797,271.61	86,063,501.83	414,431,658.33

This report is submitted in accordance with requirements of section 5-8-505,  
and/or 67-5-1902, Tennessee Code Annotated, and to the best of my knowledge,  
information and belief accurately reflects transactions of this office for the year ended November 30, 2022.

  
\_\_\_\_\_  
Signature

12/9/2022  
\_\_\_\_\_  
Date

**MONTGOMERY COUNTY TRUSTEE**  
\_\_\_\_\_  
Title

CLARKSVILLE-MONTGOMERY COUNTY										
SALES TAX COLLECTIONS COMPARISON REPORT										
	2007-2008	2008-2009	2009-2010	2010-2011	2011-2012	2012-2013	2013-2014	2014-2015	2015-2016	2016-2017
July	\$ 3,651,625.57	\$ 3,807,908.75	\$ 3,844,322.43	\$ 3,973,448.16	\$ 4,308,324.55	\$ 4,969,328.89	\$ 4,810,593.94	\$ 4,852,678.91	\$ 5,168,417.10	\$ 5,108,887.33
August	\$ 4,048,082.83	\$ 3,889,101.80	\$ 4,165,944.24	\$ 4,485,348.58	\$ 4,365,279.31	\$ 4,770,862.11	\$ 4,742,043.02	\$ 5,021,878.21	\$ 5,207,421.78	\$ 5,488,555.29
September	\$ 3,697,336.74	\$ 3,591,425.40	\$ 3,765,977.37	\$ 4,044,918.03	\$ 4,607,426.40	\$ 4,456,831.11	\$ 4,410,740.47	\$ 4,702,911.85	\$ 5,160,876.80	\$ 5,169,524.70
October (August Coll.)	\$ 3,813,108.83	\$ 3,668,073.26	\$ 3,838,197.44	\$ 3,971,898.65	\$ 5,237,736.53	\$ 4,615,895.98	\$ 4,466,844.01	\$ 4,728,833.37	\$ 4,864,832.93	\$ 5,153,508.18
November	\$ 3,929,630.43	\$ 3,614,756.11	\$ 3,824,985.82	\$ 3,943,598.18	\$ 5,120,107.11	\$ 4,634,486.72	\$ 4,813,825.43	\$ 4,903,526.36	\$ 5,171,809.68	\$ 5,382,914.73
December	\$ 3,478,063.68	\$ 3,479,755.37	\$ 3,746,233.60	\$ 3,855,625.06	\$ 4,669,853.03	\$ 4,330,938.30	\$ 4,538,809.17	\$ 4,809,598.88	\$ 4,808,275.18	\$ 5,035,853.77
January	\$ 3,782,528.31	\$ 3,911,901.46	\$ 3,918,328.81	\$ 3,978,924.86	\$ 4,936,179.84	\$ 4,675,880.88	\$ 4,681,693.42	\$ 5,011,973.14	\$ 5,151,710.38	\$ 5,319,404.23
February	\$ 4,782,842.84	\$ 4,884,794.85	\$ 5,220,113.70	\$ 5,316,609.81	\$ 6,281,020.87	\$ 6,624,805.48	\$ 5,929,817.84	\$ 6,585,842.58	\$ 6,735,732.86	\$ 7,131,134.54
March	\$ 3,168,680.40	\$ 3,328,385.22	\$ 3,578,055.71	\$ 3,519,094.43	\$ 4,247,878.33	\$ 3,885,858.93	\$ 4,043,956.23	\$ 4,287,324.18	\$ 4,503,712.84	\$ 4,734,668.30
April	\$ 3,351,303.11	\$ 3,739,232.75	\$ 3,601,787.78	\$ 3,944,758.92	\$ 4,803,176.88	\$ 4,288,888.78	\$ 4,580,279.84	\$ 4,341,404.11	\$ 4,811,278.37	\$ 4,594,802.21
May	\$ 3,814,407.20	\$ 4,014,427.55	\$ 4,303,544.93	\$ 4,527,749.81	\$ 5,310,119.72	\$ 4,751,487.50	\$ 4,933,819.42	\$ 5,157,163.72	\$ 5,322,250.32	\$ 5,755,448.88
June	\$ 3,543,826.22	\$ 3,833,299.78	\$ 4,050,116.80	\$ 4,365,430.36	\$ 4,774,273.97	\$ 4,349,342.21	\$ 4,722,890.55	\$ 4,942,895.62	\$ 5,182,878.37	\$ 5,536,547.51
TOTAL	\$ 45,231,008.12	\$ 48,171,114.72	\$ 48,148,160.21	\$ 49,937,500.82	\$ 58,878,778.02	\$ 55,450,829.84	\$ 59,282,522.04	\$ 59,426,621.10	\$ 62,355,894.89	\$ 64,410,409.89
Increase/Decrease	(\$523,334.19)	\$940,106.60	\$ 1,977,053.49	\$ 1,769,332.71	\$ 8,942,277.10	(\$3,429,151.18)	\$ 831,898.20	\$ 3,144,098.06	\$ 2,929,273.79	\$ 2,054,518.00
MONTH	2017-2018	2018-2019	2019-2020	2020-2021	2021-2022	2022-2023	2023-2024	2024-2025	2025-2026	2026-2027
July	\$ 5,593,532.25	\$ 6,102,326.78	\$ 6,802,369.20	\$ 7,463,613.69	\$ 8,433,496.17	\$ 9,802,378.64				
August	\$ 5,678,437.81	\$ 6,273,117.82	\$ 6,720,876.29	\$ 7,511,004.74	\$ 8,303,509.21	\$ 9,797,993.70				
September	\$ 5,336,330.74	\$ 5,898,213.41	\$ 6,460,370.74	\$ 7,120,547.59	\$ 7,833,492.57	\$ 9,349,554.19				
October	\$ 5,308,674.32	\$ 6,354,157.14	\$ 6,385,967.83	\$ 6,784,012.89	\$ 8,106,436.77	\$ 8,858,583.04				
November	\$ 6,730,083.05	\$ 6,164,629.87	\$ 6,295,804.71	\$ 7,188,367.05	\$ 8,365,163.70	\$ 9,188,248.15				
December	\$ 5,408,782.14	\$ 6,530,780.49	\$ 6,384,368.08	\$ 7,393,332.27	\$ 8,579,042.20					
January	\$ 5,735,987.66	\$ 6,387,448.34	\$ 6,800,428.76	\$ 7,637,687.06	\$ 8,259,850.78					
February	\$ 7,510,440.21	\$ 8,137,189.88	\$ 10,549,056.28	\$ 8,880,277.73	\$ 10,701,832.48					
March	\$ 4,943,127.78	\$ 5,562,388.10	\$ 6,800,973.91	\$ 7,481,758.93	\$ 7,818,282.14					
April	\$ 5,260,184.37	\$ 5,605,081.09	\$ 6,028,266.10	\$ 6,972,091.34	\$ 8,117,715.86					
May	\$ 6,263,165.39	\$ 6,846,982.72	\$ 6,680,023.27	\$ 8,175,885.56	\$ 8,760,110.66					
June	\$ 5,889,030.83	\$ 6,697,484.42	\$ 6,493,892.03	\$ 8,629,283.78	\$ 9,588,650.20					
Total	\$ 65,798,256.25	\$ 77,557,959.88	\$ 81,822,915.28	\$ 92,126,933.51	\$ 105,058,383.80	\$ 46,996,855.72	\$ -	\$ -	\$ -	\$ -
Increase/Decrease	\$ 4,387,846.50	\$ 8,759,703.64	\$ 6,665,035.39	\$ 10,503,838.23	\$ 12,831,450.28					
Kimberly B. Wiggins, Montgomery County Trustee, December 09, 2022.										
						Events that mark Notable Change in Clarksville/Montgomery County Sales Tax Revenue				
						FISCAL YEAR EVENT				
Dec. 2007 - The Worst Recession since the Great Depression began						2007-2008 Presidential Election/Housing Crisis/Banking/Stock Market/Interest Rates Decline/The Big Unwind				
June 2009 - Official Ending of the Worst Recession since the Great Depression, per the Federal Government Officials						2007-2008 Operation Enduring Freedom				
October 2010 - This is the Slowest and Feeblest Recovery in the U.S.A's History. - Steve Forbes						8/2008 \$200 Bill, Federal Bailout of Fannie & Freddie, Lehman Collapse, Merrill bought by BofA, AIG loaned \$85bill. By Fed, Reserve				
First Quarter 2011 - AKA 1/1/11 WAS called the US Economy "The Incredible Shrinking Recovery"-The US Economy appears to have grown by little more than 1.5% in the 1st Qtr., well below the 4% annualized most expected back in January.										
It is no coincidence that bank earnings have been rebounding as well. Inflation/Stagflation, in the 3 months ending Feb., 2011, was running up an annualized rate of 6.0% and does not come close to compensating investors with their current low interest rate of .00%-2.5%.										
WSJ - Great Dumbest Buy? 2011 America Gets Downgraded from AAA to AA+ by Standard & Poor's, now 18 countries in the world have a better credit rating than the U.S.A.										
Jan. 2012 - THE NEW YORK TIMES Magazine Article "The latest glacial signs of recovery in the United States already show signs of turning brown." Paul Krugman "Without a radical change in economic policy in both the United States and Europe, the likeliest outcome is a prolonged depression, perhaps not as "great" as in the 1930's but with clear similarities, above all in the immense human cost of precariously high unemployment"										
Jan. 14, 2013 Hankook Battery/Conductor LLC delays the start up of the Clarksville facility.						For Calendar Year 2013-Economists are projecting a 1.4% GDP				
October 16, 2013, Hankook Tire coming to Clarksville with 1,800 direct jobs and build an \$880million manufacturing facility in Clarksville/Montgomery County										
December 18, 2014-Ford Campbell uncertainty and Hankook to close permanently. Leaf Chronicle						WSJ 3/21/2018 Fed Set Growth Ahead in Economy ...the Fed Funds Rate was raised from 1.50%-1.75% and the Fed penciled in 2 more rate increases this year.				
						WSJ 8/21/2018 Fed Funds Rate 1.75%-2.00% APY				

**Clarksville/Montgomery County Sales Tax Distribution Monthly Comparison Report**

	<b>City of Clarksville</b>	<b>School Operations</b>	<b>School Debt Service</b>	<b>Total Monthly Sales Tax</b>
<b>FY 2007-2008 Totals</b>	\$ 11,068,305.39	\$ 31,260,284.87	\$ 2,902,417.86	\$ 45,231,008.12
<b>FY 2008-2009 Totals</b>	\$ 11,282,434.89	\$ 31,923,859.91	\$ 2,964,819.92	\$ 46,171,114.72
<b>FY 2009-2010 Totals</b>	\$ 11,762,260.45	\$ 33,293,704.75	\$ 3,092,203.01	\$ 48,148,168.21
<b>FY 2010-2011 Totals</b>	\$ 12,160,832.28	\$ 34,564,521.72	\$ 3,212,146.92	\$ 49,937,500.92
<b>FY 2011-2012 Totals</b>	\$ 14,489,406.12	\$ 40,622,715.82	\$ 3,767,656.08	\$ 58,879,778.02
<b>FY 2012-2013 Totals</b>	\$ 13,594,753.04	\$ 38,301,020.55	\$ 3,554,853.25	\$ 55,450,626.84
<b>FY 2013-2014 Totals</b>	\$ 13,814,065.84	\$ 38,862,274.65	\$ 3,606,181.55	\$ 56,282,522.04
<b>FY 2014-2015 Totals</b>	\$ 14,467,222.96	\$ 41,136,304.15	\$ 3,823,093.99	\$ 59,426,621.10
<b>FY 2015-2016 Totals</b>	\$ 16,056,308.82	\$ 46,365,733.92	\$ 155,485.95	\$ 62,577,528.69
<b>FY 2016-2017 Totals</b>	\$ 16,672,053.56	\$ 48,246,975.49	\$ 166,878.05	\$ 65,085,907.10
<b>FY 2017-2018 Totals</b>	\$ 17,637,260.05	\$ 52,034,593.37	\$ 228,877.29	\$ 69,900,730.71
<b>FY 2018-2019 Totals</b>	\$ 19,073,787.26	\$ 59,323,678.41	\$ 408,095.19	\$ 78,805,560.86
<b>FY 2019-2020 Totals</b>	\$ 20,425,080.37	\$ 62,183,181.72	\$ 366,306.13	\$ 82,974,568.22
<b>FY 2020-2021 Totals</b>	\$ 23,436,271.61	\$ 70,146,468.64	\$ 366,580.31	\$ 93,949,320.56
<b>FY 2021-2022 Totals</b>	\$ 26,620,794.06	\$ 80,567,738.67	\$ 673,217.93	\$ 107,861,750.66

<b>FY 2022-23 by Month</b>	<b>City of Clarksville</b>	<b>School Operations</b>	<b>School Debt Service</b>	<b>Total Monthly Sales Tax</b>
July	\$ 2,275,251.51	\$ 7,014,982.63	\$ 59,320.05	\$ 9,349,554.19
August	\$ 2,150,495.16	\$ 6,641,152.57	\$ 67,035.31	\$ 8,858,683.04
September	\$ 2,257,777.77	\$ 6,875,057.10	\$ 55,411.28	\$ 9,188,246.15
October				\$ -
November				\$ -
December				\$ -
January				\$ -
February				\$ -
March				\$ -
April				\$ -
May				\$ -
June				\$ -
<b>TOTALS</b>	<b>\$ 6,683,524.44</b>	<b>\$ 20,531,192.30</b>	<b>\$ 181,766.64</b>	<b>\$ 27,396,483.38</b>



## COMPARISON OF HOTEL OCCUPANCY TAX COLLECTIONS

MONTH	1999	2000	2001	2002	2003	2004	2005	2006	2007	2008
JANUARY	\$ 27,098.84	\$ 30,533.18	\$ 48,458.76	\$50,828.88	\$ 65,230.13	\$ 72,800.02	\$ 78,874.92	\$ 63,103.00	\$ 73,675.57	\$ 80,603.04
FEBRUARY	\$ 29,908.16	\$ 30,389.03	\$ 47,751.41	\$53,770.38	\$ 68,380.09	\$ 91,527.44	\$ 67,626.09	\$ 63,689.44	\$ 71,126.97	\$ 78,321.88
MARCH	\$ 31,464.65	\$ 32,987.23	\$ 56,924.49	\$54,808.34	\$ 93,121.20	\$ 103,994.62	\$ 70,053.21	\$ 65,063.08	\$ 78,798.55	\$ 83,799.10
APRIL	\$ 36,921.57	\$ 39,278.27	\$ 64,682.11	\$75,899.40	\$ 84,829.04	\$ 92,468.13	\$ 102,342.68	\$ 99,137.03	\$ 112,761.36	\$ 122,941.33
MAY	\$ 45,431.12	\$ 40,659.75	\$ 67,111.76	\$71,882.71	\$ 91,093.92	\$ 96,224.80	\$ 90,741.56	\$ 85,506.62	\$ 103,205.69	\$ 90,117.49
JUNE	\$ 41,300.90	\$ 40,705.58	\$ 67,033.52	\$78,332.61	\$ 84,186.25	\$ 91,007.71	\$ 100,085.45	\$ 89,668.92	\$ 135,081.86	\$ 106,604.47
JULY	\$ 43,822.68	\$ 43,848.22	\$ 71,259.56	\$88,829.01	\$ 88,224.67	\$ 90,974.37	\$ 110,606.98	\$ 94,809.25	\$ 136,085.79	\$ 95,500.92
AUGUST	\$ 51,914.05	\$ 82,607.67	\$ 80,724.48	\$103,831.95	\$ 111,787.39	\$ 114,839.93	\$ 126,880.91	\$ 99,007.81	\$ 128,691.23	\$ 106,602.50
SEPTEMBER	\$ 45,085.51	\$ 77,573.12	\$ 75,928.35	\$71,760.72	\$ 89,163.84	\$ 88,227.22	\$ 103,528.65	\$ 93,898.21	\$ 122,277.00	\$ 94,452.48
OCTOBER	\$ 62,588.96	\$ 78,223.81	\$ 84,421.97	\$67,912.08	\$ 71,058.32	\$ 85,219.87	\$ 103,329.13	\$ 120,964.50	\$ 115,299.73	\$ 83,820.68
NOVEMBER	\$ 42,478.02	\$ 67,894.53	\$ 70,109.29	\$68,664.15	\$ 77,700.65	\$ 90,975.56	\$ 93,728.35	\$ 95,136.90	\$ 132,492.92	\$ 100,329.52
DECEMBER	\$ 37,644.94	\$ 54,665.88	\$ 64,491.24	\$65,970.79	\$ 71,088.08	\$ 87,066.86	\$ 88,085.13	\$ 93,788.01	\$ 89,362.18	\$ 118,462.45
<b>YEARLY TOTAL</b>	<b>\$ 495,658.40</b>	<b>\$ 619,366.27</b>	<b>\$ 778,896.94</b>	<b>\$852,489.12</b>	<b>\$ 1,005,863.58</b>	<b>\$ 1,105,346.53</b>	<b>\$1,135,881.08</b>	<b>\$ 1,083,871.77</b>	<b>\$ 1,298,856.83</b>	<b>\$ 1,159,355.84</b>
MONTH	2009	2010	2011	2012	2013	2014	2015	2016	2017	2018
JANUARY	\$ 87,058.36	\$ 98,797.30	\$ 93,568.93	\$ 122,959.56	\$ 101,963.52	\$ 106,908.64	\$ 118,820.77	\$ 113,056.55	\$ 114,268.84	\$ 131,329.69
FEBRUARY	\$ 103,484.37	\$ 122,425.01	\$ 98,617.91	\$ 130,592.70	\$ 84,950.58	\$ 111,395.05	\$ 108,102.01	\$ 105,645.34	\$ 114,189.67	\$ 142,245.75
MARCH	\$ 106,133.80	\$ 97,223.36	\$ 123,655.30	\$ 130,540.42	\$ 89,897.89	\$ 107,789.42	\$ 97,758.36	\$ 122,221.56	\$ 111,730.41	\$ 157,852.20
APRIL	\$ 131,183.50	\$ 147,129.46	\$ 141,216.66	\$ 168,930.70	\$ 127,011.20	\$ 172,086.86	\$ 168,753.98	\$ 154,016.56	\$ 160,436.24	\$ 191,271.58
MAY	\$ 124,347.50	\$ 140,089.75	\$ 148,155.80	\$ 145,100.30	\$ 114,744.33	\$ 137,305.59	\$ 163,656.94	\$ 159,382.00	\$ 185,458.19	\$ 181,337.94
JUNE	\$ 128,826.73	\$ 159,904.04	\$ 165,434.81	\$ 156,556.28	\$ 149,278.38	\$ 149,761.84	\$ 167,364.58	\$ 173,701.28	\$ 171,984.70	\$ 213,499.05
JULY	\$ 138,948.38	\$ 155,002.42	\$ 166,721.40	\$ 142,543.24	\$ 138,784.87	\$ 155,951.38	\$ 163,831.64	\$ 182,334.33	\$ 181,262.97	\$ 215,170.38
AUGUST	\$ 138,546.34	\$ 159,398.89	\$ 189,029.54	\$ 144,944.86	\$ 138,508.95	\$ 141,828.40	\$ 183,006.76	\$ 193,937.40	\$ 244,700.44	\$ 221,120.45
SEPTEMBER	\$ 110,943.01	\$ 139,077.22	\$ 183,172.65	\$ 137,762.39	\$ 123,496.85	\$ 134,695.73	\$ 136,037.06	\$ 183,545.88	\$ 200,094.86	\$ 209,451.76
OCTOBER	\$ 103,998.14	\$ 106,852.14	\$ 150,626.03	\$ 138,406.87	\$ 118,284.80	\$ 131,945.61	\$ 137,714.25	\$ 155,101.99	\$ 177,865.83	\$ 312,670.78
NOVEMBER	\$ 117,095.86	\$ 111,906.42	\$ 169,407.63	\$ 139,934.80	\$ 133,540.36	\$ 159,367.08	\$ 162,825.42	\$ 168,948.08	\$ 166,973.57	\$ 359,166.51
DECEMBER	\$ 107,900.37	\$ 110,867.80	\$ 151,081.34	\$ 112,869.35	\$ 124,869.36	\$ 120,067.79	\$ 148,644.37	\$ 135,623.41	\$ 136,062.06	\$ 304,165.85
<b>YEARLY TOTAL</b>	<b>\$ 1,398,586.36</b>	<b>\$ 1,545,483.81</b>	<b>\$ 1,780,688.00</b>	<b>\$1,667,241.47</b>	<b>\$ 1,446,331.09</b>	<b>\$ 1,629,103.17</b>	<b>\$1,756,616.14</b>	<b>\$ 1,848,814.37</b>	<b>\$ 1,945,027.78</b>	<b>\$ 2,639,281.94</b>





# 2022

## COUNTY COURTROOM SECURITY REPORT

Per statute, this survey must be completed each year. Completion of this survey will require input from multiple people, including court clerks, court officers, and judges.

### COURTHOUSE(S) AND COURTROOMS

1. How many courthouses are in your county, including criminal justice centers with courtrooms?	1
a. If there is more than one courthouse, please explain what types of court are held in which locations (where is circuit court, chancery court, general sessions, and juvenile court held?)  N/A	
2. Number of courtrooms used only for state Circuit Court, state Criminal Court, Chancery Court, or Probate Court.	5
3. Number of courtrooms used only for General Sessions Court and/or Juvenile Court.	4
4. Number of courtrooms used for both state court and county courts.	9
5. Number of courtrooms in your county that are no longer used for official state or county proceedings (ex. Ceremonial or historical courtrooms that are no longer in use for official proceedings).	0
6. Total number of courtrooms in your county. Do NOT include ceremonial courtrooms no longer in use for official proceedings. Please note the total number of courtrooms in your county is used to evaluate whether your county meets the minimum security standards.	9



**SILENT BENCH PANIC BUTTONS (MCSS #1)**

1. Number of courtrooms equipped with a silent bench panic button connected to law enforcement.	9
2. Number of court clerk public transaction counter areas in all of your courthouses. Please include public transaction counters for Circuit, Criminal, Chancery, General Sessions and/or Juvenile Court clerks.	16
a. Number of court clerk public transaction counters equipped with a silent bench panic button connected to law enforcement.	0

**BULLET-PROOF BENCHES/WORK AREAS (MCSS # 2)**

1. Number of courtrooms equipped with a bullet-proof bench.	9
2. Number of courtrooms with bullet-proof court clerk work area.	9

**COURT OFFICERS (MCSS #3 and #4)**

1. Is an armed, uniformed guard in each courtroom during court?	YES
a. If no, is a court officer available in the courthouse?	N/A
2. Does your county have dedicated court officers or does it utilize on-duty law enforcement when there are court proceedings? (dedicated, mix, on-duty)	Yes
3. Do court proceedings impact your county's ability to respond to emergencies in other areas of your county?	No
4. Did your court officers attend court security training in 2022?	Yes
a. If no, how often do court officers in your county attend training?	N?A
5. Have the judicial staff and courthouse personnel from your county attended a court security briefing in 2022?	Yes

**HAND-HELD DETECTORS/MAGNETOMETERS (MCSS # 5)**

1. Total number of hand-held detectors in your county courthouse(s).	5
2. Total number of stand-alone magnetometers in each county courthouse.	3
3. Does your county have sufficient security staff to operate magnetometers during regular business hours?	Yes



**SIGNAGE (MCSS # 6)**

1. Does each of the court buildings in your county have signage posted at each court access entrance stating that persons are subject to search by security personnel, that prohibited items are subject to seizure and forfeiture, and include a listing of the prohibited items?	Yes
--	-----

**HAND-HELD INSPECTION MIRRORS (MCSS # 7)**

1. Do you have at least one hand-held inspection security mirror per county courthouse?	Yes
---	-----

**COURT SECURITY COMMITTEE**

1. Does your county have a court security committee?	Yes
a. If yes, did the committee meet this year to review security issues and make recommendations?	Yes

**VIDEO ARRAIGNMENT & CONFERENCING**

1. Does your county utilize video arraignment and conferencing?	Yes
a. If yes, how many courtrooms have video arraignment and conferencing capabilities?	9
b. What type of video arraignment system do you utilize (i.e. BIS, Zoom)?	Securas Tech
c. Can your county consistently connect with TDOC facilities for virtual proceedings?	Yes
d. If you cannot consistently connect with TDOC facilities, would doing so decrease the amount of inmate transfers to your county?	N/A
2. Does your county utilize video conferencing for hearings, conferences, and other types of judicial proceedings (not just criminal court)?	Yes
a. If yes, how many courtrooms have the capability to hold video conference proceedings?	9
b. What type of video conferencing systems do you utilize?	WebEx
c. Does your county need additional or upgraded video conferencing capabilities for judicial proceedings?	No



Please list any security measures that you have taken to improve your facilities and/or to protect personnel between December 1, 2021 and November 30, 2022.

Implemented a new fire evacuation plan.

Please describe any recent court security incidents in your county or unique court security issues facing your county.

N/A

Please explain if and how security staffing issues have impacted court security in your county.

The shortage of security staff has not impacted court security but has increased overtime for employees.

What are your highest priority needs related to improving court security in your county?

1. Bulletproof barrier at the front entrance of the Court Center.
2. Replacing our conveyor belt X-Ray scanners with ones that have updated technology for detecting contraband items.



2022  
**COUNTY COURTROOM SECURITY REPORT**

Please include the name of the PERSON preparing this report, the COUNTY that you represent, and your full contact information.

This report was prepared by: Capt. Stephen Heise  
Date: December 12th, 2022  
Please print title: Captain for Investigative & Court Services Bureau  
County: Montgomery  
Telephone Number: 931-648-0611 Ext. 13510  
Email Address: slheise@mcgtn.net

**Please return this form by email, fax, or mail  
no later than January 6, 2023 to:**

Barbara Peck  
Administrative Office of the Courts  
Nashville City Center  
511 Union Street, Suite 600  
Nashville, TN 37219  
Phone – (615) 741-2687 Ext. 1090  
Fax – (615) 741-6285  
Email – [barbara.peck@tncourts.gov](mailto:barbara.peck@tncourts.gov)

A Motion to adjourn was made by Commissioner Simmons, seconded by Commissioner Walker.

The Board was adjourned at 6:32 P.M.