

JUNE 10, 2019

BE IT REMEMBERED that the Board of Commissioners of Montgomery County, Tennessee, met in regular session on Monday, June 10, 2019, at 6:00 P.M. at the Montgomery County Courthouse. Present and presiding, the Hon. Jim Durrett, County Mayor (Chairman). Also present, Kyle Johnson, Chief of Staff, Kellie A. Jackson, County Clerk, John Smith, Chief Deputy Sheriff, Tim Harvey, County Attorney, Jeff Taylor, Director of Accounts and Budgets, and the following Commissioners:

Jerry Allbert	David Harper	Lisa L. Prichard
Joshua Beal	Arnold Hodges	Chris Rasnic
Loretta J. Bryant	Garland Johnson	Rickey Ray
Brandon Butts	Charles Keene	Joe Smith
Carmelle Chandler	Jason D. Knight	Tangi C. Smith
Joe L. Creek	Rashidah A. Leverett	Walker R. Woodruff
John M. Gannon	James R. Lewis	

PRESENT: 20

ABSENT: Larry Rocconi (1)

When and where the following proceedings were had and entered of record, to-wit:

CALL TO ORDER – Sheriff Fuson

PLEDGE OF ALLEGIANCE – Commissioner Rashidah Leverett

INVOCATION – Chaplain Joe Creek

ROLL CALL

PROCLAMATIONS

1. County Clerk's Office – Tennessee State Wide Winner of National Donate Life Month Blue & Green Day Award
2. Martha Hendricks – Tennessee Library Association Intellectual Freedom Award

PRESENTATIONS

1. EMS Employee Recognition and Certificates – Mayor Durrett and Bill Webb
2. Hotel/Motel Update – Kimberly Wiggins

APPROVAL OF MAY 13, 2019 MINUTES

VOTE ON ZONING RESOLUTIONS

CZ-6-2019 Application of Brandi Jackson from AG to AGC

CZ-3-2019: Application of Clarksville-Montgomery County Industrial Development Board Knox & Shirley Thomas from AG to M-2 (**deferred from April**)

VOTE ON OTHER RESOLUTIONS

- 19-6-1:** Resolution Approving Amendments to the 2018-19 CMCSS School Budget
- 19-6-2:** Resolution to Appropriate Funding for the Purchase of Art Using Funding From Bond Proceeds
- 19-6-3:** Resolution to Allocate Reserve Fund Monies for the Clarksville Montgomery County Tourism Commission
- 19-6-4:** Resolution to Amend the Budgets of Various Funds for Fiscal Year 2019 in Certain Areas of Revenues and Expenditures

NEW BUSINESS – (Need to Suspend Rules)

- 19-6-5** Resolution to Accept Grant Funding for the Montgomery County Animal Control through Bissell Pet Foundation.
- 19-6-6** Resolution Accepting the Public Improvements Program and Capital Budget, 2019-2020 through 2023-2024 compiled by Montgomery County and Approved by the Clarksville-Montgomery County Regional Planning Commission.

UNFINISHED BUSINESS

- 19-3-4** Resolution requesting the Clarksville Montgomery County Regional Planning Commission to perform a study of the Montgomery County Zoning Resolution for purpose of amendment of the same or a “use permit on review” for structures and fences.

See Regional Planning Commission Report Attached

REPORTS

1. County Clerk’s Report – (requires approval by Commission)

REPORTS FILED

1. Board of Equalization Certificates
2. CMCSS Quarterly Financial Report – March 31, 2019
3. CMCSS Quarterly Construction Report
4. Building & Codes Monthly Report
5. Trustees Monthly Report
6. Accounts & Budgets Monthly Report

NOMINATING COMMITTEE NOMINATIONS – Commissioner John Gannon, Chairman

COUNTY MAYOR NOMINATIONS AND APPOINTMENTS – Mayor Durrett

ANNOUNCEMENTS

1. Budget Roundtable for Commissioners – Thursday, June 27 at 5:30 in Commission Chambers.
2. Budget Public Hearing – Monday, July 1 at 5:00 in Large Conference Room.
3. If you have any suggested items for the 2020 Legislative Agenda, please email them to Michelle Newell at manewell@mcgtn.net and Melisa Smith at mfsmith@mcgtn.net.

ADJOURN

MONTGOMERY COUNTY GOVERNMENT



PROCLAMATION

By The County Mayor

WHEREAS, *April is recognized as National Donate Life Month and is a time to highlight and educate the need for individuals to register as organ and tissue donors on their state organ and tissue registry; and*

WHEREAS, *currently, more than 113,000 people in the US are waiting for a life-saving organ transplant, 3,000 of those people are in the State of Tennessee; and*

WHEREAS, *County Clerks across Tennessee were challenged to show their support for the Organ and Tissue Donor Registry, and Montgomery County participated in the National Donate Life Blue and Green Day with this year's theme being "Life is a Beautiful Ride"; and*

WHEREAS, *thinking outside the box with incredible decorations and a display featuring original art work, in addition to the increased efforts to collect donations, the Montgomery County Clerk's Office was awarded the 2019 Tennessee State Wide Winner of National Donate Life Month Blue and Green Day; and*

WHEREAS, *our local County Clerk's office collects over \$15,000 annually from the generous citizens of Montgomery County for this lifesaving program; and*

WHEREAS, *County Clerk Kellie Jackson stated her office was honored to participate in this important initiative and to accept the statewide award this year.*

NOW, THEREFORE, I, JIM DURRETT, *Mayor of Montgomery County Tennessee, on this 10th day of June 2019, do hereby express our thanks and sincere appreciation to the Montgomery County Clerk's Office for their commitment and service to the citizens of our great community and helping to support the Organ and Tissue Donor Registry.*


County Mayor

Mayor Durrett presented a Proclamation to the County Clerk's Office in recognition of winning the Tennessee State Wide National Donate Life Month Blue & Green Day Award.

MONTGOMERY COUNTY GOVERNMENT



PROCLAMATION

By The County Mayor

WHEREAS, *Martha Hendricks, as Library Director, supports the rights of all community members to use library meeting spaces regardless of their beliefs or affiliations; and*

WHEREAS, *the Clarksville-Montgomery County Library meeting room policy includes a portion of the American Library Association's Library Bill of Rights, which states "Libraries that make exhibit spaces and meeting rooms available to the public they serve should make such facilities available on an equitable basis, regardless of the beliefs or affiliations of individuals or groups requesting their use"; and*

WHEREAS, *this Bill of Rights also includes "Granting a group a meeting room space does not constitute endorsement of the group or their beliefs by the Library; and*

WHEREAS, *because Martha navigated a situation that occurred in August by upholding the Library meeting room policy, she was awarded the Tennessee Library Association's Intellectual Freedom Award on April 25, 2019 at their yearly conference in Chattanooga; and*

WHEREAS, *the TLA Intellectual Freedom Award is a yearly award that recognizes the contribution of an individual or group who has actively promoted intellectual freedom in Tennessee; and*

WHEREAS, *we are proud to have a leader like Martha Hendricks who is dedicated to inclusion, equality, and intellectual freedom.*


NOW, THEREFORE, I, JIM DURRETT, *Mayor of Montgomery County Tennessee, on this 10th day of June 2019, do hereby express our thanks and sincere appreciation to **Martha Hendricks** for her commitment and service to all citizens of our great community!!!*


County Mayor

Mayor Durrett presented a Proclamation to Martha Hendricks in recognition of winning the Tennessee Library Association Intellectual Freedom Award.



MONTGOMERY COUNTY TENNESSEE



Lifesaver Award

*AEMT
Allison Miller*

On October 4, 2018 AEMT Allison Miller responded to a MVC. Upon her arrival she found the patient to be in an extremely critical condition. Due to the extensive trauma, the patients airway was compromised. A critical decision was made to perform a surgical airway to enhance the patients respiratory status.

Montgomery County applauds AEMT Miller for her quick actions and ability to provide excellent patient care in such a traumatic situation.

June 10, 2019


Date



County Mayor



MONTGOMERY COUNTY TENNESSEE



Lifesaver Award

AEMT
Amy Gann

On October 4, 2018 AEMT Amy Gann responded to a MVC. Upon her arrival she found the patient to be in an extremely critical condition. Due to the extensive trauma, the patients airway was compromised. A critical decision was made to perform a surgical airway to enhance the patients respiratory status.

Montgomery County applauds AEMT Gann for her quick actions and ability to provide excellent patient care in such a traumatic situation


June 10, 2019

Date

County Mayor



MONTGOMERY COUNTY TENNESSEE



Lifesaver Award

*Paramedic
Russell Merritt*

On October 4, 2018 Paramedic Russell Merritt responded to a MVC. Upon his arrival he found the patient to be in an extremely critical condition. Due to the extensive trauma, the patients airway was compromised. A critical decision was made to perform a surgical airway to enhance the patients respiratory status.

Montgomery County applauds Paramedic Merritt for his quick actions and ability to provide excellent patient care in such a traumatic situation


June 10, 2019

Date


County Mayor



MONTGOMERY COUNTY TENNESSEE



Lifesaver Award

*Paramedic
Kevin Hoffman*

On October 4, 2018 Paramedic Kevin Hoffman responded to a MVC. Upon his arrival he found the patient to be in an extremely critical condition. Due to the extensive trauma, the patients airway was compromised. A critical decision was made to perform a surgical airway to enhance the patients respiratory status.

Montgomery County applauds Paramedic Hoffman for his quick actions and ability to provide excellent patient care in such a traumatic situation


June 10, 2019

Date

County Mayor



MONTGOMERY COUNTY TENNESSEE



Lifesaver Award

*Lieutenant
Carlos Elliott*

On October 4, 2018 Lieutenant Carlos Elliott responded to a MVC. Upon his arrival he found the patient to be in an extremely critical condition. Due to the extensive trauma, the patients airway was compromised. A critical decision was made to perform a surgical airway to enhance the patients respiratory status.

Montgomery County applauds Lieutenant Elliott for his quick actions and ability to provide excellent patient care in such a traumatic situation


June 10, 2019

Date


County Mayor



MONTGOMERY COUNTY TENNESSEE



Lifesaver Award

*Paramedic
Danielle Hennerfeind*

On March 16, 2019 Paramedic Danielle Hennerfeind responded to a residence for a female that was 38 weeks gestation and in active labor. It was obvious that delivery was imminent and within just a few minutes Paramedic Hennerfeind delivered a 5 lb., 8 oz., baby girl

Montgomery County applauds Paramedic Hennerfeind for her quick actions and ability to provide excellent patient care to both the mother and new born.


June 10, 2019

Date

County Mayor



MONTGOMERY COUNTY TENNESSEE



Lifesaver Award

*AEMT
Jada Smith*

On March 16, 2019 AEMT Jada Smith responded to a residence for a female that was 38 weeks gestation and in active labor. It was obvious that delivery was imminent and within just a few minutes AEMT Smith delivered a 5 lb., 8 oz., baby girl

Montgomery County applauds AEMT Smith for her quick actions and ability to provide excellent patient care to both the mother and new born.


June 10, 2019

Date


County Mayor



MONTGOMERY COUNTY TENNESSEE



Lifesaver Award

*Lieutenant
Danny Cotterell*

On March 16, 2019 Lieutenant Danny Cotterell responded to a residence for a female that was 38 weeks gestation and in active labor. It was obvious that delivery was imminent and within just a few minutes Lieutenant Cotterell delivered a 5 lb., 8 oz., baby girl

Montgomery County applauds Lieutenant Cotterell for his quick actions and ability to provide excellent patient care to both the mother and new born.


June 10, 2019

Date

J. Duett
County Mayor



MONTGOMERY COUNTY TENNESSEE



Lifesaver Award

*Lieutenant
Brian McNeeley*

On May 2, 2019 Lieutenant Brian McNeeley responded to a residence for a female that was 38 weeks gestation in active labor and her water had broken. It was obvious that delivery was imminent and within just a few minutes Lieutenant McNeeley delivered a 6 lb., 3 oz., baby boy.

Montgomery County applauds Lieutenant McNeeley for his quick actions and ability to provide excellent patient care to both the mother and new born.


June 10, 2019

Date

County Mayor



MONTGOMERY COUNTY TENNESSEE



Lifesaver Award

*AEMT
Joseph Farley*

On May 2, 2019 AEMT Joseph Farley responded to a residence for a female that was 38 weeks gestation in active labor and her water had broken. It was obvious that delivery was imminent and within just a few minutes AEMT Farley delivered a 6 lb., 3 oz., baby boy.

Montgomery County applauds AEMT Farley for his quick actions and ability to provide excellent patient care to both the mother and new born.


June 10, 2019

Date


County Mayor



MONTGOMERY COUNTY TENNESSEE



Lifesaver Award

*Paramedic
Michael Collins*

On May 2, 2019 Paramedic Michael Collins responded to a residence for a female that was 38 weeks gestation in active labor and her water had broken. It was obvious that delivery was imminent and within just a few minutes Paramedic Collins delivered a 6 lb., 3 oz., baby boy.

Montgomery County applauds Paramedic Collins for his quick actions and ability to provide excellent patient care to both the mother and new born.


June 10, 2019

Date

County Mayor



MONTGOMERY COUNTY TENNESSEE



Lifesaver Award

*Paramedic
Candice Silver*

On June 26, 2018 Paramedic Silver responded to a residence for a female that was 39 weeks gestation and in active labor. Paramedic Silver and her partner transported the patient to the hospital. Upon entering the facility delivery became imminent and Paramedic Silver delivered a 7 lb. 6 oz., baby girl.

Montgomery County applauds Paramedic Silver for her quick actions and ability to provide excellent patient care to both the mother and new born.


June 10, 2019

Date

County Mayor



MONTGOMERY COUNTY TENNESSEE



Lifesaver Award

*AEMT
Jonathan Wall*

On June 26, 2018 AEMT Jonathan Wall responded to a residence for a female that was 39 weeks gestation and in active labor. AEMT Wall and his partner transported the patient to the hospital. Upon entering the facility delivery became imminent and AEMT Wall delivered a 7 lb., 6 oz. baby girl.

Montgomery County applauds AEMT Wall for his quick actions and ability to provide excellent patient care to both the mother and new born.

June 10, 2019

Date

County Mayor

Certificates of Recognition were presented to the following EMS

Lifesaver Award recipients: Allison Miller, Amy Gann, Russell Merritt,
Kevin Hoffman, Carlos Elliott, Danielle Hennerfeind, Jada Smith, Danny
Cotterell, Brian McNeeley, Joseph Farley, Michael Collins, Candice Silver,
and Jonathan Wall.

County Trustee, Kimberly Wiggins, presented a Hotel/Motel update.

COUNTY COMMISSION MINUTES FOR

MAY 13, 2019

SUBMITTED FOR APPROVAL JUNE 10, 2019

BE IT REMEMBERED that the Board of Commissioners of Montgomery County, Tennessee, met in regular session on Monday, May 13, 2019, at 6:00 P.M. at the Montgomery County Courthouse. Present and presiding, the Hon. Jim Durrett, County Mayor (Chairman). Also present, Kellie A. Jackson, County Clerk, John Fuson, Sheriff, Tim Harvey, County Attorney, Jeff Taylor, Director of Accounts and Budgets, and the following Commissioners:

Jerry Allbert	Arnold Hodges	Chris Rasnic
Joshua Beal	Garland Johnson	Rickey Ray
Loretta J. Bryant	Charles Keene	Larry Rocconi
Brandon Butts	Jason D. Knight	Joe Smith
Carmelle Chandler	Rashidah A. Leverett	Tangi C. Smith
Joe L. Creek	James R. Lewis	Walker R. Woodruff
John M. Gannon	Lisa L. Prichard	

PRESENT: 20

ABSENT: David Harper (1)

When and where the following proceedings were had and entered of record, to-wit:

In honor of National Police Week, Proclamation 3537 was read by Sheriff Fuson.

The Sheriff's Office Honor Guard presented the Posting of the Colors.

Mayor Durrett presented a Proclamation to Commissioner Tangi Smith in honor of "Women Elevated Day".

Mayor Durrett presented a Proclamation to Rosalind Kurita for her commitment and service to the citizens of our great community.

The minutes of the April 8, 2019, meeting of the Board of Commissioners, were approved.

The following Resolutions were Adopted:

CZ-5-2019 Resolution of the Montgomery County Board of Commissioners Amending the Zone Classification of the Property of Kelly and Paula Replogle

A presentation on the five (5) year Revaluation Cycle was given by Property Assessor, Erinne Hester.

- 19-5-1** Resolution to Request Unclaimed Balance of Accounts Remitted to State Treasurer Under Unclaimed Property Act
- 19-5-2** Resolution of the Montgomery County Board of Commissioners Approving the Updated Montgomery County Personnel Policy Manual
- 19-5-3** Resolution Authorizing a Continuous Five (5) Year Revaluation Cycle
- 19-5-4** Resolution of the Montgomery County Board of Commissioners Authorizing Additional Funds to the Facilities Department to Repair HVAC System at Animal Care & Control
- 19-5-5** Resolution to Enter into an Agreement with the United States Government (Fort Campbell, Kentucky) to Provide Certain Identifiable Animal Care Services on Post at Fort Campbell for Compensation
- 19-5-6** Resolution to Amend the Budget of Montgomery County Government for the Purchase of Land to be Used Towards the Development of a Multi-Purpose Event Center in an Amount Not to Exceed \$1,165,000
- 19-5-7** Resolution to Purchase Land for the Development of a Multi-Purpose Event Center
- 19-5-8** Resolution Consenting to the Industrial Development Board of the County of Montgomery Negotiating and Accepting Payments in Lieu of Ad Valorem Tax with Respect to a Certain Project in the City of Clarksville, Montgomery County, Tennessee, and Finding that such Payments are

The County Clerk's Report for the month of April was Approved.

Reports Filed:

1. Driver Safety Report – January thru March, 2019
2. Building & Codes Monthly Report
3. Engineer Quarterly Report
4. Trustee's Monthly Report
5. Accounts & Budgets Monthly Report

Mayor Appointments Approved:

PERSONNEL ADVISORY COMMITTEE

2 year term

Commissioner Chris Rasnic appointed to replace Commissioner Charlie Keene for a two-year term to expire May, 2021.

Commissioner Loretta Bryant reappointed to serve a one-year term to expire May, 2020.

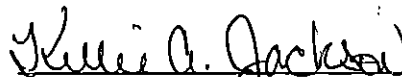
Kellie Jackson appointed to replace Cheryl Castle for a two-year term to expire May, 2021.

Kimberly Wiggins appointed to replace Erinne Hester for a two-year term to expire May, 2021.

Andrew Kester appointed to replace Kenneth Gentry for a two-year term to expire May, 2021.

The Board was adjourned.

Submitted by:



Kellie A. Jackson
County Clerk



On Motion to Approve by Commissioner Knight, seconded by Commissioner Leverett, the foregoing May 13, 2019, Minutes of the Board of County Commissioners, presented by Kellie A. Jackson, County Clerk, were Approved unanimously by the following roll call vote:

District	Commissioner	Vote	District	Commissioner	Vote	District	Commissioner	Vote
1	John M. Gannon	Y	8	Tangi C. Smith	Y	15	David Harper	Y
2	Charles Keene	Y	9	Carmelle Chandler	Y	16	Loretta J. Bryant	Y
3	Joe Smith	Y	10	James R. Lewis	Y	17	Chris Rasnic	Y
4	Rickey Ray	Y	11	Joe L. Creek	Y	18	Jason D. Knight	Y
5	Rashidah A. Leverett	Y	12	Lisa L. Prichard	Y	19	Garland Johnson	Y
6	Arnold Hodges	Y	13	Walker R. Woodruff	Y	20	Jerry Allbert	Y
7	Brandon Butts	Y	14	Joshua Beal	Y	21	Larry Rocconi	---

Yeses – 20 Noes – 0 Abstentions – 0

ABSENT: Larry Rocconi (1)

**RESOLUTION OF THE MONTGOMERY COUNTY BOARD OF
COMMISSIONERS
AMENDING THE ZONE CLASSIFICATION OF THE PROPERTY OF
BRANDI JACKSON**

WHEREAS, an application for a zone change from AG Agricultural District to AGC Agricultural Commercial District has been submitted by Brandi Jackson and

WHEREAS, said property is identified as County Tax Map 159, parcel 059.01, containing 19.56 acres, situated in Civil District 13, property fronting on the south frontage of Mt. Herman Road, 3,480+/- feet west of the Mt. Herman Rd. & Ryes Chapel Rd. intersection; and

WHEREAS, said property is described as follows:

“SEE EXHIBIT A”

WHEREAS, the Planning Commission staff recommends APPROVAL and the Regional Planning Commission recommends of said application.

NOW, THEREFORE, BE IT RESOLVED by the Montgomery County Board of County Commissioners assembled in regular session on this 10th day of June, 2019, that the zone classification of the property of Brandi Jackson from AG to AGC is hereby approved.

Duly passed and approved this 10th day of June, 2019.

Attested: Yellie Jackson
County Clerk

Sponsor _____
Commissioner Robert Everett
Approved [Signature]
County Mayor



EXHIBIT A

BEGINNING AT A 1/2" IRON PIN SET IN THE SOUTH RIGHT OF WAY LINE OF MT. HERMAN ROAD, SAID IRON PIN BEING THE NORTHWEST CORNER OF THE PARENT TRACT ALSO BEING 0.9 MILE FROM THE INTERSECTION OF MT. HERMAN ROAD AND RYES CHAPEL ROAD; THENCE WITH SAID RIGHT OF WAY LINE, AS FOLLOWS: WITH A CURVE TURNING TO THE LEFT WITH AN ARC LENGTH OF 315.59 FEET, WITH A RADIUS OF 850.25 FEET, WITH A CHORD BEARING OF N 60°54'38" E, WITH A CHORD LENGTH OF 313.78 FEET; THENCE N 50°16'39" E A DISTANCE OF 255.51 FEET TO A 1/2" IRON PIN SET IN OLD FENCE LINE; THENCE LEAVING SAID RIGHT OF WAY LINE WITH THE HOLLIS PROPERTY, RECORDED IN VOLUME 473, PAGE 193 S 46°58'10" E A DISTANCE OF 171.66 FEET TO A 1/2" IRON PIN SET AT FENCE INTERSECTION; THENCE ACROSS THE PARENT TRACT, AS FOLLOWS: S 36°57'08" E A DISTANCE OF 656.38 FEET TO A 1/2" IRON PIN SET; THENCE S 18°16'40" W A DISTANCE OF 548.31 FEET TO A 1/2" IRON PIN SET IN OLD FENCE LINE; THENCE WITH SAID OLD FENCE LINE AND THE WALL PROPERTY, RECORDED IN VOLUME 24, PAGE 537, AS FOLLOWS: THENCE N 83°55'26" W A DISTANCE OF 338.66 FEET TO A POINT IN FENCE; THENCE N 84°37'03" W A DISTANCE OF 554.55 FEET TO A PK NAIL SET IN 38" TREE AT FENCE INTERSECTION; THENCE N 08°39'31" E A DISTANCE OF 210.19 FEET TO A POINT IN FENCE; THENCE N 04°41'13" E A DISTANCE OF 220.87 FEET TO A POINT IN FENCE; THENCE WITH SAID OLD FENCE LINE AND THE WALL PROPERTY, ALSO WITH THE HERRELL PROPERTY, RECORDED IN VOLUME 1720, PAGE 776 N 03°31'11" E A DISTANCE OF 331.31 FEET TO THE POINT OF BEGINNING, HAVING AN AREA OF 19.56 ACRES, MORE OR LESS.

CZ-6-2019

On Motion to Adopt by Commissioner Beal, seconded by Commissioner Gannon, the foregoing Resolution was Adopted by the following roll call vote:

District	Commissioner	Vote	District	Commissioner	Vote	District	Commissioner	Vote
1	John M. Gannon	Y	8	Tangi C. Smith	Y	15	David Harper	Y
2	Charles Keene	Y	9	Carmelle Chandler	Y	16	Loretta J. Bryant	Y
3	Joe Smith	Y	10	James R. Lewis	Y	17	Chris Rasnic	Y
4	Rickey Ray	Y	11	Joe L. Creek	Y	18	Jason D. Knight	Y
5	Rashidah A. Leverett	Y	12	Lisa L. Prichard	Y	19	Garland Johnson	Y
6	Arnold Hodges	Y	13	Walker R. Woodruff	Y	20	Jerry Allbert	Y
7	Brandon Butts	Y	14	Joshua Beal	Y	21	Larry Rocconi	---

Yeses – 20 Noes – 0 Abstentions – 0

ABSENT: Larry Rocconi (1)

**RESOLUTION OF THE MONTGOMERY COUNTY BOARD OF
COMMISSIONERS
AMENDING THE ZONE CLASSIFICATION OF THE PROPERTY OF
CLARKSVILLE-MONTGOMERY COUNTY INDUSTRIAL DEVELOPMENT
BOARD KNOX & SHIRLEY THOMAS**

WHEREAS, an application for a zone change from AG Agricultural District to M-2 General Industrial District has been submitted by Clarksville-Montgomery County Industrial Development Board Knox & Shirley Thomas and

WHEREAS, said property is identified as County Tax Map 010, parcel 004.02 & 004.00p/o, containing 386.63 +/- acres, situated in Civil District 13, located Property south of Tylertown Road, East of Jim Johnson Road, North/west of Guthrie Highway & the Mint Springs Subdivision.; and

WHEREAS, said property is described as follows:

"SEE EXHIBIT A"

WHEREAS, the Planning Commission staff recommends APPROVAL and the Regional Planning Commission recommends APPROVAL of said application.

NOW, THEREFORE, BE IT RESOLVED by the Montgomery County Board of County Commissioners assembled in regular session on this 10th day of June, 2019, that the zone classification of the property of Clarksville-Montgomery County Industrial Development Board Knox & Shirley Thomas from AG to M-2 is hereby approved.

Duly passed and approved this 10th day of June, 2019.

Attested: Kellie Jackson
County Clerk

Sponsor
Commissioner
Approved

[Signature]
County Mayor



EXHIBIT A

Montgomery County Portions of Properties Map No. 10, Parcel 4.02 and 4.00

Being a combination of two portions or two tracts of land in the First Civil District, Montgomery County, Tennessee. Said tracts being shown on tax map 010, parcel 004.02 (a portion of the same property conveyed to Knox B. Thomas, III, and wife, Shirley W. Thomas by deed of record in Volume 1064, page 2391 as recorded at the Register's Office of Montgomery County Tennessee (ROMCT)), and being shown on tax map 010 page 004.00 (a portion of the same property conveyed in volume 1665, page 1274, ROMCT). Said land being generally located south of and adjacent to Kentucky State Route 294, east of Jim Johnson Road, and west of US Highway 79 (also known as Guthrie Highway/State Route 13), being more particularly described as follows:

BEGINNING at a new five-eighths inch diameter iron rod on the southerly right of way line of State Route 294, said iron rod being the northeast corner of Paul E. Cooper, Et ux, of record in Volume 1409, page 1944, ROMCT;

Thence, leaving Cooper partially with said southerly right of way line of State Route 294, S 89° 26' 07" E, 1,758.68 feet to an old fence post being a common corner with John G. Poindexter, Et ux, of record in Deed Book 134, page 72, in the Clerk's Office for Todd County, Kentucky;

Thence, S 82° 46' 23" E, 1321.23 feet to a fence post on the westerly line of Knox B. Thomas, III, Et ux, of record in Volume 1665, page 1274, ROMCT;

Thence, continuing with said Poindexter property N 11° 03' 50" E, 152.37 feet to an iron rod new. Said iron rod being at or near the Tennessee and Kentucky State line, same being a common corner of the property conveyed to Knox B. Thomas, III, and wife, Shirley W. Thomas by deed of record in Volume 1064, page 2391, ROMCT;

Thence, with Poindexter S 89° 17' 13" E, 3,078.38 feet to a new five-eighths inch iron rod capped "TN1634/KY3196";

Thence, leaving Poindexter with a new severance line the following calls;

Thence, S 00° 42' 47" W, 607.67 feet to a new five-eighths inch iron rod capped "Barge Design;"

Thence, S 41° 54' 40" W, 998.34 feet to a new five-eighths inch iron rod capped "Barge Design;"

Thence, S 05° 16' 48" E, 423.74 feet to a new five-eighths inch iron rod capped "Barge Design;"

Thence, S 77° 10' 01" E, 262.19 feet to a new five-eighths inch iron rod capped "Barge Design;"

Thence, S 08° 22' 09" W, 334.36 feet to a new five-eighths inch iron rod capped "Barge Design;"

Thence, S 83° 05' 03" W, 617.32 feet to a new five-eighths inch iron rod capped "Barge Design;"

Thence, S 71° 34' 29" W, 109.85 feet to a new five-eighths inch iron rod capped "Barge Design;"

THENCE, S 10° 46' 37" W, 107.79 feet to a point in Spring Creek;

THENCE, along the center of Spring Creek the following nineteen (19) calls, all to a point in the centerline of said Spring Creek S 74° 21' 19" W, 44.99 feet;

Thence, S 71° 10' 26" W, 671.97 feet;

Thence, S 85° 02' 05" W, 130.71 feet;

Thence, N 43° 10' 43" W, 330.97 feet;

Thence, N 65° 50' 26" W, 101.36 feet

Thence, S 66° 16' 11" W, 103.06 feet;

Thence, S 47° 55' 48" W, 368.69 feet;

Thence, S 66° 03' 25" W, 111.51 feet;

Thence, S 61° 02' 00" W, 159.63 feet;

Thence, S 40° 15' 44" W, 96.37 feet;

Thence, S 23°13'03" E, 100.54 feet;
Thence, S 47°41'01" E, 316.49 feet;
Thence, S 65°49'07" E, 184.13 feet;
Thence, S 46°55'55" E, 146.98 feet;
Thence, S 24°13'40" E, 106.72 feet;
Thence, S 25°58'26" E, 109.75 feet;
Thence, S 30°30'35" E, 59.62 feet;
Thence, S 27°19'03" E, 96.02 feet;
Thence, S 24° 56' 43" E, 55.92 feet to a common corner with Joseph V. Elarde and Anna M. Elarde, Co-Trustees of the Joseph V. Elarde and Anna M. Elarde Trust of record in Volume 1626, page 430, ROMCT;
Thence, continuing with the center of Spring Creek and with Elarde the following calls; S 24° 59' 16" E, 187.42 feet;
Thence, S 26° 06' 32" E, 158.04 feet;
Thence, S 41° 38' 51" E, 235.33 feet;
Thence, S 08° 42' 06" E, 35.92 feet;
Thence, S 22° 13' 06" W, 29.97 feet to a common corner with Johnny Tucker and Sherry Tucker of record in Volume 1211, page 2903, ROMCT;
Thence, leaving Elarde and continuing with said Tucker property and the center of Spring Creek, the following thirty-one (31) calls, all to a point in the centerline of said Spring Creek, S 29° 53' 02" W, 64.54 feet;
Thence, S 40° 27' 41" W, 43.92 feet;
Thence, S 65° 35' 40" W, 51.01 feet;
Thence, S 54° 07' 00" W, 131.82 feet;
Thence, S 37° 56' 51" W, 117.13 feet;
Thence, S 21° 02' 55" W, 57.95 feet;
Thence, S 60° 27' 50" W, 70.03 feet;
Thence, N 87° 11' 35" W, 98.35 feet;
Thence, N 54° 41' 23" W, 56.92 feet;
Thence, N 29° 52' 11" W, 56.37 feet;
Thence, N 72° 53' 47" W, 59.04 feet;
Thence, S 88° 40' 10" W, 41.60 feet;
Thence, S 66° 24' 35" W, 75.29 feet;
Thence, S 37° 32' 26" W, 110.51 feet;
Thence, S 23° 07' 46" W, 60.50 feet;
Thence, S 37° 16' 30" W, 52.45 feet;
Thence, S 61° 42' 03" W, 73.27 feet;
Thence, N 65° 15' 50" W, 48.57 feet;
Thence, N 32° 01' 43" W, 128.13 feet;
Thence, N 16° 00' 17" W, 183.37 feet;
Thence, N 28° 27' 09" W, 76.44 feet;
Thence, S 87° 52' 44" W, 77.40 feet;
Thence, S 45° 19' 34" W, 56.56 feet;
Thence, S 41° 13' 29" W, 82.79 feet;
Thence, S 27° 14' 04" W, 75.31 feet;
Thence, S 50° 25' 49" W, 111.03 feet;
Thence, S 89° 00' 57" W, 118.87 feet;
Thence, N 62° 26' 25" W, 273.93 feet;

Thence, N 49° 33' 42" W, 224.45 feet;
Thence, N 51° 12' 38" W, 251.00 feet;
Thence, N 53° 04' 24" W, 74.27 feet to a common corner with the Industrial Development Board of the County of Montgomery, Tennessee of record in Volume 1653, page 2142, ROMCT;
Thence, leaving Spring Creek and Tucker with said Industrial Development Board of the County of Montgomery, Tennessee the following calls;
Thence, N 21° 57' 19" W, 85.75 feet to a new five-eighths inch iron rod capped "Barge Design;"
Thence, N 11° 24' 16" E, 450.37 feet to an old iron rod;
Thence, N 10° 41' 50" E, 1436.02 feet to an old one-half inch iron rod capped "DBS and Assoc;"
Thence, N 82° 50' 47" W, 2,526.81 feet to a fence post;
Thence, N 81° 21' 09" W, 22.92 feet to an old one-half inch iron rod capped "DBS and Assoc" in a post;
Thence, N 03° 48' 39" E, 1,974.13 feet to said **POINT OF BEGINNING**.
Containing 16,841,392 Square Feet or 386.63 Acres, more or less.

CZ-3-2019 (Deferred from April)

On Motion to Adopt by Commissioner Gannon, seconded by Commissioner Butts, the foregoing Resolution was Adopted by the following roll call vote:

District	Commissioner	Vote	District	Commissioner	Vote	District	Commissioner	Vote
1	John M. Gannon	Y	8	Tangi C. Smith	N	15	David Harper	N
2	Charles Keene	Y	9	Carmelle Chandler	Y	16	Loretta J. Bryant	Y
3	Joe Smith	Y	10	James R. Lewis	Y	17	Chris Rasnic	Y
4	Rickey Ray	Y	11	Joe L. Creek	Y	18	Jason D. Knight	Y
5	Rashidah A. Leverett	Y	12	Lisa L. Prichard	Y	19	Garland Johnson	N
6	Arnold Hodges	N	13	Walker R. Woodruff	Y	20	Jerry Allbert	Y
7	Brandon Butts	Y	14	Joshua Beal	N	21	Larry Rocconi	---

Yeses – 15 Noes – 5 Abstentions – 0


ABSENT: Larry Rocconi (1)

RESOLUTION OF THE MONTGOMERY COUNTY
BOARD OF COMMISSIONERS APPROVING
AMENDMENTS TO THE 2018-19
SCHOOL BUDGET

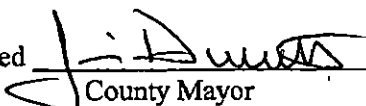
WHEREAS, the proposed amendments to the General Purpose School Fund, Child Nutrition Fund, and Transportation Fund Budgets reflect the most recent estimates of revenues and expenditures, and,


WHEREAS, the Clarksville-Montgomery County Board of Education has studied the attached amendments and approved them on May 14, 2019, for recommendation to the Montgomery County Board of Commissioners.

NOW, THEREFORE, BE IT RESOLVED by the Montgomery County Board of County Commissioners assembled in Regular Business Session on this 10th day of June, 2019, that the 2018-19 School Budget be amended as per the attached schedules.

Sponsor 

Commissioner Charles D. Keene

Approved 
County Mayor

Attested 
County Clerk



05/14/2019

Clarksville-Montgomery County School System
General Purpose School Fund Budget

CMCSS

	2018-2019 Original Budget	Current Amended Budget	Proposed Increase (Decrease)	Proposed Amended Budget	
<u>Estimated Revenues</u>					
Local Revenues					
Current Property Tax	28,002,813	28,002,813	-	28,002,813	
Trustees Collection - Prior Years	825,000	825,000	-	825,000	
Cir. Clk/Clk Maslr Coll	381,951	381,951	-	381,951	
Interest & Penalties	316,000	316,000	-	316,000	
Payments In Lieu of Taxes (Utility)	670,096	670,096	-	670,096	
Local Option Sales Tax	53,598,500	59,198,500	-	59,198,500	
Wheel Tax	4,952,500	4,952,500	-	4,952,500	
Business Tax	742,300	742,300	-	742,300	
Mixed Drink Tax	355,000	355,000	-	355,000	
Bank Excise Tax	128,755	128,755	-	128,755	
Archives & Records Management Fee	8,400	8,400	-	8,400	
Tuition - Regular Day Students	27,500	27,500	-	27,500	
School Based Health Program	76,720	76,720	-	76,720	
Criminal Background Fee	36,300	36,300	-	36,300	
Other charges for services	239,955	281,617	11,621	293,238	Summer programs
Lease/Rentals	62,000	82,000	-	82,000	
Sale of Recycled Materials	6,000	6,000	-	6,000	
E-Rate Funding	295,947	356,193	-	356,193	
Misc. Refund - Other	45,862	45,862	-	45,862	
Sale of Equipment	250,000	250,000	-	250,000	
Damages from Individuals	3,435	3,435	-	3,435	
Contributions & Gifts	16,885	16,885	14,380	31,265	Engage, grant contributions
Other Local Revenue	-	6,000	-	6,000	
Total Local Revenues	91,041,919	96,769,827	26,001	96,795,828	

Clarksville-Montgomery County School System
General Purpose School Fund Budget

	2018-2019 Original Budget	Current Amended Budget	Proposed Increase (Decrease)	Proposed Amended Budget	
State Revenues					
Transition School To Work	180,764	180,764	-	180,764	
Basic Education Program	172,774,380	171,959,380	-	171,959,380	
Early Childhood Education	1,566,500	1,566,500	-	1,566,500	
Other State Education Funds	85,000	115,475	-	115,475	
Career Ladder Program	385,000	385,000	-	385,000	
Income Tax	151,369	122,792	-	122,792	
Total State Revenues	175,143,013	174,329,911	-	174,329,911	
Federal Revenues					
Educ. of the Handicapped Act	-	423,707	-	423,707	
Other Federal Funds	-	106,072	-	106,072	
Public Law 874 (Impact Aid)	1,777,633	3,164,646	-	3,164,646	
JROTC	640,260	654,459	-	654,459	
Contributions	-	-	24,364	24,364	APSU agreement - Japanese program
Adult Literacy	31,494	31,494	-	31,494	
Other Government and Citizens Groups	-	30,000	-	30,000	
Total Federal Revenues	2,449,387	4,410,378	24,364	4,434,742	
Non-Revenue Sources					
Capital Lease Proceeds	1,360,000	4,120,000	-	4,120,000	
Insurance Recovery	1,000	471,000	300,000	771,000	Anticipated Insurance Recovery
Operating Transfers	862,452	862,452	-	862,452	
Total Non-Revenue Sources	2,223,452	5,453,452	300,000	5,753,452	
Total Revenues	270,857,771	280,963,568	360,365	281,313,933	

05/14/2019

Clarksville-Montgomery County School System
General Purpose School Fund Budget

CMCSS

	2018-2019 Original Budget	Current Amended Budget	Proposed Increase (Decrease)	Proposed Amended Budget
<i>Beginning Reserves and Fund Balance</i>				
Reserve for On-The-Job Injury	402,218	402,218	-	402,218
Reserve for Property & Liability Insurance	781,000	781,000	-	781,000
Reserve for BEP	-	-	-	-
Reserve for Career Ladder	1,810	(13,124)	-	(13,124)
Assign for Education - Munis Systems	210,868	210,868	-	210,868
Assign for Education - School Bus Replacements	1,609,500	1,609,500	-	1,609,500
Assign for Technology Equipment, Purchases and Leases	5,033,000	5,033,000	-	5,033,000
Assign for Education - TCRS	-	-	-	-
Total Reserves	8,038,396	8,023,462	-	8,023,462
Beginning Fund Balance	15,428,498	17,622,602	-	17,622,602
Total Reserves and Fund Balance	23,466,894	25,646,064	-	25,646,064
Total Available Funds	294,324,665	306,609,632	350,365	306,959,997

05/14/2019

Clarksville-Montgomery County School System
General Purpose School Fund Budget

CMCSS

	2018-2019 Original Budget	Current Amended Budget	Proposed Increase (Decrease)	Proposed Amended Budget	
<u>Expenditures (Appropriations)</u>					
71100 - Regular Instruction					
Salaries	97,649,270	97,669,270	-	97,669,270	
Employee Benefits	34,295,002	34,303,417	-	34,303,417	
Contracted Services	664,700	794,700	3,124,316	3,919,016	Leases moved from 72250
Supplies and Materials	4,243,455	4,414,016	5,914	4,419,930	Read 2 be ready moved from 72210, funds for contribution
Equipment	60,200	60,200	-	60,200	
Student Fee Waivers	251,249	251,249	-	251,249	
Other	-	10,000	-	10,000	
Total 71100 - Regular Instruction	137,163,876	137,502,852	3,130,230	140,633,082	
71150 - Alternative School					
Salaries	940,913	940,913	-	940,913	
Employee Benefits	339,582	346,863	-	346,863	
Contracted Services	4,600	4,600	-	4,600	
Supplies and Materials	3,000	3,000	-	3,000	
Total 71150 - Alternative School	1,288,095	1,295,376	-	1,295,376	
71200 - Special Education					
Salaries	21,381,632	22,233,738	37,000	22,270,738	Substitutes
Employee Benefits	7,762,968	7,906,169	-	7,906,169	
Contracted Services	34,500	178,853	-	178,853	
Supplies and Materials	85,000	142,000	-	142,000	
Equipment	10,000	10,000	-	10,000	
Total 71200 - Special Education	29,294,100	30,470,760	37,000	30,507,760	

05/14/2019

Clarksville-Montgomery County School System
General Purpose School Fund Budget

CMCSS

	2018-2019 Original Budget	Current Amended Budget	Proposed Increase (Decrease)	Proposed Amended Budget	
71300 - Vocational Education					
Salaries	4,078,035	4,134,486	-	4,134,486	
Employee Benefits	1,426,487	1,436,706	-	1,436,706	
Contracted Services	2,000	2,000	-	2,000	
Supplies and Materials	427,250	427,250	(3,518)	423,732	Move to Equipment
Equipment	100,000	100,000	3,518	103,518	Move from supplies
Total 71300 - Vocational Education	6,033,772	6,100,442	-	6,100,442	
72110 - Student Services					
Salaries	663,932	676,872	-	676,872	
Employee Benefits	223,554	225,899	-	225,899	
Contracted Services	7,100	7,100	-	7,100	
Supplies and Materials	10,400	10,400	-	10,400	
Staff Development	7,000	7,000	-	7,000	
Total 72110 - Student Services	911,986	927,271	-	927,271	
72120 - Health Services					
Salaries	1,212,509	1,241,269	-	1,241,269	
Employee Benefits	479,324	491,947	-	491,947	
Contracted Services	1,200	1,200	-	1,200	
Supplies and Materials	29,395	29,395	-	29,395	
Equipment	8,000	8,000	-	8,000	
Total 72120 - Health Services	1,730,428	1,771,811	-	1,771,811	

05/14/2019

Clarksville-Montgomery County School System
General Purpose School Fund Budget

CMCSS

	2018-2019 Original Budget	Current Amended Budget	Proposed Increase (Decrease)	Proposed Amended Budget	
72130 - Other Student Support					
Salaries	7,268,602	7,376,729	-	7,376,729	
Employee Benefits	2,398,584	2,402,810	-	2,402,810	
Contracted Services	281,923	281,923	19,500	301,423	Move Student records
Supplies and Materials	2,200	2,200	210	2,410	Funds from 17-18 grant
Staff Development	15,900	15,900	-	15,900	
Other	1,096	1,096	-	1,096	
Total 72130 - Other Student Support	9,968,305	10,080,658	19,710	10,100,368	
72210 - Regular Instruction Support					
Salaries	10,004,574	10,077,155	2,540	10,079,695	Micro grant
Employee Benefits	3,397,722	3,443,151	461	3,443,612	Mico grant
Contracted Services	280,270	281,020	1,400	282,420	Program travel expense
Supplies and Materials	1,046,332	1,048,746	(2,414)	1,046,332	Read to be ready moved to 71110
Equipment	12,500	16,110	3,999	20,109	Micro grant
Staff Development	343,572	331,527	2,480	334,007	Engage conference,
Other	20,500	20,500	-	20,500	
Total 72210 - Regular Instruction Support	15,105,470	15,218,209	8,466	15,226,675	
72215 - Alternative School Support					
Salaries	20,311	20,311	-	20,311	
Employee Benefits	10,637	10,637	-	10,637	
Total 72215 - Alternative School Support	30,948	30,948	-	30,948	

Clarksville-Montgomery County School System
General Purpose School Fund Budget

CMCSS

	2018-2019 Original Budget	Current Amended Budget	Proposed Increase (Decrease)	Proposed Amended Budget
72220 - Special Education Support				
Salaries	2,493,656	2,508,878	-	2,508,878
Employee Benefits	832,652	832,652	-	832,652
Contracted Services	128,210	181,210	-	181,210
Supplies and Materials	100,389	259,743	-	259,743
Equipment	500	500	-	500
Staff Development	20,500	20,500	-	20,500
Total 72220 - Special Education Support	3,575,907	3,803,483	-	3,803,483
72230 - Vocational Education Support				
Salaries	100,674	100,675	-	100,675
Employee Benefits	32,164	32,164	-	32,164
Supplies and Materials	800	800	-	800
Staff Development	2,000	2,000	-	2,000
Total 72230 - Vocational Education Support	135,638	135,639	-	135,639
72250 - Technology				
Salaries	1,167,370	1,167,370	-	1,167,370
Employee Benefits	366,130	366,130	-	366,130
Contracted Services	4,978,692	4,773,309	(2,819,316)	1,953,993
Supplies and Materials	3,126,832	3,126,832	(341,433)	2,785,399
Equipment	2,435,000	5,195,000	126,411	5,321,411
Staff Development	34,460	34,460	-	34,460
Total 72250 - Technology	12,108,484	14,663,101	(3,034,338)	11,628,763
72260 - Adult Education Support				
Salaries	244,531	244,531	-	244,531
Employee Benefits	60,477	60,477	-	60,477
Total 72260 - Adult Education Support	305,008	305,008	-	305,008

Funds moved to Contracted Services

Operating lease moved to 71110, funds moved from Supplies

Funds moved to Contracted Services

Computer replacement, Tech replacement plan

Clarksville-Montgomery County School System
General Purpose School Fund Budget

CMCSS

	2018-2019 Original Budget	Current Amended Budget	Proposed Increase (Decrease)	Proposed Amended Budget	
72310 - Board of Education					
Salaries	68,559	68,559	-	68,559	
Employee Benefits	1,336,716	1,336,716	-	1,336,716	
Contracted Services	185,300	248,300	-	248,300	
Insurance Premiums	875,260	1,070,476	350,000	1,420,476	Anticipated Claims
Trustee's Commission	1,320,000	1,320,000	-	1,320,000	
Staff Development	17,000	17,000	-	17,000	
Background Investigations/Prof. Dev.	70,000	93,855	-	93,855	
Community Relations	500	500	-	500	
Total 72310 - Board of Education	3,873,335	4,155,406	350,000	4,505,406	
72320 - Director of Schools					
Salaries	379,364	384,153	-	384,153	
Employee Benefits	114,487	114,854	-	114,854	
Contracted Services	54,750	54,750	500	55,250	Travel for Chief of Staff
Supplies and Materials	1,350	1,350	-	1,350	
Staff Development	10,000	10,000	4,000	14,000	For Chief of Staff
Other	-	259	-	259	
Total 72320 - Director of Schools	559,951	565,366	4,500	569,866	
72320 - Printing and Communications					
Salaries	649,679	649,754	-	649,754	
Employee Benefits	250,240	250,240	-	250,240	
Contracted Services	74,985	74,985	-	74,985	
Supplies and Materials	60,776	60,776	-	60,776	
Equipment	10,321	10,321	-	10,321	
Staff Development	22,678	22,678	-	22,678	
Total 72320 - Printing and Communications	1,068,679	1,068,754	-	1,068,754	

05/14/2019

Clarksville-Montgomery County School System
General Purpose School Fund Budget

CMCSS

	2018-2019 Original Budget	Current Amended Budget	Proposed Increase (Decrease)	Proposed Amended Budget
72410 - Office of the Principal				
Salaries	14,017,409	14,017,409	-	14,017,409
Employee Benefits	5,509,336	5,509,336	-	5,509,336
Contracted Services	60,273	30,570	-	30,570
Equipment	25,000	25,000	-	25,000
Staff Development	39,000	39,000	-	39,000
Total 72410 - Office of the Principal	19,651,018	19,621,315	-	19,621,315
72510 - Business Affairs				
Salaries	2,056,342	2,058,649	-	2,058,649
Employee Benefits	756,747	802,378	-	802,378
Contracted Services	29,495	63,497	-	63,497
Supplies and Materials	33,662	33,662	-	33,662
Equipment	-	6,000	-	6,000
Staff Development	29,989	29,989	-	29,989
Total 72510 - Business Affairs	2,906,235	2,994,175	-	2,994,175
72520 - Human Resources				
Salaries	1,942,514	1,967,847	-	1,967,847
Employee Benefits	636,385	647,304	-	647,304
Contracted Services	101,355	116,355	-	116,355
Supplies and Materials	45,200	45,200	-	45,200
Equipment	180,800	180,800	-	180,800
Staff Development	39,500	39,500	-	39,500
Total 72520 - Human Resources	2,945,754	2,997,006	-	2,997,006

Clarksville-Montgomery County School System
General Purpose School Fund Budget

CMCSS

	2018-2019 Original Budget	Current Amended Budget	Proposed Increase (Decrease)	Proposed Amended Budget	
72610 - Operation of Plant					
Salaries	5,855,572	5,865,572	-	5,865,572	
Employee Benefits	2,862,704	2,924,826	-	2,924,826	
Contracted Services	712,150	773,150	36,000	809,150	Portable relocation
Supplies and Materials	544,238	544,238	-	544,238	
Equipment	531,000	531,000	-	531,000	
Utilities	7,335,000	7,344,000	14,000	7,358,000	Cost increase and more usage
Insurance Premiums	487,748	445,502	-	445,502	
Staff Development	5,000	5,000	-	5,000	
Total 72610 - Operation of Plant	18,333,412	18,433,288	50,000	18,483,288	
72620 - Maintenance of Plant					
Salaries	2,953,418	2,953,422	-	2,953,422	
Employee Benefits	1,277,382	1,324,456	-	1,324,456	
Contracted Services	1,513,247	1,948,247	-	1,948,247	
Supplies and Materials	1,208,788	1,251,288	-	1,251,288	
Equipment	34,000	34,000	76,119	110,119	Vehicles from Transportation
Insurance Premiums	70,662	63,016	-	63,016	
Staff Development	10,000	10,000	-	10,000	
Total 72620 - Maintenance of Plant	7,067,497	7,584,429	76,119	7,660,548	
73400 - Early Childhood Education					
Salaries	1,541,450	1,563,243	-	1,563,243	
Employee Benefits	657,770	684,477	-	684,477	
Contracted Services	1,000	1,000	-	1,000	
Supplies and Materials	10,000	10,000	-	10,000	
Staff Development	6,000	6,000	-	6,000	
Total 73400 - Early Childhood Education	2,216,220	2,264,720	-	2,264,720	

05/14/2019

Clarksville-Montgomery County School System
General Purpose School Fund Budget

CMCSS

	2018-2019 Original Budget	Current Amended Budget	Proposed Increase (Decrease)	Proposed Amended Budget
82130 - Debt Service				
--- Principal on Capital Leases	1,199,032	2,177,896	-	2,177,896
Total 82130 - Debt Service	1,199,032	2,177,896	-	2,177,896
82230 - Debt Service				
Interest Payments	24,375	24,375	-	24,375
Interest on Capital Leases	66,231	117,750	-	117,750
Total 82230 - Debt Service	90,606	142,125	-	142,125
99100 - Interfund Transfers				
Interfund Transfers	-	-	25,000	25,000
Debt Service	548,892	548,892	-	548,892
Total 99100 - Interfund Transfers	548,892	548,892	25,000	573,892
Total Expenditures	278,112,648	284,858,930	666,687	285,525,617

Due to Capital Projects Fund

Ending Reserves and Fund Balance

Fund Balance	8,382,231	13,920,916	(316,322)	13,604,594
On-The-Job Injury Reserve	402,218	402,218	-	402,218
Property & Liability Insurance Reserve	781,000	781,000	-	781,000
BEP Reserve	-	-	-	-
Career Ladder Reserve	2,068	2,068	-	2,068
Assign for Education - Munis Systems	-	-	-	-
Assign for Education - School Bus Replacements	1,609,500	1,609,500	-	1,609,500
Assign for Technology	5,035,000	5,035,000	-	5,035,000
Equipment, Purchases and Leases	-	-	-	-
Assign for Education - TCRS	-	-	-	-
Total Reserves and Fund Balance	16,212,017	21,750,702	(316,322)	21,434,380

Projected fund balance at 6/30/19

05/14/2019

**Clarksville-Montgomery County School System
General Purpose School Fund Budget**

CMCSS

	2018-2019 Original Budget	Current Amended Budget	Proposed Increase (Decrease)	Proposed Amended Budget
Total Expenditures, Reserves and Fund Balance	294,324,665	306,609,632	350,365	306,959,997

05/02/2019

Clarksville-Montgomery County School System
Child Nutrition Fund Budget

CMCSS

	2018-2019 Original Budget	Current Amended Budget	Proposed Increase (Decrease)	Amended Budget	
Estimated Revenues					
Local Revenues					
43521 Lunch Payments - Children	3,315,381	3,315,381	-	3,315,381	
43522 Lunch Payments - Adults	167,474	167,474	-	167,474	
43523 Income from Breakfast	160,749	160,749	-	160,749	
43525 Ala Carte Sales	1,257,355	1,257,355	(11,373)	1,245,982	Based on year-to-date collections
43990 Contract Services	20,409	20,409	9,591	30,000	Contracted Services - Parks and Recreation
44110 Interest Earned	7,631	7,631	16,136	23,767	Based on year to date collections
44130 Sale of Materials & Supplies	38,933	38,933	-	38,933	
44170 Miscellaneous Refund	509	509	-	509	
44530 Sale of Equipment	10,000	10,000	20,000	30,000	Sale of surplus property
Total Local Revenues	4,978,441	4,978,441	34,354	5,012,795	
State Revenues - BEP					
46520 School Food Service	144,279	144,279	9,152	153,431	
Total State Revenues	144,279	144,279	9,152	153,431	
Federal Revenues					
47111 Section 4 - Lunch Funds	8,498,976	8,498,976	(150,518)	8,348,458	Based on year-to-date collections
47112 USDA - Commodities	1,187,896	1,187,896	47,162	1,235,058	Bonus Commodities, increased participation
47113 Breakfast Reimbursement	3,332,813	3,332,813	-	3,332,813	
47114 USDA	-	-	10,947	10,947	USDA Equipment Grant
Total Federal Revenues	13,019,685	13,019,685	(92,409)	12,927,276	
Total Revenues	18,142,405	18,142,405	(48,903)	18,093,502	
Beginning Fund Balance	6,240,000	7,113,989	-	7,113,989	Actual Fund Balance at 6/30/18
Total Available Funds	24,382,405	25,256,394	(48,903)	25,207,491	

05/02/2019

Clarksville-Montgomery County School System
Child Nutrition Fund Budget

CMCSS

	2018-2019 Original Budget	Current Amended Budget	Proposed Increase (Decrease)	Amended Budget	
<u>Expenditures (Appropriations)</u>					
73100 - Food Service					
Salaries	5,717,684	5,787,276	-	5,787,276	
Employee Benefits	2,670,930	2,684,560	-	2,684,560	
Contracted Services	488,060	1,270,497	195,000	1,465,497	Cafeteria refresh
Supplies and Materials	9,238,131	9,238,131	(680,148)	8,557,983	Reduced non-food supplies costs
Utilities	342,000	342,000	7,667	349,667	Updated Utility Assessment
Insurance Premiums	40,000	40,000	-	40,000	
Equipment	385,000	385,000	5,000	390,000	Furniture and equipment for office use
Staff Development, Other Charges	79,914	79,914	8,000	87,914	Adjustments due to inventory
Total 73100 - Food Service	18,951,719	19,827,378	(464,481)	19,362,897	
Total Expenditures	18,961,719	19,827,378	(464,481)	19,362,897	
Ending Fund Balance	5,420,686	5,429,016	415,578	5,844,594	Projected fund balance at 6/30/19
Total Expenditures and Fund Balance	24,382,405	25,256,394	(48,903)	25,207,491	

05/03/2019

Clarksville-Montgomery County School System
Transportation Fund Budget

CMCSS

Estimated Revenues**Local Revenues**

	2017-2018 Original Budget	Current Amended Budget	Proposed Increase (Decrease)	Proposed Amended Budget
Current Property Tax	1,966,800	1,966,800	-	1,966,800
Trustees Collection - Prior Years	60,000	60,000	-	60,000
Circuit Clerk	26,000	26,000	-	26,000
Interest & Penalties	15,000	15,000	-	15,000
Payments In Lieu of Taxes (Utility)	41,480	41,480	-	41,480
Bank Excise Tax	3,000	3,000	-	3,000
Sale of Materials & Supplies	2,500	2,500	-	2,500
Sale of Recycled Materials	3,200	3,200	-	3,200
Misc. Refund - Other	9,000	9,000	-	9,000
Sale of Equipment	40,000	40,000	-	40,000
Damages from Individuals	1,000	1,000	-	1,000
Total Local Revenues	2,167,980	2,167,980	-	2,167,980

State Revenues - BEP

Basic Education Program	12,139,000	12,139,000	-	12,139,000
Other State Grants	54,600	54,600	(54,600)	-
Total State Revenues - BEP	12,193,600	12,193,600	(54,600)	12,139,000

Funds to be received in next fiscal year

Federal Revenues

Educ. of the Handicapped Act	1,291,137	1,291,137	-	1,291,137
Total Federal Revenues	1,291,137	1,291,137	-	1,291,137

Total Revenues	15,652,717	15,652,717	(54,600)	15,598,117
Beginning Fund Balance	1,414,000	1,978,467	-	1,978,467
Total Available Funds	17,066,717	17,631,184	(54,600)	17,576,584

05/03/2019

Clarksville-Montgomery County School System
Transportation Fund Budget

CMCSS

	2017-2018 Original Budget	Current Amended Budget	Proposed Increase (Decrease)	Proposed Amended Budget	
<u>Expenditures (Appropriations)</u>					
72310 - Board of Education					
Trustee's Commission	43,000	43,000	-	43,000	
Total 72310 - Board of Education	43,000	43,000	-	43,000	
72710 - Transportation					
Salaries	8,508,660	8,624,157	-	8,624,157	
Employee Benefits	3,843,032	3,878,753	-	3,878,753	
Contracted Services	428,800	428,800	-	428,800	
Supplies and Materials	1,863,850	1,871,500	-	1,871,500	
Equipment	1,720,000	1,742,000	(76,119)	1,665,881	Moved to General Purpose Fund
Insurance Premiums	128,015	147,416	-	147,416	
Staff Development	30,000	30,000	-	30,000	
Total 72710 - Transportation	16,522,357	16,722,626	(76,119)	16,646,507	
Total Expenditures	16,565,357	16,765,626	(76,119)	16,689,507	
Ending Fund Balance	501,360	865,558	21,519	887,077	Projected fund balance as of 5/30/19
Total Expenditures and Fund Balance	17,066,717	17,631,184	(54,600)	17,576,584	

19-6-1

On Motion to Adopt by Commissioner Prichard, seconded by Commissioner Hodges, the foregoing Resolution was Adopted by the following roll call vote:

District	Commissioner	Vote	District	Commissioner	Vote	District	Commissioner	Vote
1	John M. Gannon	Y	8	Tangi C. Smith	Y	15	David Harper	Y
2	Charles Keene	Y	9	Carmelle Chandler	Y	16	Loretta J. Bryant	Y
3	Joe Smith	Y	10	James R. Lewis	Y	17	Chris Rasnic	Y
4	Rickey Ray	Y	11	Joe L. Creek	Y	18	Jason D. Knight	Y
5	Rashidah A. Leverett	Y	12	Lisa L. Prichard	Y	19	Garland Johnson	Y
6	Arnold Hodges	Y	13	Walker R. Woodruff	Y	20	Jerry Allbert	Y
7	Brandon Butts	Y	14	Joshua Beal	Y	21	Larry Rocconi	---

Yeses – 20 Noes – 0 Abstentions – 0

ABSENT: Larry Rocconi (1)

**RESOLUTION TO APPROPRIATE FUNDING FOR THE PURCHASE
OF ART USING FUNDING FROM BOND PROCEEDS
DEDICATED FOR SUCH PURCHASE**

WHEREAS, the Montgomery County Commission approved committing 1% (one percent) of the 2017 and 2018 bond issue for the purchase of public art; and


WHEREAS, it has been approved by the Public Art Ad Hoc Committee to purchase a piece of art in celebration of the 19th Amendment's 100th Anniversary, with a special seven (7) foot monument depicting a woman voting for the first time in the 1920 Presidential election. The statue will be placed at Public Square and will make it a Montgomery County stop along the state's Woman Suffrage Heritage Trail.

WHEREAS, the expected cost of the art piece, installation, and any additional work needed at the site of the proposed piece is an amount not to exceed \$35,000; and


WHEREAS, if approved, the remaining balance in the designated account would be \$376,575.

NOW, THEREFORE, BE IT RESOLVED by the Montgomery County Board of Commissioners assembled in Regular Session on this 10th day of June, 2019, that the purchase of the aforementioned public art is approved.

Duly passed and approved this 10th day of June, 2019.


Attested Kellie Jackson
County Clerk

Sponsor Charles D. Keene
Commissioner Rickey Ray
Approved J. Dumas
County Mayor





On Motion to Adopt by Commissioner Allbert, seconded by Commissioner J. Smith, the foregoing Resolution was Adopted by the following roll call vote:

District	Commissioner	Vote	District	Commissioner	Vote	District	Commissioner	Vote
1	John M. Gannon	Y	8	Tangi C. Smith	Y	15	David Harper	Y
2	Charles Keene	Y	9	Carmelle Chandler	Y	16	Loretta J. Bryant	Y
3	Joe Smith	Y	10	James R. Lewis	Y	17	Chris Rasnic	Y
4	Rickey Ray	Y	11	Joe L. Creek	Y	18	Jason D. Knight	Y
5	Rashidah A. Leverett	Y	12	Lisa L. Prichard	Y	19	Garland Johnson	Y
6	Arnold Hodges	Y	13	Walker R. Woodruff	Y	20	Jerry Allbert	Y
7	Brandon Butts	Y	14	Joshua Beal	Y	21	Larry Rocconi	---

Yeses – 20 Noes – 0 Abstentions – 0

ABSENT: Larry Rocconi (1)

**RESOLUTION OF THE MONTGOMERY COUNTY
BOARD OF COMMISSIONERS TO ALLOCATE RESERVE FUND MONIES
FOR THE CLARKSVILLE-MONTGOMERY COUNTY TOURISM COMMISSION**

WHEREAS, the Tourism Commission's budget is legally adopted by the Montgomery County Board of Commissioners and it intends to amend its FY19 budget for tourism development initiatives that required additional funding from its reserves; and

WHEREAS, the Tourism Commission's Board committed \$125,000 of its reserve funds at its June 22, 2017 meeting to support Montgomery County's efforts to recruit a Multipurpose Event Center which, if successful, would help satisfy greatly the community's need for a tourist venue; and

WHEREAS, the Tourism Commission's Board committed \$125,000 of its reserve funds at its June 22, 2017 meeting to support the City of Clarksville's efforts to provide a much-needed update to the community's way-finding signage which is an integral part of tourist navigation; and

WHEREAS, the Tourism Commission's Board committed \$150,000 of its reserve funds at its January 25, 2018 meeting to support the recruitment and due-diligence efforts of the Industrial Development Board to land a conference center project which, if successful, would help satisfy greatly the community's need for a tourist venue; and

WHEREAS, the Tourism Commission's Board committed \$100,000 of its reserve funds at its September 19, 2018 meeting to provide capital improvements to the newly acquired Historic Collinsville facilities and grounds with the intent to preserve some of the existing structures and to help create a safe, secure, and ADA compliant attraction for tourists; and

NOW, THEREFORE, BE IT RESOLVED by the Montgomery County Board of Commissioners assembled in Regular Session on this 10th day of June, 2019, that five-hundred thousand dollars (\$500,000) be transferred from the Tourist Commission's Reserve Funds, placed in the Tourist Commissions operational budget, and be available for the Commission's use in recruitment of a Multipurpose Event Center, upgrading of the community's way-finding signage, recruitment of a Conference Center, and capital improvements to Historic Collinsville.

Duly passed and approved this 10th day of June, 2019.


Attested *Yvonne Jackson*
County Clerk

Sponsor *J. Dumas*
Commissioner *Burkey Kalle*
Approved *J. Dumas*
County Mayor

Page 1 of 1

19-6-3

On Motion to Adopt by Commissioner Knight, seconded by Commissioner Ray, the foregoing Resolution was Adopted by the following roll call vote:

District	Commissioner	Vote	District	Commissioner	Vote	District	Commissioner	Vote
1	John M. Gannon	Y	8	Tangi C. Smith	Y	15	David Harper	Y
2	Charles Keene	Y	9	Carmelle Chandler	Y	16	Loretta J. Bryant	Y
3	Joe Smith	Y	10	James R. Lewis	Y	17	Chris Rasnic	Y
4	Rickey Ray	Y	11	Joe L. Creek	Y	18	Jason D. Knight	Y
5	Rashidah A. Leverett	Y	12	Lisa L. Prichard	Y	19	Garland Johnson	Y
6	Arnold Hodges	Y	13	Walker R. Woodruff	Y	20	Jerry Allbert	Y
7	Brandon Butts	Y	14	Joshua Beal	N	21	Larry Rocconi	---

Yeses – 19 Noes – 1 Abstentions – 0

ABSENT: Larry Rocconi (1)

**RESOLUTION TO AMEND THE BUDGETS
OF VARIOUS FUNDS FOR FISCAL YEAR 2019
IN CERTAIN AREAS OF REVENUES AND EXPENDITURES**

WHEREAS, the Director of Accounts and Budgets has performed continuing reviews of the status of funding needs and the receipts of revenues anticipated in support of the various budgets; and

WHEREAS, the County Commission desires to appropriate funding to these expenditure accounts from various sources including revenues, designated fund balances, and/or other sources within the funds in which those accounts operate.

NOW THEREFORE BE IT RESOLVED, by the Montgomery County Board of Commissioners, assembled in regular business session this 10th day of June, 2019 that the budgets for various funds for FY19 be amended as to revenues and expenditures, according to the attached Account Schedule 1.

Duly passed and approved this 10th day of June, 2019.



Attested

Yellie Jackson
County Clerk

Sponsor

J. D. Smith

Commissioner

Charles D. Keene

Approved

J. D. Smith
County Mayor

March 21

1880

Montgomery County Government
Schedule 1
General Fund Budget

	<i>2018-2019 Budget as of 12/10/2018</i>	<i>Proposed Increase (Decrease)</i>	<i>2018-2019 Amended Budget</i>
ESTIMATED REVENUES			
Local Taxes			
40110 CURRENT PROPERTY TAX	43,471,600	-	43,471,600
40120 TRUSTEE'S COLLECTIONS - PRIOR YEAR	1,200,000	-	1,200,000
40125 TRUSTEE COLLECTIONS - BANKRUPT	60,000	-	60,000
40130 CIRCUIT/CHANCERY COLLECT PRIOR YEAR	500,000	-	500,000
40140 INTEREST & PENALTY	350,000	-	350,000
40161 PMTS IN LIEU OF TAXES - TVA	763	-	763
40162 PMTS IN LIEU OF TAXES - UTILITY	1,345,000	-	1,345,000
40163 PMTS IN LIEU OF TAXES - OTHER	583,163	-	583,163
40220 HOTEL/MOTEL TAX	2,050,000	150,000	2,200,000
40250 LITIGATION TAX - GENERAL	445,000	-	445,000
40260 LITIGATION TAX-SPECIAL PURPOSE	75,000	-	75,000
40270 BUSINESS TAX	1,000,000	-	1,000,000
40320 BANK EXCISE TAX	200,000	-	200,000
40330 WHOLESALE BEER TAX	350,000	-	350,000
40350 INTERSTATE TELECOMMUNICATIONS	3,400	-	3,400
Total Local Taxes	51,633,926	150,000	51,783,926
Licenses & Permits			
41120 ANIMAL REGISTRATION	35,000	-	35,000
41130 ANIMAL VACCINATION	6,000	-	6,000
41140 CABLE TV FRANCHISE	275,000	-	275,000
41520 BUILDING PERMITS	750,000	-	750,000
41540 PLUMBING PERMITS	15,500	-	15,500
41590 OTHER PERMITS	367,000	-	367,000
Total Licenses & Permits	1,448,500	-	1,448,500
Fines, Forfeitures & Penalties			
42110 FINES	3,500	-	3,500
42120 OFFICERS COSTS	30,000	-	30,000
42141 DRUG COURT FEES	1,600	-	1,600
42142 VETERANS TREATMENT COURT	650	-	650
42190 DATA ENTRY FEES - CIRCUIT	11,600	-	11,600
42191 COURTROOM SECURITY - CIRCUIT COURT	8,600	-	8,600
42192 CIRCUIT COURT VICTIMS ASSESSMENTS	3,525	-	3,525
42310 FINES	195,000	-	195,000
42311 FINES - LITTERING	750	-	750
42320 OFFICERS COSTS	225,000	-	225,000
42330 GAME & FISH FINES	1,000	-	1,000
42341 DRUG COURT FEES	20,000	-	20,000
42342 VETERANS TREATMENT COURT	19,000	-	19,000
42350 JAIL FEES GENERAL SESSIONS	280,000	-	280,000
42380 DUI TREATMENT FINES	20,000	-	20,000
42390 DATA ENTRY FEE-GENERAL SESSIONS	68,000	-	68,000
42392 GEN SESSIONS VICTIM ASSESSMENTS	65,000	-	65,000
42410 FINES	750	-	750
42420 OFFICERS COSTS	15,000	-	15,000
42450 JAIL FEES	60,000	-	60,000
42490 DATA ENTRY FEE-JUVENILE	10,000	-	10,000
42520 OFFICERS COSTS	30,000	-	30,000
42530 DATA ENTRY FEE -CHANCERY COURT	4,500	-	4,500
42610 FINES	2,500	-	2,500
42641 DRUG COURT FEES	25,000	-	25,000
42990 OTHER FINES/FORFEITS/PENALTIES	5,500	-	5,500
Total Fines, Forfeitures & Penalties	1,106,475	-	1,106,475
Charges for Current Services			
43120 PATIENT CHARGES	6,900,000	-	6,900,000
43140 ZONING STUDIES	4,500	-	4,500
43190 OTHER GENERAL SERVICE CHARGES	55,000	-	55,000
43340 RECREATION FEES	14,000	-	14,000
43350 COPY FEES	5,950	-	5,950
43365 ARCHIVE & RECORD MANAGEMENT	416,000	-	416,000

43366 GREENBELT LATE APPLICATIONS	300	-	300	
43370 TELEPHONE COMMISSIONS	96,000	-	96,000	
43380 VENDING MACHINE COLLECTIONS	85,000	-	85,000	
43392 DATA PROCESSING FEES -REGISTER	75,000	-	75,000	
43393 PROBATION FEES	27,000	-	27,000	
43394 DATA PROCESSING FEES - SHERIFF	30,000	-	30,000	
43395 SEXUAL OFFENDER FEE - SHERIFF	18,000	-	18,000	
43396 DATA PROCESSING FEE-COUNTY CLERK	12,000	-	12,000	
43990 OTHER CHARGES FOR SERVICES	4,500	-	4,500	
Total Charges for Current Services	7,743,250	-	7,743,250	
Other Local Revenues				
44110 INTEREST EARNED	400,000	-	400,000	
44120 LEASE/RENTALS	582,458	-	582,458	
44140 SALE OF MAPS	1,000	-	1,000	
44145 SALE OF RECYCLED MATERIALS	-	-	-	
44170 MISCELLANEOUS REFUNDS	265,025	-	265,025	
44530 SALE OF EQUIPMENT	-	-	-	
101-00000-00000-00-44530	-	10,150	10,150	MCSO SALE OF EQUIPMENT
44990 OTHER LOCAL REVENUES	630,550	-	630,550	
Total Other Local Revenues	1,879,033	10,150	1,889,183	
Fees Received from County Officials				
45510 COUNTY CLERK	1,500,000	-	1,500,000	
45520 CIRCUIT COURT CLERK	735,000	-	735,000	
45540 GENERAL SESSIONS COURT CLERK	2,050,000	-	2,050,000	
45550 CLERK & MASTER	370,000	-	370,000	
45560 JUVENILE COURT CLERK	200,000	-	200,000	
45580 REGISTER	1,000,000	-	1,000,000	
45590 SHERIFF	38,000	-	38,000	
45610 TRUSTEE	3,300,000	-	3,300,000	
Total Fees Received from County Officials	9,193,000	-	9,193,000	
State of Tennessee				
46110 JUVENILE SERVICES PROGRAMS	580,011	-	580,011	
46210 LAW ENFORCEMENT TRAINING	65,400	-	65,400	
46390 OTHER HEALTH & WELFARE GRANTS	100,000	-	100,000	
46430 LITTER PROGRAM	83,500	-	83,500	
46810 FLOOD CONTROL	500	-	500	
46830 BEER TAX	17,500	-	17,500	
46835 VEHICLE CERTIFICATE OF TITLE	21,000	-	21,000	
46840 ALCOHOLIC BEVERAGE TAX	230,000	-	230,000	
46851 STATE REVENUE SHARING - TVA	1,648,544	-	1,648,544	
46880 BOARD OF JURORS	5,000	-	5,000	
46890 PRISONER TRANSPORTATION	22,000	-	22,000	
46915 CONTRACTED PRISONER BOARD	1,507,000	-	1,507,000	
46960 REGISTRAR'S SALARY SUPPLEMENT	15,164	-	15,164	
46980 OTHER STATE GRANTS	3,812,102	-	3,812,102	
46990 OTHER STATE REVENUES	27,000	-	27,000	
Total State of Tennessee	8,134,721	-	8,134,721	
Federal Revenues				
47235 HOMELAND SECURITY GRANTS	400,595	-	400,595	
47590 OTHER FEDERAL THROUGH STATE	200,824	-	200,824	
101-54120-00000-54-47590	-	(43,609)	(43,609)	
47700 ASSET FORFEITURE FUNDS	2,000	-	2,000	
47990 OTHER DIRECT FEDERAL REVENUE	20,000	-	20,000	
Total Federal Revenues	623,419	(43,609)	579,810	
Other Governments & Citizen Groups				
48110 PRISONER BOARD	-	-	-	
48130 CONTRIBUTIONS	197,000	-	197,000	
101-54210-00000-54-48130	-	43,609	43,609	
48610 DONATIONS	178,500	-	178,500	
Total Other Governments & Citizen Groups	375,500	43,609	419,109	
Non-Revenue Source				
49700 INSURANCE RECOVERY	1,226	-	1,226	
101-54110-00000-54-49700	-	44,803	44,803	MCSO INSURANCE RECOVERY
49800 OPERATING TRANSFERS	579,806	-	579,806	
101-54240-00000-54-49800-05253	-	3,000	3,000	Child Advocacy Reserve
Total Non-Revenue Source	581,032	47,803	628,835	
TOTAL GENERAL FUND REVENUES	82,718,856	207,953	82,926,809	

Montgomery County Government
Schedule 1
General Fund Budget

	2018-2019 Budget as of 05/06/2019	Proposed Increase (Decrease)	2018-2019 Amended Budget	
51100 COUNTY COMMISSION	274,525	-	274,525	
101-51100-00000-51-51610	50,007	5,620	55,627	SECRETARY
101-51100-00000-51-52010	10,376	300	10,676	SOCIAL SECURITY
101-51100-00000-51-52040	6,431	700	7,131	STATE RETIREMENT
101-51100-00000-51-52060	53	8	61	LIFE INSURANCE
101-51100-00000-51-52070	13,417	(1,083)	12,334	MEDICAL INSURANCE
101-51100-00000-51-52120	2,427	75	2,502	MEDICARE
101-51100-00000-51-53990	14,824	4,050	18,874	DROP BOX PURCHASE
51210 BOARD OF EQUALIZATION	2,692	-	2,692	
51220 BEER BOARD	3,000	-	3,000	
101-51220-00000-51-51910	1,875	975	2,850	BOARD & COMMITTEE MEMBERS FEES
101-51220-00000-51-52010	117	60	177	SOCIAL SECURITY
101-51220-00000-51-52120	28	15	43	MEDICARE
51240 OTHER BOARDS & COMMITTEE	5,168	-	5,168	
51300 COUNTY MAYOR	249,043	-	249,043	
101-51300-00000-51-51050	104,797	16,000	120,797	SUPERVISOR/DIRECTOR
101-51300-00000-51-51610	62,934	20,500	83,434	SECRETARIES
101-51300-00000-51-52010	22,088	400	22,488	SOCIAL SECURITY
101-51300-00000-51-52040	47,373	1,300	48,673	STATE RETIREMENT
101-51300-00000-51-52060	212	8	220	LIFE INSURANCE
101-51300-00000-51-52070	29,477	1,550	31,027	MEDICAL INSURANCE
101-51300-00000-51-52120	5,166	575	5,741	MEDICARE
51310 HUMAN RESOURCES	570,486	-	570,486	
51400 COUNTY ATTORNEY	125,000	25,000	150,000	LEGAL SERVICES
51500 ELECTION COMMISSION	1,111,273	-	1,111,273	
51600 REGISTER OF DEEDS	537,641	-	537,641	
51720 PLANNING	411,849	-	411,849	
51730 BUILDING	321,505	-	321,505	
51750 CODES COMPLIANCE	896,037	-	896,037	
51760 GEOGRAPHICAL INFO SYSTEM	290,215	-	290,215	
51800 COUNTY BUILDINGS	515,550	-	515,550	
51810 FACILITIES	2,763,696	-	2,763,696	
51900 OTHER GENERAL ADMINISTRATION	1,206,353	-	1,206,353	
51910 ARCHIVES	238,546	-	238,546	
52100 ACCOUNTS & BUDGETS	757,559	-	757,559	
52200 PURCHASING	319,434	-	319,434	
52300 PROPERTY ASSESSOR'S OFFICE	1,386,645	-	1,386,645	
52400 COUNTY TRUSTEES OFFICE	712,815	-	712,815	
101-52400-00000-52-53480	32,000	10,000	42,000	INCREASE IN POSTAGE RATES FOR PLATES
101-52400-00000-52-53480	6,000	5,000	11,000	INCREASED VOLUME IN PRINTING
52500 COUNTY CLERK'S OFFICE	2,343,237	-	2,343,237	
52600 INFORMATION SYSTEMS	2,724,991	-	2,724,991	
52900 OTHER FINANCE	61,300	-	61,300	
53100 CIRCUIT COURT	3,847,651	-	3,847,651	
53300 GENERAL SESSIONS COURT	641,649	-	641,649	
53330 DRUG COURT	70,000	-	70,000	
53400 CHANCERY COURT	687,415	-	687,415	
53500 JUVENILE COURT	1,183,777	-	1,183,777	
53600 DISTRICT ATTORNEY GENERAL	59,750	-	59,750	
53610 OFFICE OF PUBLIC DEFENDER	7,313	-	7,313	
53700 JUDICIAL COMMISSIONERS	257,966	-	257,966	
101-53700-00000-53-53550	-	3,000	3,000	TRAVEL PREVIOUSLY PAID FOR BY JUDICIAL COMMISSIONERS ASSOCIATION
53800 VETERANS' TREATMENT COURT	314,883	-	314,883	
53900 OTHER ADMINISTRATION/ JUSTICE	519,799	-	519,799	
53910 ADULT PROBATION SERVICES	1,105,719	-	1,105,719	
54110 SHERIFF'S DEPARTMENT	11,216,777	-	11,216,777	
101-54110-00000-54-57180	669,135	54,953	724,088	MOTOR VEHICLES-OFFSET BY INSURANCE RECOVERY & SALE OF EQUIPMENT
54120 SPECIAL PATROLS	2,840,591	-	2,840,591	
54160 SEXUAL OFFENDER REGISTRY	16,125	-	16,125	
54210 JAIL	5,214,711	-	5,214,711	
101-54210-00000-54-51060	4,855,884	(345,000)	4,510,884	DEPUTIES
101-54210-00000-54-51100	103,026	33,900	136,926	LIEUTENANTS
101-54210-00000-54-51150	593,326	(5,000)	588,326	SERGEANTS
101-54210-00000-54-51190	37,701	(31,000)	6,701	ACCOUNTANTS/BOOKKEEPERS
101-54210-00000-54-51620	669,518	53,510	723,028	CLERICAL PERSONNEL

101-54210-00000-54-51670	194,151	(31,000)	163,151	MAINTENANCE PERSONNEL
101-54210-00000-54-51870	255,000	406,000	661,000	OVERTIME
101-54210-00000-54-53400	2,500,000	2,000,000	4,500,000	INCREASE IN JAIL MEDICAL COSTS OVER CAP
54220 WORKHOUSE	1,938,736	-	1,938,736	
101-54220-00000-54-51100	35,428	(34,092)	1,336	LIEUTENANTS-MOVE TO JAIL
54230 COMMUNITY CORRECTIONS	518,802	-	518,802	
54240 JUVENILE SERVICES	290,123	-	290,123	
101-54240-00000-54-53990-05253	-	3,000	3,000	CHILD ADVOCACY RESERVES
54310 FIRE PREVENTION & CONTROL	574,244	-	574,244	
54410 EMERGENCY MANAGEMENT	535,620	-	535,620	
54490 OTHER EMERGENCY MANAGEMENT	456,558	-	456,558	
54610 COUNTY CORONER / MED EXAMINER	6,700	-	6,700	
101-54610-00000-54-53400	200,000	135,000	335,000	MEDICAL SERVICES
101-54610-00000-54-53990	18,000	2,500	20,500	OTHER CONTRACTED SERVICES
55110 HEALTH DEPARTMENT	206,529	-	206,529	
101-55110-00000-55-51310	118,068	275	118,343	MEDICAL PERSONNEL COMP TIME PAYOUT
101-55110-00000-53550-G1602	-	(667)	(667)	CORRECT CARRY FORWARD ENCUMBRANCE DUA
55120 RABIES & ANIMAL CONTROL	1,000,293	-	1,000,293	
55130 AMBULANCE SERVICE	12,109,021	-	12,109,021	
55190 OTHER LOCAL HLTH SRVCS	3,266,300	-	3,266,300	
101-55190-00000-55-51300-G5225	-	42,564	42,564	TRUE UP SALARIES TO THE WIC GRANT CONTRACT
101-55190-00000-55-51310-G5225	-	(23,699)	(23,699)	TRUE UP SALARIES TO THE WIC GRANT CONTRACT
101-55190-00000-55-51620-G5225	-	35,348	35,348	TRUE UP SALARIES TO THE WIC GRANT CONTRACT
101-55190-00000-55-51690-G5225	-	(54,213)	(54,213)	TRUE UP SALARIES TO THE WIC GRANT CONTRACT
55390 APPROPRIATION TO STATE	221,796	-	221,796	
55590 OTHER LOCAL WELFARE SERVICES	20,825	-	20,825	
55900 OTHER PUBLIC HEALTH & WELFARE	-	-	-	
101-55900-00000-55-53400	2,500	24,000	26,500	COURT MANDATED MENTAL HEALTH EVALUATIONS
56500 LIBRARIES	2,064,386	-	2,064,386	
56700 PARKS & FAIR BOARDS	1,157,550	-	1,157,550	
56900 OTHER SOCIAL, CULTURAL & RECREATION	9,688	-	9,688	
57100 AGRICULTURAL EXTENSION SERVICES	375,705	-	375,705	
57300 FOREST SERVICE	2,000	-	2,000	
57500 SOIL CONSERVATION	6,720	-	6,720	
101-57500-00000-57-51610	29,767	125	29,892	SECRETARY COMP TIME PAYOUT
57800 STORM WATER MANAGEMENT	1,000,000	-	1,000,000	
58110 TOURISM	558,500	-	558,500	
101-58110-00000-58-53100-P0054	1,025,000	475,000	1,500,000	HOTEL/MOTEL TAX
58120 INDUSTRIAL DEVELOPMENT	1,238,957	-	1,238,957	
58220 AIRPORT	261,208	-	261,208	
58300 VETERAN'S SERVICES	536,057	-	536,057	
58400 OTHER CHARGES	2,330,428	-	2,330,428	
58500 CONTRIBUTION TO OTHER AGENCIES	695,198	-	695,198	
58600 EMPLOYEE BENEFITS	536,300	-	536,300	
58900 MISC-CONT RESERVE	17,192	-	17,192	
64000 LITTER & TRASH COLLECTIONS	73,021	-	73,021	
101-64000-00000-64-51060	92,853	200	93,053	DEPUTIES COMP TIME PAYOUT
99100 OPERATING TRANSFERS	-	-	-	
101-99100-00000-99-55900	-	46,215	46,215	AIRPORT RUNWAY GRANT MATCH
Total General Fund Expenditures	89,630,102	2,881,972	92,512,074	

	Beginning		Restated Beginning
Estimated Fund Balance			
Nonspendable	64,669	83,097	147,766
Restricted	3,290,090	240,463	3,530,553
Committed	339,438	39,484	378,922
Assigned	553,040	211,418	764,458
Unassigned	17,766,721	12,484,863	30,251,584
Total Estimated Fund Balance	22,013,958		35,073,283

Montgomery County Government
Schedule 1
Drug Control Fund

	<i>2018-2019 Budget as of 12/3/2018</i>	<i>Proposed Increase (Decrease)</i>	<i>2018-2019 Amended Budget</i>
122-54110	41,308	-	41,308
Total Drug Control Expenditures	41,308	-	41,308

Increase (Decrease) in Budgeted Fund Balance -

	<i>Beginning</i>	<i>Restated Beginning</i>
Estimated Restricted Fund Balance		
Restricted	448	45,739
Total Estimated Restricted Fund Balance	448	46,187

Montgomery County Government
Schedule 1
Highway Fund Budget

	<i>2018-2019 Budget as of 05/06/2019</i>	<i>Proposed Increase (Decrease)</i>	<i>2018-2019 Amended Budget</i>	
61000 - ADMINISTRATION	480,700	-	480,700	
62000 - HIGHWAY & BRIDGE MAINTENANCE	3,724,989	-	3,724,989	
131-62000-00000-62-54040	1,757,337	250,000	2,007,337	MOVE TO COVER ADDITIONAL EXPENSES RELATED TO ASPHALT
63100 - OPERATION & MAINT OF EQUIPMENT	1,290,976	-	1,290,976	
63600 - TRAFFICE CONTROL	505,218	-	505,218	
65000 - OTHER CHARGES	561,986	-	561,986	
66000 - EMPLOYEE BENEFITS	-	-	-	
131-66000-00000-66-52070	35,000	18,100	53,100	RETIRES MEDICAL INSURANCE
68000 - CAPITAL OUTLAY	1,912,800	-	1,912,800	
131-68000-00000-68-57130	525,000	(250,000)	275,000	MOVE TO COVER ADDITIONAL EXPENSES RELATED TO ASPHALT
99100 - OPERATING TRANSFERS	-	-	-	
TOTAL HIGHWAY FUND EXPENDITURES	10,794,006	18,100	10,812,106	

Increase (Decrease) in Budgeted Fund Balance (18,100.00)

<i>Estimated Fund Balance</i>	<i>Beginning</i>	<i>Restated Beginning</i>
Assigned	-	443,702
Restricted	2,562,005	2,697,838
Total Estimated Fund Balance	2,562,005	5,703,545

Montgomery County Government
Schedule 1
Debt Service Fund Budget

	2018-2019 Budget as of 5/1/2017	Proposed Increase (Decrease)	2018-2019 Amended Budget
82110 - GENERAL GOVERNMENT PRINCIPAL	11,162,395	311,500	11,473,895
82130 - EDUCATION PRINCIPAL	18,245,174	133,500	18,378,674
82210 - GENERAL GOVERNMENT INTEREST	4,568,226	174,978	4,743,204
82230 - EDUCATION INTEREST	6,999,527	74,991	7,074,518
82310 - OTHER DEBT CHARGES GENERAL GOVERNMENT	268,500	48,500	317,000
82330 - OTHER DEBT CHARGES EDUCATION	678,000	-	678,000
99300 - PAYMENTS TO REFUNDED DEBT ESCROW	-	-	-
TOTAL DEBT SERVICE FUND EXPENDITURES	41,921,822	743,469	42,665,291

Increase (Decrease) in Budgeted Fund Balance

-

	Beginning		Restated Beginning
Estimated Restricted Fund Balance			
Restricted	28,664,985	3,550,166	32,215,151
Total Estimated Restricted Fund Balance	28,664,985	3,550,166	32,215,151

Montgomery County Government
Schedule 1
Capital Project Fund Budget

	2018-2019 Budget as of 2/12/2019	Proposed Increase (Decrease)	2018-2019 Amended Budget	
ESTIMATED REVENUES				
Local Taxes				
40110 CURRENT PROPERTY TAX	2,383,680	-	2,383,680	
40120 TRUSTEE'S COLLECTIONS - PYR	47,000	-	47,000	
40125 TRUSTEE'S COLLECTIONS - BANKRUPTCY	2,000	-	2,000	
40130 CIRCUIT/CHANCERY COLLECT - PYR	27,000	-	27,000	
40140 INTEREST & PENALTY	20,000	-	20,000	
40240 WHEEL TAX	2,700,000	-	2,700,000	
40320 BANK EXCISE TAX	10,000	-	10,000	
Total Local Taxes	5,189,680	-	5,189,680	
Other Local Revenues				
44110 INTEREST EARNED	40,000	-	40,000	
Total Other Local Revenues	40,000	-	40,000	
State of Tennessee				
46190 OTHER GENERAL GOVERNMENT GRANTS	500,000	-	500,000	
Total State of Tennessee	500,000	-	500,000	
Federal Revenue				
47590 OTHER FEDERAL THROUGH STATE	3,057,789	-	3,057,789	
Total Federal Revenue	3,057,789	-	3,057,789	
Other Governments & Citizen Groups				
48610 DONATIONS	112,287	-	112,287	
Total Other Governments & Citizen Groups	112,287	-	112,287	
Non-Revenue Sources				
49100 BOND PROCEEDS	14,630,000	-	14,630,000	
49410 PREMIUM ON DEBT SOLD	1,174,905	-	1,174,905	
49600 PROCEEDS FROM SALE OF CAPITAL ASSETS	25,250	-	25,250	
49700 INSURANCE RECOVERY	-	-	-	
171-91110-00000-91-49700-P0265	-	29,060	29,060	Historic Courthouse Insurance Rcvy Funds
49800 OPERATING TRANSFERS	-	-	-	
171-99100-02019-99-49800	-	46,216	46,216	Airport Runway Grant Match
Total Non-Revenue Sources	15,830,155	75,276	15,905,431	
TOTAL CAPITAL PROJECT FUND REVENUES	24,729,911	75,276	24,805,187	

Montgomery County Government
Schedule 1
Capital Project Fund Budget

	<i>2018-2019 Budget as of 2/12/2019</i>	<i>Proposed Increase (Decrease)</i>	<i>2018-2019 Amended Budget</i>	
82310 - OTHER DEBT SERVICE COUNTY GOVERNMENT	78,911	-	78,911	
171-82310-02019-91-56060	-	13,643	13,643	
82330 - OTHER DEBT SERVICE EDUCATION	32,324	-	32,324	
91110 - GENERAL ADMINISTRATION PROJECTS	1,674,076	-	1,674,076	
171-91110-00000-91-57900-P0265	-	29,060	29,060	Historic Courthouse Insurance Rvry - Audio Visual Equip
91120 - ADMINISTRATION OF JUSTICE PROJECTS	185,000	-	185,000	
91130 - PUBLIC SAFETY PROJECTS	2,380,290	-	2,380,290	
171-91130-02017-91-57060-BP700	-	44,953	44,953	EMA Warehouse FY17 Project
171-91130-00000-91-57060-TR700	-	19,047	19,047	EMA Warehouse FY17 Project
91140 - PUBLIC HEALTH AND WELFARE PROJECTS	3,077,487	-	3,077,487	
171-91140-00000-91-53040-TR093	-	15,000	15,000	Animal Control New Facility Design
91150 - SOCIAL, CULTURAL, AND RECREATION PROJECTS	17,189,488	-	17,189,488	
171-91150-02019-91-57150-BP024	-	(143,744)	(143,744)	Library North Brand - Land Purchase Balance
171-91150-02019-91-53040-BP024	-	143,744	143,744	Library North Brand - Pre-Construction Prof. Svcs.
171-91150-02017-91-57910-BP911	-	(44,953)	(44,953)	Civic Plaza Completed
171-91150-00000-91-57910-TR911	-	(38,047)	(38,047)	Civic Plaza Completed
171-91150-02019-91-57320-BP912	-	4,000	4,000	Closing Cost for Historic Collinsville
91190 - OTHER GENERAL GOVERNMENT PROJECTS	597,843	-	597,843	
171-91190-02013-91-57990-DS850	-	3,076	3,076	Airport Runway Grant Match Carry Forward
171-91190-00000-91-53160-P0850	-	46,216	46,216	Airport Runway Grant Match Carry Forward
91200 - HIGHWAY AND STREET CAPITAL PROJECTS	3,492,251	-	3,492,251	
91300 - EDUCATION CAPITAL PROJECTS	17,528,654	-	17,528,654	
TRUSTEE COMMISSION	75,000	-	75,000	
171-00000-00000-00-55100	-	10,000	10,000	Trustee Commission
TOTAL CAPITAL PROJECT FUND EXPENDITURES	46,311,324	101,995	46,413,319	
Increase (Decrease) in Budgeted Fund Balance		101,995		

	<i>Beginning</i>	<i>Restated Beginning</i>
Estimated Restricted Fund Balance		
Restricted	6,242,411	19,157,792
Total Estimated Restricted Fund Balance	6,242,411	25,400,203



AMENDMENT TO RESOLUTION 19-6-4

I would like to make the following amendments to Resolution 19-6-4:

- Add \$75,000 to 101-53500-00000-53-53990 (Other Contracted Services). This is to cover the costs associated with the Middle Tennessee Juvenile Detention Center used by Juvenile Court.
- Add and move the following funds to the Trustee's Commission line items as shown below:

131-65000-00000-65-55100 (Trustee's Commission)	\$25,000.00
151-82310-00000-82-55100 (Trustee's Commission)	\$50,000.00
151-82330-00000-82-55100 (Trustee's Commission)	(\$50,000.00)
171-00000-00000-00-55100 (Trustee's Commission)	\$20,000.00

These are due to higher than anticipated revenues resulting in higher Trustee's commissions.

- Add to the following line items to cover expenses to be incurred for startup of the Fort Campbell IGSA agreement with Montgomery County Animal Care & Control:

101-55120-00000-55-51690-P0012 (Part-Time Personnel)	\$ 1,000.00
101-55120-00000-55-51890-P0012 (Other Salaries & Wages)	\$ 4,000.00
101-55120-00000-55-52010-P0012 (Social Security)	\$ 310.00
101-55120-00000-55-52040-P0012 (State Retirement)	\$ 650.00
101-55120-00000-55-52060-P0012 (Life Insurance)	\$ 10.00
101-55120-00000-55-52070-P0012 (Medical Insurance)	\$ 2,500.00
101-55120-00000-55-52120-P0012 (Employer Medicare)	\$ 73.00
101-55120-00000-55-54990-P0012 (Other Supplies & Materials)	\$ 2,610.00
101-55120-00000-55-54510-P0012 (Uniforms)	\$ 3,020.00
101-55120-00000-55-57080-P0012 (Communication Equip.)	\$ 4,900.00
101-55120-00000-55-57090-P0012 (Data Processing Equip.)	\$ 2,700.00
101-55120-00000-55-57180-P0012 (Motor Vehicles)	\$ 63,600.00
TOTAL START UP EXPENDITURES	\$ 85,373.00

Motion to Adopt by Commissioner Prichard, seconded by Commissioner Gannon.

On Motion by Commissioner Gannon, seconded by Commissioner Keene, to Amend by the following:

- Add \$75,000 to 101-53500-00000-53-53990 (Other Contracted Services). This is to cover the costs associated with the Middle Tennessee Juvenile Detention Center used by Juvenile Court.
- Add and move the following funds to the Trustee's Commission line items as shown below:

131-65000-00000-65-55100 (Trustee's Commission)	\$25,000.00
151-82310-00000-82-55100 (Trustee's Commission)	\$50,000.00
151-82330-00000-82-55100 (Trustee's Commission)	(\$50,000.00)
171-00000-00000-00-55100 (Trustee's Commission)	\$20,000.00

These are due to higher than anticipated revenues resulting in higher Trustee's commissions.

- Add to the following line items to cover expenses to be incurred for startup of the Fort Campbell IGSA agreement with Montgomery County Animal Care & Control:

101-55120-00000-55-51690-P0012 (Part-Time Personnel)	\$ 1,000.00
101-55120-00000-55-51890-P0012 (Other Salaries & Wages)	\$ 4,000.00
101-55120-00000-55-52010-P0012 (Social Security)	\$ 310.00
101-55120-00000-55-52040-P0012 (State Retirement)	\$ 650.00
101-55120-00000-55-52060-P0012 (Life Insurance)	\$ 10.00
101-55120-00000-55-52070-P0012 (Medical Insurance)	\$ 2,500.00
101-55120-00000-55-52120-P0012 (Employer Medicare)	\$ 73.00
101-55120-00000-55-54990-P0012 (Other Supplies & Materials)	\$ 2,610.00
101-55120-00000-55-54510-P0012 (Uniforms)	\$ 3,020.00
101-55120-00000-55-57080-P0012 (Communication Equip.)	\$ 4,900.00
101-55120-00000-55-57090-P0012 (Data Processing Equip.)	\$ 2,700.00
101-55120-00000-55-57180-P0012 (Motor Vehicles)	<u>\$ 63,600.00</u>
TOTAL START UP EXPENDITURES	\$ 85,373.00

The foregoing Amendment was Adopted by the following roll call vote:

District	Commissioner	Vote	District	Commissioner	Vote	District	Commissioner	Vote
1	John M. Gannon	Y	8	Tangi C. Smith	Y	15	David Harper	Y
2	Charles Keene	Y	9	Carmelle Chandler	Y	16	Loretta J. Bryant	Y
3	Joe Smith	Y	10	James R. Lewis	Y	17	Chris Rasnic	Y
4	Rickey Ray	Y	11	Joe L. Creek	Y	18	Jason D. Knight	Y

5	Rashidah A. Leverett	Y	12	Lisa L. Prichard	Y	19	Garland Johnson	Y
6	Arnold Hodges	Y	13	Walker R. Woodruff	Y	20	Jerry Allbert	Y
7	Brandon Butts	Y	14	Joshua Beal	Y	21	Larry Rocconi	---

Yeses – 20 Noes – 0 Abstentions – 0

ABSENT: Larry Rocconi (1)

On Motion to Adopt by Commissioner Gannon, seconded by Commissioner Beal, the foregoing Amended Resolution was Adopted by the following roll call vote:

District	Commissioner	Vote	District	Commissioner	Vote	District	Commissioner	Vote
1	John M. Gannon	Y	8	Tangi C. Smith	Y	15	David Harper	Y
2	Charles Keene	Y	9	Carmelle Chandler	Y	16	Loretta J. Bryant	Y
3	Joe Smith	Y	10	James R. Lewis	Y	17	Chris Rasnic	Y
4	Rickey Ray	Y	11	Joe L. Creek	Y	18	Jason D. Knight	Y
5	Rashidah A. Leverett	Y	12	Lisa L. Prichard	Y	19	Garland Johnson	Y
6	Arnold Hodges	Y	13	Walker R. Woodruff	Y	20	Jerry Allbert	Y
7	Brandon Butts	Y	14	Joshua Beal	Y	21	Larry Rocconi	---

Yeses – 20 Noes – 0 Abstentions – 0

ABSENT: Larry Rocconi (1)

On Motion to Suspend the Rules for Resolutions 19-6-5 and 19-6-6 by Commissioner Beal,

seconded by Commissioner Bryant. The Motion was Approved by the following roll call vote:

District	Commissioner	Vote	District	Commissioner	Vote	District	Commissioner	Vote
1	John M. Gannon	Y	8	Tangi C. Smith	Y	15	David Harper	Y
2	Charles Keene	Y	9	Carmelle Chandler	Y	16	Loretta J. Bryant	Y
3	Joe Smith	Y	10	James R. Lewis	Y	17	Chris Rasnic	Y
4	Rickey Ray	Y	11	Joe L. Creek	Y	18	Jason D. Knight	Y
5	Rashidah A. Leverett	Y	12	Lisa L. Prichard	Y	19	Garland Johnson	Y
6	Arnold Hodges	Y	13	Walker R. Woodruff	Y	20	Jerry Allbert	Y
7	Brandon Butts	Y	14	Joshua Beal	Y	21	Larry Rocconi	---

Yeses – 20 Noes – 0 Abstentions – 0

ABSENT: Larry Rocconi (1)

**RESOLUTION TO ACCEPT GRANT FUNDING FOR THE MONTGOMERY COUNTY
ANIMAL CONTROL THROUGH BISSELL PET FOUNDATION**

WHEREAS, the Montgomery County Animal Care and Control (County) has been awarded a restricted grant in the amount of \$5,070.00 to fund spay and neuter procedures for low income households in Montgomery County, TN. To be funded in two (2) equal payments of \$2,535.00 with an initial payment of \$2,535.00, and a second payment of \$2,535.00 being provided upon submission of a midterm report; and

WHEREAS, the partnership with Bissell Pet Foundation supports shelters throughout the country by committing to helping end pet homelessness and finding a loving home for all pets; and



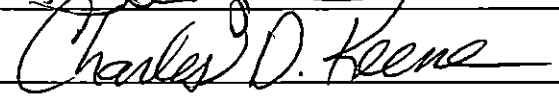


WHEREAS, the County will utilize the restricted grant funds towards the costs of neutering and spaying canine and felines that are members of low income households, and/or in areas of high stray animal populations; and

WHEREAS, the County agreed to Statement of Terms with Bissell Pet Foundation and grant funds will be utilized during the FY2019-2020; and the County has no obligation to continue the program after the end of grant period.

NOW, THEREFORE, BE IT RESOLVED by the Montgomery County Board of Commissioners assembled in regular business session on this 10th day of June, 2019 that the grant be dispersed as described below:

101-55120-00000-55-48610	Donation	\$5,070.00
101-55120-00000-55-53570	Veterinary Services	\$5,070.00

Duly passed and approved this the 10th day of June, 2019.

	Sponsor	
	Commissioner	
	Approved	
		County Mayor
Attested		
	County Clerk	

19-6-5

On Motion to Adopt by Commissioner Beal, seconded by Commissioner Prichard, the foregoing Resolution was Adopted by the following roll call vote:

District	Commissioner	Vote	District	Commissioner	Vote	District	Commissioner	Vote
1	John M. Gannon	Y	8	Tangi C. Smith	Y	15	David Harper	Y
2	Charles Keene	Y	9	Carmelle Chandler	Y	16	Loretta J. Bryant	Y
3	Joe Smith	Y	10	James R. Lewis	Y	17	Chris Rasnic	Y
4	Rickey Ray	Y	11	Joe L. Creek	Y	18	Jason D. Knight	Y
5	Rashidah A. Leverett	Y	12	Lisa L. Prichard	Y	19	Garland Johnson	Y
6	Arnold Hodges	Y	13	Walker R. Woodruff	Y	20	Jerry Allbert	Y
7	Brandon Butts	Y	14	Joshua Beal	Y	21	Larry Rocconi	---

Yeses – 20 Noes – 0 Abstentions – 0

ABSENT: Larry Rocconi (1)

**RESOLUTION ACCEPTING THE "PUBLIC IMPROVEMENTS PROGRAM AND
CAPITAL BUDGET, 2019-2020 THROUGH 2023-2024," COMPILED BY
MONTGOMERY COUNTY AND APPROVED BY THE CLARKSVILLE-
MONTGOMERY COUNTY REGIONAL PLANNING COMMISSION**

WHEREAS, the provision, nature and location of public facilities have a great influence on the pattern of urban growth, facilitating a need to anticipate present and future requirements of a growing community, and outline them in general planning proposals; and

WHEREAS, the "Public Improvements Program and Capital Budget" (commonly known as the "Five-Year Capital Improvements Program") has been compiled from an on-going annual process of constructive feedback from various functional departments, boards, agencies, and commissions of the County.

NOW, THEREFORE, BE IT RESOLVED by the Montgomery County Board of Commissioners meeting in regular session on this 10th day of June, 2019, that the "Public Improvements Program and Capital Budget, 2019-2020 through 2023-2024," compiled by the Clarksville-Montgomery County Regional Planning Commission, be and the same is hereby accepted to be used as a financial tool for making decisions concerning future public improvement projects and to serve as a guideline and information source when considering the County Budget.

Duly passed and approved this 10th day of June, 2019.



Sponsor _____

Commissioner _____

Approved _____

County Mayor

Attested _____

County Clerk

19-6-6

On Motion to Adopt by Commissioner Lewis, seconded by Commissioner Rasnic, the foregoing Resolution was Adopted by the following roll call vote:

District	Commissioner	Vote	District	Commissioner	Vote	District	Commissioner	Vote
1	John M. Gannon	Y	8	Tangi C. Smith	Y	15	David Harper	Y
2	Charles Keene	Y	9	Carmelle Chandler	Y	16	Loretta J. Bryant	Y
3	Joe Smith	Y	10	James R. Lewis	Y	17	Chris Rasnic	Y
4	Rickey Ray	Y	11	Joe L. Creek	Y	18	Jason D. Knight	Y
5	Rashidah A. Leverett	Y	12	Lisa L. Prichard	Y	19	Garland Johnson	Y
6	Arnold Hodges	Y	13	Walker R. Woodruff	Y	20	Jerry Allbert	Y
7	Brandon Butts	Y	14	Joshua Beal	N	21	Larry Rocconi	---

Yeses – 19 Noes – 1 Abstentions – 0

ABSENT: Larry Rocconi (1)

RPC Report out on Resolution 19-3-4 "To Study the Montgomery County Zoning Resolution for purposes of amending the document or allowing a use permitted on review for structures/fences for chickens"

May 31, 2019

Understanding of the Issue

On March 11, 2019, the Montgomery County Commission, by Resolution #19-3-4, requested the RPC to study the Montgomery County Zoning Resolution for purposes of amending the document or allowing a use permitted on review for structures/fences for chickens.

As it is understood, there have been complaints from citizens, on both sides of the issue, regarding backyard chickens. Of main concern for those who are against the ownership of backyard chickens is noise (roosters), odor (feed and waste), and loose or roaming fowl. The main concern for those who are in support of the ownership of backyard chickens is the strict setbacks governing animal enclosures/pens where setback distances are greater than those in the city and all but preclude an owner of less than 5 acres from having a pen or structure.

At present, the Montgomery County Zoning Resolution Section 5.3.1 (Agricultural Accessory Uses) regulates the structures in which various animals are housed subject to the following provisions:

1. No part of any building and/or structure used for the keeping of poultry or farm livestock shall be closer than two hundred (200) feet from any property line.
2. All livestock shall be enclosed by appropriate fencing.

Conclusion

It is the determination of the RPC Staff that the current zoning resolution remain as written due to the complexities of other state statutes regarding agriculture in counties.

Since Montgomery County is a non-chartered county they must adhere to Tennessee Code Annotated (TCA) laws when forming their own regulations and conducting activities as a county government. Part of being a non-chartered county prohibits the county from "*prohibiting or regulating normal agricultural activities*" similar to how the City of Clarksville handles backyard chickens. In addition, County Building and Codes may not impose regulations or require a permit for structures devoted to agricultural uses, which is a very broad definition covering coops, fences, and other agricultural structures, when used in "*commercial agricultural activities*".

It is the RPC staffs' collective opinion that when zoned for Residential use (R-1, R-1A, R-2D, etc) it is the intent of the land owner to provide for housing as the primary use. In a platted subdivision, whether in the city or unincorporated county, it is normally the intent of the developer to provide lots for sale for homes as the primary use. Residents and purchasers of these lots should be afforded some relief from agricultural and other commercial practices in similar residentially zoned lots adjacent to them. Agriculturally zoned lots should be allowed the opportunity to have homes and agriculture in harmony with each other.

Ultimately, many subdivisions developed in the past 20-30 years have restrictions and home owners associations (HOAs) that should be able to provide a remedy if a homeowner violates their covenants or restrictions but are be handled as a private matter not involving county departments.

Finally, unless the Tennessee Legislature or the Tennessee Attorney General further defines "commercial agriculture" or "normal agriculture" the counties of this state are very limited in their ability to regulate nearly all agriculture activities. As Montgomery County and other counties in the state grow outside their municipal boundaries, largely due to the removal of Annexation by Ordinance powers through Public Chapter 707 in 2015, this will become the norm. Therefore, backyard agriculture activates deserve further examination by the state.

Our Research

In response to the request, RPC staff delved into a comprehensive examination of the subject. Staff found that, pursuant to the TCA, both the Montgomery County Commission and the Clarksville City Council are authorized to pass regulations pertaining to animals in their respective jurisdictions. Title 13 of TCA allows for both the County and the City to pass zoning regulations, which provides rules governing the uses and attributes of land and structures, while Title 5 of TCA allows the County to pass a broad variety of regulating laws under the general powers provision. However, TCA §5-1-118 (b) states that ***"nothing in this part shall be construed as granting counties the power to prohibit or regulate normal agricultural activities."*** Additionally, in TCA §13-7-114, which covers county zoning powers, it is also specified that ***"the county may not require building permits nor provide for any regulation of the erection, construction, or reconstruction of any building or other structure on lands now devoted to agricultural uses or which may hereafter be used for agricultural purposes, except on agricultural lands adjacent or in proximity to state federal-aid highways, public airports or public parks; provided, that such building or structure is incidental to the agricultural enterprise."***

In consideration of the above legislative statements limiting a county's ability to regulate ***"normal agricultural activities, uses, purposes, lands, or enterprise,"*** staff further researched the TCA to look for a definition of ***"normal agricultural activities"*** to determine if the county still has some ability to regulate the ownership of backyard chickens on residentially zoned lots. Staff found that ***"Agriculture"*** is defined in the TCA §41-1-113 as: ***"(i) the land, buildings and machinery used in the commercial production of farm products and nursery stock; (ii) the activity carried on in connection with the commercial production of farm products and nursery stock; (iii) recreational and educational activities on land used for the commercial production of farm products and nursery stock; and (iv) entertainment activities conducted in conjunction with, but secondary to, commercial production of farm products and nursery stock, when such activities occur on land used for the commercial production of farm products and nursery stock."*** The terms ***"normal agricultural activities"*** nor ***"commercial agriculture"*** nor ***"agricultural purposes"*** are further defined in the TCA. Further clouding the issue is whether ***"lands now devoted to agricultural uses or which may hereafter be used for agricultural purposes"*** does indeed refer to residentially zoned properties whose intent is to provide for housing units first.

Staff also found that, according to the Tennessee Attorney General, a building qualifies as ***"incidental to the agricultural enterprise"*** when it is subordinate or tangentially related to the enterprise. Any such building would be exempt from county zoning regulation. Additionally, Tennessee Law defines a ***"farm"*** as ***"a tract of land of at least fifteen (15) acres . . . engaged in the production of growing crops, plants, animals, nursery, or floral products . . . [that] produce[s] gross agricultural income averaging at least one thousand five hundred dollars (\$1,500) per year over a three-year period"*** and ***"the land, buildings, and machinery used in the commercial production of farm products and nursery stock."*** Tenn. Code Ann. § 2-2-122, §43-26-102.

Upon consideration of the above, RPC staff felt that the overarching term of reference in the TCA definition of ***"agriculture"*** and ***"farm"*** was ***"commercial production."*** Thus, RPC staff was of the opinion that the county could regulate the ownership of backyard chickens on residentially zoned properties because the residents were not actively engaged in ***"commercial production,"*** especially since commercial operations or businesses are not a permitted use in the residential districts.

RPC staff met with the county attorney, Mr. Tim Harvey, to further discuss the research and determination. During this meeting, Mr. Harvey stated that his interpretation of the TCA and the state's legislative intent regarding agriculture is that there shall be no county interference through the provision of zoning or the general powers. In discussion of ***"commercial production,"*** Mr. Harvey argued that, in the absence of further definition from the state legislation, one could make the argument that the sale of, for example, one dozen eggs to a neighbor could qualify as ***"commercial production"*** regardless of state law's definition that a ***"farm"*** must make an average of \$1,500 over a three-year period. Mr. Harvey was of the clear opinion that it is best to leave the subject alone at this time and not venture into this slippery slope.

In addition to examining the TCA for answers the RPC staff interviewed zoning and planning staff of other middle Tennessee counties, Wilson, Williamson, and Rutherford all who explained similar challenges but that they are currently a hands off county and allow individual land owners to “work it out”.

With regards to loose animals (TCA §44-8-401) or nuisance animals (noise, smell) (TCA §16-10-110), or animal cruelty (TCA §39-14-212), these topics are already covered in TCA and fall under the Sheriff’s or Chancery Court’s responsibility, not code enforcement or animal control.


County Clerk's Report
June 10, 2019

Comes Kellie A. Jackson, County Clerk, Montgomery County, Tennessee, and presents the County Clerk's Report for the month of May, 2019.

I hereby request that the persons named on the list of new applicants to the office of Notary Public be elected. The Oaths of the Deputy County Officials and Sheriff's Deputies are approved as taken.

This report shall be spread upon the minutes of the Board of County Commissioners.

This the 10th day of June, 2019.


County Clerk



OATHS OF DEPUTY COUNTY OFFICIALS

NAME	OFFICE	DATE
Kelsie Bilon	Deputy Circuit Court Clerk	05/07/2019
Shannon Falen	Deputy Circuit Court Clerk	05/13/2019
Chandler Johnson	Deputy County Clerk	05/07/2019

OATHS OF DEPUTIES SHERIFF

NAME	OFFICE	DATE
Jessica Asebedo	Deputy Sheriff	05/13/2019
Shelby Bramel	Deputy Sheriff	05/13/2019
Christie Burgess	Deputy Sheriff	05/13/2019
Michelle Head	Deputy Sheriff	05/13/2019
Joshua Ramos	Deputy Sheriff	05/13/2019
Lauren Trinkle	Deputy Sheriff	05/13/2019

MONTGOMERY COUNTY CLERK
KELLIE A JACKSON COUNTY CLERK
350 PAGEANT LANE SUITE 502
CLARKSVILLE TN 37040
Telephone 931-648-5711
Fax 931-572-1104

Notaries to be elected June 10, 2019

NAME	HOME ADDRESS AND PHONE	BUSINESS ADDRESS AND PHONE
1. KARI MELIA BISHOP	829 LAFAYETTE RD CLARKSVILLE TN 37042 931 237 2497	1530 ASHLAND CITY RD CLARKSVILLE TN 37040 931 237 2497
2. ERIC M BITTNER	416 ROBIN HILL RD CLARKSVILLE TN 37043 931-980-1480	132 A & B STRAWBERRY ALLEY CLARKSVILLE TN 37040 9316481234
3. TRUMAN BROWN	755 HEATHERHURST CT. CLARKSVILLE TN 37043 931-237-8624	604 S RIVERSIDE DR. CLARKSVILLE TN 37040 931-645-4225
4. JACQUETTA BRYANT	3508 SPRING HOUSE TRAIL CLARKSVILLE TN 37040 810 210 9804	1816TH ST SUITE 4-193 NASHVILLE TN 37203 800 820 0419
5. LINDA CLINARD	15 GARTH DR CLARKSVILLE TN 37040 931 552 2208	955 N RIVERSIDE DR CLARKSVILLE TN 37040 931 503 2020
6. RANDALL R DEAL	3866 MCGREGOR RD ADAMS TN 37010 931-358-4539	917 MCCLARDY RD CLARKSVILLE TN 37042 931-552-7565
7. JOSHUA WADE ETSON	863 ISAAC DR. CLARKSVILLE TN 37040 931-302-0306	128 PUBLIC SQUARE CLARKSVILLE TN 37040 931-245-4357
8. STEPHANIE EWING	950 BIG SKY DR APT E207 CLARKSVILLE TN 37040 810 620 3156	6603 CENTENNIAL BLVD CLARKSVILLE TN 37243 615 350 3425
9. ANTOINETTE E FAIRROW	1238 VERKLER DR. CLARKSVILLE TN 37042 931-255-0777	350 PAGEANT LANE SUITE 401 CLARKSVILLE TN 37040 931-581-7390
10. MICHELLE FLEAHMAN	1703 CANDLEWOOD CT CLARKSVILLE TN 37043 931 302 0117	3020 BRICK CHURCH JPIKE NASHVILLE TN 37207 615 916 4461
11. ELIZABETH K GRAY	2915 LISA DR. SPRINGFIELD TN 37172 615-943-6443	128 PUBLIC SQ CLARKSVILLE TN 37040 931-245-4357
12. VICKIE PATRICE GROVES	227 CEDARBEND CIR CLARKSVILLE TN 37043 615 756 1242	
13. JESSICA HARRIS	252 WINDMEADE CIR. CLARKSVILLE TN 37042 931-220-1314	1820 MADISON ST STE E CLARKSVILLE TN 37042 931-551-9190

MONTGOMERY COUNTY CLERK
KELLIE A JACKSON COUNTY CLERK
350 PAGEANT LANE SUITE 502
CLARKSVILLE TN 37040
Telephone 931-648-5711
Fax 931-572-1104

Notaries to be elected June 10, 2019

NAME	HOME ADDRESS AND PHONE	BUSINESS ADDRESS AND PHONE
14. MARK HAYNES	1330 TALLWOOD CT BOWLING GREEN KY 42103 270 783 0369	2621 HWY 41A BYPASS CLARKSVILLE TN 37043 931 321 1499
15. CHERYL L HOWELL	1812 BECKETT DR. APT B CLARKSVILLE TN 37042 931-627-0301	925 NORTH POINT PKWY STE 350 ALPHARETTA GA 30005 931-52-1666
16. STEVEN LARRY LANCASTER	602 LAMB DR FRANKLIN KY 42141 931 272 6889	2641 HWY 41A BYP CLARKSVILLE TN 37043 931 321 1499
17. COURTNEY LOOSE	580 CORY DR CLARKSVILLE TN 37040 334 328 8130	123 A CENTER POINTE DR CLARKSVILLE TN 37040 931 906 8400
18. BRITANEY N LUARK	2770 ANN DR CLARKSVILLE TN 37040 931 802 7865	
19. JAMI L MALITZ	100 SANGO PLACE VILLAS DR UNIT CLARKSVILLE TN 37043 931 257 3500	3377 HWY 41A S CLARKSVILLE TN 37043 931 358 5440
20. SALLY L MARTINO	12765 WE LIKE IT LANE GRACEY KY 42232 270-305-2544	2021 WILMA RUDOLPH BLVD CLARKSVILLE TN 37040 931 905 7206
21. DEBRA HAYES MASHBURN	305 S STONECROP CT CLARKSVILLE TN 37043 478-320-7973	1769 MADISON ST STE 103 CLARKSVILLE TN 37043 9316451415
22. ALEXANDRA MENENDEZ	131 JACK MILLER BLVD APT E21 CLARKSVILLE TN 37042 347 849 1555	107 W CONCORD DR CLARKSVILLE TN 37042 931 553 1010
23. STEPHANIE A MERRILL	545 S 12TH ST, APT F-4 CLARKSVILLE TN 37040 937-321-0178	128 PUBLIC SQ CLARKSVILLE TN 37040 931-245-4357
24. JULIE A MOSS	1969 STEPFORD DR CLARKSVILLE TN 37043 931 338 5384	1648 FT CAMPBELL BLVD CLARKSVILLE TN 37042 931 553 2250
25. RAMONA MYLES	886 TERRACESIDE CIRCLE CLARKSVILLE TN 37040 931 241 1918	1805 MADISON ST CLARKSVILLE TN 37040 931 920 7040

MONTGOMERY COUNTY CLERK
KELLIE A JACKSON COUNTY CLERK
350 PAGEANT LANE SUITE 502
CLARKSVILLE TN 37040
Telephone 931-648-5711
Fax 931-572-1104

Notaries to be elected June 10, 2019

NAME	HOME ADDRESS AND PHONE	BUSINESS ADDRESS AND PHONE
26. MONICA L NELSON	1779 RIVERHAVEN DR ADAMS TN 37010 931 302 6204	
27. MICHELLE A NETTLES	311 NOTGRASS RD. CLARKSVILLE TN 37042 931-551-5908	1811 MADISON ST CLARKSVILLE TN 37043 931-553-2255
28. LARRY D NICHOLSON	3450 DRAKE RD. ADAMS TN 37010 931 494 3160	
29. MARY E PETERSON	1288 HILLWOOD DR CLARKSVILLE TN 37040 931-906-3479	2100 TRENTON RD CLARKSVILLE TN 37040 931-648-2893
30. CARLA PORTUGAL	1968 PATTON RD CLARKSVILLE TN 37042 973 517 4526	575 ALFRED THUN RD CLARKSVILLE TN 37040
31. CHARRISE A RHONE	1025 WOODFIELD ESTS DR CADIZ KY 42211 270 206 5261	408 FRANKLIN STREET CLARKSVILLE TN 37040 931 221 0010
32. LACIE M RICHARDSON	1624 GOLF CLUB LANE APT B CLARKSVILLE TN 37043 931-218-4913	2771 FORT CAMPBELL BLAVD CLARKSVILLE TN 37042 931-546-8700
33. ANNAKIYA A SAUDA	1420 MARLA CT CLARKSVILLE TN 37042 931-919-4773	350 PAGEANT LANE STE 401 CLARKSVILLE TN 37040 9314347909
34. AMANDA SCHMITTOU	5352 HIGHWAY 49 WEST VANLEER TN 37181 615 763 2464	121 SOUTH THIRD ST CLARKSVILLE TN 37040 931 647 1501
35. REBECCA A SEAY	438 KELSEY DRIVE CLARKSVILLE TN 37042 931 338 3401	408 FRANKLIN STREET CLARKSVILLE TN 37040 931 552 3475
36. JENNIFER SEMRAU	152 ARCHGATE CT CLARKSVILLE TN 37043 931 494 3030	325 COMMERCE STREET CLARKSVILLE TN 37040 931 648 7135
37. JOY COOPER SENSING	160 COPPERSTONE DR CLARKSVILLE TN 37043 931 624 4635	2070 WILMA RUDOLPH BLVD CLARKSVILLE TN 37040 931 920 185

MONTGOMERY COUNTY CLERK
KELLIE A JACKSON COUNTY CLERK
350 PAGEANT LANE SUITE 502
CLARKSVILLE TN 37040
Telephone 931-648-5711
Fax 931-572-1104

Notaries to be elected June 10, 2019

NAME	HOME ADDRESS AND PHONE	BUSINESS ADDRESS AND PHONE
38. LEE SHEPHERD	1925 ASHLAND CITY RD APT 128 CLARKSVILLE TN 37043 931 627 3312	502 MADISON ST CLARKSVILLE TN 37040 931 245 3030
39. RACHELLE N SHOLES	1959 GENERAL NEYLAND DR CLARKSVILLE TN 37042 931 980 9982	412 FRANKLIN ST CLARKSVILLE TN 37040 931 919 5060
40. BRANDI L SMITH	3949 WEST RD SPRINGFIELD TN 37172 615 306 8090	121 SOUTH THRID ST CLARKSVILLE TN 37040 931 647 1501
41. JEREMY STEWART	306 HUNDRED OAKS DR CLARKSVILLE TN 370473 615-403-3726	1820 MADISON ST STR E CLARKSVILLE TN 37043 9315519190
42. ELIZABETH STEWART	602 LAMB DR FRANKLIN KY 42141 931 272 6887	262 HWY 41A BYPASS CLARKSVILLE TN 37043 615 982 5428
43. LINDA A WELLS	2869 SUMMER LAWN DR CLARKSVILLE TN 37043 931-368-0228	P.O. BOX 30434 CLARKSVILLE TN 37040 931-368-0228
44. MIKE E WHEELER	2994 PRINCE DR CLARKSVILLE TN 37043 931 436 0139	2701 WILMA RUDOLPH BLVD CLARKSVILLE TN 37040 931 648 5225
45. DONNA MICHELLE WINDHAM	114 GREENLAND FARMS DR CLARKSVILLE TN 37040 931 494 3050	130 FRANKLIN ST CLARKSVILLE TN 37040 931 572 1134
46. AAMIE V WRENN	402 HAWKINS RD CLARKSVILLE TN 37040 931 218 0742	1995 MADISON ST STE B CLARKSVILLE TN 37040 931 906 5100
47. TAYLOR M YOUNG	1110 LUCAS WAYNE DR. CLARKSVILLE TN 37043 931-801-5763	604 S RIVERSIDE DR. CLARKSVILLE TN 37040 931-645-4225

County Clerk's Report

On Motion to Approve by Commissioner Creek, seconded by Commissioner Ray, the foregoing County Clerk's Report was Approved by the following roll call vote:

District	Commissioner	Vote	District	Commissioner	Vote	District	Commissioner	Vote
1	John M. Gannon	Y	8	Tangi C. Smith	Y	15	David Harper	Y
2	Charles Keene	Y	9	Carmelle Chandler	Y	16	Loretta J. Bryant	Y
3	Joe Smith	Y	10	James R. Lewis	Y	17	Chris Rasnic	Y
4	Rickey Ray	Y	11	Joe L. Creek	Y	18	Jason D. Knight	Y
5	Rashidah A. Leverett	Y	12	Lisa L. Prichard	Y	19	Garland Johnson	Y
6	Arnold Hodges	Y	13	Walker R. Woodruff	Y	20	Jerry Allbert	Y
7	Brandon Butts	Y	14	Joshua Beal	Y	21	Larry Rocconi	---

Yeses – 20 Noes – 0 Abstentions – 0

ABSENT: Larry Rocconi (1)



Montgomery County Assessor of Property

Presents this

**CERTIFICATE
OF ATTENDANCE**

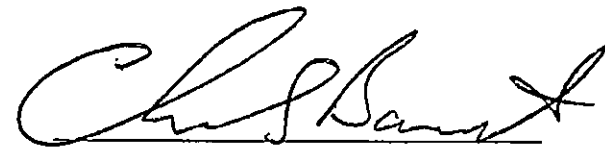
To

Richard Swift

For completing the 2019 County Board of Equalization Training
conducted on May 15, 2019.



Montgomery County Assessor of Property



County Board of Equalization Chair-Elect



Montgomery County Assessor of Property


Presents this

**CERTIFICATE
OF ATTENDANCE**

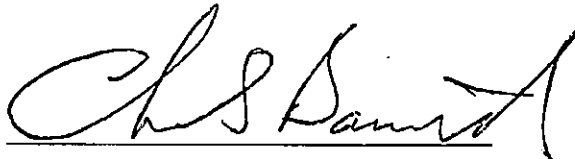
To

Phil Holt

For completing the 2019 County Board of Equalization Training
conducted on May 15, 2019.



Montgomery County Assessor of Property



County Board of Equalization Chair-Elect



Montgomery County Assessor of Property

Presents this

**CERTIFICATE
OF ATTENDANCE**

To

Gary Harmon

For completing the 2019 County Board of Equalization Training
conducted on May 15, 2019.

A stylized, cursive signature of the Montgomery County Assessor of Property, written in black ink.

Montgomery County Assessor of Property

A stylized, cursive signature of the County Board of Equalization Chair-Elect, written in black ink.

County Board of Equalization Chair-Elect



Montgomery County Assessor of Property

Presents this

**CERTIFICATE
OF ATTENDANCE**

To

Gary Ellis

For completing the 2019 County Board of Equalization Training
conducted on May 15, 2019.

A stylized, handwritten signature in black ink, appearing to be "Zuo", written over a horizontal line.

Montgomery County Assessor of Property

A stylized, handwritten signature in black ink, appearing to be "Chris Baum", written over a horizontal line.

County Board of Equalization Chair-Elect



Montgomery County Assessor of Property

Presents this

**CERTIFICATE
OF ATTENDANCE**

To

Doug Jackson

For completing the 2019 County Board of Equalization Training
conducted on May 15, 2019.

A stylized, cursive signature in black ink, appearing to be "Z. W.", written over a horizontal line.

Montgomery County Assessor of Property

A stylized, cursive signature in black ink, appearing to be "Ch. S. Bann", written over a horizontal line.

County Board of Equalization Chair-Elect



Montgomery County Assessor of Property

Presents this

**CERTIFICATE
OF ATTENDANCE**

To

Chris Barnett

For completing the 2019 County Board of Equalization Training
conducted on May 15, 2019.

Montgomery County Assessor of Property

A stylized, handwritten signature in black ink, appearing to be "ZM", written over a horizontal line.

County Board of Equalization Chair-Elect

A stylized, handwritten signature in black ink, appearing to be "Chris Barnett", written over a horizontal line.



Montgomery County Assessor of Property


Presents this

**CERTIFICATE
OF ATTENDANCE**

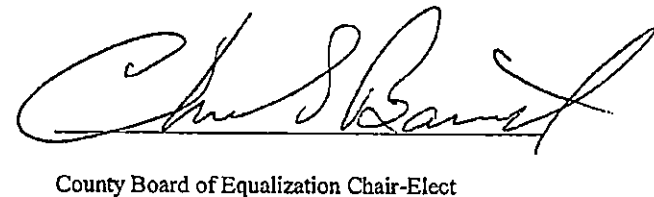
To

Bob Fort

For completing the 2019 County Board of Equalization Training
conducted on May 15, 2019.



Montgomery County Assessor of Property



County Board of Equalization Chair-Elect

Quarterly Financial Report for March 31, 2019

The quarterly financial report presented tonight is for the period ending March 31, 2019. The report consists of three statements for each of the six school system budgets (funds) appropriated by the County Commission. Those funds are: General Purpose School, Federal Projects, Child Nutrition, Transportation, Extended Schools and Capital Projects.

The first statement is a balance sheet which is a picture of the financial condition of that particular fund at a point in time. The asset section represents the resources available to the district for payment of its obligations, much like your personal or business checking account along with any amounts due from others. The liabilities section reflects current amounts due to others. The equity section contains amounts held for future obligations to include fund balance and certain required reserves.

The second statement is a cash reconciliation which is basically comparing our cash balance to that of the County Trustee. This is similar to reconciling your check book to your bank statement.

The third statement for each fund is a report of all revenues and expenditures by category. This report reflects the approved budget amount as amended, amounts received or spent year to date (including encumbrance for purchase orders issued but not paid), and the amount under/over collected for revenues or the amount over/under spent for expenditures.

**General Purpose School Fund
Balance Sheet
For the Period Ending
March 31, 2019**

Assets:		
Petty Cash	400.00	
Cash in Bank	19,859.00	
Cash on Deposit w/Trustee	66,455,862.28	
Cash with Paying Agent	145,120.98	
Accounts Receivable	98,490.18	
Due From Other Governments	-	
Due From Other Funds	155,879.81	
Due From Primary Governments	-	
Property Taxes Receivable	28,983,999.52	
Less Allowance for Uncollected Property Taxes	(537,059.19)	
Stores Warehouse	167,691.75	
Total Assets		95,490,244.33
Estimated Revenues	270,323,563.00	
Less Revenues Rec'd to Date	(217,089,337.43)	
Estimated Revenues not Received		53,234,225.57
Total Debits		148,724,469.90

**General Purpose School Fund
Balance Sheet
For the Period Ending
March 31, 2019**

Liabilities and Equity

Liabilities:

Accounts Payable	32,333.78
Accrued Payroll	-
Sales Tax Payable	-
Payroll Deductions	285,967.20
Due to Other Funds	16,897.09
Due to Primary Governments	-
Deferred Revenue	28,352,644.93

Total Liabilities 28,687,843.00

Equity:

Appropriations (Budgetary Accounts)

From Estimated Revenues	270,323,563.00	
From Fund Balance	8,326,813.00	
Total Appropriations		278,650,376.00
Less Expenditures	(176,111,366.36)	
Less Encumbrances	(1,420,759.79)	
Total Expenditures & Encumbrances		(177,532,126.15)

Unencumbered Budget Balance 101,118,249.85

Fund Balance & Reserves:

Reserve for Encumbrances - Current Year	1,420,759.79
Reserve for Encumbrances - Prior Year	150,367.00
Nonspendable - Inventory	200,438.98
Nonspendable - Prepaid Items	2,140,276.50
Restricted for Instruction - Career Ladder	(13,123.25)
Restricted for Instruction - BEP Reserve	-
Committed for Oper. Non-Inst. Serv. - P & L Ins.	781,000.00
Committed for Oper. Non-Inst. Serv. - OJI	402,218.00
Assigned for Education-TCRS	-
Assigned for Education - Technology	5,033,000.00
Assigned for Education - Bus Replacement	1,609,500.00
Assigned for Education - Centralization	210,868.00

Undesignated Fund Balance 6/30/18	15,281,886.45
Less Appropriations	(8,326,813.00)
Plus Adjustments	27,998.58
Estimated Fund Balance 6/30/19	6,983,072.03

Total Fund Balance & Reserves 18,918,377.05

Total Credits 148,724,469.90

**General Purpose School Fund
Cash Reconciliation
March 31, 2019**

Cash on Deposit with Trustee	64,470,564.11	
Plus Receipts for Month	<u>24,056,173.36</u>	
Total Available Funds		88,526,737.47
Less Cash Disbursements:		
Warrants Issued	(5,427,457.44)	
Wire Transfers	(16,570,529.60)	
Trustee's Commission	<u>(87,984.83)</u>	
Total Cash Disbursements		(22,085,971.87)
Plus Voided Checks	<u>15,096.68</u>	
Book Balance		66,455,862.28
Plus Outstanding Warrants		1,091,010.38
Plus Adjustments by Trustee		
Less Wire Transfers In-Transit		
Less Deposits In-Transit		
Less Adjustments Between Funds		<u>3,407.16</u>
Trustee's Report Balance		<u><u>67,550,279.82</u></u>

IP 1
|q7ytdbud

ACCOUNTS FOR:	ORIGINAL	ESTIM REV	REVISED	ACTUAL YTD	REMAINING	PCT
141 GENERAL PURPOSE SCHOOL	ESTIM REV	ADJSTMTS	EST REV	REVENUE	REVENUE	COLL
00000 NON CHARGE						
40110 CURR PROP TAX	28,002,813.00	.00	28,002,813.00	27,701,343.96	301,469.04	98.9%
40120 TRUSTEE'S COLLECTIONS-PRIO	825,000.00	.00	825,000.00	606,145.03	218,854.97	73.5%
40125 TRUSTEE'S COLLECTIONS-BANK	.00	.00	.00	25,491.78	-25,491.78	100.0%
40130 CIRCUIT CLERK	381,951.00	.00	381,951.00	191,244.41	190,706.59	50.1%
40140 INTEREST & PENALTY	316,000.00	.00	316,000.00	157,656.88	158,343.12	49.9%
40162 PYMTS IN LIEU OF TAXS-LOC	670,096.00	.00	670,096.00	639,595.26	30,500.74	95.4%
40210 LOCAL OPTION SALES TAX	53,598,500.00	.00	53,598,500.00	39,258,819.20	14,339,680.80	73.2%
40240 WHEEL TAX	4,952,500.00	.00	4,952,500.00	3,576,655.93	1,375,844.07	72.2%
40270 BUSINESS TAX	742,300.00	.00	742,300.00	206,868.41	535,431.59	27.9%
40275 MIXED DRINK TAX	355,000.00	.00	355,000.00	324,271.99	30,728.01	91.3%
40320 BANK EXCISE TAX	128,755.00	.00	128,755.00	137,372.74	-8,617.74	106.7%
44110 INTEREST EARNED	.00	.00	.00	9.79	-9.79	100.0%
44146 E-RATE FUNDING	295,947.00	60,246.00	356,193.00	356,193.00	.00	100.0%
44170 MISCELLANEOUS REFUNDS	6,057.00	.00	6,057.00	.00	6,057.00	.0%
44530 SALE OF EQUIPMENT	250,000.00	.00	250,000.00	189,589.70	60,410.30	75.8%
44560 DAMAGES RECOVERED FROM IND	3,435.00	.00	3,435.00	6,757.28	-3,322.28	196.7%
44570 CONTRIB & GIFTS	16,885.00	.00	16,885.00	21,011.90	-4,126.90	124.4%
46511 BASIC EDUCATION PROG	172,774,380.00	-815,000.00	171,959,380.00	136,836,100.00	35,123,280.00	79.6%
46515 EARLY CHILDHOOD EDUCATION	1,566,500.00	.00	1,566,500.00	1,181,036.38	385,463.62	75.4%
46590 OTHER STATE EDUCATION FUND	85,000.00	30,475.00	115,475.00	33,900.56	81,574.44	29.4%
46610 CAREER LADDER PROG	385,000.00	.00	385,000.00	210,366.95	174,633.05	54.6%
46820 INCOME TAX	151,369.00	.00	151,369.00	122,791.15	28,577.85	81.1%
47590 OTHER FEDERAL THROUGH STAT	.00	.00	.00	106,071.22	-106,071.22	100.0%
47630 PUB LAW 874-MAINT & OPERAT	1,777,633.00	564,503.00	2,342,136.00	3,164,646.00	-822,510.00	135.1%
49300 CAPITAL LEASE PROCEEDS	1,360,000.00	-1,360,000.00	.00	.00	.00	.0%
49700 INSURANCE RECOVERY	1,000.00	470,000.00	471,000.00	483,165.02	-12,165.02	102.6%
49800 OPERATING TRANSFERS	862,452.00	.00	862,452.00	.00	862,452.00	.0%
TOTAL NON CHARGE	269,508,573.00	-1,049,776.00	268,458,797.00	215,537,104.54	52,921,692.46	80.3%
71000 INSTRUCTION						
43511 TUITION-REGULAR DAY STUDEN	27,500.00	.00	27,500.00	5,000.00	22,500.00	18.2%
47143 EDUCATION OF THE HANDICAPP	.00	423,707.00	423,707.00	423,706.40	.60	100.0%
TOTAL INSTRUCTION	27,500.00	423,707.00	451,207.00	428,706.40	22,500.60	95.0%
72000 SUPPORT SERVICES						

FOR 2019 09

ACCOUNTS FOR: 141 GENERAL PURPOSE SCHOOL	ORIGINAL ESTIM REV	ESTIM REV ADJSTMTS	REVISED EST REV	ACTUAL YTD REVENUE	REMAINING REVENUE	PCT COLL
43365 ARCHIVES & RECORDS MANAGE.	8,400.00	.00	8,400.00	5,488.95	2,911.05	65.3%
43551 SCHOOL BASED HEALTH PROGRA	76,720.00	.00	76,720.00	29,603.06	47,116.94	38.6%
43583 TBI CRIMINAL BACKGROUND FE	36,300.00	.00	36,300.00	38,334.83	-2,034.83	105.6%
43990 OTHER CHARGES FOR SERVICES	239,955.00	41,662.00	281,617.00	287,353.84	-5,736.84	102.0%
44120 LEASE/RENTALS	62,000.00	.00	62,000.00	82,944.40	-20,944.40	133.8%
44130 SALE OF MATERIALS & SUPPLI	.00	.00	.00	712.00	-712.00	100.0%
44145 SALE OF RECYCLED MATERIALS	6,000.00	.00	6,000.00	3,026.07	2,973.93	50.4%
44170 MISCELLANEOUS REFUNDS	39,805.00	.00	39,805.00	49,592.42	-9,787.42	124.6%
44560 DAMAGES RECOVERED FROM IND	.00	.00	.00	39,461.86	-39,461.86	100.0%
44990 OTHER LOCAL REVENUE	.00	6,000.00	6,000.00	4,349.34	1,650.66	72.5%
46390 TRANSITION SCHOOL TO WORK	180,764.00	.00	180,764.00	112,126.06	68,637.94	62.0%
47640 ROTC REIMBURSEMENT	640,260.00	14,199.00	654,459.00	424,902.24	229,556.76	64.9%
48140 ADULT LITERACY	31,494.00	.00	31,494.00	15,631.42	15,862.58	49.6%
48990 OTHER GOV AND CITZ GROUPS	.00	30,000.00	30,000.00	30,000.00	.00	100.0%
TOTAL SUPPORT SERVICES	1,321,698.00	91,861.00	1,413,559.00	1,123,526.49	290,032.51	79.5%
TOTAL GENERAL PURPOSE SCHOOL	270,857,771.00	-534,208.00	270,323,563.00	217,089,337.43	53,234,225.57	80.3%

FOR 2019 09

ACCOUNTS FOR:	ORIGINAL	TRANFRS/	REVISED	YTD EXPENDED	ENCUMBRANCES	AVAILABLE	PCT
141 GENERAL PURPOSE SCHOOL	APPROP	ADJSTMTS	BUDGET			BUDGET	USED
<u>71100 REGULAR INSTRUCTION PROGRAM</u>							
511600 TEACHERS	93,454,305.00	.00	93,454,305.00	54,006,758.69	.00	39,447,546.31	57.8%
511700 CAREER LADDER PROGRAM	198,000.00	.00	198,000.00	98,587.53	.00	99,412.47	49.8%
512800 HOMEBOUND TEACHERS	160,932.00	.00	160,932.00	75,477.55	.00	85,454.45	46.9%
514000 SALARY SUPPLEMENTS	650,200.00	.00	650,200.00	76,823.00	.00	573,377.00	11.8%
516300 EDUCATIONAL ASSISTANTS	1,572,966.00	.00	1,572,966.00	1,150,741.08	.00	422,224.92	73.2%
516800 TEMPORARY PERSONNEL	.00	.00	.00	356.74	.00	-356.74	100.0%
518700 OVERTIME PAY	100.00	.00	100.00	46.50	.00	53.50	46.5%
518900 OTHER SALARIES & WAGES	.00	.00	.00	126.56	.00	-126.56	100.0%
519500 SUBSTITUTE TEACHERS CERTI	645,500.00	55,000.00	700,500.00	483,931.75	.00	216,568.25	69.1%
519800 SUB TEACHERS NON-CERTIFIE	967,267.00	55,000.00	1,022,267.00	715,984.77	.00	306,282.23	70.0%
520100 SOCIAL SECURITY	6,054,255.00	6,820.00	6,061,075.00	3,309,558.34	.00	2,751,516.66	54.6%
520400 STATE RETIREMENT	10,083,174.00	-710,595.00	9,372,579.00	5,104,316.40	.00	4,268,262.60	54.5%
520600 LIFE INSURANCE	80,521.00	.00	80,521.00	52,701.62	.00	27,819.38	65.5%
520700 MEDICAL INSURANCE	16,661,138.00	.00	16,661,138.00	11,726,476.01	.00	4,934,661.99	70.4%
521200 EMPLOYER MEDICARE	1,415,914.00	1,595.00	1,417,509.00	777,023.41	.00	640,485.59	54.8%
521700 RETIREMENT-HYBRID STABILI	.00	710,595.00	710,595.00	416,452.99	.00	294,142.01	58.6%
533600 MAINT/REPAIR SRVCS- EQUIP	12,600.00	.00	12,600.00	12,600.00	.00	.00	100.0%
535500 TRAVEL	24,100.00	.00	24,100.00	13,094.08	.00	11,005.92	54.3%
535600 TUITION	275,000.00	.00	275,000.00	-11,164.61	.00	286,164.61	-4.1%
539900 OTHER CONTRACTED SERVICES	353,000.00	.00	353,000.00	344,071.40	56,640.00	-47,711.40	113.5%
540600 BASIC SKILLS MATERIALS	42,506.00	.00	42,506.00	38,947.00	.00	3,559.00	91.6%
542900 INSTRUCTIONAL SUPP & MATE	1,923,949.00	39,776.00	1,963,725.00	1,952,141.82	2,257.66	9,325.52	99.5%
543000 TEXTBOOKS - ELECTRONIC	1,150,000.00	.00	1,150,000.00	869,224.10	.00	280,775.90	75.6%
544900 TEXTBOOKS - BOUND	1,127,000.00	119,500.00	1,246,500.00	482,818.59	32,174.79	731,506.62	41.3%
553500 FEE WAIVERS	251,249.00	.00	251,249.00	251,249.00	.00	.00	100.0%
572200 REGULAR INSTRUCTION EQUIP	60,200.00	.00	60,200.00	27,011.90	1,125.00	32,063.10	46.7%
TOTAL REGULAR INSTRUCTION PROG	137,163,876.00	277,691.00	137,441,567.00	81,975,356.22	92,197.45	55,374,013.33	59.7%
<u>71150 ALTERNATIVE INSTRUCTION</u>							
511600 TEACHERS	841,545.00	.00	841,545.00	466,851.64	.00	374,693.36	55.5%
511700 CAREER LADDER PROGRAM	3,000.00	.00	3,000.00	583.31	.00	2,416.69	19.4%
516300 EDUCATIONAL ASSISTANTS	58,955.00	.00	58,955.00	32,694.54	.00	26,260.46	55.5%
518900 OTHER SALARIES & WAGES	25,134.00	.00	25,134.00	17,481.61	.00	7,652.39	69.6%
519500 SUBSTITUTE TEACHERS CERTI	4,212.00	.00	4,212.00	.00	.00	4,212.00	.0%
519800 SUB TEACHERS NON-CERTIFIE	8,067.00	.00	8,067.00	.00	.00	8,067.00	.0%
520100 SOCIAL SECURITY	58,336.00	.00	58,336.00	29,646.27	.00	28,689.73	50.8%

FOR 2019 09

ACCOUNTS FOR: 141 GENERAL PURPOSE SCHOOL	ORIGINAL APPROP	TRANFRS/ ADJSTMTS	REVISED BUDGET	YTD EXPENDED	ENCUMBRANCES	AVAILABLE BUDGET	PCT USED
520400 STATE RETIREMENT	99,155.00	-8,552.00	90,603.00	45,304.25	.00	45,298.75	50.0%
520600 LIFE INSURANCE	756.00	.00	756.00	459.35	.00	296.65	60.8%
520700 MEDICAL INSURANCE	167,691.00	.00	167,691.00	136,753.07	.00	30,937.93	81.6%
521200 EMPLOYER MEDICARE	13,644.00	.00	13,644.00	6,933.39	.00	6,710.61	50.8%
521700 RETIREMENT-HYBRID STABILI	.00	8,552.00	8,552.00	5,395.83	.00	3,156.17	63.1%
535100 RENTALS	4,600.00	.00	4,600.00	636.16	.00	3,963.84	13.8%
542900 INSTRUCTIONAL SUPP & MATE	3,000.00	.00	3,000.00	2,638.62	.00	361.38	88.0%
TOTAL ALTERNATIVE INSTRUCTION	1,288,095.00	.00	1,288,095.00	745,378.04	.00	542,716.96	57.9%

71200 SPECIAL EDUCATION PROGRAM

511600 TEACHERS	15,417,299.00	313,530.00	15,730,829.00	9,083,258.05	.00	6,647,570.95	57.7%
511700 CAREER LADDER PROGRAM	41,600.00	.00	41,600.00	19,532.70	.00	22,067.30	47.0%
512800 HOMEBOUND TEACHERS	191,761.00	.00	191,761.00	123,611.25	.00	68,149.75	64.5%
516300 EDUCATIONAL ASSISTANTS	3,531,191.00	346,148.00	3,877,339.00	2,681,720.70	.00	1,195,618.30	69.2%
516800 TEMPORARY PERSONNEL	296,000.00	.00	296,000.00	359,401.48	.00	-63,401.48	121.4%
517100 SPEECH THERAPISTS	1,557,781.00	.00	1,557,781.00	860,552.30	.00	697,228.70	55.2%
518700 OVERTIME PAY	500.00	.00	500.00	43.68	.00	456.32	8.7%
519500 SUBSTITUTE TEACHERS CERTI	165,500.00	.00	165,500.00	66,653.33	.00	98,846.67	40.3%
519800 SUB TEACHERS NON-CERTIFIE	180,000.00	.00	180,000.00	111,167.44	.00	68,832.56	61.8%
520100 SOCIAL SECURITY	1,325,661.00	40,901.00	1,366,562.00	770,556.57	.00	596,005.43	56.4%
520400 STATE RETIREMENT	2,292,249.00	-91,139.00	2,201,110.00	1,197,209.17	.00	1,003,900.83	54.4%
520600 LIFE INSURANCE	20,367.00	.00	20,367.00	13,909.89	.00	6,457.11	68.3%
520700 MEDICAL INSURANCE	3,834,657.00	.00	3,834,657.00	2,893,469.93	.00	941,187.07	75.5%
521200 EMPLOYER MEDICARE	310,034.00	9,567.00	319,601.00	180,617.05	.00	138,983.95	56.5%
521700 RETIREMENT-HYBRID STABILI	.00	163,872.00	163,872.00	107,252.85	.00	56,619.15	65.4%
535500 TRAVEL	3,000.00	.00	3,000.00	1,608.34	.00	1,391.66	53.6%
539900 OTHER CONTRACTED SERVICES	31,500.00	144,353.00	175,853.00	35,058.75	25,441.25	115,353.00	34.4%
542900 INSTRUCTIONAL SUPP & MATE	85,000.00	57,000.00	142,000.00	80,424.43	.00	61,575.57	56.6%
572500 SPECIAL EDUCATION EQUIPME	10,000.00	.00	10,000.00	7,279.13	.00	2,720.87	72.8%
TOTAL SPECIAL EDUCATION PROGRA	29,294,100.00	984,232.00	30,278,332.00	18,593,327.04	25,441.25	11,659,563.71	61.5%

71300 VOCATIONAL EDUCATION PROGRAM

511600 TEACHERS	3,961,291.00	.00	3,961,291.00	2,341,478.81	.00	1,619,812.19	59.1%
511700 CAREER LADDER PROGRAM	5,000.00	.00	5,000.00	2,916.55	.00	2,083.45	58.3%
514000 SALARY SUPPLEMENTS	35,592.00	.00	35,592.00	20,780.69	.00	14,811.31	58.4%
519500 SUBSTITUTE TEACHERS CERTI	31,152.00	.00	31,152.00	20,774.26	.00	10,377.74	66.7%

FOR 2019 09

ACCOUNTS FOR: 141 GENERAL PURPOSE SCHOOL	ORIGINAL APPROP	TRANFRS/ ADJSTMTS	REVISED BUDGET	YTD EXPENDED	ENCUMBRANCES	AVAILABLE BUDGET	PCT USED
519800 SUB TEACHERS NON-CERTIFIE	45,000.00	.00	45,000.00	27,074.97	.00	17,925.03	60.2%
520100 SOCIAL SECURITY	252,838.00	.00	252,838.00	141,538.40	.00	111,299.60	56.0%
520400 STATE RETIREMENT	418,598.00	-32,761.00	385,837.00	217,137.50	.00	168,699.50	56.3%
520600 LIFE INSURANCE	3,075.00	.00	3,075.00	2,095.67	.00	979.33	68.2%
520700 MEDICAL INSURANCE	692,843.00	.00	692,843.00	495,854.29	.00	196,988.71	71.6%
521200 EMPLOYER MEDICARE	59,133.00	.00	59,133.00	33,149.52	.00	25,983.48	56.1%
521700 RETIREMENT-HYBRID STABILI	.00	32,761.00	32,761.00	17,708.70	.00	15,052.30	54.1%
533600 MAINT/REPAIR SRVCS- EQUIP	1,000.00	.00	1,000.00	690.26	.00	309.74	69.0%
535500 TRAVEL	1,000.00	.00	1,000.00	194.58	.00	805.42	19.5%
542900 INSTRUCTIONAL SUPP & MATE	172,250.00	.00	172,250.00	148,273.84	14,945.22	9,030.94	94.8%
544800 T&I CONSTRUCTION MATERIAL	255,000.00	.00	255,000.00	255,000.00	.00	.00	100.0%
573000 VOCATIONAL INSTRUCTION EQ	100,000.00	.00	100,000.00	69,236.40	9,432.02	21,331.58	78.7%
TOTAL VOCATIONAL EDUCATION PRO	6,033,772.00	.00	6,033,772.00	3,793,904.44	24,377.24	2,215,490.32	63.3%
<u>72110 ATTENDANCE</u>							
510500 SUPERVISOR/DIRECTOR	193,694.00	.00	193,694.00	145,270.48	.00	48,423.52	75.0%
511700 CAREER LADDER PROGRAM	5,000.00	.00	5,000.00	3,583.28	.00	1,416.72	71.7%
513400 PUPIL PERSONNEL	432,045.00	.00	432,045.00	259,574.52	.00	172,470.48	60.1%
516100 SECRETARY(S)	33,193.00	.00	33,193.00	24,953.03	.00	8,239.97	75.2%
520100 SOCIAL SECURITY	41,164.00	.00	41,164.00	25,866.84	.00	15,297.16	62.8%
520400 STATE RETIREMENT	70,245.00	.00	70,245.00	45,924.02	.00	24,320.98	65.4%
520600 LIFE INSURANCE	420.00	.00	420.00	305.76	.00	114.24	72.8%
520700 MEDICAL INSURANCE	102,097.00	.00	102,097.00	70,626.23	.00	31,470.77	69.2%
521200 EMPLOYER MEDICARE	9,628.00	.00	9,628.00	6,049.47	.00	3,578.53	62.8%
532000 DUES AND MEMBERSHIPS	100.00	.00	100.00	.00	.00	100.00	.0%
535500 TRAVEL	7,000.00	.00	7,000.00	3,604.94	.00	3,395.06	51.5%
543500 OFFICE SUPPLIES	4,900.00	.00	4,900.00	3,992.92	.00	907.08	81.5%
549900 OTHER SUPPLIES AND MATERI	5,500.00	.00	5,500.00	.00	.00	5,500.00	.0%
552400 IN SERVICE/STAFF DEVELOPM	7,000.00	.00	7,000.00	4,130.01	.00	2,869.99	59.0%
TOTAL ATTENDANCE	911,986.00	.00	911,986.00	593,881.50	.00	318,104.50	65.1%
<u>72120 HEALTH SERVICES</u>							
513100 MEDICAL PERSONNEL	1,151,110.00	.00	1,151,110.00	865,848.78	.00	285,261.22	75.2%
516800 TEMPORARY PERSONNEL	61,199.00	.00	61,199.00	65,412.59	.00	-4,213.59	106.9%
518700 OVERTIME PAY	200.00	.00	200.00	14.29	.00	185.71	7.1%
520100 SOCIAL SECURITY	75,175.00	.00	75,175.00	53,899.44	.00	21,275.56	71.7%

FOR 2019 09

ACCOUNTS FOR: 141 GENERAL PURPOSE SCHOOL	ORIGINAL APPROP	TRANFRS/ ADJSTMTS	REVISED BUDGET	YTD EXPENDED	ENCUMBRANCES	AVAILABLE BUDGET	PCT USED
520400 STATE RETIREMENT	155,930.00	-10,899.00	145,031.00	88,059.18	.00	56,971.82	60.7%
520600 LIFE INSURANCE	1,280.00	.00	1,280.00	971.82	.00	308.18	75.9%
520700 MEDICAL INSURANCE	229,358.00	.00	229,358.00	193,262.88	.00	36,095.12	84.3%
521200 EMPLOYER MEDICARE	17,581.00	.00	17,581.00	12,605.55	.00	4,975.45	71.7%
521700 RETIREMENT-HYBRID STABILI	.00	10,899.00	10,899.00	7,363.25	.00	3,535.75	67.6%
539900 OTHER CONTRACTED SERVICES	1,200.00	.00	1,200.00	275.00	.00	925.00	22.9%
549900 OTHER SUPPLIES AND MATERI	29,395.00	.00	29,395.00	16,124.59	389.04	12,881.37	56.2%
573500 HEALTH EQUIPMENT	8,000.00	.00	8,000.00	588.32	.00	7,411.68	7.4%
TOTAL HEALTH SERVICES	1,730,428.00	.00	1,730,428.00	1,304,425.69	389.04	425,613.27	75.4%
72130 OTHER STUDENT SUPPORT							
511700 CAREER LADDER PROGRAM	9,000.00	.00	9,000.00	4,666.55	.00	4,333.45	51.9%
512300 GUIDANCE PERSONNEL	4,781,630.00	.00	4,781,630.00	2,845,066.36	.00	1,936,563.64	59.5%
513000 SOCIAL WORKERS	312,906.00	.00	312,906.00	150,193.76	.00	162,712.24	48.0%
514000 SALARY SUPPLEMENTS	1,564,648.00	20,475.00	1,585,123.00	1,112,114.62	.00	473,008.38	70.2%
516200 CLERICAL PERSONNEL	401,023.00	.00	401,023.00	300,833.90	.00	100,189.10	75.0%
516300 EDUCATIONAL ASSISTANTS	179,751.00	.00	179,751.00	119,360.82	.00	60,390.18	66.4%
518700 OVERTIME PAY	1,292.00	.00	1,292.00	99.63	.00	1,192.37	7.7%
518900 OTHER SALARIES & WAGES	18,352.00	.00	18,352.00	20,759.06	.00	-2,407.06	113.1%
520100 SOCIAL SECURITY	450,653.00	1,270.00	451,923.00	267,553.40	.00	184,369.60	59.2%
520400 STATE RETIREMENT	775,011.00	-40,105.00	734,906.00	421,202.99	.00	313,703.01	57.3%
520600 LIFE INSURANCE	5,562.00	.00	5,562.00	3,388.90	.00	2,173.10	60.9%
520700 MEDICAL INSURANCE	1,061,963.00	.00	1,061,963.00	830,966.55	.00	230,996.45	78.2%
521200 EMPLOYER MEDICARE	105,395.00	298.00	105,693.00	62,712.67	.00	42,980.33	59.3%
521700 RETIREMENT-HYBRID STABILI	.00	42,248.00	42,248.00	26,782.15	.00	15,465.85	63.4%
532000 DUES AND MEMBERSHIPS	255.00	.00	255.00	.00	.00	255.00	.0%
532200 EVALUATION AND TESTING	255,980.00	.00	255,980.00	86,687.94	21,980.00	147,312.06	42.5%
539900 OTHER CONTRACTED SERVICES	25,688.00	.00	25,688.00	27,498.02	19,435.37	-21,245.39	182.7%
542900 INSTRUCTIONAL SUPP & MATE	1,200.00	.00	1,200.00	.00	.00	1,200.00	.0%
543500 OFFICE SUPPLIES	1,000.00	.00	1,000.00	268.38	.00	731.62	26.8%
552400 IN SERVICE/STAFF DEVELOPM	15,900.00	.00	15,900.00	2,883.55	.00	13,016.45	18.1%
559900 OTHER CHARGES	1,096.00	.00	1,096.00	856.00	.00	240.00	78.1%
TOTAL OTHER STUDENT SUPPORT	9,968,305.00	24,186.00	9,992,491.00	6,283,895.25	41,415.37	3,667,180.38	63.3%
72210 REGULAR INSTRUCTION SUPPORT							
510500 SUPERVISOR/DIRECTOR	1,632,211.00	.00	1,632,211.00	1,209,844.08	.00	422,366.92	74.1%

FOR 2019 09

ACCOUNTS FOR: 141 GENERAL PURPOSE SCHOOL	ORIGINAL APPROP	TRANFRS/ ADJSTMTS	REVISED BUDGET	YTD EXPENDED	ENCUMBRANCES	AVAILABLE BUDGET	PCT USED
511700 CAREER LADDER PROGRAM	38,000.00	.00	38,000.00	21,499.35	.00	16,500.65	56.6%
512900 LIBRARIANS	2,709,567.00	.00	2,709,567.00	1,555,502.00	.00	1,154,065.00	57.4%
513800 INSTRUCTIONAL COMPUTER PE	2,579,945.00	.00	2,579,945.00	1,834,331.93	.00	745,613.07	71.1%
514000 SALARY SUPPLEMENTS	541,425.00	-48,241.00	493,184.00	242,620.00	.00	250,564.00	49.2%
516100 SECRETARY(S)	117,687.00	.00	117,687.00	86,351.95	.00	31,335.05	73.4%
516200 CLERICAL PERSONNEL	39,622.00	.00	39,622.00	30,659.49	.00	8,962.51	77.4%
516300 EDUCATIONAL ASSISTANTS	888,889.00	.00	888,889.00	643,572.56	.00	245,316.44	72.4%
516800 TEMPORARY PERSONNEL	1,000.00	.00	1,000.00	.00	.00	1,000.00	.0%
518700 OVERTIME PAY	500.00	.00	500.00	151.53	.00	348.47	30.3%
518900 OTHER SALARIES & WAGES	1,439,773.00	18,699.00	1,458,472.00	961,317.01	.00	497,154.99	65.9%
519600 IN-SERVICE TRAINING	15,955.00	.00	15,955.00	11,655.00	.00	4,300.00	73.0%
520100 SOCIAL SECURITY	620,283.00	-1,778.00	618,505.00	387,893.43	.00	230,611.57	62.7%
520400 STATE RETIREMENT	1,105,234.00	-29,436.00	1,075,798.00	694,127.85	.00	381,670.15	64.5%
520600 LIFE INSURANCE	6,644.00	.00	6,644.00	4,859.75	.00	1,784.25	73.1%
520700 MEDICAL INSURANCE	1,520,493.00	.00	1,520,493.00	1,140,577.82	.00	379,915.18	75.0%
521200 EMPLOYER MEDICARE	145,068.00	-415.00	144,653.00	91,190.31	.00	53,462.69	63.0%
521700 RETIREMENT-HYBRID STABILI	.00	25,293.00	25,293.00	18,469.66	.00	6,823.34	73.0%
532000 DUES AND MEMBERSHIPS	4,770.00	750.00	5,520.00	3,350.17	.00	2,169.83	60.7%
535500 TRAVEL	22,500.00	.00	22,500.00	9,855.55	.00	12,644.45	43.8%
539900 OTHER CONTRACTED SERVICES	253,000.00	.00	253,000.00	68,717.80	158,989.71	25,292.49	90.0%
542500 GASOLINE	1,500.00	.00	1,500.00	193.82	.00	1,306.18	12.9%
542900 INSTRUCTIONAL SUPP & MATE	.00	2,414.00	2,414.00	.00	.00	2,414.00	.0%
543200 LIBRARY BOOKS/MEDIA	373,642.00	.00	373,642.00	367,651.00	.00	5,991.00	98.4%
543500 OFFICE SUPPLIES	15,000.00	.00	15,000.00	9,658.33	339.15	5,002.52	66.6%
543700 PERIODICALS	38,000.00	.00	38,000.00	38,000.00	.00	.00	100.0%
549900 OTHER SUPPLIES AND MATERI	618,190.00	.00	618,190.00	603,715.00	.00	14,475.00	97.7%
552400 IN SERVICE/STAFF DEVELOPM	343,572.00	-12,045.00	331,527.00	181,445.00	21,700.00	128,382.00	61.3%
559900 OTHER CHARGES	20,500.00	.00	20,500.00	14,500.00	435.00	5,565.00	72.9%
572200 REGULAR INSTRUCTION EQUIP	7,500.00	.00	7,500.00	6,485.99	279.50	734.51	90.2%
579000 OTHER EQUIPMENT	5,000.00	3,610.00	8,610.00	.00	.00	8,610.00	.0%
TOTAL REGULAR INSTRUCTION SUPP	15,105,470.00	-41,149.00	15,064,321.00	10,238,196.38	181,743.36	4,644,381.26	69.2%
<u>72215 ALTERNATIVE INSTRUCT SUPPORT</u>							
516200 CLERICAL PERSONNEL	20,311.00	.00	20,311.00	14,758.28	.00	5,552.72	72.7%
520100 SOCIAL SECURITY	1,259.00	.00	1,259.00	915.01	.00	343.99	72.7%
520400 STATE RETIREMENT	2,612.00	-522.00	2,090.00	991.23	.00	1,098.77	47.4%
520600 LIFE INSURANCE	32.00	.00	32.00	21.84	.00	10.16	68.3%
520700 MEDICAL INSURANCE	6,439.00	.00	6,439.00	.00	.00	6,439.00	.0%
521200 EMPLOYER MEDICARE	295.00	.00	295.00	214.00	.00	81.00	72.5%
521700 RETIREMENT-HYBRID STABILI	.00	522.00	522.00	337.00	.00	185.00	64.6%
TOTAL ALTERNATIVE INSTRUCT SUP	30,948.00	.00	30,948.00	17,237.36	.00	13,710.64	55.7%

FOR 2019 09

ACCOUNTS FOR:	ORIGINAL	TRANFRS/	REVISED	YTD EXPENDED	ENCUMBRANCES	AVAILABLE	PCT
141 GENERAL PURPOSE SCHOOL	APPROP	ADJSTMTS	BUDGET			BUDGET	USED
72220 SPECIAL EDUCATION SUPPORT							
510500 SUPERVISOR/DIRECTOR	106,015.00	.00	106,015.00	79,511.22	.00	26,503.78	75.0%
511700 CAREER LADDER PROGRAM	4,000.00	.00	4,000.00	2,999.97	.00	1,000.03	75.0%
512400 PSYCHOLOGICAL PERSONNEL	1,030,464.00	.00	1,030,464.00	762,451.47	.00	268,012.53	74.0%
516100 SECRETARY(S)	62,457.00	.00	62,457.00	47,506.20	.00	14,950.80	76.1%
516200 CLERICAL PERSONNEL	60,595.00	.00	60,595.00	40,064.82	.00	20,530.18	66.1%
518900 OTHER SALARIES & WAGES	1,224,125.00	.00	1,224,125.00	808,629.83	.00	415,495.17	66.1%
519600 IN-SERVICE TRAINING	6,000.00	10,000.00	16,000.00	.00	.00	16,000.00	.0%
520100 SOCIAL SECURITY	154,607.00	.00	154,607.00	103,022.37	.00	51,584.63	66.6%
520400 STATE RETIREMENT	265,857.00	-15,478.00	250,379.00	166,573.41	.00	83,805.59	66.5%
520600 LIFE INSURANCE	1,580.00	.00	1,580.00	1,161.24	.00	418.76	73.5%
520700 MEDICAL INSURANCE	374,450.00	.00	374,450.00	283,525.76	.00	90,924.24	75.7%
521200 EMPLOYER MEDICARE	36,158.00	.00	36,158.00	24,093.97	.00	12,064.03	66.6%
521700 RETIREMENT-HYBRID STABILI	.00	15,478.00	15,478.00	10,258.09	.00	5,219.91	66.3%
530600 BANK CHARGES	1,250.00	.00	1,250.00	51.63	.00	1,198.37	4.1%
532000 DUES AND MEMBERSHIPS	1,800.00	3,000.00	4,800.00	50.00	.00	4,750.00	1.0%
535500 TRAVEL	29,000.00	.00	29,000.00	14,148.80	.00	14,851.20	48.8%
539900 OTHER CONTRACTED SERVICES	96,160.00	50,000.00	146,160.00	39,570.22	51,276.50	55,313.28	62.2%
543500 OFFICE SUPPLIES	9,250.00	15,000.00	24,250.00	4,751.37	95.52	19,403.11	20.0%
549900 OTHER SUPPLIES AND MATERI	91,139.00	144,354.00	235,493.00	39,756.27	7,800.04	187,936.69	20.2%
552400 IN SERVICE/STAFF DEVELOPM	20,500.00	.00	20,500.00	9,783.73	.00	10,716.27	47.7%
579000 OTHER EQUIPMENT	500.00	.00	500.00	.00	.00	500.00	.0%
TOTAL SPECIAL EDUCATION SUPPOR	3,575,907.00	222,354.00	3,798,261.00	2,437,910.37	59,172.06	1,301,178.57	65.7%
72230 VOCATIONAL EDUCATION SUPPORT							
510500 SUPERVISOR/DIRECTOR	81,578.00	.00	81,578.00	61,183.53	.00	20,394.47	75.0%
516100 SECRETARY(S)	19,096.00	.00	19,096.00	14,503.19	.00	4,592.81	75.9%
520100 SOCIAL SECURITY	6,242.00	.00	6,242.00	4,500.33	.00	1,741.67	72.1%
520400 STATE RETIREMENT	10,990.00	.00	10,990.00	8,265.05	.00	2,724.95	75.2%
520600 LIFE INSURANCE	59.00	.00	59.00	50.23	.00	8.77	85.1%
520700 MEDICAL INSURANCE	13,413.00	.00	13,413.00	10,729.76	.00	2,683.24	80.0%
521200 EMPLOYER MEDICARE	1,460.00	.00	1,460.00	1,052.53	.00	407.47	72.1%
543500 OFFICE SUPPLIES	800.00	.00	800.00	125.32	.00	674.68	15.7%
552400 IN SERVICE/STAFF DEVELOPM	2,000.00	.00	2,000.00	.00	.00	2,000.00	.0%
TOTAL VOCATIONAL EDUCATION SUP	135,638.00	.00	135,638.00	100,409.94	.00	35,228.06	74.0%

72250 TECHNOLOGY

FOR 2019 09

ACCOUNTS FOR: 141 GENERAL PURPOSE SCHOOL	ORIGINAL APPROP	TRANFRS/ ADJSTMTS	REVISED BUDGET	YTD EXPENDED	ENCUMBRANCES	AVAILABLE BUDGET	PCT USED
510500 SUPERVISOR/DIRECTOR	611,185.00	.00	611,185.00	402,138.15	.00	209,046.85	65.8%
512000 COMPUTER PROGRAMMER(S)	320,103.00	.00	320,103.00	239,556.06	.00	80,546.94	74.8%
514000 SALARY SUPPLEMENTS	10,000.00	.00	10,000.00	5,120.80	.00	4,879.20	51.2%
516100 SECRETARY(S)	43,719.00	.00	43,719.00	32,360.28	.00	11,358.72	74.0%
516800 TEMPORARY PERSONNEL	30,000.00	.00	30,000.00	10,674.13	.00	19,325.87	35.6%
518700 OVERTIME PAY	1,000.00	.00	1,000.00	31.53	.00	968.47	3.2%
518900 OTHER SALARIES & WAGES	151,363.00	.00	151,363.00	116,432.01	.00	34,930.99	76.9%
520100 SOCIAL SECURITY	72,377.00	.00	72,377.00	47,607.80	.00	24,769.20	65.8%
520400 STATE RETIREMENT	150,127.00	-978.00	149,149.00	100,501.35	.00	48,647.65	67.4%
520600 LIFE INSURANCE	601.00	.00	601.00	445.44	.00	155.56	74.1%
520700 MEDICAL INSURANCE	126,098.00	.00	126,098.00	100,877.76	.00	25,220.24	80.0%
521200 EMPLOYER MEDICARE	16,927.00	.00	16,927.00	11,324.61	.00	5,602.39	66.9%
521700 RETIREMENT-HYBRID STABILI	.00	978.00	978.00	564.00	.00	414.00	57.7%
532000 DUES AND MEMBERSHIPS	1,215.00	.00	1,215.00	1,240.00	.00	-25.00	102.1%
533000 OPERATING LEASE PAYMENTS	3,329,699.00	.00	3,329,699.00	2,499,316.00	.00	830,383.00	75.1%
535000 INTERNET CONNECTIVITY	775,000.00	.00	775,000.00	536,301.40	78,720.00	159,978.60	79.4%
535500 TRAVEL	42,900.00	.00	42,900.00	25,803.49	.00	17,096.51	60.1%
539900 OTHER CONTRACTED SERVICES	829,878.00	.00	829,878.00	560,781.00	23,965.38	245,131.62	70.5%
541100 DATA PROCESSING SUPPLIES	709,243.00	.00	709,243.00	299,495.25	40,830.72	368,917.03	48.0%
541800 EQUIPMENT AND MACHINERY P	197,800.00	.00	197,800.00	36,901.76	39,315.20	121,583.04	38.5%
542200 FOOD SUPPLIES	211.00	.00	211.00	211.00	.00	.00	100.0%
543500 OFFICE SUPPLIES	1,500.00	.00	1,500.00	877.52	.00	622.48	58.5%
547000 CABLING	500,000.00	.00	500,000.00	214,115.40	25,884.60	260,000.00	48.0%
547100 SOFTWARE	1,645,078.00	.00	1,645,078.00	821,880.97	193,734.92	629,462.11	61.7%
549900 OTHER SUPPLIES AND MATERI	73,000.00	.00	73,000.00	21,217.98	.00	51,782.02	29.1%
552400 IN SERVICE/STAFF DEVELOPM	34,460.00	.00	34,460.00	5,992.89	25,250.00	3,217.11	90.7%
570900 DATA PROCESSING EQUIPMENT	375,000.00	.00	375,000.00	73,462.95	55,133.18	246,403.87	34.3%
579000 OTHER EQUIPMENT	2,060,000.00	-1,360,000.00	700,000.00	375,837.76	39,436.10	284,726.14	59.3%
TOTAL TECHNOLOGY	12,108,484.00	-1,360,000.00	10,748,484.00	6,541,069.29	522,270.10	3,685,144.61	65.7%
72260 ADULT EDUCATION SUPPORT							
510500 SUPERVISOR/DIRECTOR	88,502.00	.00	88,502.00	66,375.73	.00	22,126.27	75.0%
511700 CAREER LADDER PROGRAM	1,000.00	.00	1,000.00	749.97	.00	250.03	75.0%
512300 GUIDANCE PERSONNEL	30,800.00	.00	30,800.00	20,272.60	.00	10,527.40	65.8%
518900 OTHER SALARIES & WAGES	124,229.00	.00	124,229.00	60,007.96	.00	64,221.04	48.3%
520100 SOCIAL SECURITY	15,161.00	.00	15,161.00	9,099.69	.00	6,061.31	60.0%
520400 STATE RETIREMENT	25,580.00	.00	25,580.00	12,509.84	.00	13,070.16	48.9%
520600 LIFE INSURANCE	130.00	.00	130.00	90.72	.00	39.28	69.8%
520700 MEDICAL INSURANCE	16,060.00	.00	16,060.00	7,573.98	.00	8,486.02	47.2%
521200 EMPLOYER MEDICARE	3,546.00	.00	3,546.00	2,128.13	.00	1,417.87	60.0%

FOR 2019 09

ACCOUNTS FOR: 141 GENERAL PURPOSE SCHOOL	ORIGINAL APPROP	TRANFRS/ ADJSTMTS	REVISED BUDGET	YTD EXPENDED	ENCUMBRANCES	AVAILABLE BUDGET	PCT USED
521700 RETIREMENT-HYBRID STABILI	.00	.00	.00	461.40	.00	-461.40	100.0%
TOTAL ADULT EDUCATION SUPPORT	305,008.00	.00	305,008.00	179,270.02	.00	125,737.98	58.8%
72310 BOARD OF EDUCATION							
511800 SECRETARY TO BOARD	24,559.00	.00	24,559.00	18,887.94	.00	5,671.06	76.9%
519100 BOARD & COMMITTEE MEMB FE	44,000.00	.00	44,000.00	27,475.00	.00	16,525.00	62.4%
520100 SOCIAL SECURITY	4,251.00	.00	4,251.00	2,230.63	.00	2,020.37	52.5%
520400 STATE RETIREMENT	7,762.00	.00	7,762.00	2,429.00	.00	5,333.00	31.3%
520600 LIFE INSURANCE	16.00	.00	16.00	12.48	.00	3.52	78.0%
520700 MEDICAL INSURANCE	6,707.00	.00	6,707.00	5,364.96	.00	1,342.04	80.0%
520900 DISABILITY INSURANCE	561,000.00	.00	561,000.00	369,115.59	.00	191,884.41	65.8%
521000 UNEMPLOYMENT COMPENSATION	70,000.00	.00	70,000.00	21,974.71	.00	48,025.29	31.4%
521200 EMPLOYER MEDICARE	994.00	.00	994.00	642.03	.00	351.97	64.6%
529900 OTHER FRINGE BENEFITS	685,986.00	.00	685,986.00	491,583.53	.00	194,402.47	71.7%
530500 AUDIT SERVICES	80,000.00	.00	80,000.00	80,000.00	.00	.00	100.0%
532000 DUES AND MEMBERSHIPS	30,300.00	.00	30,300.00	29,994.00	.00	306.00	99.0%
533100 LEGAL SERVICES	75,000.00	.00	75,000.00	103,124.32	.00	-28,124.32	137.5%
539900 OTHER CONTRACTED SERVICES	.00	.00	.00	.00	1,000.00	-1,000.00	100.0%
550600 LIABILITY INSURANCE	247,159.00	.00	247,159.00	233,094.00	.00	14,065.00	94.3%
550800 PREMIUMS ON CORP SURETY B	3,101.00	.00	3,101.00	3,882.00	.00	-781.00	125.2%
551000 TRUSTEE'S COMMISSION	1,320,000.00	.00	1,320,000.00	1,116,042.27	.00	203,957.73	84.5%
551300 WORKER'S COMP INSURANCE	250,000.00	.00	250,000.00	360,007.97	.00	-110,007.97	144.0%
551500 LIABILITY CLAIMS	250,000.00	.00	250,000.00	115,620.27	.00	134,379.73	46.2%
551600 OTHER SELF-INSURED CLAIMS	100,000.00	.00	100,000.00	35,547.56	.00	64,452.44	35.5%
552400 IN SERVICE/STAFF DEVELOPM	17,000.00	.00	17,000.00	14,338.53	.00	2,661.47	84.3%
553300 CRIMINAL INVEST OF APPLIC	70,000.00	1,000.00	71,000.00	45,495.45	25,053.45	451.10	99.4%
559900 OTHER CHARGES	25,500.00	.00	25,500.00	1,037.40	.00	24,462.60	4.1%
TOTAL BOARD OF EDUCATION	3,873,335.00	1,000.00	3,874,335.00	3,077,899.64	26,053.45	770,381.91	80.1%
72320 DIRECTOR OF SCHOOLS							
510100 DIRECTOR OF SCHOOLS	182,121.00	4,788.00	186,909.00	135,874.67	.00	51,034.33	72.7%
510300 ASSISTANT	117,483.00	.00	117,483.00	85,510.86	.00	31,972.14	72.8%
511700 CAREER LADDER PROGRAM	1,000.00	.00	1,000.00	.00	.00	1,000.00	.0%
513700 EDUCATION MEDIA PERSONNEL	126,455.00	.00	126,455.00	95,731.80	.00	30,723.20	75.7%
516100 SECRETARY(S)	78,760.00	.00	78,760.00	60,538.59	.00	18,221.41	76.9%
516200 CLERICAL PERSONNEL	205,697.00	.00	205,697.00	158,510.15	.00	47,186.85	77.1%

FOR 2019 09

ACCOUNTS FOR: 141 GENERAL PURPOSE SCHOOL	ORIGINAL APPROP	TRANFRS/ ADJSTMTS	REVISED BUDGET	YTD EXPENDED	ENCUMBRANCES	AVAILABLE BUDGET	PCT USED
516800 TEMPORARY PERSONNEL	3,000.00	.00	3,000.00	285.00	.00	2,715.00	9.5%
518700 OVERTIME PAY	200.00	.00	200.00	.00	.00	200.00	.0%
518900 OTHER SALARIES & WAGES	314,327.00	.00	314,327.00	219,773.91	.00	94,553.09	69.9%
520100 SOCIAL SECURITY	63,800.00	297.00	64,097.00	41,603.24	.00	22,493.76	64.9%
520400 STATE RETIREMENT	122,467.00	-8,059.00	114,408.00	77,159.44	.00	37,248.56	67.4%
520600 LIFE INSURANCE	543.00	.00	543.00	399.27	.00	143.73	73.5%
520700 MEDICAL INSURANCE	162,993.00	.00	162,993.00	119,102.53	.00	43,890.47	73.1%
521200 EMPLOYER MEDICARE	14,924.00	70.00	14,994.00	10,488.02	.00	4,505.98	69.9%
521700 RETIREMENT-HYBRID STABILI	.00	8,059.00	8,059.00	5,421.04	.00	2,637.96	67.3%
530200 ADVERTISING	500.00	.00	500.00	.00	500.00	.00	100.0%
532000 DUES AND MEMBERSHIPS	11,935.00	.00	11,935.00	11,134.99	.00	800.01	93.3%
534800 POSTAL CHARGES	45,000.00	.00	45,000.00	17,777.96	.00	27,222.04	39.5%
535500 TRAVEL	2,000.00	.00	2,000.00	630.37	.00	1,369.63	31.5%
539900 OTHER CONTRACTED SERVICES	70,300.00	.00	70,300.00	48,403.95	.00	21,896.05	68.9%
541400 DUPLICATING SUPPLIES	45,000.00	.00	45,000.00	16,796.67	396.99	27,806.34	38.2%
542200 FOOD SUPPLIES	3,060.00	.00	3,060.00	726.60	.00	2,333.40	23.7%
543500 OFFICE SUPPLIES	5,350.00	.00	5,350.00	2,058.90	.00	3,291.10	38.5%
543700 PERIODICALS	516.00	.00	516.00	249.07	.00	266.93	48.3%
549900 OTHER SUPPLIES AND MATERI	8,200.00	.00	8,200.00	178.79	.00	8,021.21	2.2%
552400 IN SERVICE/STAFF DEVELOPM	32,678.00	.00	32,678.00	25,167.33	.00	7,510.67	77.0%
559900 OTHER CHARGES	.00	259.00	259.00	258.39	.00	.61	99.8%
579000 OTHER EQUIPMENT	10,321.00	.00	10,321.00	7,917.78	.00	2,403.22	76.7%
TOTAL DIRECTOR OF SCHOOLS	1,628,630.00	5,414.00	1,634,044.00	1,141,699.32	896.99	491,447.69	69.9%
72410 OFFICE OF THE PRINCIPAL							
510400 PRINCIPALS	4,047,488.00	.00	4,047,488.00	3,020,087.14	.00	1,027,400.86	74.6%
511700 CAREER LADDER PROGRAM	24,000.00	.00	24,000.00	17,249.51	.00	6,750.49	71.9%
511900 ACCOUNTANTS/BOOKKEEPERS	1,817,238.00	.00	1,817,238.00	1,339,790.79	.00	477,447.21	73.7%
513900 ASSISTANT PRINCIPALS	5,549,417.00	.00	5,549,417.00	4,160,306.74	.00	1,389,110.26	75.0%
516200 CLERICAL PERSONNEL	2,577,266.00	.00	2,577,266.00	1,926,489.02	.00	650,776.98	74.7%
518700 OVERTIME PAY	2,000.00	.00	2,000.00	554.47	.00	1,445.53	27.7%
520100 SOCIAL SECURITY	869,079.00	.00	869,079.00	614,753.96	.00	254,325.04	70.7%
520400 STATE RETIREMENT	1,571,741.00	-16,761.00	1,554,980.00	1,149,207.89	.00	405,772.11	73.9%
520600 LIFE INSURANCE	9,478.00	.00	9,478.00	7,354.58	.00	2,123.42	77.6%
520700 MEDICAL INSURANCE	2,855,785.00	.00	2,855,785.00	2,255,141.94	.00	600,643.06	79.0%
521200 EMPLOYER MEDICARE	203,253.00	.00	203,253.00	143,772.99	.00	59,480.01	70.7%
521700 RETIREMENT-HYBRID STABILI	.00	16,761.00	16,761.00	10,662.14	.00	6,098.86	63.6%
532000 DUES AND MEMBERSHIPS	9,000.00	.00	9,000.00	9,000.00	.00	.00	100.0%
539900 OTHER CONTRACTED SERVICES	51,273.00	-29,703.00	21,570.00	19,570.00	.00	2,000.00	90.7%
552400 IN SERVICE/STAFF DEVELOPM	39,000.00	.00	39,000.00	39,000.00	.00	.00	100.0%

FOR 2019 09

ACCOUNTS FOR: 141 GENERAL PURPOSE SCHOOL	ORIGINAL APPROP	TRANSFRS/ ADJSTMTS	REVISED BUDGET	YTD EXPENDED	ENCUMBRANCES	AVAILABLE BUDGET	PCT USED
570100 ADMINISTRATIVE EQUIPMENT	25,000.00	.00	25,000.00	10,730.95	.00	14,269.05	42.9%
TOTAL OFFICE OF THE PRINCIPAL	19,651,018.00	-29,703.00	19,621,315.00	14,723,672.12	.00	4,897,642.88	75.0%
<u>72510 FISCAL SERVICES</u>							
510500 SUPERVISOR/DIRECTOR	524,819.00	.00	524,819.00	393,613.61	.00	131,205.39	75.0%
511900 ACCOUNTANTS/BOOKKEEPERS	963,492.00	.00	963,492.00	724,581.15	.00	238,910.85	75.2%
516800 TEMPORARY PERSONNEL	7,800.00	.00	7,800.00	8,502.58	.00	-702.58	109.0%
518700 OVERTIME PAY	5,200.00	.00	5,200.00	8.43	.00	5,191.57	.2%
518900 OTHER SALARIES & WAGES	555,031.00	.00	555,031.00	408,438.87	.00	146,592.13	73.6%
520100 SOCIAL SECURITY	127,492.00	.00	127,492.00	88,547.93	.00	38,944.07	69.5%
520400 STATE RETIREMENT	264,449.00	-4,231.00	260,218.00	189,217.05	.00	71,000.95	72.7%
520600 LIFE INSURANCE	1,216.00	.00	1,216.00	922.99	.00	293.01	75.9%
520700 MEDICAL INSURANCE	333,772.00	.00	333,772.00	303,521.20	.00	30,250.80	90.9%
521200 EMPLOYER MEDICARE	29,818.00	.00	29,818.00	20,935.24	.00	8,882.76	70.2%
521700 RETIREMENT-HYBRID STABILI	.00	4,231.00	4,231.00	2,613.03	.00	1,617.97	61.8%
530600 BANK CHARGES	5,000.00	29,703.00	34,703.00	7,395.73	300.00	27,007.27	22.2%
532000 DUES AND MEMBERSHIPS	1,495.00	.00	1,495.00	1,363.00	.00	132.00	91.2%
532900 LAUNDRY SERVICE	2,000.00	.00	2,000.00	1,322.00	678.00	.00	100.0%
533600 MAINT/REPAIR SRVCS- EQUIP	1,000.00	.00	1,000.00	.00	.00	1,000.00	.0%
535500 TRAVEL	2,000.00	.00	2,000.00	1,179.83	.00	820.17	59.0%
539900 OTHER CONTRACTED SERVICES	18,000.00	3,000.00	21,000.00	16,005.00	.00	4,995.00	76.2%
542200 FOOD SUPPLIES	162.00	.00	162.00	.00	.00	162.00	.0%
542500 GASOLINE	10,000.00	.00	10,000.00	7,568.16	.00	2,431.84	75.7%
543500 OFFICE SUPPLIES	22,200.00	.00	22,200.00	9,576.77	1,383.31	11,239.92	49.4%
549900 OTHER SUPPLIES AND MATERI	1,300.00	.00	1,300.00	904.87	330.45	64.68	95.0%
552400 IN SERVICE/STAFF DEVELOPM	29,989.00	.00	29,989.00	11,664.87	.00	18,324.13	38.9%
570100 ADMINISTRATIVE EQUIPMENT	.00	6,000.00	6,000.00	4,717.00	.00	1,283.00	78.6%
TOTAL FISCAL SERVICES	2,906,235.00	38,703.00	2,944,938.00	2,202,599.31	2,691.76	739,646.93	74.9%
<u>72520 HUMAN RESOURCES</u>							
510500 SUPERVISOR/DIRECTOR	611,848.00	.00	611,848.00	455,368.58	.00	156,479.42	74.4%
516100 SECRETARY(S)	737,612.00	.00	737,612.00	553,418.77	.00	184,193.23	75.0%
518700 OVERTIME PAY	6,000.00	.00	6,000.00	6,131.96	.00	-131.96	102.2%
518900 OTHER SALARIES & WAGES	131,054.00	.00	131,054.00	55,540.49	.00	75,513.51	42.4%
519900 OTHER PER DIEM & FEES	456,000.00	.00	456,000.00	279,189.61	.00	176,810.39	61.2%
520100 SOCIAL SECURITY	120,436.00	.00	120,436.00	78,646.96	.00	41,789.04	65.3%

FOR 2019 09

ACCOUNTS FOR: 141 GENERAL PURPOSE SCHOOL	ORIGINAL APPROP	TRANFRS/ ADJSTMTS	REVISED BUDGET	YTD EXPENDED	ENCUMBRANCES	AVAILABLE BUDGET	PCT USED
520400 STATE RETIREMENT	235,722.00	-6,965.00	228,757.00	152,402.99	.00	76,354.01	66.6%
520600 LIFE INSURANCE	775.00	.00	775.00	619.44	.00	155.56	79.9%
520700 MEDICAL INSURANCE	251,284.00	.00	251,284.00	206,492.60	.00	44,791.40	82.2%
521200 EMPLOYER MEDICARE	28,168.00	.00	28,168.00	18,688.59	.00	9,479.41	66.3%
521700 RETIREMENT-HYBRID STABILI	.00	6,965.00	6,965.00	4,142.72	.00	2,822.28	59.5%
530200 ADVERTISING	6,000.00	.00	6,000.00	2,299.48	.00	3,700.52	38.3%
532000 DUES AND MEMBERSHIPS	7,255.00	.00	7,255.00	2,003.50	.00	5,251.50	27.6%
535500 TRAVEL	24,700.00	.00	24,700.00	9,856.97	.00	14,843.03	39.9%
539900 OTHER CONTRACTED SERVICES	63,400.00	15,000.00	78,400.00	24,400.00	.00	54,000.00	31.1%
542200 FOOD SUPPLIES	200.00	.00	200.00	.00	.00	200.00	.0%
543500 OFFICE SUPPLIES	15,000.00	.00	15,000.00	11,003.84	345.54	3,650.62	75.7%
549900 OTHER SUPPLIES AND MATERI	30,000.00	.00	30,000.00	11,868.27	303.72	17,828.01	40.6%
552400 IN SERVICE/STAFF DEVELOPM	39,500.00	.00	39,500.00	8,074.61	.00	31,425.39	20.4%
570100 ADMINISTRATIVE EQUIPMENT	800.00	.00	800.00	260.99	.00	539.01	32.6%
579000 OTHER EQUIPMENT	180,000.00	.00	180,000.00	13,378.92	50,354.00	116,267.08	35.4%
TOTAL HUMAN RESOURCES	2,945,754.00	15,000.00	2,960,754.00	1,893,789.29	51,003.26	1,015,961.45	65.7%
72610 OPERATION OF PLANT							
510500 SUPERVISOR/DIRECTOR	327,621.00	.00	327,621.00	244,618.47	.00	83,002.53	74.7%
514000 SALARY SUPPLEMENTS	40,154.00	.00	40,154.00	21,004.10	.00	19,149.90	52.3%
514100 FOREMEN	68,201.00	.00	68,201.00	35,896.25	.00	32,304.75	52.6%
516100 SECRETARY(S)	34,538.00	.00	34,538.00	26,560.00	.00	7,978.00	76.9%
516600 CUSTODIAL PERSONNEL	5,375,058.00	.00	5,375,058.00	3,975,428.04	.00	1,399,629.96	74.0%
518700 OVERTIME PAY	10,000.00	.00	10,000.00	18,564.55	.00	-8,564.55	185.6%
520100 SOCIAL SECURITY	363,046.00	.00	363,046.00	248,217.07	.00	114,828.93	68.4%
520400 STATE RETIREMENT	753,029.00	-34,886.00	718,143.00	492,850.29	.00	225,292.71	68.6%
520600 LIFE INSURANCE	6,425.00	.00	6,425.00	4,749.35	.00	1,675.65	73.9%
520700 MEDICAL INSURANCE	1,655,298.00	.00	1,655,298.00	1,364,852.67	.00	290,445.33	82.5%
521200 EMPLOYER MEDICARE	84,906.00	.00	84,906.00	58,050.46	.00	26,855.54	68.4%
521700 RETIREMENT-HYBRID STABILI	.00	34,886.00	34,886.00	20,731.34	.00	14,154.66	59.4%
532000 DUES AND MEMBERSHIPS	150.00	.00	150.00	.00	.00	150.00	.0%
532200 EVALUATION AND TESTING	11,000.00	.00	11,000.00	4,814.50	8,185.50	-2,000.00	118.2%
532900 LAUNDRY SERVICE	32,000.00	.00	32,000.00	24,688.36	7,077.35	234.29	99.3%
533300 LICENSES	12,000.00	.00	12,000.00	4,027.00	.00	7,973.00	33.6%
535900 GARBAGE DISPOSAL FEES	130,000.00	.00	130,000.00	81,423.95	28,576.05	20,000.00	84.6%
539900 OTHER-CONTRACTED SERVICES	527,000.00	.00	527,000.00	348,732.44	81,887.51	96,380.05	81.7%
541000 CUSTODIAL SUPPLIES	387,080.00	.00	387,080.00	366,635.68	50.00	20,394.32	94.7%
541500 ELECTRICITY	5,929,320.00	.00	5,929,320.00	4,024,361.79	.00	1,904,958.21	67.9%
542000 FERTILIZER, LIME, AND SEE	76,260.00	.00	76,260.00	70,000.00	.00	6,260.00	91.8%
542200 FOOD SUPPLIES	898.00	.00	898.00	162.28	.00	735.72	18.1%

FOR 2019 09

ACCOUNTS FOR: 141 GENERAL PURPOSE SCHOOL	ORIGINAL APPROP	TRANFRS/ ADJSTMTS	REVISED BUDGET	YTD EXPENDED	ENCUMBRANCES	AVAILABLE BUDGET	PCT USED
542300 FUEL OIL	11,000.00	.00	11,000.00	18,674.26	325.74	-8,000.00	172.7%
543400 NATURAL GAS	596,200.00	.00	596,200.00	311,255.38	.00	284,944.62	52.2%
543500 OFFICE SUPPLIES	5,000.00	.00	5,000.00	1,411.53	.00	3,588.47	28.2%
545400 WATER AND SEWER	798,480.00	.00	798,480.00	532,627.29	.00	265,852.71	66.7%
545600 GRAVEL AND CHERT	35,000.00	.00	35,000.00	11,137.00	9,538.00	14,325.00	59.1%
549900 OTHER SUPPLIES AND MATERI	40,000.00	.00	40,000.00	12,031.20	.00	27,968.80	30.1%
550200 BUILDING AND CONTENTS INS	487,748.00	.00	487,748.00	445,502.00	.00	42,246.00	91.3%
552400 IN SERVICE/STAFF DEVELOPM	5,000.00	.00	5,000.00	200.00	.00	4,800.00	4.0%
571100 FURNITURE AND FIXTURES	500,000.00	.00	500,000.00	153,700.93	12,137.89	334,161.18	33.2%
572000 PLANT OPERATION EQUIPMENT	31,000.00	.00	31,000.00	10,102.34	.00	20,897.66	32.6%
TOTAL OPERATION OF PLANT	18,333,412.00	.00	18,333,412.00	12,933,010.52	147,778.04	5,252,623.44	71.3%
72620 MAINTENANCE OF PLANT							
510500 SUPERVISOR/DIRECTOR	86,571.00	.00	86,571.00	64,928.29	.00	21,642.71	75.0%
514100 FOREMEN	75,706.00	.00	75,706.00	56,779.47	.00	18,926.53	75.0%
516100 SECRETARY(S)	81,721.00	.00	81,721.00	62,864.02	.00	18,856.98	76.9%
516700 MAINTENANCE PERSONNEL	2,682,197.00	.00	2,682,197.00	1,967,744.98	.00	714,452.02	73.4%
516800 TEMPORARY PERSONNEL	23,223.00	.00	23,223.00	500.00	.00	22,723.00	2.2%
518700 OVERTIME PAY	4,000.00	.00	4,000.00	.00	.00	4,000.00	.0%
520100 SOCIAL SECURITY	183,112.00	.00	183,112.00	124,675.16	.00	58,436.84	68.1%
520400 STATE RETIREMENT	379,813.00	-11,855.00	367,958.00	253,129.19	.00	114,828.81	68.8%
520600 LIFE INSURANCE	2,084.00	.00	2,084.00	1,577.64	.00	506.36	75.7%
520700 MEDICAL INSURANCE	669,548.00	.00	669,548.00	571,793.54	.00	97,754.46	85.4%
521200 EMPLOYER MEDICARE	42,825.00	.00	42,825.00	29,157.88	.00	13,667.12	68.1%
521700 RETIREMENT-HYBRID STABILI	.00	11,855.00	11,855.00	7,933.78	.00	3,921.22	66.9%
530700 COMMUNICATION	586,837.00	.00	586,837.00	363,973.74	27,920.00	194,943.26	66.8%
532000 DUES AND MEMBERSHIPS	500.00	.00	500.00	170.00	.00	330.00	34.0%
532900 LAUNDRY SERVICE	12,300.00	.00	12,300.00	7,546.31	4,753.69	.00	100.0%
533500 REPAIR SERVICES-BUILDINGS	50,000.00	.00	50,000.00	.00	50,000.00	.00	100.0%
533600 MAINT/REPAIR SRVCS- EQUIP	258,500.00	.00	258,500.00	185,016.44	.00	73,483.56	71.6%
533800 MAINT/REPAIR SRVCS- VEHIC	10,000.00	.00	10,000.00	2,021.01	.00	7,978.99	20.2%
535100 RENTALS	4,200.00	.00	4,200.00	1,599.87	.00	2,600.13	38.1%
539900 OTHER CONTRACTED SERVICES	590,910.00	400,000.00	990,910.00	103,822.77	118,139.36	768,947.87	22.4%
542200 FOOD SUPPLIES	288.00	.00	288.00	.00	.00	288.00	.0%
542500 GASOLINE	175,000.00	.00	175,000.00	114,322.84	.00	60,677.16	65.3%
543300 LUBRICANTS	3,500.00	.00	3,500.00	2,231.02	.00	1,268.98	63.7%
543500 OFFICE SUPPLIES	3,000.00	.00	3,000.00	1,827.86	452.49	719.65	76.0%
545000 TIRES AND TUBES	18,000.00	.00	18,000.00	8,512.18	.00	9,487.82	47.3%
545300 VEHICLE PARTS	47,500.00	.00	47,500.00	51,891.74	.00	-4,391.74	109.2%
546800 CHEMICALS	50,000.00	.00	50,000.00	24,176.61	.00	25,823.39	48.4%

FOR 2019 09

ACCOUNTS FOR: 141 GENERAL PURPOSE SCHOOL	ORIGINAL APPROP	TRANFRS/ ADJSTMTS	REVISED BUDGET	YTD EXPENDED	ENCUMBRANCES	AVAILABLE BUDGET	PCT USED
549900 OTHER SUPPLIES AND MATERI	911,500.00	.00	911,500.00	686,586.28	44,064.88	180,848.84	80.2%
551100 VEHICLE AND EQUIP INSURAN	70,662.00	.00	70,662.00	63,016.00	.00	7,646.00	89.2%
552400 IN SERVICE/STAFF DEVELOPM	10,000.00	.00	10,000.00	5,072.85	.00	4,927.15	50.7%
570800 COMMUNICATION EQUIPMENT	17,000.00	.00	17,000.00	16,840.12	.00	159.88	99.1%
571700 MAINTENANCE EQUIPMENT	17,000.00	.00	17,000.00	18,919.89	.00	-1,919.89	111.3%
TOTAL MAINTENANCE OF PLANT	7,067,497.00	400,000.00	7,467,497.00	4,798,631.48	245,330.42	2,423,535.10	67.5%
<u>73400 EARLY CHILDHOOD EDUCATION</u>							
511600 TEACHERS	980,211.00	.00	980,211.00	524,187.86	.00	456,023.14	53.5%
516300 EDUCATIONAL ASSISTANTS	346,586.00	.00	346,586.00	259,452.28	.00	87,133.72	74.9%
518700 OVERTIME PAY	450.00	.00	450.00	.00	.00	450.00	.0%
518900 OTHER SALARIES & WAGES	187,925.00	.00	187,925.00	141,474.14	.00	46,450.86	75.3%
519500 SUBSTITUTE TEACHERS CERTI	12,278.00	.00	12,278.00	14,683.40	.00	-2,405.40	119.6%
519800 SUB TEACHERS NON-CERTIFIE	14,000.00	.00	14,000.00	11,966.63	.00	2,033.37	85.5%
520100 SOCIAL SECURITY	95,570.00	.00	95,570.00	55,068.04	.00	40,501.96	57.6%
520400 STATE RETIREMENT	168,124.00	-6,057.00	162,067.00	96,250.30	.00	65,816.70	59.4%
520600 LIFE INSURANCE	1,508.00	.00	1,508.00	1,056.41	.00	451.59	70.1%
520700 MEDICAL INSURANCE	370,217.00	.00	370,217.00	258,014.33	.00	112,202.67	69.7%
521200 EMPLOYER MEDICARE	22,351.00	.00	22,351.00	12,912.00	.00	9,439.00	57.8%
521700 RETIREMENT-HYBRID STABILI	.00	6,057.00	6,057.00	3,884.50	.00	2,172.50	64.1%
535500 TRAVEL	1,000.00	.00	1,000.00	602.49	.00	397.51	60.2%
539900 OTHER CONTRACTED SERVICES	.00	.00	.00	35.15	.00	-35.15	100.0%
542900 INSTRUCTIONAL SUPP & MATE	10,000.00	.00	10,000.00	2,574.21	.00	7,425.79	25.7%
552400 IN SERVICE/STAFF DEVELOPM	6,000.00	.00	6,000.00	118.44	.00	5,881.56	2.0%
TOTAL EARLY CHILDHOOD EDUCATIO	2,216,220.00	.00	2,216,220.00	1,382,280.18	.00	833,939.82	62.4%
<u>82130 PRINCIPAL ON NOTES</u>							
561000 PRINCIPAL ON LEASE	1,199,032.00	.00	1,199,032.00	1,113,029.96	.00	86,002.04	92.8%
TOTAL PRINCIPAL ON NOTES	1,199,032.00	.00	1,199,032.00	1,113,029.96	.00	86,002.04	92.8%
<u>82230 INTEREST ON-NOTES</u>							
560400 INTEREST ON NOTES	24,375.00	.00	24,375.00	.00	.00	24,375.00	.0%

04/30/2019 16:10
MUNISReports

CLARKSVILLE-MONTGOMERY CO. SCHOOL SYSTEM
YTD BUDGET REPORT 03-31-19 EXPENSES

P 14
glytdbud

FOR 2019 09

ACCOUNTS FOR: 141 GENERAL PURPOSE SCHOOL	ORIGINAL APPROP	TRANFRS/ ADJSTMTS	REVISED BUDGET	YTD EXPENDED	ENCUMBRANCES	AVAILABLE BUDGET	PCT USED
561100 INTEREST ON LEASE	66,231.00	.00	66,231.00	40,493.00	.00	25,738.00	61.1%
TOTAL INTEREST ON NOTES	90,606.00	.00	90,606.00	40,493.00	.00	50,113.00	44.7%
<u>99100 TRANSFERS OUT</u>							
562000 DEBT SRVC CONTRIB TO PRIM	548,892.00	.00	548,892.00	.00	.00	548,892.00	.0%
TOTAL TRANSFERS OUT	548,892.00	.00	548,892.00	.00	.00	548,892.00	.0%
TOTAL GENERAL PURPOSE SCHOOL	278,112,648.00	537,728.00	278,650,376.00	176,111,366.36	1,420,759.79	101,118,249.85	63.7%

**Federal Projects Fund
Balance Sheet
For the Period Ending
March 31, 2019**

Assets:		
Cash on Deposit w/Trustee	737,989.29	
Accounts Receivable	75.36	
Due From Other Governments	-	
Due From Other Funds	4,196.81	
Prepaid Expenses	-	
	<hr/>	
Total Assets		742,261.46
Estimated Revenues	21,208,576.02	
Less Revenues Rec'd to Date	(10,623,491.44)	
Estimated Revenues not Received	<hr/>	10,585,084.58
		<hr/>
Total Debits		11,327,346.04
Liabilities:		
Accounts Payable	526.00	
Accrued Payroll	-	
Payroll Deductions	65,702.26	
Due to Other Funds	2,535.42	
	<hr/>	
Total Liabilities		68,763.68
Appropriations		
From Estimated Revenues	21,208,576.02	
From Estimated Reserves	837,277.61	
	<hr/>	
Total Appropriations		22,045,853.63
Less Expenditures	(11,787,271.27)	
Less Encumbrances	(687,743.57)	
	<hr/>	
Total Expenditures & Encumbrances		(12,475,014.84)
		<hr/>
Unencumbered Budget Balance		9,570,838.79
Reserves:		
Reserve for Encumbrances - Current Year	687,743.57	
Reserve for Encumbrances - Prior Year	-	
Committed for Education	1,000,000.00	
Restricted for Education 6/30/18	837,277.61	
Less Appropriations	(837,277.61)	
Plus Adjustments	-	
	<hr/>	
Estimated Reserve 6/30/19		-
Total Reserves		1,687,743.57
		<hr/>
Total Credits		11,327,346.04

**Federal Projects Fund
Cash Reconciliation
March 31, 2019**

Cash on Deposit with Trustee	1,140,450.58	
Plus Receipts for Month	<u>1,139,544.74</u>	
Total Available Funds		2,279,995.32
Less Cash Disbursements:		
Warrants Issued	(656,261.06)	
Wire Transfers	<u>(885,770.92)</u>	
Total Cash Disbursements		(1,542,031.98)
Plus Voided Checks		<u>25.95</u>
Book Balance		737,989.29
Plus Outstanding Warrants		101,232.35
Plus Wire Transfers in Transit		-
Less Adjustments Between Funds		<u>-</u>
Trustee's Report Balance		<u><u>839,221.64</u></u>

04/30/2019 16:14
MUNISReports

CLARKSVILLE-MONTGOMERY CO. SCHOOL SYSTEM
YTD BUDGET REPORT 03-31-19 REVENUES

P 3
glytcbud

FOR 2019 09

ACCOUNTS FOR: 142 SCHOOL FEDERAL PROJECTS	ORIGINAL ESTIM REV	ESTIM REV ADJSTMTS	REVISED EST REV	ACTUAL YTD REVENUE	REMAINING REVENUE	PCT COLL
00000 NON CHARGE						
46590 OTHER STATE EDUCATION FUND	349,882.00	1,242,018.35	1,591,900.35	403,787.01	1,188,113.34	25.4%
47131 VOCAT ED-BASIC GRANTS TO S	446,267.00	41,962.27	488,229.27	218,456.02	269,773.25	44.7%
47141 ESEA TITLE I	7,534,308.00	172,302.53	7,706,610.53	3,977,861.07	3,728,749.46	51.6%
47143 EDUCATION OF THE HANDICAPP	6,983,476.00	179,447.41	7,162,923.41	5,078,297.17	2,084,626.24	70.9%
47145 SPECIAL ED PRESCHOOL GRANT	155,758.00	-46,165.67	109,592.33	33,836.40	75,755.93	30.9%
47146 ENGLISH LANGUAGE ACQUISIT	118,610.00	3,787.44	122,397.44	66,204.58	56,192.86	54.1%
47147 SAFE & DRUG FREE SCHOOLS	284,986.00	326,631.59	611,617.59	149,756.85	461,860.74	24.5%
47149 EDUCATION FOR HOMELESS	47,595.00	8,160.11	55,755.11	35,959.35	19,795.76	64.5%
47189 EISENHOWER PROFESS DEVGRAN	959,250.00	245,190.31	1,204,440.31	541,892.87	662,547.44	45.0%
47590 OTHER FEDERAL THROUGH STAT	.00	61,571.00	61,571.00	.00	61,571.00	.0%
47990 OTHER DIRECT FEDERAL	2,070,912.00	-977,373.32	1,093,538.68	117,440.12	976,098.56	10.7%
49800 OPERATING TRANSFERS	1,000,000.00	.00	1,000,000.00	.00	1,000,000.00	.0%
TOTAL NON CHARGE	19,951,044.00	1,257,532.02	21,208,576.02	10,623,491.44	10,585,084.58	50.1%
TOTAL SCHOOL FEDERAL PROJECTS	19,951,044.00	1,257,532.02	21,208,576.02	10,623,491.44	10,585,084.58	50.1%

FOR 2019 09

ACCOUNTS FOR: 142 SCHOOL FEDERAL PROJECTS	ORIGINAL APPROP	TRANFRS/ ADJUSTMTS	REVISED BUDGET	YTD EXPENDED	ENCUMBRANCES	AVAILABLE BUDGET	PCT USED
71100 REGULAR INSTRUCTION PROGRAM							
511600 TEACHERS	1,835,253.00	-161,195.00	1,674,058.00	941,322.51	.00	732,735.49	56.2%
514000 SALARY SUPPLEMENTS	704,000.00	24,699.73	728,699.73	263,010.50	.00	465,689.23	36.1%
516300 EDUCATIONAL ASSISTANTS	415,516.00	27,920.00	443,436.00	310,353.04	.00	133,082.96	70.0%
518700 OVERTIME PAY	.00	.00	.00	15.74	.00	-15.74	100.0%
518900 OTHER SALARIES & WAGES	85,000.00	-22,500.00	62,500.00	39,603.00	.00	22,897.00	63.4%
519500 SUBSTITUTE TEACHERS CERTI	99,771.00	-9,389.00	90,382.00	45,931.21	.00	44,450.79	50.8%
519800 SUB TEACHERS NON-CERTIFIE	99,771.00	69,391.00	169,162.00	123,730.92	.00	45,431.08	73.1%
520100 SOCIAL SECURITY	200,838.00	13,614.59	214,452.59	99,607.40	.00	114,845.19	46.4%
520400 STATE RETIREMENT	346,868.00	1,284.38	348,152.38	150,456.02	.00	197,696.36	43.2%
520600 LIFE INSURANCE	2,975.00	59.00	3,034.00	1,348.07	.00	1,685.93	44.4%
520700 MEDICAL INSURANCE	478,411.00	-6,330.00	472,081.00	322,645.21	.00	149,435.79	68.3%
521200 EMPLOYER MEDICARE	46,971.00	24,841.35	71,812.35	23,678.72	.00	48,133.63	33.0%
539900 OTHER CONTRACTED SERVICES	6,000.00	774.29	6,774.29	2,567.70	1,665.00	2,541.59	62.5%
542900 INSTRUCTIONAL SUPP & MATE	170,165.00	284,072.36	454,237.36	303,389.31	40,923.12	109,924.93	75.8%
544900 TEXTBOOKS - BOUND	5,000.00	10,000.00	15,000.00	1,177.59	.00	13,822.41	7.9%
547100 SOFTWARE	.00	460.00	460.00	460.00	.00	.00	100.0%
549900 OTHER SUPPLIES AND MATERI	19,000.00	1,000.00	20,000.00	612.63	.00	19,387.37	3.1%
559900 OTHER CHARGES	5,894.00	11,906.00	17,800.00	14,151.90	.00	3,648.10	79.5%
572200 REGULAR INSTRUCTION EQUIP	156,369.00	-91,531.61	64,837.39	59,856.33	1,974.12	3,006.94	95.4%
TOTAL REGULAR INSTRUCTION PROG	4,677,802.00	179,077.09	4,856,879.09	2,703,917.80	44,562.24	2,108,399.05	56.6%
71200 SPECIAL EDUCATION PROGRAM							
511600 TEACHERS	238,626.00	28,500.00	267,126.00	157,890.57	.00	109,235.43	59.1%
516300 EDUCATIONAL ASSISTANTS	2,026,493.00	-45,000.00	1,981,493.00	1,490,376.91	.00	491,116.09	75.2%
517100 SPEECH THERAPISTS	63,260.00	5.00	63,265.00	36,904.54	.00	26,360.46	58.3%
518900 OTHER SALARIES & WAGES	.00	2,000.00	2,000.00	.00	.00	2,000.00	.0%
519500 SUBSTITUTE TEACHERS CERTI	28,000.00	.00	28,000.00	724.76	.00	27,275.24	2.6%
519800 SUB TEACHERS NON-CERTIFIE	22,800.00	.00	22,800.00	2,678.45	.00	20,121.55	11.7%
520100 SOCIAL SECURITY	147,509.19	-9,876.00	137,633.19	94,891.26	.00	42,741.93	68.9%
520400 STATE RETIREMENT	293,532.00	-31,137.00	262,395.00	179,942.08	.00	82,452.92	68.6%
520600 LIFE INSURANCE	4,812.00	-1,000.00	3,812.00	2,806.70	.00	1,005.30	73.6%
520700 MEDICAL INSURANCE	525,861.00	70,000.00	595,861.00	464,624.67	.00	131,236.33	78.0%
521200 EMPLOYER MEDICARE	34,499.00	-1,971.00	32,528.00	22,193.80	.00	10,334.20	68.2%
531000 CONTRACTS W/PUBLIC AGENCI	96,900.00	-95,900.00	1,000.00	350.00	200.00	450.00	55.0%
531200 CONTRACTS W/ PRIVATE AGEN	.00	223,395.45	223,395.45	110,151.50	106,231.00	7,012.95	96.9%
539900 OTHER CONTRACTED SERVICES	32,000.00	-14,005.00	17,995.00	3,315.00	560.00	14,120.00	21.5%

04/30/2019 16:10
MUNISReports

CLARKSVILLE-MONTGOMERY CO. SCHOOL SYSTEM
YTD BUDGET REPORT 03-31-19 EXPENSES

P 16
glytdbud

FOR 2019 09

ACCOUNTS FOR: 142 SCHOOL FEDERAL PROJECTS	ORIGINAL APPROP	TRANFRS/ ADJSTMTS	REVISED BUDGET	YTD EXPENDED	ENCUMBRANCES	AVAILABLE BUDGET	PCT USED
542900 INSTRUCTIONAL SUPP & MATE	41,500.00	-12,473.45	29,026.55	7,247.76	500.00	21,278.79	26.7%
549900 OTHER SUPPLIES AND MATERI	51,663.00	15,386.88	67,049.88	21,842.92	1,376.74	43,830.22	34.6%
559900 OTHER CHARGES	1,000.00	3,000.00	4,000.00	1,348.95	314.87	2,336.18	41.6%
572500 SPECIAL EDUCATION EQUIPME	26,000.00	12,000.00	38,000.00	16,772.27	166.95	21,060.78	44.6%
TOTAL SPECIAL EDUCATION PROGRA	3,634,455.19	142,924.88	3,777,380.07	2,614,062.14	109,349.56	1,053,968.37	72.1%
<u>71300 VOCATIONAL EDUCATION PROGRAM</u>							
533600 MAINT/REPAIR SRVCS- EQUIP	500.00	250.00	750.00	.00	.00	750.00	.0%
542900 INSTRUCTIONAL SUPP & MATE	15,000.00	5,000.00	20,000.00	19,437.53	.00	562.47	97.2%
549900 OTHER SUPPLIES AND MATERI	.00	12,000.00	12,000.00	.00	.00	12,000.00	.0%
559900 OTHER CHARGES	3,000.00	-1,500.00	1,500.00	1,500.00	.00	.00	100.0%
573000 VOCATIONAL INSTRUCTION EQ	211,097.00	27,386.27	238,483.27	104,081.29	114,165.00	20,236.98	91.5%
TOTAL VOCATIONAL EDUCATION PRO	229,597.00	43,136.27	272,733.27	125,018.82	114,165.00	33,549.45	87.7%
<u>72120 HEALTH SERVICES</u>							
510500 SUPERVISOR/DIRECTOR	55,272.00	.00	55,272.00	40,532.55	.00	14,739.45	73.3%
520100 SOCIAL SECURITY	3,427.00	.00	3,427.00	2,298.40	.00	1,128.60	67.1%
520400 STATE RETIREMENT	7,108.00	.00	7,108.00	5,212.45	.00	1,895.55	73.3%
520600 LIFE INSURANCE	40.00	.00	40.00	24.96	.00	15.04	62.4%
520700 MEDICAL INSURANCE	16,060.00	.00	16,060.00	12,847.52	.00	3,212.48	80.0%
521200 EMPLOYER MEDICARE	801.00	.00	801.00	537.54	.00	263.46	67.1%
535500 TRAVEL	500.00	.00	500.00	207.74	.00	292.26	41.5%
549900 OTHER SUPPLIES AND MATERI	1,000.00	.00	1,000.00	60.33	.00	939.67	6.0%
552400 IN SERVICE/STAFF DEVELOPM	4,800.00	.00	4,800.00	2,728.48	.00	2,071.52	56.8%
559900 OTHER CHARGES	2,000.00	.00	2,000.00	.00	.00	2,000.00	.0%
573500 HEALTH EQUIPMENT	63,992.00	.00	63,992.00	59,807.55	.00	4,184.45	93.5%
TOTAL HEALTH SERVICES	155,000.00	.00	155,000.00	124,257.52	.00	30,742.48	80.2%
<u>72130 OTHER STUDENT SUPPORT</u>							
512300 GUIDANCE PERSONNEL	.00	66,799.00	66,799.00	39,799.00	.00	27,000.00	59.6%
513000 SOCIAL WORKERS	.00	25,002.00	25,002.00	9,375.60	.00	15,626.40	37.5%
516200 CLERICAL PERSONNEL	21,564.00	-214.00	21,350.00	9,659.84	.00	11,690.16	45.2%

FOR 2019 09

ACCOUNTS FOR: 142 SCHOOL FEDERAL PROJECTS	ORIGINAL APPROP	TRANFRS/ ADJUSTMTS	REVISED BUDGET	YTD EXPENDED	ENCUMBRANCES	AVAILABLE BUDGET	PCT USED
518900 OTHER SALARIES & WAGES	210,697.00	-166,571.00	44,126.00	26,432.00	.00	17,694.00	59.9%
520100 SOCIAL SECURITY	14,494.00	-6,136.00	8,358.00	4,731.82	.00	3,626.18	56.6%
520400 STATE RETIREMENT	25,452.00	-10,356.00	15,096.00	8,777.87	.00	6,318.13	58.1%
520600 LIFE INSURANCE	269.00	-116.00	153.00	75.99	.00	77.01	49.7%
520700 MEDICAL INSURANCE	67,628.00	-38,892.00	28,736.00	21,026.67	.00	7,709.33	73.2%
521200 EMPLOYER MEDICARE	3,390.00	-1,434.00	1,956.00	1,116.12	.00	839.88	57.1%
530700 COMMUNICATION	700.00	.00	700.00	697.11	.00	2.89	99.6%
530900 CONTRACTS W/ GOV AGENCIES	.00	86,072.00	86,072.00	.00	.00	86,072.00	.0%
535500 TRAVEL	61,000.00	7,683.00	68,683.00	6,072.58	.00	62,610.42	8.8%
539900 OTHER CONTRACTED SERVICES	45,235.00	-21,235.00	24,000.00	12,099.61	4,747.67	7,152.72	70.2%
549900 OTHER SUPPLIES AND MATERI	30,000.00	5,467.05	35,467.05	26,589.29	5,120.05	3,757.71	89.4%
552400 IN SERVICE/STAFF DEVELOPM	59,576.00	-14,365.00	45,211.00	39,331.64	.00	5,879.36	87.0%
559900 OTHER CHARGES	51,161.00	33,162.39	84,323.39	21,924.63	9,764.99	52,633.77	37.6%
572200 REGULAR INSTRUCTION EQUIP	5,912.00	-5,912.00	.00	.00	.00	.00	.0%
TOTAL OTHER STUDENT SUPPORT	597,078.00	-41,045.56	556,032.44	227,709.77	19,632.71	308,689.96	44.5%
72210 REGULAR INSTRUCTION SUPPORT							
510500 SUPERVISOR/DIRECTOR	227,006.00	-5,130.64	221,875.36	163,705.91	.00	58,169.45	73.8%
514000 SALARY SUPPLEMENTS	282,589.00	7,049.62	289,638.62	46,650.00	.00	242,988.62	16.1%
516100 SECRETARY(S)	19,097.00	-1,252.26	17,844.74	14,503.21	.00	3,341.53	81.3%
516800 TEMPORARY PERSONNEL	.00	1,120.00	1,120.00	2,100.00	.00	-980.00	187.5%
518900 OTHER SALARIES & WAGES	2,621,503.00	544,222.83	3,165,725.83	1,667,590.12	.00	1,498,135.71	52.7%
520100 SOCIAL SECURITY	195,311.00	22,798.72	218,109.72	112,365.25	.00	105,744.47	51.5%
520400 STATE RETIREMENT	300,574.00	73,079.92	373,653.92	195,855.31	.00	177,798.61	52.4%
520600 LIFE INSURANCE	2,777.00	118.50	2,895.50	1,385.46	.00	1,510.04	47.8%
520700 MEDICAL INSURANCE	489,326.00	12,398.55	501,724.55	347,239.67	.00	154,484.88	69.2%
521200 EMPLOYER MEDICARE	45,679.00	4,059.38	49,738.38	26,309.38	.00	23,429.00	52.9%
530700 COMMUNICATION	.00	3,186.04	3,186.04	.00	.00	3,186.04	.0%
530800 CONSULTANTS	20,873.00	42,477.00	63,350.00	1,350.00	.00	62,000.00	2.1%
534800 POSTAL CHARGES	.00	1.00	1.00	.00	.00	1.00	.0%
535500 TRAVEL	5,000.00	6,000.00	11,000.00	92.51	.00	10,907.49	.8%
539900 OTHER CONTRACTED SERVICES	284,809.00	867,370.85	1,152,179.85	424,632.42	320,981.66	406,565.77	64.7%
542200 FOOD SUPPLIES	.00	2,880.00	2,880.00	.00	.00	2,880.00	.0%
543200 LIBRARY BOOKS/MEDIA	10,000.00	-10,000.00	.00	.00	.00	.00	.0%
543700 PERIODICALS	1,500.00	1,036.00	2,536.00	536.00	.00	2,000.00	21.1%
549900 OTHER SUPPLIES AND MATERI	22,189.00	36,330.55	58,519.55	17,419.02	992.48	40,108.05	31.5%
552400 IN SERVICE/STAFF DEVELOPM	190,502.00	188,752.24	379,254.24	142,218.02	14,765.59	222,270.63	41.4%
559900 OTHER CHARGES	512,044.00	-511,844.00	200.00	200.00	.00	.00	100.0%
579000 OTHER EQUIPMENT	77,077.00	475,066.48	552,143.48	225,735.16	50,263.13	276,145.19	50.0%
TOTAL REGULAR INSTRUCTION SUPP	5,307,856.00	1,759,720.78	7,067,576.78	3,389,887.44	387,002.86	3,290,686.48	53.4%

FOR 2019 09

ACCOUNTS FOR: 142 SCHOOL FEDERAL PROJECTS	ORIGINAL APPROP	TRANFRS/ ADJSTMTS	REVISED BUDGET	YTD EXPENDED	ENCUMBRANCES	AVAILABLE BUDGET	PCT USED
72220 SPECIAL EDUCATION SUPPORT							
512400 PSYCHOLOGICAL PERSONNEL	480,732.00	54,000.00	534,732.00	401,878.50	.00	132,853.50	75.2%
516100 SECRETARY(S)	46,406.00	.00	46,406.00	35,696.07	.00	10,709.93	76.9%
518900 OTHER SALARIES & WAGES	799,411.00	7,282.76	806,693.76	476,589.81	.00	330,103.95	59.1%
520100 SOCIAL SECURITY	82,246.21	-3,005.00	79,241.21	54,604.97	.00	24,636.24	68.9%
520400 STATE RETIREMENT	140,995.00	-6,024.00	134,971.00	89,535.44	.00	45,435.56	66.3%
520600 LIFE INSURANCE	808.00	1.00	809.00	565.87	.00	243.13	69.9%
520700 MEDICAL INSURANCE	176,127.00	19,000.00	195,127.00	143,596.33	.00	51,530.67	73.6%
521200 EMPLOYER MEDICARE	19,235.00	-574.89	18,660.11	12,770.48	.00	5,889.63	68.4%
534800 POSTAL CHARGES	100.00	.00	100.00	.00	.00	100.00	.0%
535500 TRAVEL	3,500.00	700.00	4,200.00	661.57	.00	3,538.43	15.8%
539900 OTHER CONTRACTED SERVICES	35,000.00	-25,000.00	10,000.00	.00	.00	10,000.00	.0%
549900 OTHER SUPPLIES AND MATERI	7,846.00	18,186.10	26,032.10	21,919.37	433.20	3,679.53	85.9%
552400 IN SERVICE/STAFF DEVELOPM	10,500.00	15,758.12	26,258.12	11,308.13	12,500.00	2,449.99	90.7%
559900 OTHER CHARGES	314,000.00	-313,275.00	725.00	392.00	98.00	235.00	67.6%
579000 OTHER EQUIPMENT	5,000.00	-5,000.00	.00	.00	.00	.00	.0%
TOTAL SPECIAL EDUCATION SUPPOR	2,121,906.21	-237,950.91	1,883,955.30	1,249,518.54	13,031.20	621,405.56	67.0%
72230 VOCATIONAL EDUCATION SUPPORT							
535500 TRAVEL	500.00	-300.00	200.00	218.00	.00	-18.00	109.0%
552400 IN SERVICE/STAFF DEVELOPM	4,500.00	.00	4,500.00	2,904.62	.00	1,595.38	64.5%
TOTAL VOCATIONAL EDUCATION SUP	5,000.00	-300.00	4,700.00	3,122.62	.00	1,577.38	66.4%
72710 TRANSPORTATION							
514600 BUS DRIVERS	695,046.00	29,500.00	724,546.00	689,318.30	.00	35,227.70	95.1%
518900 OTHER SALARIES & WAGES	524,336.00	.00	524,336.00	524,336.00	.00	.00	100.0%
520100 SOCIAL SECURITY	43,093.00	1,829.00	44,922.00	42,665.03	.00	2,256.97	95.0%
520400 STATE RETIREMENT	89,383.00	3,798.45	93,181.45	87,341.05	.00	5,840.40	93.7%
521200 EMPLOYER MEDICARE	740.00	427.50	1,167.50	639.41	.00	528.09	54.8%
531300 CONTRACTS W/ PARENTS	1,500.00	500.00	2,000.00	1,011.16	.00	988.84	50.6%
539900 OTHER CONTRACTED SERVICES	.00	7,884.27	7,884.27	3,308.47	.00	4,575.80	42.0%
559900 OTHER CHARGES	5,500.00	12,000.00	17,500.00	1,157.20	.00	16,342.80	6.6%
TOTAL TRANSPORTATION	1,359,598.00	55,939.22	1,415,537.22	1,349,776.62	.00	65,760.60	95.4%

04/30/2019 16:10 | CLARKSVILLE-MONTGOMERY CO. SCHOOL SYSTEM
MUNISReports | YTD BUDGET REPORT 03-31-19 EXPENSES

| P 19
| glytdbud

FOR 2019 09

ACCOUNTS FOR: 142 SCHOOL FEDERAL PROJECTS	ORIGINAL APPROP	TRANFRS/ ADJSTMTS	REVISED BUDGET	YTD EXPENDED	ENCUMBRANCES	AVAILABLE BUDGET	PCT USED
99100 TRANSFERS OUT							
550400 INDIRECT COST	862,451.60	193,607.86	1,056,059.46	.00	.00	1,056,059.46	.0%
559000 TRANSFERS TO OTHER FUNDS	1,000,000.00	.00	1,000,000.00	.00	.00	1,000,000.00	.0%
TOTAL TRANSFERS OUT	1,862,451.60	193,607.86	2,056,059.46	.00	.00	2,056,059.46	.0%
TOTAL SCHOOL FEDERAL PROJECTS	19,950,744.00	2,095,109.63	22,045,853.63	11,787,271.27	687,743.57	9,570,838.79	56.6%

**Child Nutrition Fund
Balance Sheet
For the Period Ending
March 31, 2019**

Assets:		
Petty Cash	2,990.00	
Cash in Bank	2,554,799.48	
Cash on Deposit w/Trustee	1,211,638.31	
Accounts Receivable	-	
Bad Checks Receivable	1,015.75	
Due From Other Governments	-	
Due From Other Funds	377,272.54	
Child Nutrition Inventory	260,070.32	
Total Assets		4,407,786.40
Estimated Revenues		
Estimated Revenues	18,142,405.00	
Less Revenues Rec'd to Date	(7,237,179.66)	
Estimated Revenues not Received		10,905,225.34
Total Debits		15,313,011.74
Liabilities:		
Accounts Payable	-	
Payroll Deductions	145,638.30	
Due to Other Funds	152,142.48	
Customer Deposits Payable	2,596,947.58	
Total Liabilities		2,894,728.36
Appropriations		
From Estimated Revenues	18,142,405.00	
From Estimated Reserves	1,539,751.00	
Total Appropriations		19,682,156.00
Less Expenditures	(13,017,650.21)	
Less Encumbrances	(2,054,588.09)	
Total Expenditures & Encumbrances		(15,072,238.30)
Unencumbered Budget Balance		4,609,917.70
Reserves:		
Reserve for Encumbrances - Current Year	2,054,588.09	
Reserve for Encumbrances - Prior Year	179,540.00	
Non-Spendable - Inventory	348,819.38	
Restricted for Oper Non-Inst Serv 6/30/18	6,765,169.21	
Less Appropriations	(1,539,751.00)	
Plus Adjustments		
Estimated Reserve 6/30/19		5,225,418.21
Total Reserves		7,808,365.68
Total Credits		15,313,011.74

**Child Nutrition Fund Trustee Account
Cash Reconciliation
March 31, 2019**

Cash on Deposit with Trustee	1,402,473.81	
Plus Receipts for Month	<u>1,283,235.94</u>	
Total Available Funds		2,685,709.75
Less Cash Disbursements:		
Warrants Issued	(964,294.70)	
Wire Transfers	(510,534.31)	
Trustee's Commission	<u>-</u>	
Total Cash Disbursements		(1,474,829.01)
Plus Voided Checks		<u>757.57</u>
Book Balance		1,211,638.31
Plus Outstanding Warrants		304,144.32
Plus Wire Transfers In Transit		-
Less Adjustments between Funds		<u>(7,305.38)</u>
 Trustee's Report Balance		 <u><u>1,508,477.25</u></u>

**Child Nutrition Bank Account
Cash Reconciliation
March 31, 2019**

Cash on Deposit in Bank		3,936,627.36	
Plus Receipts for:			
Sale of Lunches	148,820.25		
Parent On Line	376,999.47		
Returned Checks Re-Deposited	35.00		
Returned Checks Rebates	4.00		
Returned Checks Fees	-		
Charges Paid	-		
Return of Change Fund	-		
Total Receipts		<u>525,858.72</u>	
Total Available Cash			4,462,486.08
Less Cash Disbursements:			
Warrants Issued	(1,907,588.35)		
Bad Checks Returned	(98.25)		
Service Charge	-		
Total Cash Disbursements		<u>(1,907,686.60)</u>	
Book Balance			2,554,799.48
Plus Outstanding Checks			1,907,588.35
Less Correction by Bank (Posting Error)			-
Less Change Funds (To be Deposited)			-
Less Deposits in Transit			<u>-</u>
Bank Balance			<u><u>4,462,387.83</u></u>

FOR 2019 09

ACCOUNTS FOR:	ORIGINAL	ESTIM REV	REVISED	ACTUAL YTD	REMAINING	PCT
143 CHILD NUTRITION	ESTIM REV	ADJSTMTS	EST REV	REVENUE	REVENUE	COLL
<u>73100 FOOD SERVICE</u>						
43521 LUNCH PAYMENTS-CHILDREN	3,315,381.00	.00	3,315,381.00	.00	3,315,381.00	.0%
43522 LUNCH PAYMENTS-ADULTS	167,474.00	.00	167,474.00	.00	167,474.00	.0%
43523 INCOME FROM BREAKFAST	160,749.00	.00	160,749.00	.00	160,749.00	.0%
43525 A LA CARTE SALES	1,257,355.00	.00	1,257,355.00	.00	1,257,355.00	.0%
43990 OTHER CHARGES FOR SERVICES	20,409.00	.00	20,409.00	8,576.70	11,832.30	42.0%
44110 INTEREST EARNED	7,631.00	.00	7,631.00	27,421.69	-19,790.69	359.3%
44130 SALE OF MATERIALS & SUPPLI	38,933.00	.00	38,933.00	28,686.63	10,246.37	73.7%
44170 MISCELLANEOUS REFUNDS	509.00	.00	509.00	42.00	467.00	8.3%
44330 SALE OF EQUIPMENT	10,000.00	.00	10,000.00	20,710.97	-10,710.97	207.1%
44570 CONTRIB & GIFTS	.00	.00	.00	1.91	-1.91	100.0%
46520 SCHOOL FOOD SERVICE	144,279.00	.00	144,279.00	153,431.36	-9,152.36	106.3%
47111 SECTION 4-LUNCH	8,498,976.00	.00	8,498,976.00	4,950,830.06	3,548,145.94	58.3%
47112 USDA - COMMODITIES	1,187,896.00	.00	1,187,896.00	.00	1,187,896.00	.0%
47113 BREAKFAST	3,332,813.00	.00	3,332,813.00	2,036,530.94	1,296,282.06	61.1%
47114 USDA - OTHER	.00	.00	.00	10,947.40	-10,947.40	100.0%
TOTAL FOOD SERVICE	18,142,405.00	.00	18,142,405.00	7,237,179.66	10,905,225.34	39.9%
TOTAL CHILD NUTRITION	18,142,405.00	.00	18,142,405.00	7,237,179.66	10,905,225.34	39.9%

FOR 2019 09

ACCOUNTS FOR: 143 CHILD NUTRITION	ORIGINAL APPROP	TRANFRS/ ADJSTMTS	REVISED BUDGET	YTD EXPENDED	ENCUMBRANCES	AVAILABLE BUDGET	PCT USED
73100 FOOD SERVICE							
510500 SUPERVISOR/DIRECTOR	117,082.00	.00	117,082.00	184,171.66	.00	-67,089.66	157.3%
514000 SALARY SUPPLEMENTS	42,000.00	.00	42,000.00	.00	.00	42,000.00	.0%
514700 TRUCK DRIVERS	139,403.00	.00	139,403.00	88,520.49	.00	50,882.51	63.5%
516100 SECRETARY(S)	148,357.00	.00	148,357.00	108,228.84	.00	40,128.16	73.0%
516500 CAFETERIA PERSONNEL	4,356,181.00	.00	4,356,181.00	3,042,789.08	.00	1,313,391.92	69.8%
516600 CUSTODIAL PERSONNEL	243,630.00	.00	243,630.00	176,795.58	.00	66,834.42	72.6%
518700 OVERTIME PAY	60,000.00	.00	60,000.00	31,150.60	.00	28,849.40	51.9%
518900 OTHER SALARIES & WAGES	611,031.00	.00	611,031.00	410,038.55	.00	200,992.45	67.1%
520100 SOCIAL SECURITY	354,496.00	.00	354,496.00	230,338.27	.00	124,157.73	65.0%
520400 STATE RETIREMENT	735,294.00	-23,493.00	711,801.00	471,444.20	.00	240,356.80	66.2%
520600 LIFE INSURANCE	8,904.00	.00	8,904.00	5,670.76	.00	3,233.24	63.7%
520700 MEDICAL INSURANCE	1,489,329.00	.00	1,489,329.00	1,199,810.40	.00	289,518.60	80.6%
521200 EMPLOYER MEDICARE	82,907.00	.00	82,907.00	53,943.40	.00	28,963.60	65.1%
521700 RETIREMENT-HYBRID STABILI	.00	23,493.00	23,493.00	18,195.00	.00	5,298.00	77.4%
530600 BANK CHARGES	1,097.00	.00	1,097.00	273.32	.00	823.68	24.9%
530700 COMMUNICATION	5,488.00	1,285.00	6,773.00	6,772.06	.00	.94	100.0%
532000 DUES AND MEMBERSHIPS	12,935.00	.00	12,935.00	11,559.00	.00	1,376.00	89.4%
532900 LAUNDRY SERVICE	65,000.00	5,000.00	70,000.00	46,889.99	23,040.01	70.00	99.9%
533300 LICENSES	3,100.00	.00	3,100.00	3,040.00	.00	60.00	98.1%
533800 MAINT/REPAIR SRVCS- VEHIC	1,000.00	.00	1,000.00	.00	.00	1,000.00	.0%
534900 PRINTING, STATIONERY AND	1,000.00	.00	1,000.00	.00	.00	1,000.00	.0%
535500 TRAVEL	10,592.00	.00	10,592.00	7,976.95	.00	2,615.05	75.3%
539900 OTHER CONTRACTED SERVICES	387,848.00	714,152.00	1,102,000.00	632,063.72	449,989.36	19,946.92	98.2%
541800 EQUIPMENT AND MACHINERY P	170,166.00	.00	170,166.00	80,856.43	3,760.76	85,548.81	49.7%
542200 FOOD SUPPLIES	7,177,419.00	.00	7,177,419.00	5,163,244.80	1,361,017.76	653,156.44	90.9%
542500 GASOLINE	9,431.00	.00	9,431.00	7,911.18	.00	1,519.82	83.9%
543300 LUBRICANTS	400.00	.00	400.00	103.14	.00	296.86	25.8%
543500 OFFICE SUPPLIES	30,000.00	.00	30,000.00	21,409.50	1,814.68	6,775.82	77.4%
545000 TIRES AND TUBES	1,800.00	.00	1,800.00	208.38	.00	1,591.62	11.6%
545100 UNIFORMS	10,000.00	.00	10,000.00	3,642.53	.00	6,357.47	36.4%
545200 UTILITIES	342,000.00	.00	342,000.00	266,000.00	.00	76,000.00	77.8%
545300 VEHICLE PARTS	2,100.00	.00	2,100.00	2,646.50	.00	-546.50	126.0%
546900 USDA - COMMODITIES	1,187,896.00	.00	1,187,896.00	.00	.00	1,187,896.00	.0%
547100 SOFTWARE	25,000.00	.00	25,000.00	25,025.00	.00	-25.00	100.1%
549900 OTHER SUPPLIES AND MATERI	623,919.00	.00	623,919.00	530,147.82	162,460.92	-68,689.74	111.0%
551300 WORKER'S COMP INSURANCE	40,000.00	.00	40,000.00	5,146.28	.00	34,853.72	12.9%
552400 IN SERVICE/STAFF DEVELOPM	79,914.00	.00	79,914.00	16,126.37	2,256.00	61,531.63	23.0%
559900 OTHER CHARGES	.00	.00	.00	4,768.13	.00	-4,768.13	100.0%
570100 ADMINISTRATIVE EQUIPMENT	10,000.00	.00	10,000.00	10,640.19	.00	-640.19	106.4%
571000 FOOD SERVICE EQUIPMENT	375,000.00	.00	375,000.00	150,102.09	50,248.60	174,649.31	53.4%
TOTAL FOOD SERVICE	18,961,719.00	720,437.00	19,682,156.00	13,017,650.21	2,054,588.09	4,609,917.70	76.6%

04/30/2019 16:10
MUNISReports

CLARKSVILLE-MONTGOMERY CO. SCHOOL SYSTEM
YTD BUDGET REPORT 03-31-19 EXPENSES

P 21
glytdbud

FOR 2019 09

ACCOUNTS FOR: 143	ORIGINAL APPROP	TRANFRS/ ADJSTMTS	REVISED BUDGET	YTD EXPENDED	ENCUMBRANCES	AVAILABLE BUDGET	PCT USED
CHILD NUTRITION							
TOTAL CHILD NUTRITION	18,961,719.00	720,437.00	19,682,156.00	13,017,650.21	2,054,588.09	4,609,917.70	76.6%

**Transportation Fund
Balance Sheet
For the Period Ending
March 31, 2019**

Assets:		
Cash on Deposit w/Trustee	4,543,475.15	
Accounts Receivable	28,043.50	
Due From Other Funds	12,613.74	
Property Taxes Receivable	2,035,867.46	
Less Allowance for Uncollected Property Taxes	<u>(37,763.93)</u>	
Total Assets		6,582,235.92
Estimated Revenues	15,652,717.00	
Less Revenues Rec'd to Date	<u>(13,186,963.92)</u>	
Estimated Revenues not Received		2,465,753.08
Total Debits		<u>9,047,989.00</u>
Liabilities:		
Accounts Payable	-	
Payroll Deductions	132,089.94	
Due to Other Funds	946.46	
Due to Primary Government	5,820.00	
Deferred Revenue	<u>1,991,466.02</u>	
Total Liabilities		2,130,322.42
Appropriations		
From Estimated Revenues	15,652,717.00	
From Estimated Reserves	<u>972,895.00</u>	
Total Appropriations		16,625,612.00
Less Expenditures	<u>(10,713,516.80)</u>	
Less Encumbrances	<u>(1,684,045.53)</u>	
Total Expenditures & Encumbrances		<u>(12,397,562.33)</u>
Unencumbered Budget Balance		4,228,049.67
Fund Balance & Reserves:		
Reserve for Encumbrances-Current Year	1,684,045.53	
Reserve for Encumbrances-Prior Year	-	
Committed - Support Services 6/30/18	1,978,466.38	
Less Appropriations	<u>(972,895.00)</u>	
Plus Adjustments	-	
Estimated Reserve 6/30/19		<u>1,005,571.38</u>
Total Fund Balance & Reserves		<u>2,689,616.91</u>
Total Credits		<u>9,047,989.00</u>

**Transportation Fund
Cash Reconciliation
March 31, 2019**

Cash on Deposit with Trustee	4,276,390.76	
Plus Receipts for Month	<u>1,652,382.75</u>	
Total Available Funds		5,928,773.51
Less Cash Disbursements:		
Warrants Issued	(569,525.60)	
Wire Transfers	(814,008.22)	
Trustee's Commission	<u>(2,816.30)</u>	
Total Cash Disbursements		(1,386,350.12)
Plus Voided Checks		<u>1,051.76</u>
Book Balance		4,543,475.15
Plus Outstanding Warrants		160,281.29
Plus Wire Transfers in Transit		-
Plus Adjustments Between Funds		<u>5,817.38</u>
 Trustee's Report Balance		 <u><u>4,709,573.82</u></u>

FOR 2019 09

ACCOUNTS FOR: 144	TRANSPORTATION FUND	ORIGINAL ESTIM REV	ESTIM REV ADJSTMTS	REVISED EST REV	ACTUAL YTD REVENUE	REMAINING REVENUE	PCT COLL
<u>00000 NON CHARGE</u>							
40110	CURR PROP TAX	1,966,800.00	.00	1,966,800.00	1,999,517.47	-32,717.47	101.7%
40120	TRUSTEE'S COLLECTIONS-PRIO	60,000.00	.00	60,000.00	43,752.30	16,247.70	72.9%
40125	TRUSTEE'S COLLECTIONS-BANK	.00	.00	.00	1,840.03	-1,840.03	100.0%
40130	CIRCUIT CLERK	26,000.00	.00	26,000.00	13,804.26	12,195.74	53.1%
40140	INTEREST & PENALTY	15,000.00	.00	15,000.00	11,379.86	3,620.14	75.9%
40162	PYMTS IN LIEU OF TAXS-LOC	41,480.00	.00	41,480.00	46,166.82	-4,686.82	111.3%
40320	BANK EXCISE TAX	3,000.00	.00	3,000.00	9,915.73	-6,915.73	330.5%
44130	SALE OF MATERIALS & SUPPLI	2,500.00	.00	2,500.00	2,836.80	-336.80	113.5%
44145	SALE OF RECYCLED MATERIALS	3,200.00	.00	3,200.00	139.00	3,061.00	4.3%
44170	MISCELLANEOUS REFUNDS	9,000.00	.00	9,000.00	19,721.65	-10,721.65	219.1%
44560	DAMAGES RECOVERED FROM IND	1,000.00	.00	1,000.00	567.00	433.00	56.7%
46511	BASIC EDUCATION PROG	12,139,000.00	.00	12,139,000.00	9,711,200.00	2,427,800.00	80.0%
TOTAL NON CHARGE		14,266,980.00	.00	14,266,980.00	11,860,840.92	2,406,139.08	83.1%
<u>72000 SUPPORT SERVICES</u>							
44530	SALE OF EQUIPMENT	40,000.00	.00	40,000.00	34,986.00	5,014.00	87.5%
46980	OTHER STATE GRANTS	54,600.00	.00	54,600.00	.00	54,600.00	.0%
47143	EDUCATION OF THE HANDICAPP	1,291,137.00	.00	1,291,137.00	1,291,137.00	.00	100.0%
TOTAL SUPPORT SERVICES		1,385,737.00	.00	1,385,737.00	1,326,123.00	59,614.00	95.7%
TOTAL TRANSPORTATION FUND		15,652,717.00	.00	15,652,717.00	13,186,963.92	2,465,753.08	84.2%

FOR 2019 09

ACCOUNTS FOR: 144	TRANSPORTATION FUND	ORIGINAL APPROP	TRANFRS/ ADJSTMTS	REVISED BUDGET	YTD EXPENDED	ENCUMBRANCES	AVAILABLE BUDGET	PCT USED
72310 BOARD OF EDUCATION								
551000	TRUSTEE'S COMMISSION	43,000.00	.00	43,000.00	42,383.26	.00	616.74	98.6%
	TOTAL BOARD OF EDUCATION	43,000.00	.00	43,000.00	42,383.26	.00	616.74	98.6%
72710 TRANSPORTATION								
510500	SUPERVISOR/DIRECTOR	228,501.00	.00	228,501.00	171,375.03	.00	57,125.97	75.0%
514000	SALARY SUPPLEMENTS	220,000.00	.00	220,000.00	12,100.00	.00	207,900.00	5.5%
514200	MECHANIC(S)	785,283.00	.00	785,283.00	575,645.61	.00	209,637.39	73.3%
514600	BUS DRIVERS	5,357,891.00	.00	5,357,891.00	4,066,225.02	.00	1,291,665.98	75.9%
514800	DISPATCHERS/RADIO OPERATO	147,287.00	.00	147,287.00	102,031.80	.00	45,255.20	69.3%
516100	SECRETARY(S)	210,542.00	.00	210,542.00	141,813.95	.00	68,728.05	67.4%
516800	TEMPORARY PERSONNEL	274,716.00	.00	274,716.00	56,153.24	.00	218,562.76	20.4%
518700	OVERTIME PAY	18,600.00	50,000.00	68,600.00	81,643.38	.00	-13,043.38	119.0%
518900	OTHER SALARIES & WAGES	1,265,840.00	.00	1,265,840.00	992,294.98	.00	273,545.02	78.4%
520100	SOCIAL SECURITY	527,537.00	3,100.00	530,637.00	353,316.33	.00	177,320.67	66.6%
520400	STATE RETIREMENT	1,094,214.00	-34,032.00	1,060,182.00	697,756.00	.00	362,426.00	65.8%
520600	LIFE INSURANCE	13,558.00	.00	13,558.00	8,791.30	.00	4,766.70	64.8%
520700	MEDICAL INSURANCE	2,084,346.00	.00	2,084,346.00	1,679,224.47	.00	405,121.53	80.6%
521200	EMPLOYER MEDICARE	123,377.00	725.00	124,102.00	83,318.45	.00	40,783.55	67.1%
521700	RETIREMENT-HYBRID STABILI	.00	40,462.00	40,462.00	35,973.25	.00	4,488.75	88.9%
530700	COMMUNICATION	42,500.00	.00	42,500.00	36,625.00	5,225.00	650.00	98.5%
531300	CONTRACTS W/ PARENTS	2,500.00	.00	2,500.00	.00	.00	2,500.00	.0%
532000	DUES AND MEMBERSHIPS	2,000.00	.00	2,000.00	.00	.00	2,000.00	.0%
532900	LAUNDRY SERVICE	7,000.00	.00	7,000.00	3,745.11	3,254.89	.00	100.0%
533300	LICENSES	4,000.00	.00	4,000.00	2,807.30	.00	1,192.70	70.2%
533600	MAINT/REPAIR SRVCS- EQUIP	35,000.00	.00	35,000.00	17,770.72	.00	17,229.28	50.8%
533800	MAINT/REPAIR SRVCS- VEHIC	12,000.00	.00	12,000.00	1,192.94	.00	10,807.06	9.9%
534000	MEDICAL AND DENTAL SERVIC	50,000.00	.00	50,000.00	33,990.00	9,970.00	6,040.00	87.9%
535400	TRANSPORT.-OTHER THAN STU	195,800.00	.00	195,800.00	195,800.00	.00	.00	100.0%
539900	OTHER CONTRACTED SERVICES	78,000.00	.00	78,000.00	7,713.78	.00	70,286.22	9.9%
542200	FOOD SUPPLIES	1,935.00	.00	1,935.00	1,117.45	.00	817.55	57.7%
542300	FUEL OIL	129,000.00	.00	129,000.00	76,045.97	44,434.64	8,519.39	93.4%
542400	GARAGE SUPPLIES	7,350.00	.00	7,350.00	8,610.82	.00	-1,260.82	117.2%
542500	GASOLINE	1,121,000.00	.00	1,121,000.00	536,524.65	98,238.00	486,237.35	56.6%
543300	LUBRICANTS	30,000.00	.00	30,000.00	20,865.61	9,085.29	49.10	99.8%
543500	OFFICE SUPPLIES	17,500.00	.00	17,500.00	8,043.42	74.02	9,382.56	46.4%
545000	TIRES AND TUBES	130,000.00	.00	130,000.00	75,219.25	19,953.03	34,827.72	73.2%

FOR 2019 09

ACCOUNTS FOR: 144	TRANSPORTATION FUND	ORIGINAL APPROP	TRANFRS/ ADJSTMTS	REVISED BUDGET	YTD EXPENDED	ENCUMBRANCES	AVAILABLE BUDGET	PCT USED
545300	VEHICLE PARTS	400,000.00	.00	400,000.00	278,443.54	9,800.31	111,756.15	72.1%
549900	OTHER SUPPLIES AND MATERI	27,065.00	.00	27,065.00	16,698.89	3,501.30	6,864.81	74.6%
551100	VEHICLE AND EQUIP INSURAN	128,015.00	.00	128,015.00	147,416.00	.00	-19,401.00	115.2%
552400	IN SERVICE/STAFF DEVELOPM	30,000.00	.00	30,000.00	10,612.04	.00	19,387.96	35.4%
570800	COMMUNICATION EQUIPMENT	7,000.00	.00	7,000.00	6,749.33	.00	250.67	96.4%
572900	TRANSPORTATION EQUIPMENT	1,713,000.00	.00	1,713,000.00	127,478.91	1,480,509.05	105,012.04	93.9%
	TOTAL TRANSPORTATION	16,522,357.00	60,255.00	16,582,612.00	10,671,133.54	1,684,045.53	4,227,432.93	74.5%
	TOTAL TRANSPORTATION FUND	16,565,357.00	60,255.00	16,625,612.00	10,713,516.80	1,684,045.53	4,228,049.67	74.6%

**Extended School Programs Fund
Balance Sheet
For the Period Ending
March 31, 2019**

Assets:			
Cash on Deposit w/Trustee	175,593.42		
Accounts Receivable	-		
Due from Other Funds	-		
Total Assets			175,593.42
Estimated Revenues	230,000.00		
Less Revenues Rec'd to Date	(11,700.00)		
Estimated Revenues not Received			<u>218,300.00</u>
Total Debits			<u>393,893.42</u>
Liabilities:			
Accounts Payable	-		
Payroll Deductions	-		
Due to Other Funds	-		
Total Liabilities			-
Appropriations			
From Estimated Revenues	230,000.00		
From Estimated Reserves	30,481.00		
Total Appropriations		260,481.00	
Less Expenditures	(15,597.00)		
Less Encumbrances	(24,305.00)		
Total Expenditures & Encumbrances		<u>(39,902.00)</u>	
Unencumbered Budget Balance			220,579.00
Fund Balance & Reserves:			
Reserve for Encumbrances-Current Year	24,305.00		
Reserve for Encumbrances-Prior Year	-		
Committed for Education 6/30/18	179,490.42		
Less Appropriations	(30,481.00)		
Estimated Reserve 6/30/19		<u>149,009.42</u>	
Total Fund Balance & Reserves			<u>173,314.42</u>
Total Credits			<u>393,893.42</u>

**Extended School Programs Fund
Cash Reconciliation
March 31, 2019**

Cash on Deposit with Trustee	176,943.42	
Plus Receipts for Month	<u>2,500.00</u>	
Total Available Funds		179,443.42
Less Cash Disbursements:		
Warrants Issued	(3,850.00)	
Wire Transfers	-	
Trustee's Commission	<u>-</u>	
Total Cash Disbursements		(3,850.00)
Plus Voided Checks		<u>-</u>
Book Balance		175,593.42
Plus Outstanding Warrants		20.00
Plus Wire Transfers in Transit		-
Plus Adjustments Between Funds		<u>-</u>
Trustee's Report Balance		<u><u>175,613.42</u></u>

04/30/2019 16:14
MUNISReports

CLARKSVILLE-MONTGOMERY CO. SCHOOL SYSTEM
YTD BUDGET REPORT 03-31-19 REVENUES

P 6
glytdbud

FOR 2019 09

ACCOUNTS FOR:	ORIGINAL	ESTIM REV	REVISED	ACTUAL YTD	REMAINING	PCT
146 EXTENDED SCHOOL PROGRAM	ESTIM REV	ADJSTMTS	EST REV	REVENUE	REVENUE	COLL
71000 INSTRUCTION						
43513 TUITION-SUMMER SCHOOL	190,000.00	.00	190,000.00	.00	190,000.00	.0%
43517 TUITION OTHER - CR RECOVER	40,000.00	.00	40,000.00	11,700.00	28,300.00	29.3%
TOTAL INSTRUCTION	230,000.00	.00	230,000.00	11,700.00	218,300.00	5.1%
TOTAL EXTENDED SCHOOL PROGRAM	230,000.00	.00	230,000.00	11,700.00	218,300.00	5.1%

FOR 2019 09

ACCOUNTS FOR: 146 EXTENDED SCHOOL PROGRAM	ORIGINAL APPROP	TRANFRS/ ADJSTMTS	REVISED BUDGET	YTD EXPENDED	ENCUMBRANCES	AVAILABLE BUDGET	PCT USED
<u>71100 REGULAR INSTRUCTION PROGRAM</u>							
511600 TEACHERS	115,000.00	.00	115,000.00	.00	.00	115,000.00	.0%
516300 EDUCATIONAL ASSISTANTS	6,800.00	.00	6,800.00	.00	.00	6,800.00	.0%
520100 SOCIAL SECURITY	7,552.00	.00	7,552.00	.00	.00	7,552.00	.0%
520400 STATE RETIREMENT	12,904.00	.00	12,904.00	.00	.00	12,904.00	.0%
521200 EMPLOYER MEDICARE	1,767.00	.00	1,767.00	.00	.00	1,767.00	.0%
539900 OTHER CONTRACTED SERVICES	40,525.00	39,900.00	80,425.00	15,595.00	24,305.00	40,525.00	49.6%
TOTAL REGULAR INSTRUCTION PROG	184,548.00	39,900.00	224,448.00	15,595.00	24,305.00	184,548.00	17.8%
<u>72310 BOARD OF EDUCATION</u>							
551000 TRUSTEE'S COMMISSION	600.00	.00	600.00	2.00	.00	598.00	.3%
TOTAL BOARD OF EDUCATION	600.00	.00	600.00	2.00	.00	598.00	.3%
<u>72410 OFFICE OF THE PRINCIPAL</u>							
513900 ASSISTANT PRINCIPALS	30,000.00	.00	30,000.00	.00	.00	30,000.00	.0%
520100 SOCIAL SECURITY	1,860.00	.00	1,860.00	.00	.00	1,860.00	.0%
520400 STATE RETIREMENT	3,138.00	.00	3,138.00	.00	.00	3,138.00	.0%
521200 EMPLOYER MEDICARE	435.00	.00	435.00	.00	.00	435.00	.0%
TOTAL OFFICE OF THE PRINCIPAL	35,433.00	.00	35,433.00	.00	.00	35,433.00	.0%
TOTAL EXTENDED SCHOOL PROGRAM	220,581.00	39,900.00	260,481.00	15,597.00	24,305.00	220,579.00	15.3%

**Capital Projects Fund
Balance Sheet
For the Period Ending
March 31, 2019**

Assets:		
Cash on Deposit w/Trustee	1,097,690.12	
Accounts Receivable	-	
Due From Other Funds	-	
Due From Other Governments	-	
	<hr/>	
Total Assets		1,097,690.12
Estimated Revenues		
Estimated Revenues	17,550,860.45	
Less Revenues Rec'd to Date	(14,108,715.00)	
Estimated Revenues not Rec'd	<hr/>	3,442,145.45
Total Debits		4,539,835.57
<hr/>		
Liabilities:		
Accounts Payable	-	
Due to Other Funds	-	
	<hr/>	
Total Liabilities		-
Appropriations		
From Estimated Revenues	17,550,860.45	
From Estimated Reserves	456,454.92	
Total Appropriations	<hr/>	18,007,315.37
Less Expenditures	(13,467,539.80)	
Less Encumbrances	(2,049,658.67)	
Total Expenditures & Encumbrances	<hr/>	(15,517,198.47)
Unencumbered Budget Balance		2,490,116.90
Fund Balance & Reserves:		
Reserve for Encumbrances - Current Year	2,049,658.67	
Reserve for Encumbrances - Prior Year	-	
Restricted for Capital Projects 6/30/18	2,827,478.83	
Less Appropriations	(2,827,418.83)	
Less Adjustments	-	
Estimated Reserve 6/30/19	<hr/>	60.00
Total Fund Balance & Reserves		2,049,718.67
Total Credits		4,539,835.57

**Capital Projects Fund
Cash Reconciliation
March 31, 2019**

Cash on Deposit with Trustee	2,004,011.60	
Plus Receipts for Month	<u>-</u>	
Total Available Funds		2,004,011.60
Less Cash Disbursements:		
Warrants Issued	(906,321.48)	
Wire Transfers	-	
Trustee's Commission	<u>-</u>	
Total Cash Disbursements		(906,321.48)
Plus Voided Warrants		<u>-</u>
Book Balance		1,097,690.12
Plus Outstanding Warrants		583,590.70
Less Adjustments Between Funds		<u>-</u>
Trustee's Report Balance		<u><u>1,681,280.82</u></u>

FOR 2019 09

ACCOUNTS FOR: 177 EDUCATION CAPITAL PROJECTS	ORIGINAL ESTIM REV	ESTIM REV ADJSTMTS	REVISED EST REV	ACTUAL YTD REVENUE	REMAINING REVENUE	PCT COLL
00000 NON CHARGE						
49100 BONDS PROCEEDS	4,565,000.00	12,960,860.45	17,525,860.45	14,108,715.00	3,417,145.45	80.5%
49800 OPERATING TRANSFERS	.00	25,000.00	25,000.00	.00	25,000.00	.0%
TOTAL NON CHARGE	4,565,000.00	12,985,860.45	17,550,860.45	14,108,715.00	3,442,145.45	80.4%
TOTAL EDUCATION CAPITAL PROJEC	4,565,000.00	12,985,860.45	17,550,860.45	14,108,715.00	3,442,145.45	80.4%

04/30/2019 16:10
MUNISReports

CLARKSVILLE-MONTGOMERY CO. SCHOOL SYSTEM
YTD BUDGET REPORT 03-31-19 EXPENSES

P 25
glytdbud

FOR 2019 09

ACCOUNTS FOR:	ORIGINAL	TRANFRS/	REVISED	YTD EXPENDED	ENCUMBRANCES	AVAILABLE	PCT
177 EDUCATION CAPITAL PROJECTS	APPROP	ADJSTMTS	BUDGET			BUDGET	USED
91300 EDUCATION CAPITAL PROJECTS							
530400 ARCHITECTS	.00	125,550.08	125,550.08	87,494.87	19,498.49	18,556.72	85.2%
570700 BUILDING IMPROVEMENTS	4,065,000.00	11,845,488.29	15,910,488.29	12,371,515.53	1,712,401.34	1,826,571.42	88.5%
570900 DATA PROCESSING EQUIPMENT	.00	320,000.00	320,000.00	319,997.60	.00	2.40	100.0%
572000 PLANT OPERATION EQUIPMENT	.00	400,000.00	400,000.00	368,731.50	5,183.19	26,085.31	93.5%
572400 SITE DEVELOPMENT	500,000.00	560,892.21	1,060,892.21	216,077.38	301,860.13	542,954.70	48.8%
579900 OTHER CAPITAL OUTLAY	.00	190,384.79	190,384.79	103,722.92	10,715.52	75,946.35	60.1%
TOTAL EDUCATION CAPITAL PROJE	4,565,000.00	13,442,315.37	18,007,315.37	13,467,539.80	2,049,658.67	2,490,116.90	86.2%
TOTAL EDUCATION CAPITAL PROJE	4,565,000.00	13,442,315.37	18,007,315.37	13,467,539.80	2,049,658.67	2,490,116.90	86.2%

QUARTERLY CONSTRUCTION REPORT

CAPITAL IMPROVEMENT PROJECTS

Resolution Number and Date: 16-6-11 6/13/2016	Project Name: Northeast Middle – Skylight Replacement		Active Projects as of: JUN 1, 2019	Resolution Number and Date: 18-6-6 6/11/2018	Project Name: St. Bethlehem Elementary – ADA Front Entrance Ramp		Active Projects as of: JUN 1, 2019
Scheduled Completion Date: 7/15/2019	Designer: Lyle, Cook, Martin Architects, Inc. Contractor: Pride Concrete, LLC		Project #: C990	Scheduled Completion Date: 7/15/2019	Designer: Contractor: Pride Concrete, LLC		Project #: C125
Substantial Completion Date:	Total Project Budget Amount: \$19,000.00	Paid to date: \$0.00	Construction-Percent Complete: 5%	Substantial Completion Date:	Total Project Budget Amount: \$76,357.00	Paid to date: \$0.00	Construction-Percent Complete: 5%



Progress:

COMPLETE:

- Project Awarded
- Mobilization

ONGOING:


- Four Skylights will be replaced
- Interior drywall repairs and painting will be completed
- Scheduled for June 2019



Progress:

ONGOING:

- Construction dumpster has been placed on site
- Masonry demolition activities
- Concrete formwork will follow demolition activities



QUARTERLY CONSTRUCTION REPORT

CAPITAL IMPROVEMENT PROJECTS

Resolution Number and Date: 16-6-11 6/13/2016	Project Name: East Montgomery - Pod Reconfiguration		Active Projects as of: JUN 1, 2019	Resolution Number and Date: 18-6-6 6/11/2018	Project Name: Asphalt Paving Repairs – EMES, WES, KHS, RHS, NEHS, CSS, & Greenwood		Active Projects as of: JUN 1, 2019
Scheduled Completion Date: 7/6/2019	Designer: Powell Architecture Contractor: Providence Builders		Project #: C990	Scheduled Completion Date: 7/15/2019	Designer: Contractor: Sessions Paving Co.		Project #: C125
Substantial Completion Date:	Total Project Budget Amount: \$380,853.00	Paid to date: \$283,615.00	Construction-Percent Complete: 75%	Substantial Completion Date:	Total Project Budget Amount: \$352,048.58	Paid to date: \$170,938.68	Construction-Percent Complete: 50%

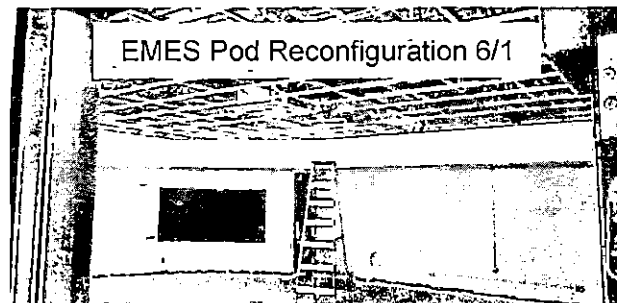
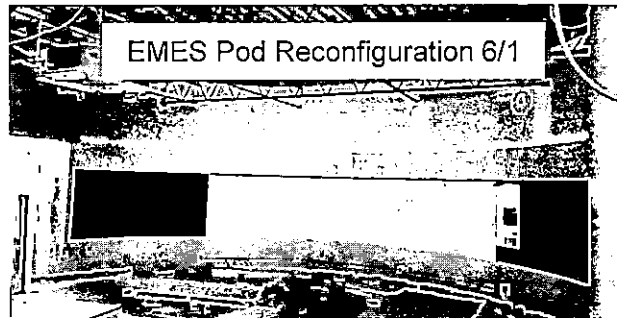
Progress:

COMPLETE:

- Demolition
- Framing
- Doors cut in
- Drywall finishing

ONGOING:

- Interior painting
- Ceiling grid installation
- Installation of doors & hardware
- VCT Floor covering being scheduled





Progress:

COMPLETE:

- Unsuitable asphalt & base milled and removed
- New base and asphalt patch and paving placed at multiple locations at Kenwood High School & Rossvie High School

ONGOING:

- Additional paving repairs ongoing at EMES, WES, NEHS, CS – South, & Greenwood



QUARTERLY CONSTRUCTION REPORT

CAPITAL IMPROVEMENT PROJECTS

Resolution Number and Date: 18-6-6 6/11/2018	Project Name: System-Wide – LED Retrofit and Replacement		Active Projects as of: JUN 1, 2019
Scheduled Completion Date: 6/28/2019	Designer: Contractor: Excel Energy Group, INC.		Project #: C125
Substantial Completion Date:	Total Project Budget Amount: \$2,071,373.00	Paid to date: \$1,504,211.00	Construction-Percent Complete: 73%

Progress:

COMPLETE:

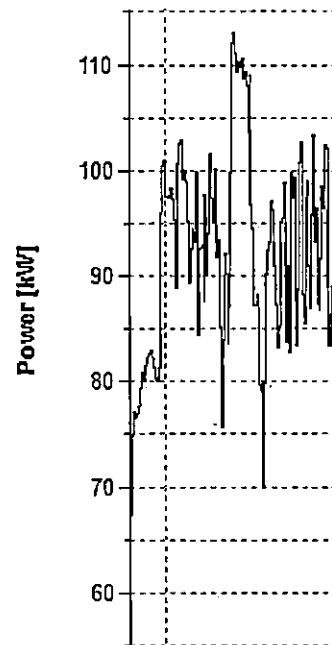
- 24 out of 30 schools completed
- 26,357 Fixtures changed

ONGOING:

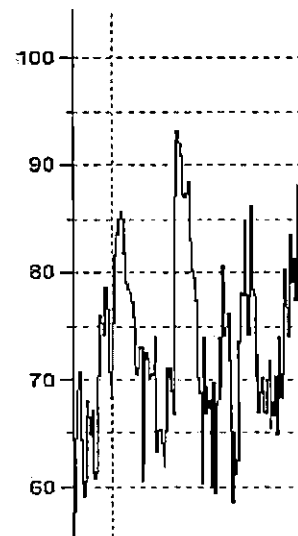
- Ringgold – 52 can lights
- Kenwood High – gym lights and 52 can lights
- Northwest High – 50%
- Rossvie Middle – 18%
- Richview Middle – 5%
- Clarksville High – 0%

FEB ENERGY DECREASE:



- Electricity - 587,182 kWh
- Demand - 1,247 kW
- Cost Savings = \$64,453



**Burt Elementary
13 February 2018
6:00am – 8:00am**







**Burt Elementary
13 February 2019
6:00am – 8:00am**



QUARTERLY CONSTRUCTION REPORT

GENERAL PURPOSE-LED FUNDED PROJECTS

	<p>Kenwood Middle School <u>Garage Door</u></p> <ul style="list-style-type: none"> •Contractor: Overhead Door •Description: Installed garage door •Project Amount: \$4,415 •Status: 100% Complete
	<p>St. Bethlehem Elementary <u>Library Carpet</u></p> <ul style="list-style-type: none"> •Contractor: Cunningham Acoustical •Description: Replace existing library carpet •Project Amount: \$12,989 •Status: 100% Complete
	<p>Learning Center <u>HVAC Units</u></p> <ul style="list-style-type: none"> •Contractor: CMCSS Maintenance Dept. •Description: HVAC Unit Replacement •Project Amount: \$6,783.00 •Status: Ordered (equipment only) from Dale Supply
	<p>New Providence Middle, Clarksville High, and Montgomery Central High <u>Back-up Generators</u></p> <ul style="list-style-type: none"> •Contractor: CMCSS Maintenance Dept. •Description: Generators for sump pumps •Project Amount: \$10,383.33 •Status: 75% Complete (Install)



**MONTGOMERY
COUNTY**
TENNESSEE

Montgomery County Government

Building and Codes Department

350 Pageant Lane Suite 309
Clarksville, TN 37040

Phone
931-648-5718

Fax
931-553-5121

Memorandum

TO: Jim Durrett, County Mayor
FROM: Rod Streeter, Building Commissioner *RS*
DATE: June 3, 2019
SUBJ: May 2019 PERMIT REVENUE REPORT

The number of permits issued in May 2019 is as follows: Building Permits 118, Grading Permits 4, Mechanical Permits 71, and Plumbing Permits 17 for a total of 210 permits.

The total cost of construction was \$17,952,509.00. The revenue is as follows: Building Permits \$70,874.40, Grading Permits \$2,895.00, Plumbing Permits \$1,700.00, Mechanical Permits: \$6,120.00 Plans Review \$6,090.00, BZA \$250.00, Re-Inspections \$1,050.00, Pre-Inspection \$0.00, Safety Inspection \$0.00, and Miscellaneous Fees \$0.00 the total revenue received in May 2019 was \$88,979.40.

FISCAL YEAR 2018/2019 TOTALS TO DATE:

NUMBER OF SINGLE FAMILY PERMITS:	665
COST OF CONSTRUCTION:	\$626,373,299.00
NUMBER OF BUILDING PERMITS:	1129
NUMBER OF PLUMBING PERMITS:	250
NUMBER OF MECHANICAL PERMITS:	879
NUMBER OF GRADING PERMITS:	27
BUILDING PERMITS REVENUE:	\$1,637,870.34
PLUMBING PERMIT REVENUE:	\$24,750.00
MECHANICAL PERMIT REVENUE:	\$96,309.00
GRADING PERMIT REVENUE:	\$19,703.00
RENEWAL FEES:	\$1,219.50
PLANS REVIEW FEES:	\$531,975.90
BZA FEES:	\$5,000.00
RE-INSPECTION FEES:	\$10,800.00
PRE-INSPECTION FEES:	\$0.00
SAFETY INSPECTION FEES:	\$0.00
MISCELLANEOUS FEES:	\$0.00
MISC REFUNDS	\$0.00
SWBA	\$0.00
TOTAL REVENUE:	\$2,326,408.24

MAY 2019 GROUND WATER PROTECTION

The number of septic applications received for May 2019 was 15 with total revenue received for the county was \$0.00 (State received \$9,865.00).

The lease agreement beginning on July 1, 2019-June 30, 2020 was agreed upon between the County and State.

FISCAL YEAR 2018/2019 TOTALS TO DATE:

NUMBER OF GROUND WATER APPLICATIONS (SEPTIC)	246
NUMBER OF SEPTIC TANK DISCLOSURE REQUEST	0
GROUND WATER PROTECTION (STATE: \$162,760.00)	\$0.00
TOTAL REVENUE:	\$2,326,408.24
RS/bf	

cc: Jim Durrett, County Mayor
Jeff Taylor, Accounts and Budgets
Kellie Jackson, County Clerk



**MONTGOMERY
COUNTY**
TENNESSEE

*Montgomery County Government
Building and Codes Department*

350 Pageant Lane Suite 309
Clarksville, TN 37040

Phone
931-648-5718

Fax
931-553-5121

Memorandum

TO: Jim Durrett, County Mayor
FROM: Rod Streeter, Building Commissioner *RS*
DATE: June 3, 2019
SUBJ: May 2019 ADEQUATE FACILITIES TAX REPORT

The total number of receipts issued in May 2019 is as follows: City 89 and County 72 for a total of 161.

There were 131 receipts issued on single-family dwellings, 14 receipts issued on multi-family dwellings with a total of 75 units, 9 receipts issued on condominiums with a total of 9 units, 0 receipts issued on townhouses. There was 1 exemption receipt issued.

The total taxes received for May 2019 was \$115,000.00

The total refunds issued for May 2019 was \$0.00.

Total Adequate Facilities Tax Revenue for May 2019 was \$115,000.00

FISCAL YEAR 2018/2019 TOTALS TO DATE:

TOTAL NUMBER OF Adequate Facilities Tax Receipts Issued:	City:	800
	County:	760
	Total:	1560
TOTAL REFUNDS:		\$0.00
TOTAL TAXES RECEIVED:		\$1,083,500.00

<u>NUMBER OF LOTS AND DWELLINGS ISSUED</u>	<u>CITY</u>	<u>COUNTY</u>	<u>TOTAL</u>
LOTS 5 ACRES OR MORE:	1	58	59
SINGLE-FAMILY DWELLINGS:	630	653	1283
MULTI-FAMILY DWELLINGS (101 Receipts):	510	122	632
CONDOMINIUMS: (78 Receipts)	60	18	78
TOWNHOUSES:	0	0	0
EXEMPTIONS: (19 Receipts)	5	14	19
REFUNDS ISSUED: (0 Receipt)	(0)	(0)	(0)

RS/bf

cc: Jim Durrett, County Mayor
Jeff Taylor, Accounts and Budgets
Kellie Jackson, County Clerk

Montgomery County, Tennessee
Office of Trustee
Monthly Financial Report
For the Month Ending 5/31/2019

ASSET		Beginning Balance	Debits	Credits	Ending Balance
999-11120	CASH ON HAND	1,300.00	14,201,921.16	14,201,921.16	1,300.00
999-11130-003	F & M BANK-TAX PAYMENTS	4,147,016.04	184,359.48	0.20	4,331,375.32
999-11130-006	PLANTERS BANK-MMA(TAX ACCOUNT)	21,900,800.64	1,535,790.65	19,077,224.48	4,359,366.81
999-11130-008	CUMBERLAND BK - TAX ACCOUNT	1,016,345.46	1,572.46	254.00	1,017,653.92
999-11130-022	PLANTERS BANK-OTHER CNTY GOVT CC	187,498.31	37,987.80	20,612.20	204,873.91
999-11130-025	LEGENDS BANK - BI-COUNTY FEES	10,000.00	402,424.61	402,424.61	10,000.00
999-11130-026	PLANTERS BANK - 209	52,989.74	4,983.40	278.10	57,695.04
999-11130-027	REGIONS - OPERATING	59,486,532.91	39,096,363.06	67,524,116.19	31,058,779.78
999-11130-028	REGIONS - MCG CLEARING	0.00	5,089,253.82	5,089,253.82	0.00
999-11130-029	REGIONS - SCHOOL CLEARING	0.00	10,209,065.76	10,209,065.76	0.00
999-11130-030	CMCSS CREDIT CARD ACCT	171,664.72	29,342.56	14,916.12	186,091.16
999-11300-001	PLANTERS BANK MMA-101	0.00	0.00	0.00	0.00
999-11300-002	PLANTERS BANK CD-101	0.00	0.00	0.00	0.00
999-11300-004	LEGENDS BANK - 207	7,139,545.43	413,230.61	0.00	7,552,776.04
999-11300-006	PLANTERS BANK-DEPOSIT ACCT	29,937,956.14	42,658,476.96	42,636,012.23	29,960,420.87
999-11300-011	SYNOVUS - SHARED CD - 101	14,801,171.58	19,885.45	0.00	14,821,057.01
999-11300-016	CAPSTAR BANK CDARS-101	101,173.84	30.75	0.00	101,204.59
999-11300-019	LOCAL GOVT INVESTMENT POOL 101	48,189.05	95.46	0.00	48,284.51
999-11300-026	BANK OF NASHVILLE / SYNOVUS	3,036,714.22	5,244,466.38	0.00	8,281,180.60
999-11300-027	CAPITAL BANK - CDARS	12,800,862.05	23,170.39	0.00	12,824,032.44
999-11300-028	REGIONS - CAPITAL PROJECTS	17,542,198.56	36,282.81	0.00	17,578,481.37
999-11300-029	REGIONS - GO PUBLIC IMPROVEMENT	2,716,353.78	5,618.28	0.00	2,721,972.06
999-11300-030	REGIONS - WORKER'S COMP	865,922.69	1,791.00	0.00	867,713.69
999-11300-035	REGIONS - E911	443,862.88	918.05	0.00	444,780.91
999-11300-036	REGIONS - EMS HANKOOK	0.00	0.00	0.00	0.00
999-11300-037	REGIONS - DEBT SERVICE	222,615.36	460.23	0.00	222,975.59
999-11300-038	REGIONS - UNEMPLOYMENT TRUST	119,357.47	246.87	0.00	119,604.34
999-11300-039	REGIONS - DTF	384.28	0.79	0.00	385.07
999-11300-040	HILLIARD LYONS	15,468,102.78	0.00	6,361,223.94	9,104,878.84
999-11300-041	2016A G.O. PUBLIC IMPROVEMENT BOND	19,345,004.53	33,554.42	0.00	19,378,558.95
999-11300-043	SHERIFF FEDERAL JUSTICE	44,741.40	92.54	0.00	44,833.94
999-11300-044	FIRST ADVANTAGE CD	0.00	3,000,000.00	0.00	3,000,000.00
999-11300-045	PLANTERS BANK - CDARS	0.00	5,000,000.00	0.00	5,000,000.00
999-11300-046	USBANK - ICS	0.00	41,000,000.00	20,500,000.00	20,500,000.00
999-11405	CHECKS WITH INSUFFICIENT FUNDS	0.00	0.00	0.00	0.00
999-11410	STATE OF TN TAX RELIEF CURR YR	9,914.00	3,035.00	6,117.00	6,832.00
999-11515	COUNTY TAX RELIEF	0.00		0.00	0.00
999-11890-CLEARIN	MORTGAGE CLEARING	0.00		0.00	0.00
		211,616,117.82	168,234,420.75	186,043,429.81	193,807,108.76

LIABILITY		<u>Beginning Balance</u>	<u>Debits</u>	<u>Credits</u>	<u>Ending Balance</u>
101-21353	PLANNING COMMISSION	0.00	0.00	0.00	0.00
101-21550	DUE TO LITIGANTS HEIRS AND OTHERS	0.00	0.00	0.00	0.00
999-20040	EXCESS LAND SALE PAYMENTS 2004	25,830.83	0.00	0.00	25,830.83
999-20120	EXCESS LAND SALE PAYMENTS 2012	399.21	0.00	3,590.31	3,989.52
999-20130	EXCESS LAND SALE PAYMENTS 2013	105,203.78	3,590.31	0.00	101,613.47
999-20140	EXCESS LAND SALE PAYMENTS 2014	53,396.02	0.00	0.00	53,396.02
999-22200	OVERPAYMENTS	8,134.17	465.63	913.71	8,582.25
999-24105	CREDIT CARD FEES	0.00	0.00	0.00	0.00
999-26500	STOP PAYMENTS	0.00	0.00	0.00	0.00
999-27700	TRUSTEE'S HOLDING ACCOUNT	0.00	0.00	20.00	20.00
999-28310	UNDISTRIBUTED TAXES	0.00	3,796.00	3,796.00	0.00
999-28900	FEE/COMMISSION ACCOUNT	119,927.47	119,765.61	145,161.30	145,323.16
101	COUNTY GENERAL FUND	41,990,250.80	7,203,467.55	4,420,792.29	39,207,575.54
122	DRUG CONTROL FUND	65,741.93	15,478.29	1,786.47	52,050.11
131	GENERAL ROAD FUND	6,931,658.10	811,361.15	486,208.75	6,606,505.70
141	GENERAL PURPOSE SCHOOL FUND	66,689,735.92	23,799,950.71	7,115,072.43	50,004,857.84
142	SCHOOL FEDERAL PROJECTS FUND	892,041.38	1,831,832.87	2,372,723.75	1,432,932.26
143	CHILD NUTRITION FUND	2,844,222.10	1,535,249.72	3,396,279.01	4,605,251.39
144	SCHOOL SYSTEM TRANS FUND	4,743,387.15	1,588,943.61	155,289.02	3,311,732.56
146	EXTENDED SCHOOL PROGRAM FUND	178,713.42	13,813.75	33,875.00	196,774.67
151	DEBT SERVICE FUND	28,217,643.93	153,632.21	989,307.77	29,053,319.49
171	CAPITAL PROJECTS FUND	23,218,456.24	843,212.51	465,772.05	22,841,015.78
177	EDU CAPITAL PROJECTS FUND	1,781,083.74	110,477.38	0.00	1,670,606.36
204	E911 COMMUNICATION DIST.	2,270,100.39	179,936.29	74,180.77	2,164,344.87
207	BI-COUNTY LANDFILL	5,586,456.51	1,203,194.08	1,266,455.09	5,649,717.52
209	LIBRARY FUND	731,481.24	191,495.07	12,622.37	552,607.54
263	SELF INSURANCE TRUST FUND	23,781,169.00	5,097,199.85	5,997,465.80	24,681,434.95
286	WORKERS' COMPENSATION	682,962.57	55,898.13	4,594.82	631,659.26
287	UNEMPLOYMENT COMPENSATION	38,274.84	1,612.70	2,514.38	39,176.52
351	CITY OF CLARKSVILLE - SALES TAX	0.00	1,655,819.73	1,655,819.73	0.00
362	MGC RAIL AUTHORITY	20,132.27	0.00	25.57	20,157.84
363	JUDICIAL DISTRICT DRUG FUND	394,686.15	5,350.39	15,960.79	405,306.55
364	DISTRICT ATTORNEY FUND	97,018.86	6,923.17	1,231.47	91,327.18
365	PORT AUTHORITY	50,000.00	0.00	0.00	50,000.00
		211,616,117.82	46,430,487.71	28,621,458.65	193,807,108.76

This report is submitted in accordance with requirements of section 5-8-505,
and/or 67-5-1902, Tennessee Code Annotated, and to the best of my knowledge,
information and belief accurately reflects transactions of this office for the year ended June 30, 2019.

K. B. Lee
Signature

6/7/19
Date

Director
Title

MONTGOMERY COUNTY TRUSTEE'S OFFICE											
INVESTMENTS - APRIL 2018 INTEREST REPORT											
FUND NAME	FUND	ACCOUNT	ACCOUNT NAME	INVESTMENT	INTEREST	TOTAL INVESTED	APRIL	Previous Rate	Maturity	INVESTMENT INFORMATION	
COUNTY GENERAL FUND	101	11130-001	PLANTERS BANK/STATE RECEIPTS	4,147,018.04	4,489.51	4,151,507.55	1.2%				
COUNTY GENERAL FUND	101	11130-002	PLANTERS BANK/STATE RECEIPTS	21,809,800.44	22,332.12	21,832,132.56	1.2%				
COUNTY GENERAL FUND	101	11130-008	CUW. BK. & TRUST/STATE RECEIPTS	1,016,345.48	1,044.46	1,017,389.97	1.2%				
UNIM. CONTINGENTS	101	11130-012	PLANTERS BANK/OTHER CREDIT CARD ACCT.	187,498.31	1.54	187,499.85	0.01				
CLARKSVILLE MD. CO. PUBLIC LIBRARY	209	11130-024	PLANTERS BANK/ LIBRARY	52,989.14	5.44	52,994.58	0.01				
COUNTY GENERAL FUND	101	11130-031	REGIONS BANK/STATE RECEIPTS	85,270,100.17	134,545.38	85,404,645.55	2.3%				
COUNTY GENERAL FUND	101	11130-036	PLANTERS BANK/STATE RECEIPTS	171,964.72	1.45	171,966.17	0.01				
COUNTY GENERAL FUND	101	11300-001	PLANTERS BANK/CO. BANK/STATE RECEIPTS		133.06		0.00		1/21/2018	15 x 10 month and 10 x 10 month	Regions Creating working list
PLANTERS BANK/STATE RECEIPTS	207	11300-004	LEGENDS BANK/ Business Reserve Money Market	7,159,545.43	13,327.31	7,152,862.74	1.7%				
COUNTY OPERATING ACCOUNT	ALL	11300-014	PLANTERS BANK/STATE RECEIPTS	29,937,056.14	31,861.14	29,968,917.28	2.74				
COUNTY GENERAL FUND	101	11300-017	REGIONS BANK/STATE RECEIPTS	14,861,171.58	19,833.43	14,881,005.01	2.0%				
COUNTY GENERAL FUND	101	11300-018	REGIONS BANK/STATE RECEIPTS	101,173.84	30.25	101,204.09	1.0				
COUNTY GENERAL FUND	101	11300-019	REGIONS BANK/STATE RECEIPTS	48,789.05	95.48	48,884.53	2.41				
COUNTY GENERAL FUND	101	11300-026	BANK OF NASHVILLE/STATE RECEIPTS	3,038,314.27	1,142.07	3,037,172.20	1.4%				
COUNTY GENERAL FUND	101	11300-027	POST TRANSFER/STATE RECEIPTS	12,890,842.05	23,145.28	12,874,007.44	2.0%				
CERT SERVICE FUND	101	11300-028	REGIONS BANK/ CAPITAL PROJECTS	16,732,250.28	41,950.91	16,784,201.19	2.5%				
CAPITAL PROJECTS	101	11300-029	REGIONS BANK/ CAPITAL PROJECTS	778,038.43		778,038.43	2.5%				
CAPITAL PROJECTS	101	11300-030	REGIONS BANK/ CAPITAL PROJECTS	2,729,894.32	6,489.48	2,716,352.78	2.3%				
ACRIMAN'S COMPENSATION	209	11300-038	REGIONS BANK/ STATE RECEIPTS	843,853.97	2,048.72	845,902.69	2.3%				
CERT SERVICE FUND	101	11300-039	REGIONS BANK/ STATE RECEIPTS	442,807.48	1,060.40	443,867.88	2.3%				
UNEMPLOYMENT TRUST FUND	101	11300-038	REGIONS BANK/ UNEMPLOYMENT TRUST	271,483.76	57.60	271,541.36	2.3%				
UNEMPLOYMENT TRUST FUND	101	11300-038	REGIONS BANK/ UNEMPLOYMENT TRUST	119,072.32	285.15	119,357.47	2.3%				
UNEMPLOYMENT TRUST FUND	101	11300-038	REGIONS BANK/ UNEMPLOYMENT TRUST	383.38	0.92	384.30	2.3%				
COUNTY GENERAL FUND	101	11300-040	WELLS FARGO/STATE RECEIPTS	15,466,102.78		15,466,102.78	2.3%				
DEBARO G.O. PUBLIC WFF BOND	101	11300-041	FRANKLIN TEMPLETON/ WFF BOND	18,345,004.93	13,554.42	18,318,558.95	2.8%				
DEBARO G.O. PUBLIC WFF BOND	101	11300-042	PECONIC BANK/ STATE RECEIPTS	44,034.51	108.86	44,143.37	2.3%				
DEBARO G.O. PUBLIC WFF BOND	101	11300-043	PECONIC BANK/ STATE RECEIPTS	117,676,116.36	1,195,192.36	117,675,924.00					
Montgomery County Trustee's Office											
Montgomery County Trustee's Office											
Montgomery County Trustee's Office											
Montgomery County Trustee's Office											
Montgomery County Trustee's Office											
Montgomery County Trustee's Office											
Montgomery County Trustee's Office											
Montgomery County Trustee's Office											
Montgomery County Trustee's Office											
Montgomery County Trustee's Office											
Montgomery County Trustee's Office											
Montgomery County Trustee's Office											
Montgomery County Trustee's Office											
Montgomery County Trustee's Office											
Montgomery County Trustee's Office											
Montgomery County Trustee's Office											
Montgomery County Trustee's Office											
Montgomery County Trustee's Office											
Montgomery County Trustee's Office											
Montgomery County Trustee's Office											
Montgomery County Trustee's Office											
Montgomery County Trustee's Office											
Montgomery County Trustee's Office											
Montgomery County Trustee's Office											
Montgomery County Trustee's Office											
Montgomery County Trustee's Office											
Montgomery County Trustee's Office											
Montgomery County Trustee's Office											
Montgomery County Trustee's Office											
Montgomery County Trustee's Office											
Montgomery County Trustee's Office											
Montgomery County Trustee's Office											
Montgomery County Trustee's Office											
Montgomery County Trustee's Office											
Montgomery County Trustee's Office											
Montgomery County Trustee's Office											
Montgomery County Trustee's Office											
Montgomery County Trustee's Office											
Montgomery County Trustee's Office											
Montgomery County Trustee's Office											
Montgomery County Trustee's Office											
Montgomery County Trustee's Office											
Montgomery County Trustee's Office											
Montgomery County Trustee's Office											
Montgomery County Trustee's Office											
Montgomery County Trustee's Office											
Montgomery County Trustee's Office											
Montgomery County Trustee's Office											
Montgomery County Trustee's Office											
Montgomery County Trustee's Office											
Montgomery County Trustee's Office											
Montgomery County Trustee's Office											
Montgomery County Trustee's Office											
Montgomery County Trustee's Office											
Montgomery County Trustee's Office											
Montgomery County Trustee's Office											
Montgomery County Trustee's Office											
Montgomery County Trustee's Office											
Montgomery County Trustee's Office											
Montgomery County Trustee's Office											
Montgomery County Trustee's Office											
Montgomery County Trustee's Office											
Montgomery County Trustee's Office											
Montgomery County Trustee's Office											
Montgomery County Trustee's Office											
Montgomery County Trustee's Office											
Montgomery County Trustee's Office											
Montgomery County Trustee's Office											
Montgomery County Trustee's Office											
Montgomery County Trustee's Office											
Montgomery County Trustee's Office											
Montgomery County Trustee's Office											
Montgomery County Trustee's Office											
Montgomery County Trustee's Office											
Montgomery County Trustee's Office											
Montgomery County Trustee's Office											
Montgomery County Trustee's Office											
Montgomery County Trustee's Office											
Montgomery County Trustee's Office											
Montgomery County Trustee's Office											
Montgomery County Trustee's Office											
Montgomery County Trustee's Office											
Montgomery County Trustee's Office											
Montgomery County Trustee's Office											
Montgomery County Trustee's Office											
Montgomery County Trustee's Office											
Montgomery County Trustee's Office											
Montgomery County Trustee's Office											
Montgomery County Trustee's Office											
Montgomery County Trustee's Office											
Montgomery County Trustee's Office											
Montgomery County Trustee's Office											
Montgomery County Trustee's Office											
Montgomery County Trustee's Office											
Montgomery											

Clarksville/Montgomery County Sales Tax Distribution Monthly Comparison Report

FY 2007-2008 Totals	\$	11,068,305.39	\$	31,260,284.87	\$	2,902,417.86	\$	45,231,008.12
FY 2008-2009 Totals	\$	11,282,434.89	\$	31,923,859.91	\$	2,964,819.92	\$	46,171,114.72
FY 2009-2010 Totals	\$	11,762,260.45	\$	33,293,704.75	\$	3,092,203.01	\$	48,148,168.21
FY 2010-2011 Totals	\$	12,160,832.28	\$	34,564,521.72	\$	3,212,146.92	\$	49,937,500.92
FY 2011-2012 Totals	\$	14,489,406.12	\$	40,622,715.82	\$	3,767,656.08	\$	58,879,778.02
FY 2012-2013 Totals	\$	13,594,753.04	\$	38,301,020.55	\$	3,554,853.25	\$	55,450,626.84
FY2013-2014 Totals	\$	13,814,065.84	\$	38,862,274.65	\$	3,606,181.55	\$	56,282,522.04
FY2014-2015 Totals	\$	14,467,222.96	\$	41,136,304.15	\$	3,823,093.99	\$	59,426,621.10
FY2015-2016 Totals	\$	16,056,308.82	\$	46,365,733.92	\$	155,485.95	\$	62,577,528.69
FY2016-2017 Totals	\$	16,672,053.56	\$	48,246,975.49	\$	166,878.05	\$	65,085,907.10
FY2017-2018 Totals	\$	17,637,260.05	\$	52,034,593.37	\$	228,877.29	\$	69,900,730.71

FY 2018-19 by Month	City of Clarksville	School Operations	School Debt Service	Total Monthly Sales Tax
July	\$ 1,475,956.07	\$ 4,398,771.87	\$ 21,485.47	\$ 5,896,213.41
August	\$ 1,592,663.84	\$ 4,738,723.20	\$ 22,770.10	\$ 6,354,157.14
September	\$ 1,525,068.63	\$ 4,613,939.96	\$ 25,821.38	\$ 6,164,829.97
October	\$ 1,618,993.93	\$ 4,885,032.73	\$ 26,723.83	\$ 6,530,750.49
November	\$ 1,574,840.28	\$ 4,784,872.74	\$ 27,735.32	\$ 6,387,448.34
December	\$ 2,100,763.27	\$ 6,968,606.67	\$ 67,829.75	\$ 9,137,199.69
January	\$ 1,346,584.62	\$ 4,187,032.60	\$ 28,750.88	\$ 5,562,368.10
February	\$ 1,397,561.33	\$ 4,186,073.36	\$ 21,446.40	\$ 5,605,081.09
March	\$ 1,655,819.73	\$ 5,155,447.14	\$ 35,715.85	\$ 6,846,982.72
April				\$ -
May				\$ -
June				\$ -
TOTALS	\$ 14,288,251.70	\$ 43,918,500.27	\$ 278,278.98	\$ 58,485,030.95

COMPARISON OF HOTEL OCCUPANCY TAX COLLECTIONS										
MONTH	1999	2000	2001	2002	2003	2004	2005	2006	2007	2008
JANUARY	\$ 27,098.84	\$ 30,533.18	\$ 48,458.76	\$50,828.98	\$ 65,230.13	\$ 72,800.02	\$ 78,874.92	\$ 63,103.00	\$ 73,675.57	\$ 80,603.04
FEBRUARY	\$ 29,909.16	\$ 30,389.03	\$ 47,751.41	\$53,770.38	\$ 68,380.09	\$ 91,527.44	\$ 67,626.09	\$ 63,689.44	\$ 71,126.97	\$ 78,321.88
MARCH	\$ 31,464.65	\$ 32,987.23	\$ 56,924.49	\$54,806.34	\$ 93,121.20	\$ 103,994.62	\$ 70,053.21	\$ 65,083.08	\$ 78,796.55	\$ 83,799.10
APRIL	\$ 36,921.57	\$ 39,278.27	\$ 64,682.11	\$75,899.40	\$ 94,829.04	\$ 92,468.13	\$ 102,342.68	\$ 99,137.03	\$ 112,761.36	\$ 122,941.33
MAY	\$ 45,431.12	\$ 40,659.75	\$ 67,111.76	\$71,882.71	\$ 91,093.92	\$ 96,224.80	\$ 90,741.56	\$ 85,506.62	\$ 103,205.89	\$ 90,117.49
JUNE	\$ 41,300.90	\$ 40,705.58	\$ 67,033.52	\$78,332.61	\$ 84,186.25	\$ 91,007.71	\$ 100,085.45	\$ 89,666.92	\$ 135,081.86	\$ 106,604.47
JULY	\$ 43,822.68	\$ 43,848.22	\$ 71,259.56	\$88,829.01	\$ 88,224.67	\$ 90,974.37	\$ 110,606.98	\$ 94,808.25	\$ 136,085.79	\$ 95,500.92
AUGUST	\$ 51,914.05	\$ 82,607.67	\$ 80,724.48	\$103,831.95	\$ 111,787.39	\$ 114,839.93	\$ 126,860.91	\$ 99,007.81	\$ 128,691.23	\$ 106,602.50
SEPTEMBER	\$ 45,085.51	\$ 77,573.12	\$ 75,928.35	\$71,760.72	\$ 89,163.84	\$ 88,227.22	\$ 103,528.65	\$ 93,998.21	\$ 122,277.00	\$ 94,452.48
OCTOBER	\$ 62,586.96	\$ 78,223.81	\$ 64,421.97	\$67,912.08	\$ 71,058.32	\$ 85,219.87	\$ 103,329.13	\$ 120,964.50	\$ 115,299.73	\$ 83,620.66
NOVEMBER	\$ 42,478.02	\$ 67,894.53	\$ 70,109.29	\$68,664.15	\$ 77,700.65	\$ 90,975.56	\$ 93,726.35	\$ 95,136.90	\$ 132,492.92	\$ 100,329.52
DECEMBER	\$ 37,644.94	\$ 54,665.88	\$ 64,491.24	\$65,970.79	\$ 71,088.08	\$ 87,086.86	\$ 88,085.13	\$ 93,788.01	\$ 89,362.16	\$ 116,462.45
YEARLY TOTAL	\$ 495,658.40	\$ 619,366.27	\$ 778,896.94	\$852,489.12	\$ 1,005,863.58	\$ 1,105,346.53	\$1,135,861.06	\$ 1,063,871.77	\$ 1,298,856.83	\$ 1,159,355.84
MONTH	2009	2010	2011	2012	2013	2014	2015	2016	2017	2018
JANUARY	\$ 87,058.36	\$ 98,797.30	\$ 93,568.93	\$ 122,959.56	\$ 101,963.52	\$ 106,908.64	\$ 118,820.77	\$ 113,056.55	\$ 114,268.84	\$ 131,329.69
FEBRUARY	\$ 103,484.37	\$ 122,425.01	\$ 98,617.91	\$ 130,592.70	\$ 84,950.58	\$ 111,395.05	\$ 108,102.01	\$ 105,945.34	\$ 114,189.67	\$ 142,245.75
MARCH	\$ 106,133.80	\$ 97,223.36	\$ 123,655.30	\$ 130,540.42	\$ 89,897.89	\$ 107,789.42	\$ 97,758.36	\$ 122,221.56	\$ 111,730.41	\$ 157,852.20
APRIL	\$ 131,183.50	\$ 147,129.46	\$ 141,216.66	\$ 166,930.70	\$ 127,011.20	\$ 172,086.66	\$ 168,753.98	\$ 154,016.56	\$ 160,436.24	\$ 191,271.58
MAY	\$ 124,347.50	\$ 140,099.75	\$ 148,155.80	\$ 145,100.30	\$ 114,744.33	\$ 137,305.59	\$ 163,656.94	\$ 159,382.00	\$ 165,458.19	\$ 181,337.94
JUNE	\$ 128,926.73	\$ 156,904.04	\$ 165,434.81	\$ 156,556.28	\$ 149,278.38	\$ 149,761.84	\$ 167,364.58	\$ 173,701.26	\$ 171,984.70	\$ 213,489.05
JULY	\$ 138,948.36	\$ 155,002.42	\$ 166,721.40	\$ 142,543.24	\$ 139,764.67	\$ 155,951.38	\$ 163,931.64	\$ 182,334.33	\$ 181,262.97	\$ 215,170.38
AUGUST	\$ 138,546.34	\$ 159,398.89	\$ 189,029.54	\$ 144,944.86	\$ 138,508.95	\$ 141,828.40	\$ 183,006.76	\$ 193,837.40	\$ 244,700.44	\$ 221,120.45
SEPTEMBER	\$ 110,943.01	\$ 139,077.22	\$ 183,172.65	\$ 137,762.39	\$ 123,496.85	\$ 134,695.73	\$ 136,037.06	\$ 183,545.89	\$ 200,094.86	\$ 209,451.76
OCTOBER	\$ 103,998.14	\$ 106,852.14	\$ 150,626.03	\$ 136,406.87	\$ 118,284.80	\$ 131,945.61	\$ 137,714.25	\$ 156,101.99	\$ 177,865.83	\$ 312,670.78
NOVEMBER	\$ 117,095.66	\$ 111,906.42	\$ 169,407.63	\$ 139,934.80	\$ 133,540.36	\$ 159,367.06	\$ 162,825.42	\$ 168,948.08	\$ 166,973.57	\$ 359,166.51
DECEMBER	\$ 107,900.37	\$ 110,667.80	\$ 151,081.34	\$ 112,969.35	\$ 124,889.36	\$ 120,067.79	\$ 148,644.37	\$ 135,623.41	\$ 136,062.06	\$ 304,165.85
YEARLY TOTAL	\$ 1,398,566.36	\$1,545,483.81	\$ 1,780,688.00	\$1,667,241.47	\$ 1,446,331.09	\$ 1,629,103.17	\$1,756,616.14	\$ 1,848,814.37	\$ 1,945,027.78	\$ 2,639,281.94

[illegible]

CLARKSVILLE-MONTGOMERY COUNTY

SALES TAX COLLECTIONS COMPARISON REPORT

	2007-2008	2008-2009	2009-2010	2010-2011	2011-2012	2012-2013	2013-2014	2014-2015	2015-2016	2016-2017
July	\$ 3,851,625.57	\$ 3,807,908.75	\$ 3,944,322.43	\$ 3,973,449.15	\$ 4,368,524.95	\$ 4,969,328.68	\$ 4,610,593.54	\$ 4,852,678.91	\$ 5,168,417.10	\$ 5,108,887.39
August	\$ 4,048,062.83	\$ 3,969,101.90	\$ 4,155,944.24	\$ 4,485,348.58	\$ 4,365,279.31	\$ 4,770,982.11	\$ 4,742,043.02	\$ 5,021,678.21	\$ 5,207,421.78	\$ 5,488,585.29
September	\$ 3,697,338.74	\$ 3,591,425.40	\$ 3,765,577.37	\$ 4,044,918.09	\$ 4,687,426.40	\$ 4,458,831.11	\$ 4,419,749.47	\$ 4,702,911.95	\$ 5,180,576.80	\$ 5,168,524.78
October (August Coll.)	\$ 3,813,108.63	\$ 3,666,073.38	\$ 3,836,157.44	\$ 3,971,998.55	\$ 5,337,736.53	\$ 4,615,095.98	\$ 4,466,644.01	\$ 4,728,833.37	\$ 4,864,832.93	\$ 5,153,508.18
November	\$ 3,900,630.43	\$ 3,614,756.11	\$ 3,824,985.82	\$ 3,943,598.18	\$ 5,120,107.11	\$ 4,634,486.72	\$ 4,613,925.43	\$ 4,903,526.36	\$ 5,121,809.98	\$ 5,382,914.73
December	\$ 3,476,063.68	\$ 3,479,758.37	\$ 3,746,233.68	\$ 3,865,625.08	\$ 4,668,853.03	\$ 4,330,938.36	\$ 4,538,509.17	\$ 4,800,598.96	\$ 4,805,275.18	\$ 5,035,853.77
January	\$ 3,782,928.31	\$ 3,911,901.46	\$ 3,918,328.61	\$ 3,978,924.86	\$ 4,936,179.84	\$ 4,575,580.98	\$ 4,681,693.42	\$ 5,011,973.14	\$ 5,151,710.36	\$ 5,319,404.23
February	\$ 4,792,942.94	\$ 4,984,794.05	\$ 5,220,113.70	\$ 5,316,606.81	\$ 6,261,020.97	\$ 5,624,805.48	\$ 5,928,617.84	\$ 6,595,642.59	\$ 6,735,732.86	\$ 7,131,134.54
March	\$ 3,158,680.40	\$ 3,529,385.22	\$ 3,579,055.71	\$ 3,519,094.43	\$ 4,247,079.33	\$ 3,885,858.93	\$ 4,043,956.23	\$ 4,367,324.16	\$ 4,503,712.84	\$ 4,734,698.38
April	\$ 3,351,393.11	\$ 3,738,282.75	\$ 3,801,787.78	\$ 3,944,756.92	\$ 4,803,176.86	\$ 4,286,888.78	\$ 4,580,279.94	\$ 4,341,404.11	\$ 4,911,278.37	\$ 4,594,902.21
May	\$ 3,814,407.26	\$ 4,044,427.55	\$ 4,305,544.93	\$ 4,527,749.91	\$ 5,310,119.72	\$ 4,751,487.50	\$ 4,933,619.42	\$ 5,157,153.72	\$ 5,522,250.32	\$ 5,755,448.68
June	\$ 3,543,826.22	\$ 3,833,299.78	\$ 4,050,116.50	\$ 4,365,430.36	\$ 4,774,273.97	\$ 4,546,342.21	\$ 4,722,890.55	\$ 4,942,895.62	\$ 5,182,876.37	\$ 5,536,547.51
TOTAL	\$ 45,231,008.12	\$ 46,171,114.72	\$ 48,148,168.21	\$ 49,937,500.92	\$ 58,879,778.02	\$ 55,450,626.84	\$ 56,282,522.04	\$ 59,426,621.10	\$ 62,355,894.89	\$ 64,410,409.69
Increase/Decrease	(\$525,338.19)	\$940,106.60	\$ 1,977,053.49	\$ 1,789,332.71	\$ 8,942,277.10	(\$3,429,151.18)	\$ 831,895.20	\$ 3,144,099.06	\$ 2,929,273.79	\$ 2,054,514.80
MONTH	2017-2018	2018-2019	2019-2020	2020-2021	2021-2022	2022-2023	2023-2024	2024-2025	2025-2026	2026-2027
July	\$ 5,593,532.25	\$ 6,102,326.70								
August	\$ 5,679,437.81	\$ 6,273,117.82								
September	\$ 5,386,830.74	\$ 5,896,213.41								
October	\$ 5,308,674.32	\$ 6,354,157.14								
November	\$ 5,730,063.05	\$ 6,164,829.97								
December	\$ 5,408,782.14	\$ 6,530,750.49								
January	\$ 5,735,987.66	\$ 6,387,448.34								
February	\$ 7,519,440.21	\$ 9,137,199.69								
March	\$ 4,943,127.78	\$ 5,562,388.10								
April	\$ 5,260,194.37	\$ 5,605,081.09								
May	\$ 6,263,155.39	\$ 6,486,982.72								
June	\$ 5,969,030.53									
Total	\$ 68,798,256.25	\$ 70,500,475.47	\$ -	\$ -	\$ -	\$ -	\$ -	\$ -	\$ -	\$ -
			\$ (70,500,475.47)	\$ -	\$ -	\$ -	\$ -	\$ -	\$ -	\$ -
Kimberly B. Wiggins, Montgomery County Trustee, June 7, 2019						Events that mark Notable Change in Clarksville/Montgomery County Sales Tax Revenue				
						FISCAL YEAR	EVENT			
Dec. 2007-The Worst Recession since the Great Depression began						2007-2008	Presidential Election/Housing Crisis/Banking/Stock Market/Interest Rates Decline/The Big			
June 2009-"Official" Ending of the Worst Recession since the Great Depression, per the Federal Government Officials						2007-2008	Operation Enduring Freedom			
October 2010-"This is the Slowest and Feeblest Recovery in the U.S.A.'s History."-Steve Forbes						9/2008 \$200 Bill. Federal Bailout of Fannie & Freddie, Lehman Chap. 11, Merrill bought by BofA, AIG loaned \$85				
First Quarter, 2011-4/4/13/11 WSJ called the US Economy "The Incredible Shrinking Recovery"-The US Economy appears to have grown by little more than 1.5% in the 1st Qtr., well below the 4% annualized most expected back in January										
It is no coincidence that bank earnings have been retreating as well. Inflation/Stagflation, in the 3 months ending Feb., 2011, was running at an annualized rate of 5.6% and does not come close to compensating investors with their current low interest rate of .00%- .25%.										
WSJ-"Great Symbolic Blow" 8/5/11-America Gets Downgraded from AAA to AA+ by Standard & Poor-now 18 countries in the world have a better credit rating than the U.S.A.										
Jan. 2013-THE NEW YORK TIMES Matthew Bishop "The latest green shoots of recovery in the United States already show signs of turning brown." Paul Krugman "Without a radical change in economic policy in both the United States and Europe,										
						the likeliest outcome is a prolonged depression, perhaps not as "great" as in the 1930's but with clear similarities, above all in the immense human cost of needlessly high unemployment."				
Jan. 14, 2013, Hemlock Semiconductor LLC delays the start up of the Clarksville facility.						For Calendar Year 2013-Economists are predicting a 1.4% GDP				
October 14, 2013, Hankook Tire coming to Clarksville with 1,800 direct jobs and build an \$800 million manufacturing facility in Clarksville/Montgomery County										
December 16, 2014-Fort Campbell uncertainty and Hemlock to close permanently. Leaf Chronicle						WSJ 3/21/2018 Fed See Growth Ahead in Economythe Fed Funds Rate was raised from 1.50%-1.75% and the Fed's penciled in 2 more rate incre				
						WSJ 8/21/2018 Fed Funds Rate 1.75%-2.00% APY				

06/05/2019 10:25
mlopez

MONTGOMERY COUNTY GOVERNMENT, TN
YEAR-TO-DATE BUDGET REPORT

P 1
glytdbud

FOR 2019 11

JOURNAL DETAIL 2019 1 TO 2019 12

	ORIGINAL APPROP	TRANFRS/ ADJSTMTS	REVISED BUDGET	YTD EXPENDED	ENCUMBRANCES	AVAILABLE BUDGET	PCT USED
101 COUNTY GENERAL							
51100 COUNTY COMMISSION	367,936	4,124	372,060	274,146.43	16,664.64	81,248.93	78.2%
51210 BOARD OF EQUALIZATION	2,692	0	2,692	.00	.00	2,692.00	.0%
51220 BEER BOARD	5,020	0	5,020	3,351.25	.00	1,668.75	66.8%
51240 OTHER BOARDS & COMMITTEES	5,168	0	5,168	3,471.82	.00	1,696.18	67.2%
51300 COUNTY MAYOR	521,090	0	521,090	502,194.04	3,229.66	15,666.30	97.0%
51310 HUMAN RESOURCES	570,486	0	570,486	447,707.43	58,214.57	64,564.00	88.7%
51400 COUNTY ATTORNEY	125,000	0	125,000	97,483.17	28,689.75	-1,172.92	100.9%
51500 ELECTION COMMISSION	854,671	256,602	1,111,273	833,550.71	18,991.51	258,730.78	76.7%
51600 REGISTER OF DEEDS	537,641	0	537,641	485,997.64	4,212.97	47,430.39	91.2%
51720 PLANNING	411,849	0	411,849	411,849.00	.00	.00	100.0%
51730 BUILDING	321,477	28	321,505	291,418.33	4,052.54	26,034.13	91.9%
51750 CODES COMPLIANCE	856,879	39,158	896,037	778,639.40	31,977.01	85,420.59	90.5%
51760 GEOGRAPHICAL INFO SYSTEMS	290,215	0	290,215	181,204.50	28,775.00	80,235.50	72.4%
51800 COUNTY BUILDINGS	510,760	4,790	515,550	330,520.21	37,900.99	147,129.04	71.5%
51810 FACILITIES	2,759,952	78,744	2,838,696	2,378,512.65	125,277.12	334,905.73	88.2%
51900 OTHER GENERAL ADMINISTRATION	1,206,213	1,150,140	2,356,353	2,094,787.19	62,505.98	199,059.83	91.6%
51910 ARCHIVES	238,546	0	238,546	197,821.95	14,810.06	25,913.99	89.1%
52100 ACCOUNTS & BUDGETS	742,559	15,000	757,559	675,362.44	7,048.56	75,148.00	90.1%
52200 PURCHASING	319,434	0	319,434	285,710.71	1,072.90	32,650.39	89.8%
52300 PROPERTY ASSESSOR'S OFFICE	1,386,645	0	1,386,645	1,173,554.44	32,698.07	180,392.49	87.0%
52400 COUNTY TRUSTEES OFFICE	734,519	16,296	750,815	590,658.50	18,412.93	141,743.57	81.1%
52500 COUNTY CLERK'S OFFICE	2,342,087	1,150	2,343,237	2,098,438.45	7,360.99	237,437.56	89.9%
52600 INFORMATION SYSTEMS	2,690,462	34,529	2,724,991	2,471,427.30	78,372.41	175,191.76	93.6%
52900 OTHER FINANCE	61,300	0	61,300	18,935.82	.00	42,364.18	30.9%
53100 CIRCUIT COURT	3,847,651	0	3,847,651	3,242,055.32	29,529.91	576,065.77	85.0%
53300 GENERAL SESSIONS COURT	641,649	0	641,649	586,955.40	.00	54,693.60	91.5%
53330 DRUG COURT	70,000	0	70,000	32,727.39	1,794.74	35,477.87	49.3%
53400 CHANCERY COURT	687,415	0	687,415	600,639.84	4,231.32	82,543.84	88.0%
53500 JUVENILE COURT	1,183,777	0	1,183,777	1,048,500.17	40,521.73	94,755.10	92.0%
53600 DISTRICT ATTORNEY GENERAL	59,750	0	59,750	35,736.29	15,356.87	8,656.84	85.5%
53610 OFFICE OF PUBLIC DEFENDER	7,313	0	7,313	6,706.39	545.10	61.51	99.2%
53700 JUDICIAL COMMISSIONERS	257,966	0	257,966	220,065.14	453.00	37,447.86	85.5%
53800 VETERANS' TREATMENT COURT	206,220	108,663	314,883	233,042.59	17,298.75	64,541.66	79.5%
53900 OTHER ADMINISTRATION/ JUSTICE	97,717	422,082	519,799	382,218.11	.00	137,580.89	73.5%
53910 ADULT PROBATION SERVICES	1,105,719	0	1,105,719	779,156.52	31,969.21	294,593.27	73.4%
54110 SHERIFF'S DEPARTMENT	11,588,121	297,791	11,885,912	10,492,297.33	56,253.77	1,337,360.62	88.7%
54120 SPECIAL PATROLS	2,796,982	43,609	2,840,591	2,283,898.36	33,749.51	522,943.13	81.6%
54160 SEXUAL OFFENDER REGISTRY	16,125	0	16,125	9,822.39	.00	6,302.61	60.9%
54210 JAIL	14,371,571	51,746	14,423,317	12,950,110.23	157,067.79	1,316,139.10	90.9%
54220 WORKHOUSE	1,974,164	0	1,974,164	1,724,024.62	24,383.85	225,755.53	88.6%

06/05/2019 10:25
mlopez

MONTGOMERY COUNTY GOVERNMENT, TN
YEAR-TO-DATE BUDGET REPORT

P 2
glytdbud

FOR 2019 11

JOURNAL DETAIL 2019 1 TO 2019 12

	ORIGINAL APPROP	TRANFRS/ ADJSTMTS	REVISED BUDGET	YTD EXPENDED	ENCUMBRANCES	AVAILABLE BUDGET	PCT USED
54230 COMMUNITY CORRECTIONS	493,802	25,000	518,802	455,855.88	14,584.64	48,361.48	90.7%
54240 JUVENILE SERVICES	290,123	0	290,123	263,258.75	544.73	26,319.52	90.9%
54310 FIRE PREVENTION & CONTROL	555,242	19,002	574,244	299,931.13	23,758.56	250,554.49	56.4%
54410 EMERGENCY MANAGEMENT	495,070	40,550	535,620	467,399.25	6,258.81	61,961.94	88.4%
54490 OTHER EMERGENCY MANAGEMENT	0	456,558	456,558	205,191.08	1,937.92	249,428.96	45.4%
54610 COUNTY CORONER / MED EXAMINER	224,700	0	224,700	275,795.00	4,415.04	-55,510.04	124.7%
55110 HEALTH DEPARTMENT	273,821	50,776	324,597	206,306.80	1,491.72	116,798.32	64.0%
55120 RABIES & ANIMAL CONTROL	979,440	20,853	1,000,293	808,100.53	35,832.03	156,360.44	84.4%
55130 AMBULANCE SERVICE	12,079,907	29,114	12,109,021	9,780,721.82	243,087.63	2,085,211.53	82.8%
55190 OTHER LOCAL HLTH SRVCS (WIC)	3,268,800	-2,500	3,266,300	2,275,446.40	.00	990,853.60	69.7%
55390 APPROPRIATION TO STATE	221,796	0	221,796	187,884.00	.00	33,912.00	84.7%
55590 OTHER LOCAL WELFARE SERVICES	20,825	0	20,825	9,000.00	150.00	11,675.00	43.9%
55900 OTHER PUBLIC HEALTH & WELFARE	2,500	0	2,500	23,750.00	.00	-21,250.00	950.0%
56500 LIBRARIES	2,064,386	0	2,064,386	2,064,386.00	.00	.00	100.0%
56700 PARKS & FAIR BOARDS	1,143,642	13,908	1,157,550	981,311.36	36,295.73	139,942.91	87.9%
56900 OTHER SOCIAL, CULTURAL & REC	9,688	0	9,688	5,860.59	.00	3,827.41	60.5%
57100 AGRICULTURAL EXTENSION SERVIC	374,479	1,226	375,705	257,200.66	579.56	117,924.78	68.6%
57300 FOREST SERVICE	2,000	0	2,000	2,000.00	.00	.00	100.0%
57500 SOIL CONSERVATION	36,487	0	36,487	33,705.13	.00	2,781.87	92.4%
57800 STORM WATER MANAGEMENT	1,000,000	0	1,000,000	85,625.94	784,813.32	129,560.74	87.0%
58110 TOURISM	1,537,500	46,000	1,583,500	1,564,747.89	.00	18,752.11	98.8%
58120 INDUSTRIAL DEVELOPMENT	1,238,957	0	1,238,957	1,078,854.00	.00	160,103.00	87.1%
58220 AIRPORT	234,125	27,083	261,208	261,208.00	.00	.00	100.0%
58300 VETERAN'S SERVICES	536,057	0	536,057	427,087.24	1,332.19	107,637.57	79.9%
58400 OTHER CHARGES	2,316,406	29,022	2,345,428	1,516,639.79	.00	828,788.21	64.7%
58500 CONTRIBUTION TO OTHER AGENCIE	544,500	150,698	695,198	492,801.50	4,124.57	198,271.91	71.5%
58600 EMPLOYEE BENEFITS	536,300	0	536,300	422,879.13	.00	113,420.87	78.9%
58900 MISC-CONT RESERVE	16,000	1,192	17,192	14,497.71	1,294.00	1,399.89	91.9%
64000 LITTER & TRASH COLLECTION	140,824	25,050	165,874	129,553.08	.00	36,320.92	78.1%
TOTAL COUNTY GENERAL	87,412,118	3,457,984	90,870,102	75,851,698.13	2,153,923.66	12,864,479.80	85.8%
131 GENERAL ROADS							
61000 ADMINISTRATION	480,700	0	480,700	440,468.59	1,251.93	38,979.48	91.9%
62000 HIGHWAY & BRIDGE MAINTENANCE	5,072,358	409,968	5,482,326	4,782,885.01	95,936.14	603,505.02	89.0%
63100 OPERATION & MAINT OF EQUIPMEN	1,276,956	14,020	1,290,976	1,039,985.74	22,636.43	228,353.39	82.3%
63600 TRAFFIC CONTROL	505,218	0	505,218	326,389.02	12,302.55	166,526.43	67.0%
65000 OTHER CHARGES	561,986	0	561,986	382,795.43	7,699.44	171,491.13	69.5%
66000 EMPLOYEE BENEFITS	35,000	0	35,000	45,979.16	.00	-10,979.16	131.4%
68000 CAPITAL OUTLAY	2,143,500	294,300	2,437,800	430,208.57	610,346.00	1,397,244.93	42.7%
TOTAL GENERAL ROADS	10,075,718	718,287	10,794,005	7,448,711.52	750,172.49	2,595,121.22	76.0%

06/05/2019 10:25
mlopez

MONTGOMERY COUNTY GOVERNMENT, TN
YEAR-TO-DATE BUDGET REPORT

P 3
glytdbud

FOR 2019 11

JOURNAL DETAIL 2019 1 TO 2019 12

151	DEBT SERVICE	ORIGINAL APPROP	TRANFRS/ ADJSTMTS	REVISED BUDGET	YTD EXPENDED	ENCUMBRANCES	AVAILABLE BUDGET	PCT USED
151 DEBT SERVICE								
82110	PRINCIPAL-GENERAL GOVERNMENT	11,162,395	0	11,162,395	11,473,895.00	.00	-311,500.00	102.8%
82130	PRINCIPAL-EDUCATION	18,245,174	0	18,245,174	18,274,676.40	.00	-29,502.40	100.2%
82210	INTEREST-GENERAL GOVERNMENT	4,568,226	0	4,568,226	4,743,203.37	.00	-174,977.37	103.8%
82230	INTEREST-EDUCATION	6,999,527	0	6,999,527	7,049,267.07	.00	-49,740.07	100.7%
82310	OTHER DEBT SERV-COUNTY GOVT	268,500	0	268,500	306,394.54	.00	-37,894.54	114.1%
82330	OTHER DEBT SERV.-EDUCATION	678,000	0	678,000	477,292.49	.00	200,707.51	70.4%
	TOTAL DEBT SERVICE	41,921,822	0	41,921,822	42,324,728.87	.00	-402,906.87	101.0%
171 CAPITAL PROJECTS								
00000	NON-DEDICATED ACCOUNT	75,000	0	75,000	80,473.21	.00	-5,473.21	107.3%
82310	OTHER DEBT SERV-COUNTY GOVT	0	78,911	78,911	73,195.89	.00	5,715.11	92.8%
82330	OTHER DEBT SERV.-EDUCATION	0	32,324	32,324	31,369.12	.00	954.88	97.0%
91110	GENERAL ADMINISTRATION PROJEC	135,000	1,539,076	1,674,076	113,975.66	133,945.77	1,426,154.89	14.8%
91120	ADMIN OF JUSTICE PROJECTS	50,000	135,000	185,000	99,040.33	5,750.00	80,209.67	56.6%
91130	PUBLIC SAFETY PROJECTS	1,320,000	1,060,290	2,380,290	750,868.57	569,245.22	1,060,176.15	55.5%
91140	PUBLIC HEALTH /WELFARE PROJEC	1,550,000	1,527,487	3,077,487	2,324,130.71	91,504.04	661,852.33	78.5%
91150	SOCIAL/CULTURAL/REC PROJECTS	4,751,000	12,455,988	17,206,988	7,876,483.36	5,759,393.80	3,571,111.18	79.2%
91190	OTHER GENERAL GOVT PROJECTS	539,343	58,500	597,843	112,361.23	.00	485,481.77	18.8%
91200	HIGHWAY & STREET CAP PROJECTS	0	3,492,251	3,492,251	29,472.61	67,674.34	3,395,104.00	2.8%
91300	EDUCATION CAPITAL PROJECTS	4,565,000	12,963,654	17,528,654	15,424,301.00	.00	2,104,353.00	88.0%
	TOTAL CAPITAL PROJECTS	12,985,343	33,343,482	46,328,825	26,915,671.69	6,627,513.17	12,785,639.77	72.4%
266 WORKER'S COMPENSATION								
51750	CODES COMPLIANCE - -	0	0	0	936.68	.00	-936.68	100.0%
51810	FACILITIES	0	0	0	50.60	.00	-50.60	100.0%
51920	RISK MANAGEMENT	520,201	450	520,651	275,159.62	18,588.28	226,902.84	56.4%
53100	CIRCUIT COURT	0	0	0	33.38	.00	-33.38	100.0%
54110	SHERIFF'S DEPARTMENT	0	0	0	43,322.76	.00	-43,322.76	100.0%
54210	JAIL	0	0	0	82,064.78	.00	-82,064.78	100.0%
54410	EMERGENCY MANAGEMENT	0	0	0	3,345.23	.00	-3,345.23	100.0%
55120	RABIES & ANIMAL CONTROL	0	0	0	4,569.80	.00	-4,569.80	100.0%
55130	AMBULANCE SERVICE	0	0	0	37,647.95	.00	-37,647.95	100.0%



06/05/2019 10:25
mlopez

MONTGOMERY COUNTY GOVERNMENT, TN
YEAR-TO-DATE BUDGET REPORT

P 4
glytdbud

FOR 2019 11

JOURNAL DETAIL 2019 1 TO 2019 12

	ORIGINAL APPROP	TRANFRS/ ADJSTMTS	REVISED BUDGET	YTD EXPENDED	ENCUMBRANCES	AVAILABLE BUDGET	PCT USED
55754 LANDFILL OPERATION/MAINTENANC	0	0	0	4,327.57	.00	-4,327.57	100.0%
56700 PARKS & FAIR BOARDS	0	0	0	804.75	.00	-804.75	100.0%
62000 HIGHWAY & BRIDGE MAINTENANCE	0	0	0	2,758.60	.00	-2,758.60	100.0%
TOTAL WORKER'S COMPENSATION	520,201	450	520,651	455,021.72	18,588.28	47,040.74	91.0%
GRAND TOTAL	152,915,202	37,520,202	190,435,404	152,995,831.93	9,550,197.60	27,889,374.66	85.4%

** END OF REPORT - Generated by Mariel Lopez-Gonzalez **

06/05/2019 10:25
mlopez

MONTGOMERY COUNTY GOVERNMENT, TN
YEAR-TO-DATE BUDGET REPORT

P 5
glytdbud

REPORT OPTIONS

Sequence	Field #	Total	Page Break
Sequence 1	1	Y	N
Sequence 2	2	Y	N
Sequence 3	0	N	N
Sequence 4	0	N	N

Report title:
YEAR-TO-DATE BUDGET REPORT

Includes accounts exceeding 0% of budget.

Print totals only: Y

Print Full or Short description: F

Print full GL account: N

Format type: 1

Double space: N

Suppress zero bal accts: Y

Include requisition amount: N

Print Revenues-Version headings: N

Print revenue as credit: Y

Print revenue budgets as zero: N

Include Fund Balance: N

Print journal detail: Y

From Yr/Per: 2019/ 1

To Yr/Per: 2019/12

Include budget entries: Y

Incl encumb/liq entries: Y

Sort by JE # or PO #: J

Detail format option: 1

Include additional JE comments: N

Multiyear view: D

Amounts/totals exceed 999 million dollars: N

Year/Period: 2019/11

Print MTD Version: N

Roll projects to object: N

Carry forward code: 1

Find Criteria

Field Name	Field Value
------------	-------------

Fund	101 131 151 171 266
------	---------------------

Department

Program

Function

Object

Project

Character code

Account type

Account status

Rollup Code

Expense

06/05/2019 10:27
mlopez

MONTGOMERY COUNTY GOVERNMENT, TN
YEAR-TO-DATE BUDGET REPORT

P 1
glytdbud

FOR 2019 11

JOURNAL DETAIL 2019 1 TO 2019 12

	ORIGINAL ESTIM REV	ESTIM REV ADJSTMTS	REVISED EST REV	ACTUAL YTD REVENUE	REMAINING REVENUE	PCT COLL
101 COUNTY GENERAL						
40110 CURRENT PROPERTY TAX	-43,471,600	0	-43,471,600	-42,679,441.37	-792,158.63	98.2%
40120 TRUSTEE'S COLLECTIONS - PYR	-1,200,000	0	-1,200,000	-726,590.79	-473,409.21	60.5%
40125 TRUSTEE COLLECTIONS - BANKRUPT	-60,000	0	-60,000	-41,761.97	-18,238.03	69.6%
40130 CIRCUIT/CHANCERY COLLECT-PYR	-500,000	0	-500,000	-302,737.59	-197,262.41	60.5%
40140 INTEREST & PENALTY	-350,000	0	-350,000	-251,488.92	-98,511.08	71.9%
40161 PMTS IN LIEU OF TAXES - T.V.A	-763	0	-763	-762.74	-.26	100.0%
40162 PMTS IN LIEU OF TAXES -UTILIT	-1,345,000	0	-1,345,000	-1,311,550.55	-33,449.45	97.5%
40163 PMTS IN LIEU OF TAXES - OTHER	-583,163	0	-583,163	-928,427.06	345,264.06	159.2%
40220 HOTEL/MOTEL TAX	-2,050,000	0	-2,050,000	-1,663,236.70	-386,763.30	81.1%
40250 LITIGATION TAX - GENERAL	-445,000	0	-445,000	-338,358.65	-106,641.35	76.0%
40260 LITIGATION TAX-SPECIAL PURPOS	-75,000	0	-75,000	-69,299.45	-5,700.55	92.4%
40270 BUSINESS TAX	-1,000,000	0	-1,000,000	-1,106,756.09	106,756.09	110.7%
40320 BANK EXCISE TAX	-200,000	0	-200,000	-205,914.35	5,914.35	103.0%
40330 WHOLESALE BEER TAX	-350,000	0	-350,000	-305,651.69	-44,348.31	87.3%
40350 INTERSTATE TELECOMMUNICATIONS	-3,400	0	-3,400	.00	-3,400.00	.0%
41120 ANIMAL REGISTRATION	-35,000	0	-35,000	-168,292.00	133,292.00	480.8%
41130 ANIMAL VACCINATION	-6,000	0	-6,000	-6,694.00	694.00	111.6%
41140 CABLE TV FRANCHISE	-275,000	0	-275,000	-279,116.24	4,116.24	101.5%
41520 BUILDING PERMITS	-750,000	0	-750,000	-1,638,394.54	888,394.54	218.5%
41540 PLUMBING PERMITS	-15,500	0	-15,500	-24,650.00	9,150.00	159.0%
41590 OTHER PERMITS	-367,000	0	-367,000	-663,841.10	296,841.10	180.9%
42110 FINES	-3,500	0	-3,500	-15,667.39	12,167.39	447.6%
42120 OFFICERS COSTS	-30,000	0	-30,000	-16,434.87	-13,565.13	54.8%
42141 DRUG COURT FEES	-1,600	0	-1,600	-1,109.54	-490.46	69.3%
42142 VETERANS TREATMENT COURT FEES	-650	0	-650	-714.19	64.19	109.9%
42190 DATA ENTRY FEES -CIRCUIT COUR	-11,600	0	-11,600	-8,449.75	-3,150.25	72.8%
42191 COURTROOM SECURITY - CIRCUIT	-8,600	0	-8,600	-6,528.06	-2,071.94	75.9%
42192 CIRCUIT COURT VICTIMS ASSESS	-3,525	0	-3,525	-3,050.92	-474.08	86.6%
42310 FINES	-195,000	0	-195,000	-109,430.52	-85,569.48	56.1%
42311 FINES - LITTERING	-750	0	-750	-166.25	-583.75	22.2%
42320 OFFICERS COSTS	-225,000	0	-225,000	-201,337.10	-23,662.90	89.5%
42330 GAME & FISH FINES-	-1,000	0	-1,000	-410.85	-589.15	41.1%
42341 DRUG COURT FEES	-20,000	0	-20,000	-20,015.97	15.97	100.1%
42342 VETERANS TREATMENT COURT FEES	-19,000	0	-19,000	-13,728.47	-5,271.53	72.3%
42350 JAIL FEES GENERAL SESSIONS	-280,000	0	-280,000	-224,953.83	-55,046.17	80.3%
42380 DUI TREATMENT FINES	-20,000	0	-20,000	-18,019.36	-1,980.64	90.1%
42390 DATA ENTRY FEE-GENERAL SESS	-68,000	0	-68,000	-49,679.87	-18,320.13	73.1%
42392 GEN SESSIONS VICTIM ASSESSMNT	-65,000	0	-65,000	-44,791.22	-20,208.78	68.9%
42410 FINES	-750	0	-750	-403.75	-346.25	53.8%
42420 OFFICERS COSTS	-15,000	0	-15,000	-17,155.31	2,155.31	114.4%

06/05/2019 10:27
mlopez

MONTGOMERY COUNTY GOVERNMENT, TN
YEAR-TO-DATE BUDGET REPORT

P 2
glytdbud

FOR 2019 11

JOURNAL DETAIL 2019 1 TO 2019 12

	ORIGINAL ESTIM REV	ESTIM REV ADJSTMTS	REVISED EST REV	ACTUAL YTD REVENUE	REMAINING REVENUE	PCT COLL
42450 JAIL FEES	-60,000	0	-60,000	-52,192.51	-7,807.49	87.0%
42490 DATA ENTRY FEE-JUVENILE COURT	-10,000	0	-10,000	-7,921.52	-2,078.48	79.2%
42520 OFFICERS COSTS	-30,000	0	-30,000	-36,731.00	6,731.00	122.4%
42530 DATA ENTRY FEE -CHANCERY COUR	-4,500	0	-4,500	-5,406.00	906.00	120.1%
42610 FINES	-2,500	0	-2,500	-62.37	-2,437.63	2.5%
42641 DRUG COURT FEES	-25,000	0	-25,000	-42,840.00	17,840.00	171.4%
42910 PROCEEDS -CONFISCATED PROPERT	0	0	0	-4,600.00	4,600.00	100.0%
42990 OTHER FINES/FORFEITS/PENALTIE	-5,500	0	-5,500	-17,818.67	12,318.67	324.0%
43120 PATIENT CHARGES	-6,900,000	0	-6,900,000	-6,685,295.90	-214,704.10	96.9%
43140 ZONING STUDIES	-4,500	0	-4,500	-4,750.00	250.00	105.6%
43190 OTHER GENERAL SERVICE CHARGES	-55,000	0	-55,000	-52,592.08	-2,407.92	95.6%
43340 RECREATION FEES	-14,000	0	-14,000	-21,002.50	7,002.50	150.0%
43350 COPY FEES	-5,950	0	-5,950	-9,063.10	3,113.10	152.3%
43365 ARCHIVE & RECORD MANAGEMENT	-416,000	0	-416,000	-384,757.45	-31,242.55	92.5%
43366 GREENBELT LATE APPLICATION FE	-300	0	-300	-200.00	-100.00	66.7%
43370 TELEPHONE COMMISSIONS	-96,000	0	-96,000	-164,357.73	68,357.73	171.2%
43380 VENDING MACHINE COLLECTIONS	-85,000	0	-85,000	-92,136.86	7,136.86	108.4%
43392 DATA PROCESSING FEES -REGISTE	-75,000	0	-75,000	-66,124.00	-8,876.00	88.2%
43393 PROBATION FEES	-27,000	0	-27,000	-16,133.00	-10,867.00	59.8%
43394 DATA PROCESSING FEES - SHERIF	-30,000	0	-30,000	-23,350.59	-6,649.41	77.8%
43395 SEXUAL OFFENDER FEE - SHERIFF	-18,000	0	-18,000	-16,900.00	-1,100.00	93.9%
43396 DATA PROCESSING FEE-COUNTY CL	-12,000	0	-12,000	-14,835.00	2,835.00	123.6%
43990 OTHER CHARGES FOR SERVICES	-4,500	0	-4,500	-15,470.70	10,970.70	343.8%
44110 INTEREST EARNED	-400,000	0	-400,000	-1,670,158.71	1,270,158.71	417.5%
44120 LEASE/RENTALS	-582,458	0	-582,458	-564,300.13	-18,157.87	96.9%
44140 SALE OF MAPS	-1,000	0	-1,000	-1,666.30	666.30	166.6%
44145 SALE OF RECYCLED MATERIALS	0	0	0	-198.00	198.00	100.0%
44170 MISCELLANEOUS REFUNDS	-265,025	0	-265,025	-258,200.96	-6,824.04	97.4%
44530 SALE OF EQUIPMENT	0	0	0	-24,808.50	24,808.50	100.0%
44570 CONTRIBUTIONS & GIFTS	0	0	0	-7,000.00	7,000.00	100.0%
44990 OTHER LOCAL REVENUES	-630,905	0	-630,905	-621,772.15	-9,132.85	98.6%
45510 COUNTY CLERK	-1,500,000	0	-1,500,000	-1,259,827.14	-240,172.86	84.0%
45520 CIRCUIT COURT CLERK	-735,000	0	-735,000	-570,258.87	-164,741.13	77.6%
45540 GENERAL SESSIONS COURT CLERK	-2,050,000	0	-2,050,000	-1,455,890.12	-594,109.88	71.0%
45550 CLERK & MASTER	-370,000	0	-370,000	-421,491.22	51,491.22	113.9%
45560 JUVENILE COURT CLERK	-200,000	0	-200,000	-172,575.41	-27,424.59	86.3%
45580 REGISTER	-1,000,000	0	-1,000,000	-1,057,596.35	57,596.35	105.8%
45590 SHERIFF	-38,000	0	-38,000	-69,867.24	31,867.24	183.9%
45610 TRUSTEE	-3,300,000	0	-3,300,000	-3,501,427.15	201,427.15	106.1%
46110 JUVENILE SERVICES PROGRAM	-157,929	-422,082	-580,011	-514,351.40	-65,659.60	88.7%
46210 LAW ENFORCEMENT TRAINING PROG	-65,400	0	-65,400	-63,000.00	-2,400.00	96.3%
46390 OTHER HEALTH & WELFARE GRANT	0	-100,000	-100,000	-50,968.34	-49,031.66	51.0%
46430 LITTER PROGRAM	0	-83,500	-83,500	-49,976.68	-33,523.32	59.9%
46810 FLOOD CONTROL	-500	0	-500	.00	-500.00	.0%

06/05/2019 10:27
mlopez

MONTGOMERY COUNTY GOVERNMENT, TN
YEAR-TO-DATE BUDGET REPORT

P 3
glytdbud

FOR 2019 11

JOURNAL DETAIL 2019 1 TO 2019 12

	ORIGINAL ESTIM REV	ESTIM REV ADJSTMTS	REVISED EST REV	ACTUAL YTD REVENUE	REMAINING REVENUE	PCT COLL
46830 BEER TAX	-17,500	0	-17,500	-17,959.46	459.46	102.6%
46835 VEHICLE CERTIFICATE OF TITLE	-21,000	0	-21,000	-20,884.35	-115.65	99.4%
46840 ALCOHOLIC BEVERAGE TAX	-230,000	0	-230,000	-279,239.66	49,239.66	121.4%
46851 STATE REVENUE SHARING - T.V.A	-1,648,544	0	-1,648,544	-1,319,973.81	-328,570.19	80.1%
46852 REVENUE SHARING - TELECOM	0	0	0	-180,268.94	180,268.94	100.0%
46880 BOARD OF JURORS	-5,000	0	-5,000	.00	-5,000.00	.0%
46890 PRISONER TRANSPORTATION	-22,000	0	-22,000	-7,828.06	-14,171.94	35.6%
46915 CONTRACTED PRISONER BOARDING	-1,507,000	0	-1,507,000	-971,362.00	-535,638.00	64.5%
46960 REGISTRAR'S SALARY SUPPLEMENT	-15,164	0	-15,164	-11,373.00	-3,791.00	75.0%
46980 OTHER STATE GRANTS	-3,814,602	2,500	-3,812,102	-2,221,067.52	-1,591,034.48	58.3%
46990 OTHER STATE REVENUES	-27,000	-15,975	-42,975	-63,123.67	20,148.67	146.9%
47235 HOMELAND SECURITY GRANTS	-74,350	-456,558	-530,908	-74,350.00	-456,557.96	14.0%
47590 OTHER FEDERAL THROUGH STATE	-61,638	-139,186	-200,824	-89,090.43	-111,733.57	44.4%
47700 ASSET FORFEITURE FUNDS	-2,000	0	-2,000	-44,390.12	42,390.12	2219.5%
47990 OTHER DIRECT FEDERAL REVENUE	-20,000	-31,548	-51,548	-33,198.00	-18,350.00	64.4%
48110 PRISONER BOARD	0	0	0	-17,007.25	17,007.25	100.0%
48130 CONTRIBUTIONS	-197,000	0	-197,000	-122,018.31	-74,981.69	61.9%
48610 DONATIONS	-179,110	0	-179,110	-21,663.89	-157,446.11	12.1%
49700 INSURANCE RECOVERY	0	-1,226	-1,226	-69,340.22	68,114.22	5655.8%
49800 OPERATING TRANSFERS	-508,844	-70,962	-579,806	.00	-579,806.00	.0%
TOTAL COUNTY GENERAL	-81,579,120	-1,318,537	-82,897,657	-79,099,027.36	-3,798,629.60	95.4%
131 GENERAL ROADS						
40110 CURRENT PROPERTY TAX	-4,205,820	0	-4,205,820	-4,134,872.38	-70,947.62	98.3%
40120 TRUSTEE'S COLLECTIONS - PYR	-108,000	0	-108,000	-70,218.01	-37,781.99	65.0%
40125 TRUSTEE COLLECTIONS - BANKRUPT	-4,000	0	-4,000	-4,040.42	40.42	101.0%
40130 CIRCUIT/CHANCERY COLLECT-PYR	-50,000	0	-50,000	-29,289.46	-20,710.54	58.6%
40140 INTEREST & PENALTY	-41,325	0	-41,325	-24,331.12	-16,993.88	58.9%
40270 BUSINESS TAX	-114,312	0	-114,312	-95,410.01	-18,901.99	83.5%
40280 MINERAL SEVERANCE TAX	-211,948	0	-211,948	-272,952.18	61,004.18	128.8%
40320 BANK EXCISE TAX	-16,860	0	-16,860	-19,921.94	3,061.94	118.2%
44135 SALE OF GASOLINE	-18,000	0	-18,000	-3,132.83	-14,867.17	17.4%
44170 MISCELLANEOUS REFUNDS	-25,000	0	-25,000	-9,785.42	-15,214.58	39.1%
46410 BRIDGE PROGRAM	-300,000	0	-300,000	.00	-300,000.00	.0%
46420 STATE AID PROGRAM	-550,000	0	-550,000	-9,851.74	-540,148.26	1.8%
46920 GASOLINE & MOTOR FUEL TAX	-3,500,000	0	-3,500,000	-3,270,592.12	-229,407.88	93.4%
46930 PETROLEUM SPECIAL TAX	-124,345	0	-124,345	-103,620.51	-20,724.49	83.3%
48120 PAVING & MAINTENANCE	-20,000	0	-20,000	.00	-20,000.00	.0%
49700 INSURANCE RECOVERY	-12,000	0	-12,000	-492.82	-11,507.18	4.1%
TOTAL GENERAL ROADS	-9,301,610	0	-9,301,610	-8,048,510.96	-1,253,099.04	86.5%

06/05/2019 10:27
mlopez

MONTGOMERY COUNTY GOVERNMENT, TN
YEAR-TO-DATE BUDGET REPORT

P 4
glytdbud

FOR 2019 11

JOURNAL DETAIL 2019 1 TO 2019 12

	ORIGINAL ESTIM REV	ESTIM REV ADJSTMTS	REVISED EST REV	ACTUAL YTD REVENUE	REMAINING REVENUE	PCT COLL
151 DEBT SERVICE						
40110 CURRENT PROPERTY TAX	-36,118,100	0	-36,118,100	-35,508,828.90	-609,271.10	98.3%
40120 TRUSTEE'S COLLECTIONS - PYR	-700,000	0	-700,000	-609,661.76	-90,338.24	87.1%
40125 TRUSTEE COLLECTIONS - BANKRUPT	-50,000	0	-50,000	-34,697.65	-15,302.35	69.4%
40130 CIRCUIT/CHANCERY COLLECT-PYR	-340,000	0	-340,000	-251,527.58	-88,472.42	74.0%
40140 INTEREST & PENALTY	-250,000	0	-250,000	-208,947.94	-41,052.06	83.6%
40210 LOCAL OPTION SALES TAX	-160,000	0	-160,000	-301,566.12	141,566.12	188.5%
40250 LITIGATION TAX - GENERAL	-400,000	0	-400,000	-321,363.35	-78,636.65	80.3%
40266 LITIGATION TAX-JAIL/WH/CH	-420,000	0	-420,000	-351,328.04	-68,671.96	83.6%
40270 BUSINESS TAX	-100,000	0	-100,000	-95,410.01	-4,589.99	95.4%
40285 ADEQUATE FACILITIES TAX	-1,150,000	0	-1,150,000	-1,558,000.00	408,000.00	135.5%
40320 BANK EXCISE TAX	-125,000	0	-125,000	-171,082.62	46,082.62	136.9%
44110 INTEREST EARNED	-400,000	0	-400,000	-1,302,981.80	902,981.80	325.7%
47715 TAX CREDIT BOND REBATE	-90,000	0	-90,000	-90,806.62	806.62	100.9%
49800 OPERATING TRANSFERS	0	0	0	-192,250.00	192,250.00	100.0%
TOTAL DEBT SERVICE	-40,303,100	0	-40,303,100	-40,998,452.39	695,352.39	101.7%
171 CAPITAL PROJECTS						
40110 CURRENT PROPERTY TAX	-2,383,680	0	-2,383,680	-2,343,470.18	-40,209.82	98.3%
40120 TRUSTEE'S COLLECTIONS - PYR	-47,000	0	-47,000	-39,922.25	-7,077.75	84.9%
40125 TRUSTEE COLLECTIONS - BANKRUPT	-2,000	0	-2,000	-2,289.92	289.92	114.5%
40130 CIRCUIT/CHANCERY COLLECT-PYR	-27,000	0	-27,000	-16,600.02	-10,399.98	61.5%
40140 INTEREST & PENALTY	-20,000	0	-20,000	-13,789.96	-6,210.04	68.9%
40220 HOTEL/MOTEL TAX	0	0	0	-1,017,495.21	1,017,495.21	100.0%
40240 WHEEL TAX	-2,700,000	0	-2,700,000	-2,439,828.20	-260,171.80	90.4%
40320 BANK EXCISE TAX	-10,000	0	-10,000	-11,290.91	1,290.91	112.9%
44110 INTEREST EARNED	-40,000	0	-40,000	-49,675.76	9,675.76	124.2%
46190 OTHER GENERAL GOVERNMENT GRAN	0	-635,000	-635,000	.00	-635,000.00	.0%
47590 OTHER FEDERAL THROUGH STATE	0	-3,057,789	-3,057,789	-47,461.71	-3,010,327.29	1.6%
48610 DONATIONS	0	-129,787	-129,787	-130,276.00	489.00	100.4%
49100 BOND PROCEEDS	-13,500,000	-1,130,000	-14,630,000	-14,630,000.00	.00	100.0%
49410 PREMIUM ON DEBT SOLD	0	-1,174,905	-1,174,905	-1,174,905.20	.20	100.0%
49600 PROCEEDS FRM SALE OF CAP ASSE	0	-25,250	-25,250	-25,250.00	.00	100.0%
49700 INSURANCE RECOVERY	0	0	0	-29,060.14	29,060.14	100.0%
TOTAL CAPITAL PROJECTS	-18,729,680	-6,152,731	-24,882,411	-21,971,315.46	-2,911,095.54	88.3%
266 WORKER'S COMPENSATION						
49800 OPERATING TRANSFERS	-787,111	0	-787,111	.00	-787,111.00	.0%

06/05/2019 10:27
mlopez

MONTGOMERY COUNTY GOVERNMENT, TN
YEAR-TO-DATE BUDGET REPORT

P 5
glytdbud

FOR 2019 11

JOURNAL DETAIL 2019 1 TO 2019 12

	ORIGINAL ESTIM REV	ESTIM REV ADJSTMTS	REVISED EST REV	ACTUAL YTD REVENUE	REMAINING REVENUE	PCT COLL
TOTAL WORKER'S COMPENSATION	-787,111	0	-787,111	.00	-787,111.00	.0%
GRAND TOTAL	-150,700,621	-7,471,268	-158,171,889	-150,117,306.17	-8,054,582.79	94.9%
** END OF REPORT - Generated by Mariel Lopez-Gonzalez **						

06/05/2019 10:27
mlopez

MONTGOMERY COUNTY GOVERNMENT, TN
YEAR-TO-DATE BUDGET REPORT

P 6
glytdbud

REPORT OPTIONS

	Field #	Total	Page Break
Sequence 1	1	Y	N
Sequence 2	11	Y	N
Sequence 3	0	N	N
Sequence 4	0	N	N

Report title:
YEAR-TO-DATE BUDGET REPORT

Includes accounts exceeding 0% of budget.

Print totals only: Y

Print Full or Short description: F

Print full GL account: N

Format type: 1

Double space: N

Suppress zero bal accts: Y

Include requisition amount: N

Print Revenues-Version headings: Y

Print revenue as credit: Y

Print revenue budgets as zero: N

Include Fund Balance: N

Print journal detail: Y

From Yr/Per: 2019/ 1

To Yr/Per: 2019/12

Include budget entries: Y

Incl encumb/liq entries: Y

Sort by JE # or PO #: J

Detail format option: 1

Include additional JE comments: N

Multiyear view: D

Amounts/totals exceed 999 million dollars: N

Year/Period: 2019/11

Print MTD Version: N

Roll projects to object: N

Carry forward code: 1

Find Criteria

Field Name	Field Value
------------	-------------

Fund	-101 131 151 171 266
------	----------------------

Department

Program

Function

Object

Project

Character code

Account type

Revenue

Account status

Rollup Code

NOMINATING COMMITTEE

JUNE 10, 2019

ECONOMIC & COMMUNITY DEVELOPMENT BOARD

4 year term

Kayla Goad-LeVan nominated to replace Mark Kelly for a four-year term to expire June 30, 2023.

INDUSTRIAL DEVELOPMENT BOARD

6 year term

Don Jenkins nominated to replace Joyce Norris for a six-year term to expire June 30, 2025.

Todd Harvey nominated to replace David Smithfield for a six-year term to expire June 30, 2025.

Jeff Turner has been filling unexpired term of Tim Hall and is now eligible to serve his first six-year term to expire June 30, 2025.

HEALTH, EDUCATION AND HOUSING FACILTY BOARD

6 year term

Don Jenkins nominated to replace Joyce Norris for a six-year term to expire June 30, 2025.

Todd Harvey nominated to replace David Smithfield for a six-year term to expire June 30, 2025.

Jeff Turner has been filling unexpired term of Tim Hall and is now eligible to serve his first six-year term to expire June 30, 2025.

Nominating Committee Nominations

On Motion to Approve by Commissioner Gannon, seconded by Commissioner Ray, the foregoing Nominating Committee Nominations were Approved by the following roll call vote:

District	Commissioner	Vote	District	Commissioner	Vote	District	Commissioner	Vote
1	John M. Gannon	Y	8	Tangi C. Smith	Y	15	David Harper	Y
2	Charles Keene	Y	9	Carmelle Chandler	Y	16	Loretta J. Bryant	Y
3	Joe Smith	Y	10	James R. Lewis	Y	17	Chris Rasnic	Y
4	Rickey Ray	Y	11	Joe L. Creek	Y	18	Jason D. Knight	Y
5	Rashidah A. Leverett	Y	12	Lisa L. Prichard	Y	19	Garland Johnson	Y
6	Arnold Hodges	Y	13	Walker R. Woodruff	Y	20	Jerry Allbert	Y
7	Brandon Butts	Y	14	Joshua Beal	Y	21	Larry Rocconi	---

Yeses – 20 Noes – 0 Abstentions – 0

ABSENT: Larry Rocconi (1)

COUNTY MAYOR NOMINATIONS

JUNE 10, 2019

PARKS COMMITTEE

2 year term

Joe Mills is nominated to replace John Gannon for a two-year term to expire June 2021.

Alan Groves is nominated to replace Grant Shaw for a two-year term to expire June 2021.

Commissioner Tangi Smith has been filling unexpired term and nominated to serve a two-year term to expire June 2021.

JUDICIAL COMMISSIONERS

1 year term

Michael Williams is nominated to serve a one-year term to expire June 2020.

COUNTY MAYOR APPOINTMENTS

JUNE 10, 2019

CONVENTION & VISITORS BUREAU

3 year term

Joint Appointment with City Mayor

Ginna Holeman is reappointed to serve another three-year term to expire June 2022.

Jerry Allbert is reappointed to serve another three-year term to expire June 2022.

Joel Wallace is appointed, to replace Steven Stroman, to serve a three-year term to expire June 2022.

Britney Campbell is appointed, to fill the unexpired term of Bill Powers, with term to expire June 2020.

Mayor Nominations

On Motion to Approve by Commissioner Gannon, seconded by Commissioner J. Smith, the foregoing Mayor Nominations were Approved by the following roll call vote:

District	Commissioner	Vote	District	Commissioner	Vote	District	Commissioner	Vote
1	John M. Gannon	Y	8	Tangi C. Smith	Y	15	David Harper	Y
2	Charles Keene	Y	9	Carmelle Chandler	Y	16	Loretta J. Bryant	Y
3	Joe Smith	Y	10	James R. Lewis	Y	17	Chris Rasnic	Y
4	Rickey Ray	Y	11	Joe L. Creek	Y	18	Jason D. Knight	Y
5	Rashidah A. Leverett	Y	12	Lisa L. Prichard	Y	19	Garland Johnson	Y
6	Arnold Hodges	Y	13	Walker R. Woodruff	Y	20	Jerry Allbert	Y
7	Brandon Butts	Y	14	Joshua Beal	Y	21	Larry Rocconi	---

Yeses – 20 Noes – 0 Abstentions – 0

ABSENT: Larry Rocconi (1)

The remaining Mayor Appointments were announced.