

JANUARY 11, 2021

BE IT REMEMBERED that the Board of Commissioners of Montgomery County, Tennessee, met in regular session, on Monday, January 11, 2021, at 6:00 P.M. Present and presiding, the Hon. Jim Durrett, County Mayor (Chairman). Also present, Kyle Johnson, Chief of Staff, Kellie Jackson, County Clerk, John Fuson, Sheriff, Tim Harvey, County Attorney, Jeff Taylor, Director of Accounts and Budgets, and the following Commissioners:

Jerry Allbert	Arnold Hodges*	Chris Rasnic
Joshua Beal	Garland Johnson	Rickey Ray
Loretta J. Bryant	Charles Keene	Larry Rocconi
Carmelle Chandler	Jason D. Knight	Joe Smith
Joe L. Creek	Rashidah A. Leverett	Tangi C. Smith
John M. Gannon	James R. Lewis	Walker R. Woodruff
David Harper	Lisa L. Prichard	

PRESENT: 20

ABSENT: Brandon Butts (1)

When and where the following proceedings were had and entered of record,

to-wit:

*Present via Webex

PUBLIC ACCESS TO FORMAL JANUARY 2021 COUNTY COMMISSION MEETING

In accordance with the Governor's Executive Order regarding limiting gatherings to prevent the further spread of COVID-19, and allowing public meetings to be conducted by electronic means, the formal January 2021 County Commission meeting will not be open to the public but can be viewed on the county website mcgtn.org via YouTube video. Limiting public access to the meeting is necessary to protect the public health, safety, and welfare in light of COVID-19.

If you have any questions, please contact Shelly Baggett at smbaggett@mcgtn.net, or by calling 931-648-5787.

BOARD OF COMMISSIONERS

AGENDA

JANUARY 11, 2021

CALL TO ORDER – Sheriff John Fuson

PLEDGE OF ALLEGIANCE – Commissioner Rashidah Leverett

INVOCATION – Chaplain Joe Creek

ROLL CALL

ZONING RESOLUTIONS

None

CONSENT AGENDA

**All items in this portion of the agenda are considered to be routine and non-controversial by the County Commission and may be approved by one motion; however, a member of the County Commission may request that an item be removed for separate consideration.*

21-1-1* Resolution of the Montgomery County Board of Commissioners Authorizing Lease of Computers for CMCSS

21-1-2* Resolution of the Montgomery County Board of Commissioners Approving Amendments to the 2020-2021 CMCSS School Budget

21-1-3* Resolution to Accept a Grant for a \$750,000 Playground to be Constructed by BlueCross BlueShield of Tennessee Foundation at Woodlawn Park

*Commission Minutes dated December 14, 2020

*County Clerk's Report and Notary List

*Nominating Committee Nominations

*County Mayor Nominations and Appointments

(will require suspending rules)

21-1-4 Resolution of the Montgomery County Board of Commissioners Approving an Amendment to the Montgomery County Personnel Policy Manual Regarding COVID-19 Leave

ELECTION PROCESS FOR GENERAL SESSIONS JUDGE

Applicants will be given five (5) minutes to speak to the County Commission.

1. Sharon T. Massey Grimes
2. Samuel Knolton, Jr.
3. Eric J. Yow
4. Merriel Bullock Neal
5. Dennis W. Stanford

County Clerk commences election process.

REPORTS FILED

1. Building & Codes Monthly Reports
2. **Trustee's Monthly Reports**
3. **Accounts & Budgets Monthly Reports**

ANNOUNCEMENTS

ADJOURN

**RESOLUTION OF THE MONTGOMERY COUNTY
BOARD OF COMMISSIONERS AUTHORIZING
LEASE OF COMPUTERS**

WHEREAS, pursuant to Section 7-51-902 of the Tennessee Code Annotated, as amended, CMCSS is authorized to acquire capital improvement property by Lease Agreement and pay interest thereon by contract for a term not to exceed 40 years, or the useful life of the capital improvement property, whichever is less, and;

WHEREAS, CMCSS (Lessee) desires to enter into a four year Equipment Lease Agreement with successful lease bidder (Lessor) for the purpose of leasing approximately 7,100 student laptops valued at \$3,743,054 to be purchased in fiscal year 2020-2021, with an annual lease payment including finance charges not to exceed \$950,000, and;

WHEREAS, the funding for the lease agreement is included in the 2020-2021 General Purpose School Fund Budget approved by the Montgomery Board of County Commissioner, and;

NOW, THEREFORE, BE IT RESOLVED by the Montgomery County Board of County Commissioners assembled in Regular Session on this the 11th day of January, 2021 that the Agreement between the successful lease bidder (Lessor) and the Lessee are hereby approved and the Director (the "Authorized Officer") is hereby authorized and directed to execute said Agreement on behalf of the Lessee. The agreement will be executed for fiscal year 2020-2021.

Duly passed and approved this 11th day of January, 2021.

Sponsor _____

Commissioner _____

Approved _____
County Mayor

Attested _____
County Clerk



Consent Agenda

Resolutions 21-1-1, 21-1-2, 21-1-3

December 14, 2020 Commission Minutes

Clerk's Report

Nominating Committee Nominations

County Mayor Nominations

County Mayor Appointments

On Motion to Adopt by Commissioner Gannon, seconded by Commissioner Rocconi, the

foregoing Consent Agenda items were Adopted and Approved by the following roll call vote:

District	Commissioner	Vote	District	Commissioner	Vote	District	Commissioner	Vote
1	John M. Gannon	Y	8	Tangi C. Smith	Y	15	David Harper	Y
2	Charles Keene	Y	9	Carmelle Chandler	Y	16	Loretta J. Bryant	Y
3	Joe Smith	Y	10	James R. Lewis	Y	17	Chris Rasnic	Y
4	Rickey Ray	Y	11	Joe L. Creek	Y	18	Jason D. Knight	Y
5	Rashidah A. Leverett	Y	12	Lisa L. Prichard	Y	19	Garland Johnson	Y
6	Arnold Hodges	Y	13	Walker R. Woodruff	Y	20	Jerry Allbert	Y
7	Brandon Butts	---	14	Joshua Beal	Y	21	Larry Rocconi	Y

Yeses – 20 Noes – 0 Abstentions – 0

ABSENT: Brandon Butts

RESOLUTION OF THE MONTGOMERY COUNTY
BOARD OF COMMISSIONERS APPROVING
AMENDMENTS TO THE 2020-21
SCHOOL BUDGET

WHEREAS, the proposed amendments to the General Purpose School Fund reflect the most recent estimates of revenues and expenditures, and,

WHEREAS, the Clarksville-Montgomery County Board of Education has studied the attached amendments and approved them on December 8, 2020, for recommendation to the Montgomery County Board of Commissioners.

NOW, THEREFORE, BE IT RESOLVED by the Montgomery County Board of County Commissioners assembled in Regular Business Session on this 11th day of January, 2021, that the 2020-21 School Budget be amended as per the attached schedules.

Sponsor *W. L. ...*
Commissioner *[Signature]*
Approved *[Signature]*
County Mayor
Attested *Hellie Jackson*
County Clerk



11/27/2020

**Clarksville-Montgomery County School System
General Purpose School Fund Budget**

CMCSS

	2020-21 Original Budget	Current Amended Budget	Proposed Increase (Decrease)	Proposed Amended Budget
--	-------------------------------	------------------------------	------------------------------------	-------------------------------

Estimated Revenues

Local Revenues

Current Property Tax	28,002,813	28,002,813	-	28,002,813	
Trustees Collection - Prior Years	500,000	500,000	-	500,000	
Trustees Collection - Bankruptcy	10,000	10,000	-	10,000	
Cir. Clk/Clk Mastr Coll	316,245	316,245	-	316,245	
Interest & Penalties	200,000	200,000	-	200,000	
Payments In Lieu of Taxes (Utility)	577,493	577,493	-	577,493	
Local Option Sales Tax	59,120,695	60,778,378	-	60,778,378	
Wheel Tax	5,151,000	5,151,000	-	5,151,000	
Business Tax	800,000	800,000	-	800,000	
Mixed Drink Tax	400,000	400,000	-	400,000	
Bank Excise Tax	161,000	161,000	-	161,000	
Archives & Records Management Fee	7,800	7,800	-	7,800	
Tuition - Other	98,000	98,000	-	98,000	
School Based Health Program	62,900	62,900	-	62,900	
Criminal Background Fee	36,300	36,300	-	36,300	
Other charges for services	330,000	330,000	-	330,000	
Interest Earned	-	-	1,565	1,565	Interest Earned To Date
Lease/Rentals	138,000	138,000	-	138,000	
E-Rate Funding	295,947	295,947	-	295,947	
Misc. Refund - Other	52,000	52,000	-	52,000	
Sale of Equipment	500,000	2,200,000	700,000	2,900,000	Sale of equipment on Gov Deals
Damages from Individuals	3,435	3,435	-	3,435	
Contributions & Gifts	26,200	26,200	-	26,200	
Other Local Revenue	6,000	6,000	-	6,000	
Total Local Revenues	96,795,828	100,153,511	701,565	100,855,076	

**Clarksville-Montgomery County School System
General Purpose School Fund Budget**

	2020-21 Original Budget	Current Amended Budget	Proposed Increase (Decrease)	Proposed Amended Budget	
State Revenues					
Basic Education Program	191,536,360	189,477,360	-	189,477,360	
Early Childhood Education	1,840,910	1,840,910	-	1,840,910	
Other State Education Funds	-	-	498,750	498,750	Internet Connectivity Grant
Career Ladder Program	307,300	307,300	-	307,300	
Income Tax	175,000	175,000	-	175,000	
Total State Revenues	193,859,570	191,800,570	498,750	192,299,320	
Federal Revenues					
Educ. of the Handicapped Act	-	-	660,615	660,615	High cost reimbursement
Special Ed Preschool	-	-	11,703	11,703	High cost reimbursement
Public Law 874 (Impact Aid)	1,790,633	1,790,633	-	1,790,633	
JROTC	693,600	693,600	-	693,600	
Contributions	22,000	22,000	-	22,000	
Adult Literacy	31,494	31,494	-	31,494	
Total Federal Revenues	2,537,727	2,537,727	672,318	3,210,045	
Non-Revenue Sources					
Capital Lease Proceeds	3,796,350	3,796,350	1,540,196	5,336,546	Capital Lease Remaining
Insurance Recovery	1,000	1,000	-	1,000	
Operating Transfers	1,118,406	1,118,406	-	1,118,406	
Total Non-Revenue Sources	4,915,756	4,915,756	1,540,196	6,455,952	
Total Revenues	298,108,881	299,407,564	3,412,829	302,820,393	

11/27/2020

**Clarksville-Montgomery County School System
General Purpose School Fund Budget**

CMCSS

	2020-21 Original Budget	Current Amended Budget	Proposed Increase (Decrease)	Proposed Amended Budget
--	-------------------------------	------------------------------	------------------------------------	-------------------------------

Beginning Reserves and Fund Balance

Reserve for On-The-Job Injury	402,218	402,218	-	402,218
Reserve for Property & Liability Insurance	781,000	781,000	-	781,000
Reserve for BEP	-	-	-	-
Reserve for Career Ladder	61,967	(826)	-	(826)
Assign for Education - Munis Systems	-	-	-	-
Assign for Education - School Bus Replacements	1,609,500	1,609,500	-	1,609,500
Assign for Technology Equipment, Purchases and Leases	1,033,000	1,033,000	-	1,033,000
Assign for Education - TCRS	-	-	-	-
Total Reserves	3,887,685	3,824,892	-	3,824,892
Beginning Fund Balance	20,086,347	26,752,244	-	26,752,244
Total Reserves and Fund Balance	23,974,032	30,577,136	-	30,577,136
Total Available Funds	322,082,913	329,984,700	3,412,829	333,397,529

Actual Fund Balance as of 6/30/19

Clarksville-Montgomery County School System General Purpose School Fund Budget

2020-21 Original Budget	Current Amended Budget	Proposed Increase (Decrease)	Proposed Amended Budget
-------------------------------	------------------------------	------------------------------------	-------------------------------

Expenditures (Appropriations)**71100 - Regular Instruction**

	2020-21 Original Budget	Current Amended Budget	Proposed Increase (Decrease)	Proposed Amended Budget	
Salaries	102,859,120	103,006,058	(242,546)	102,763,512	Virtual support moved to 72210
Employee Benefits	36,534,572	36,524,752	(45,872)	36,478,880	Associated benefits
Contracted Services	1,649,694	1,645,694	-	1,645,694	
Supplies and Materials	5,571,950	5,571,950	-	5,571,950	
Equipment	59,000	59,000	-	59,000	
Student Fee Waivers	25,582	25,582	-	25,582	
Total 71100 - Regular Instruction	146,699,918	146,833,036	(288,418)	146,544,618	

71150 - Alternative School

Salaries	885,468	885,468	-	885,468	
Employee Benefits	356,150	356,150	-	356,150	
Contracted Services	4,600	4,600	-	4,600	
Supplies and Materials	3,000	3,000	-	3,000	
Total 71150 - Alternative School	1,249,218	1,249,218	-	1,249,218	

71200 - Special Education

Salaries	26,927,138	26,967,995	(40,824)	26,927,171	Moved to 72220
Employee Benefits	9,911,030	9,891,936	(7,314)	9,884,622	Associated benefits
Contracted Services	153,000	339,705	180,047	519,752	High cost reimbursement
Supplies and Materials	85,000	143,941	297,271	441,212	High cost reimbursement
Equipment	10,000	10,000	-	10,000	
Staff Development	-	-	15,000	15,000	High cost reimbursement
Total 71200 - Special Education	37,086,168	37,353,577	444,180	37,797,757	

**Clarksville-Montgomery County School System
General Purpose School Fund Budget**

	2020-21 Original Budget	Current Amended Budget	Proposed Increase (Decrease)	Proposed Amended Budget
71300 - Vocational Education				
Salaries	4,377,161	4,377,161	-	4,377,161
Employee Benefits	1,536,512	1,536,512	-	1,536,512
Contracted Services	9,400	6,500	-	6,500
Supplies and Materials	508,855	511,755	-	511,755
Equipment	140,000	140,000	-	140,000
Total 71300 - Vocational Education	6,571,928	6,571,928	-	6,571,928
72110 - Student Services				
Salaries	691,241	691,241	-	691,241
Employee Benefits	215,074	215,074	-	215,074
Contracted Services	7,360	7,360	-	7,360
Supplies and Materials	10,400	10,400	-	10,400
Staff Development	7,000	7,000	-	7,000
Total 72110 - Student Services	931,075	931,075	-	931,075
72120 - Health Services				
Salaries	1,469,879	1,469,879	-	1,469,879
Employee Benefits	579,833	579,833	-	579,833
Contracted Services	1,200	1,200	-	1,200
Supplies and Materials	33,795	33,795	-	33,795
Equipment	29,150	29,150	-	29,150
Total 72120 - Health Services	2,113,857	2,113,857	-	2,113,857

**Clarksville-Montgomery County School System
General Purpose School Fund Budget**

	2020-21 Original Budget	Current Amended Budget	Proposed Increase (Decrease)	Proposed Amended Budget	
72130 - Other Student Support					
Salaries	8,464,554	8,464,554	-	8,464,554	
Employee Benefits	2,767,107	2,767,107	-	2,767,107	
Contracted Services	462,443	554,243	-	554,243	
Supplies and Materials	6,200	6,200	-	6,200	
Staff Development	10,000	10,000	-	10,000	
Other	1,200	1,200	-	1,200	
Total 72130 - Other Student Support	11,711,504	11,803,304	-	11,803,304	
72210 - Regular Instruction Support					
Salaries	10,599,143	10,681,758	351,794	11,033,552	Virtual support positions from 71100 and 72410 Associated Benefits
Employee Benefits	3,660,124	3,745,299	65,451	3,810,750	
Contracted Services	450,520	450,520	-	450,520	
Supplies and Materials	1,086,556	1,086,556	-	1,086,556	
Equipment	5,000	5,000	-	5,000	
Staff Development	897,472	904,672	-	904,672	
Other	21,000	21,000	-	21,000	
Total 72210 - Regular Instruction Support	16,719,815	16,894,805	417,245	17,312,050	
72215 - Alternative School Support					
Salaries	23,408	23,408	-	23,408	
Employee Benefits	5,079	5,079	-	5,079	
Total 72215 - Alternative School Support	28,487	28,487	-	28,487	

Clarksville-Montgomery County School System General Purpose School Fund Budget

	2020-21 Original Budget	Current Amended Budget	Proposed Increase (Decrease)	Proposed Amended Budget	
72220 - Special Education Support					
Salaries	2,072,650	2,072,650	40,824	2,113,474	From 71200
Employee Benefits	684,286	684,286	7,314	691,600	Associated Benefits
Contracted Services	179,800	197,854	-	197,854	
Supplies and Materials	180,301	230,301	180,000	410,301	High Cost Reimbursement
Staff Development	20,500	20,500	-	20,500	
Total 72220 - Special Education Support	3,137,537	3,205,591	228,138	3,433,729	
72230 - Vocational Education Support					
Salaries	128,083	128,083	-	128,083	
Employee Benefits	23,735	23,735	-	23,735	
Supplies and Materials	600	600	-	600	
Staff Development	2,000	2,000	-	2,000	
Total 72230 - Vocational Education Support	154,418	154,418	-	154,418	
72250 - Technology					
Salaries	1,271,934	1,392,783	-	1,392,783	
Employee Benefits	407,112	438,797	-	438,797	
Contracted Services	1,672,865	2,152,865	585,918	2,738,783	Internet Connectivity
Supplies and Materials	3,213,377	3,213,377	-	3,213,377	
Equipment	5,031,350	5,031,350	1,541,761	6,573,111	Lease remaining from prior year
Staff Development	34,460	34,460	-	34,460	
Total 72250 - Technology	11,631,098	12,263,632	2,127,679	14,391,311	
72260 - Adult Education Support					
Salaries	248,381	248,381	-	248,381	
Employee Benefits	61,353	61,353	-	61,353	
Total 72260 - Adult Education Support	309,734	309,734	-	309,734	

**Clarksville-Montgomery County School System
General Purpose School Fund Budget**

	2020-21 Original Budget	Current Amended Budget	Proposed Increase (Decrease)	Proposed Amended Budget
72310 - Board of Education				
Salaries	70,722	70,722	-	70,722
Employee Benefits	1,343,700	1,393,700	-	1,393,700
Contracted Services	298,300	298,300	-	298,300
Insurance Premiums	1,106,287	1,089,047	-	1,089,047
Trustee's Commission	1,301,705	1,301,705	-	1,301,705
Staff Development	19,500	19,500	-	19,500
Background Investigations/Prof. Dev.	95,000	95,000	-	95,000
Community Relations	500	500	-	500
Total 72310 - Board of Education	4,235,714	4,268,474	-	4,268,474
72320 - Director of Schools				
Salaries	597,226	597,226	-	597,226
Employee Benefits	168,488	168,488	-	168,488
Contracted Services	72,540	72,540	-	72,540
Supplies and Materials	3,650	3,650	-	3,650
Equipment	1,500	1,500	-	1,500
Staff Development	21,250	21,250	-	21,250
Total 72320 - Director of Schools	864,654	864,654	-	864,654
72320 - Printing and Communications				
Salaries	560,830	560,830	-	560,830
Employee Benefits	228,707	228,707	-	228,707
Contracted Services	74,650	74,650	-	74,650
Supplies and Materials	60,776	60,776	-	60,776
Equipment	26,820	26,820	-	26,820
Staff Development	27,982	27,982	-	27,982
Total 72320 - Printing and Communications	979,765	979,765	-	979,765

**Clarksville-Montgomery County School System
General Purpose School Fund Budget**

	2020-21 Original Budget	Current Amended Budget	Proposed Increase (Decrease)	Proposed Amended Budget	
72410 - Office of the Principal					
Salaries	14,857,964	14,857,964	(109,248)	14,748,716	Moved to 72210
Employee Benefits	5,849,578	5,849,578	(19,579)	5,829,999	Associated Benefits
Contracted Services	30,200	30,200	-	30,200	
Equipment	25,000	25,000	-	25,000	
Staff Development	39,000	39,000	-	39,000	
Total 72410 - Office of the Principal	20,801,742	20,801,742	(128,827)	20,672,915	
72510 - Business Affairs					
Salaries	1,893,436	1,893,436	-	1,893,436	
Employee Benefits	742,857	742,857	-	742,857	
Contracted Services	73,699	199,249	50,000	249,249	Fees on Gov Deals sales
Supplies and Materials	20,180	20,180	-	20,180	
Equipment	5,800	5,800	-	5,800	
Staff Development	16,619	16,619	-	16,619	
Total 72510 - Business Affairs	2,752,591	2,878,141	50,000	2,928,141	
72520 - Human Resources					
Salaries	2,000,563	2,000,563	-	2,000,563	
Employee Benefits	648,335	648,335	-	648,335	
Contracted Services	126,830	126,830	-	126,830	
Supplies and Materials	48,700	48,700	-	48,700	
Equipment	181,200	1,200	-	1,200	
Staff Development	16,325	16,325	-	16,325	
Total 72520 - Human Resources	3,021,953	2,841,953	-	2,841,953	

**Clarksville-Montgomery County School System
General Purpose School Fund Budget**

	2020-21 Original Budget	Current Amended Budget	Proposed Increase (Decrease)	Proposed Amended Budget	
72610 - Operation of Plant					
Salaries	6,400,116	6,400,116	-	6,400,116	
Employee Benefits	3,075,372	3,075,372	-	3,075,372	
Contracted Services	792,950	792,400	-	792,400	
Supplies and Materials	657,845	633,845	-	633,845	
Equipment	210,000	234,000	-	234,000	
Utilities	6,618,329	6,618,329	-	6,618,329	
Insurance Premiums	498,381	556,732	-	556,732	
Staff Development	10,000	10,000	-	10,000	
Total 72610 - Operation of Plant	18,262,993	18,320,794	-	18,320,794	
72620 - Maintenance of Plant					
Salaries	3,032,361	3,032,361	-	3,032,361	
Employee Benefits	1,390,493	1,390,493	-	1,390,493	
Contracted Services	1,172,497	1,172,497	-	1,172,497	
Supplies and Materials	1,346,315	1,346,315	-	1,346,315	
Equipment	23,000	23,000	-	23,000	
Insurance Premiums	62,037	56,762	-	56,762	
Staff Development	10,000	10,000	-	10,000	
Total 72620 - Maintenance of Plant	7,036,703	7,031,428	-	7,031,428	
72901 - COVID-19					
Salaries	-	65,000	81,031	146,031	Temporary help
Employee Benefits	-	4,973	8,207	13,180	Associated benefits
Supplies and Materials	-	385,000	-	385,000	
Equipment	-	930,027	(89,238)	840,789	Move to salaries and benefits
Total 72901 - COVID-19	-	1,385,000	-	1,385,000	

**Clarksville-Montgomery County School System
General Purpose School Fund Budget**

	2020-21 Original Budget	Current Amended Budget	Proposed Increase (Decrease)	Proposed Amended Budget	
73400 - Early Childhood Education					
Salaries	1,672,210	1,672,210	-	1,672,210	
Employee Benefits	714,851	714,851	-	714,851	
Contracted Services	2,500	2,500	-	2,500	
Supplies and Materials	22,500	22,500	-	22,500	
Equipment	12,500	12,500	-	12,500	
Staff Development	6,000	6,000	-	6,000	
Total 73400 - Early Childhood Education	2,430,561	2,430,561	-	2,430,561	
82130 - Debt Service					
Principal Payments	6,885,273	6,885,273	-	6,885,273	
Total 82130 - Debt Service	6,885,273	6,885,273	-	6,885,273	
82230 - Debt Service					
Lease Interest Payments	348,251	348,251	-	348,251	
Total 82230 - Debt Service	348,251	348,251	-	348,251	
99100 - Interfund Transfers					
	508,812	508,812	-	508,812	
Total 99100 - Interfund Transfers	508,812	508,812	-	508,812	
Total Expenditures	306,473,769	309,257,510	2,849,997	312,107,507	
Ending Reserves and Fund Balance					
Fund Balance	9,374,459	13,956,615	562,832	14,519,447	Projected fund balance at 6/30/21
On-The-Job Injury Reserve	402,218	402,218	-	402,218	
Property & Liability Insurance Reserve	781,000	781,000	-	781,000	

11/27/2020

**Clarksville-Montgomery County School System
General Purpose School Fund Budget**

CMCSS

	2020-21 Original Budget	Current Amended Budget	Proposed Increase (Decrease)	Proposed Amended Budget
BEP Reserve	-	-	-	-
Career Ladder Reserve	61,967	(826)	-	(826)
Assign for Education - Munis Systems	-	-	-	-
Assign for Education - School Bus Replacements	509,500	509,500	0.00	509,500
Assign for Technology Equipment, Purchases and Leases	4,480,000	5,078,683	-	5,078,683
Assign for Education - TCRS	-	-	-	-
Total Reserves and Fund Balance	15,609,144	20,727,190	562,832	21,290,022
Total Expenditures, Reserves and Fund Balance	322,082,913	329,984,700	3,412,829	333,397,529

Consent Agenda

Resolutions 21-1-1, 21-1-2, 21-1-3

December 14, 2020 Commission Minutes

Clerk's Report

Nominating Committee Nominations

County Mayor Nominations

County Mayor Appointments

On Motion to Adopt by Commissioner Gannon, seconded by Commissioner Rocconi, the

foregoing Consent Agenda items were Adopted and Approved by the following roll call vote:

District	Commissioner	Vote	District	Commissioner	Vote	District	Commissioner	Vote
1	John M. Gannon	Y	8	Tangi C. Smith	Y	15	David Harper	Y
2	Charles Keene	Y	9	Carmelle Chandler	Y	16	Loretta J. Bryant	Y
3	Joe Smith	Y	10	James R. Lewis	Y	17	Chris Rasnic	Y
4	Rickey Ray	Y	11	Joe L. Creek	Y	18	Jason D. Knight	Y
5	Rashidah A. Leverett	Y	12	Lisa L. Prichard	Y	19	Garland Johnson	Y
6	Arnold Hodges	Y	13	Walker R. Woodruff	Y	20	Jerry Allbert	Y
7	Brandon Butts	---	14	Joshua Beal	Y	21	Larry Rocconi	Y

Yeses – 20 Noes – 0 Abstentions – 0

ABSENT: Brandon Butts

RESOLUTION TO ACCEPT A GRANT FOR A \$750,000 PLAYGROUND TO BE CONSTRUCTED BY BLUECROSS BLUESHIELD OF TENNESSEE FOUNDATION AT WOODLAWN PARK




WHEREAS, the Montgomery County Parks & Recreation Department would like to accept grant money for the BlueCross BlueShield of Tennessee Foundation to construct a playground at Woodlawn Park; and

WHEREAS, the Montgomery County Parks will oversee the receiving and construction of the playground at Woodlawn Park.

NOW, THEREFORE, BE IT RESOLVED by the Montgomery County Board of Commissioners meeting in regular session on this 11th day of January 2021, that this legislative body agrees to accept the \$750,000 grant for the specific purpose of BCBS constructing a BlueCross Healthy Place at Woodlawn Park.

SECTION 1. Montgomery County hereby accepts the following grant for the purpose herein stated. Montgomery County will accept the maintenance and upkeep once the project is complete.

Duly passed and approved this 11th day of January 2021.

Sponsor 
Commissioner 
Approved 
County Mayor

Attested 
County Clerk



Consent Agenda

Resolutions 21-1-1, 21-1-2, 21-1-3

December 14, 2020 Commission Minutes

Clerk's Report

Nominating Committee Nominations

County Mayor Nominations

County Mayor Appointments

On Motion to Adopt by Commissioner Gannon, seconded by Commissioner Rocconi, the

foregoing Consent Agenda items were Adopted and Approved by the following roll call vote:

District	Commissioner	Vote	District	Commissioner	Vote	District	Commissioner	Vote
1	John M. Gannon	Y	8	Tangi C. Smith	Y	15	David Harper	Y
2	Charles Keene	Y	9	Carmelle Chandler	Y	16	Loretta J. Bryant	Y
3	Joe Smith	Y	10	James R. Lewis	Y	17	Chris Rasnic	Y
4	Rickey Ray	Y	11	Joe L. Creek	Y	18	Jason D. Knight	Y
5	Rashidah A. Leverett	Y	12	Lisa L. Prichard	Y	19	Garland Johnson	Y
6	Arnold Hodges	Y	13	Walker R. Woodruff	Y	20	Jerry Allbert	Y
7	Brandon Butts	---	14	Joshua Beal	Y	21	Larry Rocconi	Y

Yeses – 20 Noes – 0 Abstentions – 0

ABSENT: Brandon Butts

COUNTY COMMISSION MINUTES FOR

DECEMBER 14, 2020

SUBMITTED FOR APPROVAL JANUARY 11, 2021

BE IT REMEMBERED that the Board of Commissioners of Montgomery County, Tennessee, met in regular session, on Monday, December 14, 2020, at 6:00 P.M. Present and presiding, the Hon. Jim Durrett, County Mayor (Chairman). Also present, Kyle Johnson, Chief of Staff, Kellie Jackson, County Clerk, John Fuson, Sheriff, Tim Harvey, County Attorney, Jeff Taylor, Director of Accounts and Budgets, and the following Commissioners:

Jerry Allbert	David Harper	Lisa L. Prichard
Joshua Beal	Arnold Hodges*	Chris Rasnic
Loretta J. Bryant	Garland Johnson	Rickey Ray
Brandon Butts*	Charles Keene*	Larry Rocconi
Carmelle Chandler	Jason D. Knight	Joe Smith
Joe L. Creek	Rashidah A. Leverett	Tangi C. Smith*
John M. Gannon	James R. Lewis	Walker R. Woodruff

PRESENT: 21

ABSENT: None

When and where the following proceedings were had and entered of record,
to-wit:

*Present via Webex

Mayor Durrett presented Certificates of Appreciation to the employees of the Election Commission.

Mayor Durrett presented a Proclamation to Gerry Pulley, for his retirement from Montgomery County Emergency Medical Services.

The following Resolution Failed:

CZ-22-2020 Resolution of the Montgomery County Board of Commissioners Amending the Zone Classification of the Property of Leroy Fry

The following Resolutions were Adopted:

CZ-23-2020 Resolution of the Montgomery County Board of Commissioners Amending the Zone Classification of the Property of Holly Point LLC

CZO-3-2020 Resolution Amending the Zoning Resolution of Montgomery County, Tennessee, as it Pertains to Floodway Overlay Districts

20-12-1 Resolution Appropriating Funds for the Purpose of Employing an Additional Case Manager in the Veteran's Treatment Court Office and Appropriating Funding for the Remaining Half of One Current Full-Time Case Manager

20-12-4 Resolution of the Governing Body of Montgomery County, Tennessee, the Montgomery County Board of Commissioners, to Amend Private Acts 1979, Chapter 167

A Motion to Suspend the Rules was Approved unanimously prior to voting on Resolution 20-12-5.

20-12-5 Resolution Adopting the Revised Rules of Procedure Regarding Voting During Virtual Commission Meetings Due to COVID-19.

The following Resolutions were Adopted as part of the Consent Agenda:

20-12-2 Initial Resolution Authorizing the Issuance of Not to Exceed Ten Million Dollars (\$10,000,000) General Obligation Bonds of Montgomery County, Tennessee

20-12-3 Resolution Authorizing the Issuance of General Obligation School and Public Improvement Bonds of Montgomery County, Tennessee in the Aggregate Principal Amount of Not to Exceed \$110,000,000, in One or More Series; Making Provision for the Issuance, Sale and Payment of Said Bonds, Establishing the Terms Thereof and the Disposition of Proceeds Therefrom; and Providing for the Levy of Taxes for the Payment of Principal of, Premium, if any, and Interest on the Bonds

The following items were Approved as part of the Consent Agenda:

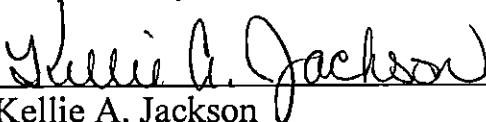
- Commission Meeting Minutes dated November 9, 2020
- County Clerk's Report and Notary List
- County Mayor Appointments

Reports Filed:

1. 2020 Census Final Report from Montgomery County
2. Building & Codes Monthly Reports
3. State Report on Debt Obligation – General Obligation Bonds, Series 2020B
4. State Report on Debt Obligation – General Obligation Bonds, Series 2020C
5. County Courtroom Security Report for 2020
6. CMCSS – Quarterly Finance Report
7. CMCSS – Quarterly Construction Report
8. Accounts & Budgets Monthly Reports
9. Trustee's Monthly Reports

The Board was adjourned.

Submitted by:



Kellie A. Jackson
County Clerk



Consent Agenda

Resolutions 21-1-1, 21-1-2, 21-1-3

December 14, 2020 Commission Minutes

Clerk's Report

Nominating Committee Nominations

County Mayor Nominations

County Mayor Appointments

On Motion to Adopt by Commissioner Gannon, seconded by Commissioner Rocconi, the

foregoing Consent Agenda items were Adopted and Approved by the following roll call vote:

District	Commissioner	Vote	District	Commissioner	Vote	District	Commissioner	Vote
1	John M. Gannon	Y	8	Tangi C. Smith	Y	15	David Harper	Y
2	Charles Keene	Y	9	Carmelle Chandler	Y	16	Loretta J. Bryant	Y
3	Joe Smith	Y	10	James R. Lewis	Y	17	Chris Rasnic	Y
4	Rickey Ray	Y	11	Joe L. Creek	Y	18	Jason D. Knight	Y
5	Rashidah A. Leverett	Y	12	Lisa L. Prichard	Y	19	Garland Johnson	Y
6	Arnold Hodges	Y	13	Walker R. Woodruff	Y	20	Jerry Allbert	Y
7	Brandon Butts	---	14	Joshua Beal	Y	21	Larry Rocconi	Y

Yeses – 20 Noes – 0 Abstentions – 0

ABSENT: Brandon Butts

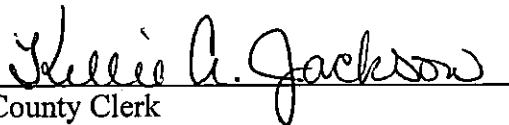
**County Clerk's Report
January 11, 2021**

Comes Kellie A. Jackson, County Clerk, Montgomery County, Tennessee, and presents the County Clerk's Report for the month of December 2020.

I hereby request that the persons named on the list of new applicants to the office of Notary Public be elected. The Oaths of the Sheriff's Deputy and Deputy County Officials are approved as taken.

This report shall be spread upon the minutes of the Board of County Commissioners.

This the 11th day of January 2021.


County Clerk



OATH OF DEPUTY SHERIFF

NAME	OFFICE	DATE
David Keenom	Deputy Sheriff	11/30/2020

OATHS OF DEPUTY COUNTY OFFICIALS

NAME	OFFICE	DATE
Janeth Beltran	Deputy County Clerk	12/07/2020
Terri Lowrey	Deputy County Clerk	12/15/2020

MONTGOMERY COUNTY CLERK
 KELLIE A JACKSON COUNTY CLERK
 350 PAGEANT LANE SUITE 502
 CLARKSVILLE TN 37040
 Telephone 931-648-5711
 Fax 931-572-1104

Notaries to be elected January 11, 2021

NAME	HOME ADDRESS AND PHONE	BUSINESS ADDRESS AND PHONE
1. MARK ALLEMANG	3214 QUINCY LANE CLARKSVILLE TN 37043 815-761-1528	931 552 0359
2. LARAE BANE	1118 LUCAS DR CLARKSVILLE TN 37040 317-691-1783	601 COLLEGE ST CLARKSVILLE TN 37044 931-221-7181
3. KELSEY CALHOUN	1341 ABBY LOU DR CLARKSVILLE TN 37040 731 431 4308	830 CRESENT CENTRE DR #550 FRANKLIN TN 37067 731 431 4308
4. AMANDA CELAYA	130 BEAGLE LANE ASHLAND CITY TN 37015 909 615 8767	615 875 3370
5. KELLI FAERBER	1006 WELLSFORD CT CLARKSVILLE TN 37043 931 358 5471	1640 OLD RUSSELLVILLE PIKE CLARKSVILLE TN 37043 931 648 7720
6. GAIL FIELDER	1558 LOCK B RD SOUTH CLARKSVILLE TN 37040 931 933 1508	1600 MADISON ST CLARKSVILLE TN 37043 931 920 6517
7. LAURIE A FIELDS	201 JOSIE LANE CLARKSVILLE TN 37043 931 472 4669	135 CENTER POINTE DR CLARKSVILLE TN 37040 931 647 0677
8. LOY GAITEN	221 MONCREST DR CLARKSVILLE TN 37042 931-538-0302 PO BOX 31241	2271 WILMA RUDOLPH BLVD CLARKSVILLE TN 37042
9. KAYLA MELISSA HAMMOCK	CLARKSVILLE TN 37040 573 528 8102	
10. ARLENE HARRISON	2037 LINTWOOD DR CLARKSVILLE TN 37042 931 201 7988	2400 PATTERSON ST NASHVILLE TN 37203 615 342 6830
11. MEREDITH HAYWOOD	1470 PALMYRA RD PALMYRA TN 37142 931 647 5651	2600 WILMA RUDOLPH BLVD CLARKSVILLE TN 37040 931 647 5651
12. MICHELLE D HUERTA	135 COUNTRY LANE UNIT 804 CLARKSVILLE TN 37043 734 718 1197	
13. CHRISTY ILENE HUGHES	5415 BATEMAN BRANCH RD ERIN TN 37061 931-209-2821	2162 WILMA RUDOLPH BLVD CLARKSVILLE TN 37040 9318028813

MONTGOMERY COUNTY CLERK
 KELLIE A JACKSON COUNTY CLERK
 350 PAGEANT LANE SUITE 502
 CLARKSVILLE TN 37040
 Telephone 931-648-5711
 Fax 931-572-1104

Notaries to be elected January 11, 2021

NAME	HOME ADDRESS AND PHONE	BUSINESS ADDRESS AND PHONE
14. JACKEY ALLMOND JONES	132 KINGSWOOD DRIVE CLARKSVILLE TN 37043 205-522-9210	329 MAIN ST CLARKSVILLE TN 37040 9316457448
15. CHRIS B JONES	3856 HUGH GILL RD ADAMS TN 37010 615 934 7493	601 COLLEGE ST CLARKSVILLE TN 37040 931 221 7430
16. BRIAN JORDAN	2037 LINTWOOD DR CLARKSVILLE TN 37042 931-201-7988	931-201-7988 955 N RIVERSIDE DR CLARKSVILLE TN 37040 931 503 2020
17. ELOISA KNIGHT	4636 SANGO RD CLARKSVILLE TN 37040 931-358-9787	2693 TOWNSEND COURT STE C CLARKSVILLE TN 37043 9316470244
18. DUSTIN LOBATO	609 HAMILTON ST CLARKSVILLE TN 37040 931-302-4727	216 JACKSON RD CLARKSVILLE TN 37042 270-498-9889
19. MARIA DEL ROSARIO LUJANO CONTRERAS	2323 RALEIGH COURT APT 2 CLARKSVILLE TN 37043 270-498-9889	2501 HWY 41A BYPASS CLARKSVILLE TN 37043 931-648-1607
20. LARRY W LYLE	722 WILEY BROWN RD CLARKSVILLE TN 37043 931-436-8349	2215 GARLAND AVE NASHVILLE TN 37201 615 875 4911
21. TABBI MCKINNEY	3432 HEATHERWOOD TRACE CLARKSVILLE TN 37040 601 940 4621	135 CNETER POINTE DR CLARKSVILLE TN 37040 9316470677
22. EVE OSBORNE	3377 GUTHRIE RD CLARKSVILLE TN 37043 931-647-0677	1600 MADISON ST CLARKSVILLE TN 37043 931 920 6513
23. LISA C PACE	1888 DARLINGTON CLARKSVILLE TN 37042 931 401 8809	1925 ASHLAND CITY RD APT 1125 CLARKSVILLE TN 37043 931 289 6586
24. KIM PHILLIPS	2524 ANTIOCH CHURCH RD CLARKSVILLE TN 37040 931 472 4472	135 CENTER POINTE DR CLARKSVILLE TN 37040 502 MADISON ST CLARKSVILLE TN 37040 931 503 8282
25. SHELAH PIERCE		

MONTGOMERY COUNTY CLERK
KELLIE A JACKSON COUNTY CLERK
350 PAGEANT LANE SUITE 502
CLARKSVILLE TN 37040
Telephone 931-648-5711
Fax 931-572-1104

Notaries to be elected January 11, 2021

<u>NAME</u>	<u>HOME ADDRESS AND PHONE</u>	<u>BUSINESS ADDRESS AND PHONE</u>
26. PATTY PREMUS	807 GLENDALE DR CLARKSVILLE TN 37043 931 538 8703	660 PROVIDENCE BLVD CLARKSVILLE TN 37040
27. RALPH DANIEL RHEMANN JR	4301 OLD CLARKSVILLE PIKE CLARKSVILLE TN 37043 931-603-6122	4301 OLD CLARKSVILLE PIKE CLARKSVILLE TN 37043 931 980 5962
28. KATHERINE R ROBERTS	3600 HWY 41A SOUTH CLARKSVILLE TN 37043 931 206 2159	116 CENTER CT CLARKSVILLE TN 37040 931 647 0677
29. BRITTANY ROBINSON	928 KENWOOD DR CLARKSVILLE TN 37043 931-220-2776	1430 MADISON ST CLARKSVILLE TN 37040 931-920-1568
30. SONIA VARGAS	1209 WINTERSET DR CLARKSVILLE TN 37040 704 550 6960	N/A
31. JAMES WEAKLEY	490 EXCELL RD CLARKSVILLE TN 37043 931 801 3263	635 FROSTY MORN DR CLARKSVILLE TN 37040 931 647 2233
32. TARA WHITE	1402 AMBLESIDE DR CLARKSVILLE TN 37040 731-727-7369	412 FRANKLIN ST CLARKSVILLE TN 37040 931-919-5060
33. KRISTIE WINTERS	1279 JUNIPER PASS CLARKSVILLE TN 37043 931-538-8483	601 COLLEGE ST CLARKSVILLE TN 37040 9312217786

Consent Agenda

Resolutions 21-1-1, 21-1-2, 21-1-3

December 14, 2020 Commission Minutes

Clerk's Report

Nominating Committee Nominations

County Mayor Nominations

County Mayor Appointments

On Motion to Adopt by Commissioner Gannon, seconded by Commissioner Rocconi, the

foregoing Consent Agenda items were Adopted and Approved by the following roll call vote:

District	Commissioner	Vote	District	Commissioner	Vote	District	Commissioner	Vote
1	John M. Gannon	Y	8	Tangi C. Smith	Y	15	David Harper	Y
2	Charles Keene	Y	9	Carmelle Chandler	Y	16	Loretta J. Bryant	Y
3	Joe Smith	Y	10	James R. Lewis	Y	17	Chris Rasnic	Y
4	Rickey Ray	Y	11	Joe L. Creek	Y	18	Jason D. Knight	Y
5	Rashidah A. Leverett	Y	12	Lisa L. Prichard	Y	19	Garland Johnson	Y
6	Arnold Hodges	Y	13	Walker R. Woodruff	Y	20	Jerry Allbert	Y
7	Brandon Butts	---	14	Joshua Beal	Y	21	Larry Rocconi	Y

Yeses – 20 Noes – 0 Abstentions – 0

ABSENT: Brandon Butts

NOMINATING COMMITTEE

January 11, 2021

AGRICULTURAL EXTENSION COMMITTEE

2-year term

Lavergne Menees nominated to replace Sue Cooper for a two-year term to expire January 2023.

Carmelle Chandler nominated to replace Brandon Butts for a two-year term to expire January 2023.

Elsworth Steve Green nominated to replace Joshua Johnson for a two-year term to expire January 2023.

JAIL AND JUVENILE DETENTION COMMITTEE

2-year term

Walker Woodruff nominated to replace Josh Beal for a two-year term to expire January 2023.

Joe Smith nominated to replace Jason Knight for a two-year term to expire January 2023.

NOMINATING COMMITTEE

2-year term

David Harper nominated to replace John Gannon in Nominating District #1 for a two-year term to expire January 2023.

Loretta Bryant nominated to replace Arnold Hodges in Nominating District #3 for a two-year term to expire January 2023.

James Lewis nominated to replace Joe Creek in Nominating District #5 for a two-year term to expire January 2023.

SCHOOL LIAISON COMMITTEE

2-year term

Lisa Prichard nominated to replace Carmelle Chandler in School Committee District #5 for a two-year term to expire January 2023.

MUSEUM BOARD

3-year term

Dan Black nominated to replace Betsy Kimbrough to serve a three-year term to expire January 2024.

Larry Richardson nominated to replace Martha Hopson to serve a three-year term to expire January 2024.

Wes Sumner nominated to serve another three-year term with term to expire January 2024.

Consent Agenda

Resolutions 21-1-1, 21-1-2, 21-1-3
December 14, 2020 Commission Minutes
Clerk's Report
Nominating Committee Nominations
County Mayor Nominations
County Mayor Appointments

On Motion to Adopt by Commissioner Gannon, seconded by Commissioner Rocconi, the

foregoing Consent Agenda items were Adopted and Approved by the following roll call vote:

District	Commissioner	Vote	District	Commissioner	Vote	District	Commissioner	Vote
1	John M. Gannon	Y	8	Tangi C. Smith	Y	15	David Harper	Y
2	Charles Keene	Y	9	Carmelle Chandler	Y	16	Loretta J. Bryant	Y
3	Joe Smith	Y	10	James R. Lewis	Y	17	Chris Rasnic	Y
4	Rickey Ray	Y	11	Joe L. Creek	Y	18	Jason D. Knight	Y
5	Rashidah A. Leverett	Y	12	Lisa L. Prichard	Y	19	Garland Johnson	Y
6	Arnold Hodges	Y	13	Walker R. Woodruff	Y	20	Jerry Allbert	Y
7	Brandon Butts	---	14	Joshua Beal	Y	21	Larry Rocconi	Y

Yeses – 20 Noes – 0 Abstentions – 0

ABSENT: Brandon Butts

COUNTY MAYOR NOMINATIONS

JANUARY 11, 2021

ANIMAL CARE & CONTROL COMMITTEE

2-year term

Commissioner Joe Smith nominated to serve a second two-year term with term to expire January 2023.

Tracie Hogan nominated to serve a second two-year term with term to expire January 2023.

Capt. Scott Thornton nominated to serve a second two-year term with term to expire January 2023.

PURCHASING COMMITTEE

1-year term

Commissioner Brandon Butts nominated to replace Commissioner Arnold Hodges for a one-year term to expire January 2022.

Commissioner Josh Beal nominated to replace Commissioner Tangi Smith for a one-year term to expire January 2022.

Commissioner Carmelle Chandler nominated to replace Commissioner Rickey Ray for a one-year term to expire January 2022.

Commissioner Garland Johnson nominated to replace Commissioner James Lewis for a one-year term to expire January 2022.

RULES COMMITTEE

2-year term

Commissioner Jerry Allbert nominated to replace Commissioner James Lewis for a two-year term to expire January 2023.

Commissioner David Harper nominated to replace Commissioner Tangi Smith for a two-year term to expire January 2023.

Commissioner John Gannon nominated to replace Commissioner Brandon Butts for a two-year term to expire January 2023.

Commissioner Charlie Keene nominated to replace Commissioner Garland Johnson for a two-year term to expire January 2023.

Commissioner Rickey Ray nominated to replace Commissioner Loretta Bryant for a two-year term to expire January 2023.

Consent Agenda

Resolutions 21-1-1, 21-1-2, 21-1-3

December 14, 2020 Commission Minutes

Clerk's Report

Nominating Committee Nominations

County Mayor Nominations

County Mayor Appointments

On Motion to Adopt by Commissioner Gannon, seconded by Commissioner Rocconi, the

foregoing Consent Agenda items were Adopted and Approved by the following roll call vote:

District	Commissioner	Vote	District	Commissioner	Vote	District	Commissioner	Vote
1	John M. Gannon	Y	8	Tangi C. Smith	Y	15	David Harper	Y
2	Charles Keene	Y	9	Carmelle Chandler	Y	16	Loretta J. Bryant	Y
3	Joe Smith	Y	10	James R. Lewis	Y	17	Chris Rasnic	Y
4	Rickey Ray	Y	11	Joe L. Creek	Y	18	Jason D. Knight	Y
5	Rashidah A. Leverett	Y	12	Lisa L. Prichard	Y	19	Garland Johnson	Y
6	Arnold Hodges	Y	13	Walker R. Woodruff	Y	20	Jerry Allbert	Y
7	Brandon Butts	---	14	Joshua Beal	Y	21	Larry Rocconi	Y

Yeses – 20 Noes – 0 Abstentions – 0

ABSENT: Brandon Butts

COUNTY MAYOR APPOINTMENTS

JANUARY 11, 2021

BUDGET COMMITTEE

1-year term

Larry Rocconi has been filling the unexpired term of Commissioner John Gannon and is appointed to serve a one-year term to expire January 2022.

Rashidah Leverett is appointed to serve a one-year term to expire January 2022.

James Lewis is appointed to replace Commissioner Charlie Keene for a one-year term to expire January 2022.

STORM WATER BOARD OF APPEALS

2-year term

Brian Trotter reappointed to serve another two-year term with term to expire January 2023.

Brad Martin reappointed to serve another two-year term with term to expire January 2023.

Mark Cook reappointed to serve another two-year term with term to expire January 2023.

George Watson reappointed to serve another two-year term with term to expire January 2023.

REGIONAL HISTORIC ZONING COMMISSION

5-year term

Craig Rogers appointed to fill the unexpired term of Sally Castleman with term to expire September 2021.

Consent Agenda

Resolutions 21-1-1, 21-1-2, 21-1-3

December 14, 2020 Commission Minutes

Clerk's Report

Nominating Committee Nominations

County Mayor Nominations

County Mayor Appointments

On Motion to Adopt by Commissioner Gannon, seconded by Commissioner Rocconi, the

foregoing Consent Agenda items were Adopted and Approved by the following roll call vote:

District	Commissioner	Vote	District	Commissioner	Vote	District	Commissioner	Vote
1	John M. Gannon	Y	8	Tangi C. Smith	Y	15	David Harper	Y
2	Charles Keene	Y	9	Carmelle Chandler	Y	16	Loretta J. Bryant	Y
3	Joe Smith	Y	10	James R. Lewis	Y	17	Chris Rasnic	Y
4	Rickey Ray	Y	11	Joe L. Creek	Y	18	Jason D. Knight	Y
5	Rashidah A. Leverett	Y	12	Lisa L. Prichard	Y	19	Garland Johnson	Y
6	Arnold Hodges	Y	13	Walker R. Woodruff	Y	20	Jerry Allbert	Y
7	Brandon Butts	---	14	Joshua Beal	Y	21	Larry Rocconi	Y

Yeses – 20 Noes – 0 Abstentions – 0

ABSENT: Brandon Butts

**RESOLUTION OF THE MONTGOMERY COUNTY BOARD OF COMMISSIONERS
APPROVING AN AMENDMENT TO THE MONTGOMERY COUNTY
PERSONNEL POLICY MANUAL REGARDING COVID-19 LEAVE**

WHEREAS, the current Montgomery County Personnel Policy Manual was last fully revised in May 2019; and

WHEREAS, the Montgomery County Personnel Policy Manual has been reviewed by the Director of Human Resources who has identified the need for a revision in policy regarding employee pay during leave pertaining to the COVID-19 pandemic; and

WHEREAS, this amendment would be effective January 1, 2021 and expire on June 30, 2021; and

WHEREAS, the leave provisions of the Families First Coronavirus Response Act (FFCRA) expired on December 31, 2020; and

WHEREAS, we have a duty to ensure a safe workplace, thus it remains in the best interest of the community and our employees to continue to ensure that those exposed to COVID-19 are able to quarantine without undue burden in 2021.

NOW, THEREFORE, BE IT RESOLVED by the Montgomery County Board of Commissioners assembled in regular session on this 11th day of January 2021, that the Montgomery County Personnel Policy Manual is amended temporarily from January 1, 2021 through June 30, 2021 retroactively regarding employee pay and leave pertaining to the COVID-19 pandemic as follows:

Montgomery County employees who meet certain criteria, previously set forth by Qualifying Reasons (1)-(4) of the Families First Coronavirus Response Act (FFCRA), shall be granted additional paid leave for COVID-19 related situations that arise on or after January 1, 2021. The amount of leave allowed shall be as follows:

- Part time employees: up to the average number of hours worked in a one-week period
- 37.5 Hour Work Week employees: up to 37.5 hours
- 40 Hour Work Week employees: up to 40 hours
- 43 Hour Work Week employees: up to 43 hours
- 24-hour shift employees: up to 72 hours

In addition, certain employees who were exempt from the provisions of the FFCRA, may be eligible for COVID-related leave in 2021 at the discretion of the department head or elected official, up to the limits defined above.

Employees may use additional accrued paid leave for any leave needs in excess of the allowed amount, and may be required to take unpaid leave if necessary to protect others in the workplace from potential COVID-19 exposure.

Requests for leave beginning in 2020 will continue to follow the provisions of the FFCRA through the end of the approved leave time.

In the event a Federal Act is subsequently passed, with an effective date prior to June 30, 2021, this policy shall expire upon the effective date of the federal rule, which will replace this policy.

Duly passed and approved this 11th day of January 2021.



Attested

Hellie Jackson
County Clerk

Sponsor

Alyssa D. R...

Commissioner

[Signature]

Approved

[Signature]
County Mayor

21-1-4

On Motion to Adopt by Commissioner Ray, seconded by Commissioner Lewis, the

foregoing Resolution was Adopted by the following roll call vote:

District	Commissioner	Vote	District	Commissioner	Vote	District	Commissioner	Vote
1	John M. Gannon	Y	8	Tangi C. Smith	Y	15	David Harper	Y
2	Charles Keene	Y	9	Carmelle Chandler	Y	16	Loretta J. Bryant	Y
3	Joe Smith	Y	10	James R. Lewis	Y	17	Chris Rasnic	Y
4	Rickey Ray	Y	11	Joe L. Creek	Y	18	Jason D. Knight	Y
5	Rashidah A. Leverett	Y	12	Lisa L. Prichard	Y	19	Garland Johnson	Y
6	Arnold Hodges	Y	13	Walker R. Woodruff	Y	20	Jerry Allbert	Y
7	Brandon Butts	---	14	Joshua Beal	Y	21	Larry Rocconi	Y

Yeses – 20 Noes – 0 Abstentions – 0

ABSENT: Brandon Butts

Election Process to fill the Vacancy of General Sessions Judge

The floor was opened for Commissioners to make Nominations.

The following candidates were Nominated by Commissioner Gannon:

Sharon T. Massey Grimes
Samuel Knolton, Jr.
Eric J. Yow
Merriel Bullock Neal
Dennis W. Stanford

No other nominations were made from the Floor.

Each candidate was given five (5) minutes to speak before the voting process began.

Eric J. Yow withdrew his name prior to voting.

The election process was conducted by Kellie Jackson, County Clerk.

Vote # 1

			1	2	3	4	5	6	7		
District	Commissioner	Present	Merriel Bullock Neal	Samuel Knolton, Jr.	Sharon T. Massey Grimes	Dennis W. Stanford	Write-In	Write-In	Write-In	Vote Registered	Pass/Fail
1	John Gannon	P			x					Registered	
2	Charles Keene	P			x					Registered	
3	Joe Smith	P			x					Registered	
4	Ricky Ray	P			x					Registered	
5	Rashidah Leverett	P	x							Registered	
6	Arnold Hodges	P			x					Registered	
7	Brandon Butts									Absent	
8	Tangi Smith	P	x							Registered	
9	Carmelle Chandler	P	x							Registered	
10	James Lewis	P			x					Registered	
11	Joe Creek	P			x					Registered	
12	Lisa Prichard	P	x							Registered	
13	Walker Woodruff	P	x							Registered	
14	Joshua Beal	P		x						Registered	
15	David Harper	P			x					Registered	
16	Loretta Bryant	P			x					Registered	
17	Chris Rasnic	P			x					Registered	
18	Jason Knight	P			x					Registered	
19	Garland Johnson	P			x					Registered	
20	Jerry Allbert	P			x					Registered	
21	Larry Rocconi	P			x					Registered	
	Totals:	20	5	1	14	0	0	0	0	20	Pass

The Body elected Sharon T. Massey Grimes as General Sessions Judge.



**MONTGOMERY
COUNTY**
TENNESSEE

Montgomery County Government


Building and Codes Department

350 Pageant Lane Suite 309
Clarksville, TN 37040

Phone
931-648-5718

Fax
931-553-5121

Memorandum

TO: Jim Durrett, County Mayor
FROM: Rod Streeter, Building Commissioner 
DATE: January 4, 2021
SUBJ: December 2020 PERMIT REVENUE REPORT

The number of permits issued in December 2020 is as follows: Building Permits 129, Grading Permits 2, Mechanical Permits 58, and Plumbing Permits 30 for a total of 219 permits.

The total cost of construction was \$20,255,604.00. The revenue is as follows: Building Permits \$81,795.90, Grading Permits \$655.00, Plumbing Permits \$2,850.00, Mechanical Permits: \$6,150.00 Plans Review \$2,595.00, BZA \$750.00, Re-Inspections \$1,050.00, Pre-Inspection \$0.00, Safety Inspection \$25.00, and Miscellaneous Fees \$0.00 the total revenue received in December 2020 was \$95,870.90.

FISCAL YEAR 2020/2021 TOTALS TO DATE:

NUMBER OF SINGLE FAMILY PERMITS:	411
COST OF CONSTRUCTION:	\$116,221,340.00
NUMBER OF BUILDING PERMITS:	745
NUMBER OF PLUMBING PERMITS:	179
NUMBER OF MECHANICAL PERMITS:	633
NUMBER OF GRADING PERMITS:	15
BUILDING PERMITS REVENUE:	\$449,508.12
PLUMBING PERMIT REVENUE:	\$17,750.00
MECHANICAL PERMIT REVENUE:	\$75,342.00
GRADING PERMIT REVENUE:	\$17,009.50
RENEWAL FEES:	\$498.70
PLANS REVIEW FEES:	\$58,809.27
BZA FEES:	\$3,000.00
RE-INSPECTION FEES:	\$13,500.00
PRE-INSPECTION FEES:	\$0.00
SAFETY INSPECTION FEES:	\$25.00
MISCELLANEOUS FEES:	\$0.00
MISC REFUNDS	\$0.00
SWBA	\$0.00
TOTAL REVENUE:	\$634,943.29

DECEMBER 2020 GROUND WATER PROTECTION

The number of septic applications received for December 2020 was 0 with total revenue received for the county was \$0.00. The State of Tennessee has went online for all services.

The lease agreement beginning on July 1, 2020-June 30, 2021 was agreed upon between the County and State.

FISCAL YEAR 2020/2021 TOTALS TO DATE:

NUMBER OF GROUND WATER APPLICATIONS (SEPTIC)	0
NUMBER OF SEPTIC TANK DISCLOSURE REQUEST	0
GROUND WATER PROTECTION (STATE: \$0.00)	\$0.00
TOTAL REVENUE:	\$634,943.29
RS/bf	

cc: Jim Durrett, County Mayor
Kyle Johnson, Chief of Staff
Jeff Taylor, Accounts and Budgets
Kellie Jackson, County Clerk



**MONTGOMERY
COUNTY**
TENNESSEE

Montgomery County Government


Building and Codes Department

350 Pageant Lane Suite 309
Clarksville, TN 37040

Phone
931-648-5718

Fax
931-553-5121

Memorandum

TO: Jim Durrett, County Mayor
FROM: Rod Streeter, Building Commissioner 
DATE: January 4, 2021
SUBJ: December 2020 ADEQUATE FACILITIES TAX REPORT

The total number of receipts issued in December 2020 is as follows: City 199 and County 99 for a total of 298.

There were 253 receipts issued on single-family dwellings, 14 receipts issued on multi-family dwellings with a total of 65 units, 0 receipts issued on condominiums with a total of 0 units, 0 receipts issued on townhouses. There was 0 exemption receipt issued.

The total taxes received for December 2020 was \$189,000.00

The total refunds issued for December 2020 was \$0.00.

Total Adequate Facilities Tax Revenue for December 2020 was \$189,000.00

FISCAL YEAR 2020/2021 TOTALS TO DATE:

TOTAL NUMBER OF Adequate Facilities Tax Receipts Issued:	City: 872
	County: 486
	Total: 1358
TOTAL REFUNDS:	\$0.00
TOTAL TAXES RECEIVED:	\$994,000.00

<u>NUMBER OF LOTS AND DWELLINGS ISSUED</u>	<u>CITY</u>	<u>COUNTY</u>	<u>TOTAL</u>
LOTS 5 ACRES OR MORE:	31	32	63
SINGLE-FAMILY DWELLINGS:	701	419	1120
MULTI-FAMILY DWELLINGS (129 Receipts):	645	57	702
CONDOMINIUMS: (38 Receipts)	27	11	38
TOWNHOUSES:	0	0	0
EXEMPTIONS: (8 Receipts)	3	5	8
REFUNDS ISSUED: (0 Receipt)	(0)	(0)	(0)

RS/bf

cc: Jim Durrett, County Mayor
 Kyle Johnson, Chief of Staff
 Jeff Taylor, Accounts and Budgets
 Kellie Jackson, County Clerk

Montgomery County, Tennessee
Office of Trustee
Monthly Financial Report
For the Month Ending 12/31/2020

ASSET		Beginning Balance	Debits	Credits	Ending Balance
999-11120	CASH ON HAND	1,300.00	38,925,091.46	38,925,091.46	1,300.00
999-11130-003	F & M BANK-TAX PAYMENTS	13,615,993.33	781,036.03	266,709.76	14,130,319.60
999-11130-006	PLANTERS BANK-MMA(TAX ACCOUNT)	20,130.97	445,807.01	222,903.00	243,034.98
999-11130-008	CUMBERLAND BK - TAX ACCOUNT	755,340.12	116,786.47	58,320.00	813,806.59
999-11130-022	PLANTERS BANK-OTHER CNTY GOVT CC	654,340.65	45,417.97	22,205.40	677,553.42
999-11130-025	LEGENDS BANK - BI-COUNTY FEES	11,500.00	209,532.58	209,477.58	11,555.00
999-11130-026	PLANTERS BANK -209	53,734.43	3,107.19	244.57	58,597.05
999-11130-027	REGIONS - OPERATING	46,468,966.58	151,192,622.87	92,157,529.62	105,504,059.83
999-11130-028	REGIONS - MCG CLEARING	0.00	13,016.00	13,016.00	0.00
999-11130-029	REGIONS - SCHOOL CLEARING	0.00	11,133,605.71	11,133,605.71	0.00
999-11130-030	CMCSS CREDIT CARD ACCT	1,053,333.16	3,354.68	120.80	1,056,567.04
999-11130-031	REGIONS - MCG CLEARING (NEW)	0.00	6,229,603.78	6,229,603.78	0.00
999-11130-032	F & M DISBURSEMENTS	-919.00	10,052,318.03	10,047,886.03	3,513.00
999-11300-004	LEGENDS BANK - 207	10,082,166.69	209,731.67	5.00	10,291,893.36
999-11300-006	PLANTERS BANK-DEPOSIT ACCT	21,554.15	54.28	21,608.43	0.00
999-11300-011	SYNOVUS - SHARED CD - 101	15,104,829.01	128.28		15,104,957.29
999-11300-019	LOCAL GOVT INVESTMENT POOL 101	49,287.63	7.70		49,295.33
999-11300-026	BANK OF NASHVILLE / SYNOVUS	7,688,036.50	3,602.24		7,671,638.74
999-11300-028	REGIONS - CAPITAL PROJECTS	12,788,328.71	1,277.97	931.08	12,788,675.60
999-11300-029	REGIONS - GO PUBLIC IMPROVEMENT	2,763,114.52	276.12	201.17	2,763,189.47
999-11300-030	REGIONS - WORKER'S COMP	880,829.12	88.02	64.13	880,853.01
999-11300-035	REGIONS - E911	451,503.73	45.12	32.87	451,515.98
999-11300-037	REGIONS - DEBT SERVICE	226,345.85	22.62	16.48	226,351.99
999-11300-038	REGIONS - UNEMPLOYMENT TRUST	121,412.14	12.13	8.84	121,415.43
999-11300-040	HILLIARD LYONS	9,346,699.71			9,346,699.71
999-11300-041	2016A G.O. PUBLIC IMPROVEMENT BOND	19,344,915.32	13,213.92	3,864.60	19,354,264.64
999-11300-042	SHERIFF FEDERAL TREASURY	0.00			0.00
999-11300-043	SHERIFF FEDERAL JUSTICE	70,781.75	7.07	5.15	70,783.67
999-11300-044	FIRST ADVANTAGE CD	3,075,766.50			3,075,766.50
999-11300-046	USBANK - ICS	15,709,586.15	129.00		15,709,715.15
999-11300-047	REGIONS - GO CAPITAL OUTLAY	2,915,095.75	291.31	212.24	2,915,174.82
999-11300-048	REGIONS - GO BOND ANTICIPATION	2,390,703.34	238.91	174.06	2,390,768.19
999-11300-049	F & M - TAX DEPOSITS	8,716,868.91	16,756,549.96	10,428,215.32	15,045,203.55
999-11300-050	REGIONS - MPEC CONSTRUCTION	114,500,000.00	3,105.86		114,503,105.86
999-11300-051	REGIONS -MPEC CAPITALIZED INTEREST	6,604,124.14	179.14		6,604,303.28
999-11405	CHECKS WITH INSUFFICIENT FUNDS	0.00			0.00
999-11410	STATE OF TN TAX RELIEF CURR YR	195,597.00	277,985.00	354,564.00	119,018.00
999-11515	COUNTY TAX RELIEF	0.00	29,791.00	29,791.00	0.00
999-11890-CLEARING	MORTGAGE CLEARING	0.00	46,033,817.23	46,033,817.23	0.00
999-21900	TELLER OVER/SHORT	0.00			0.00
		295,661,267.08	282,481,854.33	216,160,225.31	361,982,896.08

LIABILITY		Beginning	Debits	Credits	Ending
101-21353	PLANNING COMMISSION	0.00			0.00
101-21560	DUE TO LITIGANTS HEIRS AND OTHERS	0.00			0.00
999-20040	EXCESS LAND SALE PAYMENTS 2004	25,830.63			25,830.63
999-20120	EXCESS LAND SALE PAYMENTS 2012	4,739.39			4,739.39
999-20130	EXCESS LAND SALE PAYMENTS 2013	53,146.79			53,146.79
999-20140	EXCESS LAND SALE PAYMENTS 2014	46,401.47			46,401.47
999-21900	TELLER OVER/SHORT	0.00	1.00	1.00	0.00
999-22200	OVERPAYMENTS	20,942.02	47,304.10	134,265.50	107,903.42
999-22200-001	PAYMENT OVERAGES	42.27	7.98	35.99	70.28
999-24105	CREDIT CARD FEES	0.00			0.00
999-26500	STOP PAYMENTS	0.00			0.00
999-27700	TRUSTEE'S HOLDING ACCOUNT	0.00	20,000,000.00	20,000,054.28	54.28
999-28310	UNDISTRIBUTED TAXES	0.00	1,701.00	1,701.00	0.00
999-28311	UNDISTRIBUTED TAXES PAID IN ADVANCE	0.00			0.00
999-29900	FEE/COMMISSION ACCOUNT	276,244.24	276,285.48	1,541,793.73	1,541,752.49
101	COUNTY GENERAL FUND	8,971,125.58	9,032,352.10	32,824,071.81	32,562,845.29
122	DRUG CONTROL FUND	72,563.07	274.97	301.62	72,589.72
131	GENERAL ROAD FUND	7,526,243.18	782,424.04	3,414,933.82	10,158,752.96
141	GENERAL PURPOSE SCHOOL FUND	46,877,232.54	25,354,480.87	42,953,553.32	64,476,304.89
142	SCHOOL FEDERAL PROJECTS FUND	2,379,622.23	1,955,205.06	1,645,019.33	2,069,436.50
143	CHILD NUTRITION FUND	5,179,020.81	1,390,606.06	1,552,609.79	5,341,024.54
144	SCHOOL SYSTEM TRANS FUND	4,060,596.17	1,612,087.64	2,654,590.99	5,103,099.52
146	EXTENDED SCHOOL PROGRAM FUND	189,350.28		128.00	189,478.28
151	DEBT SERVICE FUND	32,857,040.48	552,849.20	20,435,716.82	52,739,908.10
171	CAPITAL PROJECTS FUND	153,435,242.37	3,209,220.10	3,255,710.98	153,481,733.25
177	EDU CAPITAL PROJECTS FUND	1,422,354.33	2,035,973.21	2,231,000.00	1,617,381.12
204	E911 COMMUNICATION DIST.	0.00			0.00
207	BI-COUNTY LANDFILL	7,012,174.03	1,725,464.37	1,983,918.64	7,270,628.30
208	EMERGENCY COMMUNICATIONS DISTRICT	1,748,646.56	276,179.42	402,619.15	1,875,088.29
209	LIBRARY FUND	204,468.52	208,927.37	9,863.85	5,405.00
253	SELF INSURANCE TRUST FUND	21,405,261.13	7,954,882.15	7,954,173.92	21,404,552.90
266	WORKERS' COMPENSATION	1,264,386.44	55,517.87	29,769.42	1,238,637.99
267	UNEMPLOYMENT COMPENSATION	36,788.06	13,151.27	11,788.55	35,433.34
351	CITY OF CLARKSVILLE - SALES TAX	0.00	1,825,123.40	1,825,123.40	0.00
362	MGC RAIL AUTHORITY	34,044.12	1,371.02	0.23	32,673.33
363	JUDICIAL DISTRICT DRUG FUND	408,796.74	30,129.84	1,847.49	380,514.39
364	DISTRICT ATTORNEY FUND	98,953.61	2,308.87	872.78	97,519.52
365	PORT AUTHORITY	50,000.00			50,000.00
366	VICTIMS ASSESSMENT FUND	0.00			0.00
		295,661,267.06	76,343,826.39	144,665,455.41	361,982,896.08

This report is submitted in accordance with requirements of section 5-8-505, and/or 67-5-1902, Tennessee Code Annotated, and to the best of my knowledge, information and belief accurately reflects transactions of this office for the year ended June 30, 2021


Montgomery County Trustee

1-7-21


Montgomery County Trustee
Title

**MONTGOMERY COUNTY TRUSTEE'S OFFICE
INVESTMENTS - DECEMBER 2020 INTEREST REPORT**

FUND NAME	FUND CODE	ACCOUNT NUMBER	BANK NAME	INVESTMENT	INTEREST	TOTAL INVESTED	APY'S	Previous Rate	Maturity Date	INVESTMENT INFORMATION
COUNTY GENERAL FUND	101	11130-003	F&M BANK/TAX RECEIPTS	13,615,693.33	3,994.68	13,619,688.19	0.35	0.75		
COUNTY GENERAL FUND	101	11130-008	PLANTERS BANK/TAX RECEIPTS	20,130.97	1.01	20,131.98	0.25			
COUNTY GENERAL FUND	101	11130-026	CLMB BK & TRUST/TAX RECEIPTS	755,340.42	148.47	755,488.89	0.30			
ANIMAL CONTROL/EMS	101	11130-022	PLANTERS BANK-OTHER CNTY GOVT CREDIT CARD ACCT	654,340.85	87.17	654,428.02	0.29			
CLARKSVILLE MO. CO. PUBLIC LIBRARY	209	11130-026	PLANTERS BANK - LIBRARY	53,734.43	6.62	53,741.05	0.30			
COUNTY GENERAL FUND	101	11130-027	REGIONS-OPERATING	48,468,968.58	1,290.48	48,470,259.07	0.10			
CMCSS GENERAL FUND	141	11130-030	PLANTERS BANK-CMCSS CREDIT CARD	1,053,333.16	133.87	1,053,467.03	0.30			
BI-COUNTY LANDFILL	207	11300-004	LEGENDS BANK Business Reserve Money Market	10,062,166.69	4,200.57	10,066,367.26	0.50			
COUNTY OPERATING ACCOUNT	ALL	11300-026	PLANTERS BANK - TAX	21,554.15	-	21,554.15	0.00			
COUNTY GENERAL FUND	101	11300-011	STEPHENS INC.	15,104,829.01	128.28	15,104,957.29	2.60			variable
COUNTY GENERAL FUND	101	11300-019	LGP	49,287.83	7.70	49,295.53	0.25	0.27		
COUNTY GENERAL FUND	101	11300-029	BANK OF NASHVILLE/SYNOVUS	7,658,036.50	2,027.24	7,670,063.74	1.80-1.85			
DEBT SERVICE FUND	151	11300-028	REGIONS BANK - CAPITAL PROJECTS	12,010,269.31	346.89	12,010,636.20	0.10			
CAPITAL PROJECTS	171	11300-028	REGIONS BANK - CAPITAL PROJECTS	778,039.40	-	778,039.40	0.10			
CAPITAL PROJECTS	171	11300-028	REGIONS BANK - GO PUBLIC IMPROVEMENT	2,783,114.52	74.95	2,783,189.47	0.10			
WORKMAN'S COMPENSATION	101	11300-030	REGIONS BANK - WORKERS COMP	880,829.12	23.82	880,853.01	0.10			
E-911	204	11300-035	REGIONS BANK - E911	451,503.73	12.25	451,515.98	0.10			
DEBT SERVICE FUND	151	11300-037	REGIONS BANK - DEBT SERVICE	226,345.85	6.14	226,351.99	0.10			
UNEMPLOYMENT TRUST FUND	101	11300-038	REGIONS BANK - UNEMPLOYMENT TRUST	121,412.14	3.20	121,415.43	0.10			
COUNTY GENERAL FUND	101	11300-040	HILLIARD LYONS	9,346,899.71	-	9,346,899.71	2.49	2.30		
2016A G.O. PUBLIC IMP. BOND	151	11300-041	FRANKLIN SYNERGY	19,344,915.32	13,213.92	19,358,129.24	0.64	2.22		
SHERIFF FEDERAL TREASURY	101	11300-042	REGIONS BANK - SHERIFF FEDERAL TREASURY	-	-	-	0.10			
SHERIFF FEDERAL JUSTICE	101	11300-043	REGIONS BANK - SHERIFF FEDERAL JUSTICE	70,781.75	1.82	70,783.67	0.16			
COUNTY GENERAL FUND	101	11300-044	FIRST ADVANTAGE CD	3,075,768.50	-	3,075,768.50	0.85			
COUNTY GENERAL FUND	101	11300-046	US BANK - ICS	15,709,596.15	129.00	15,709,715.15	0.01	0.10		
CAPITAL PROJECTS	171	11300-047	REGIONS BANK - G.O. CAPITAL OUTLAY	2,915,095.75	79.07	2,915,174.82	0.10			
CAPITAL PROJECTS	171	11300-048	REGIONS BANK - G.O BOND ANTICIPATION	2,390,703.34	64.85	2,390,768.19	0.10			
TAX ACCOUNT	ALL	11300-049	F & M BANK - TAX	8,718,868.81	359.07	8,719,227.88	0.10			Opened 6/2020
MPEC CONSTRUCTION	151	11300-050	REGIONS BANK - MPEC CONSTRUCTION	114,500,000.00	3,105.88	114,503,105.88	0.00			Opened 9/30/2020
MPEC CAPITALIZED INTEREST	151	11300-051	REGIONS BANK - MPEC CAPITALIZED INTEREST	6,604,124.14	179.14	6,604,303.28	0.00			Opened 9/30/2020
			TOTALS	\$ 293,453,789.06	\$ 29,828.52	\$ 293,483,617.58				
Kimberly B. Wiggins, MBA Montgomery County Trustee 12/22/2020										

COMPARISON OF HOTEL OCCUPANCY TAX COLLECTIONS										
MONTH	1999	2000	2001	2002	2003	2004	2005	2006	2007	2008
JANUARY	\$ 27,098.84	\$ 30,533.18	\$ 48,458.76	\$50,828.98	\$ 65,230.13	\$ 72,800.02	\$ 78,874.92	\$ 63,103.00	\$ 73,675.57	\$ 80,603.04
FEBRUARY	\$ 29,909.16	\$ 30,389.03	\$ 47,751.41	\$53,770.38	\$ 68,380.09	\$ 91,527.44	\$ 67,626.09	\$ 63,689.44	\$ 71,126.97	\$ 78,321.88
MARCH	\$ 31,464.65	\$ 32,987.23	\$ 56,924.49	\$54,806.34	\$ 93,121.20	\$ 103,994.62	\$ 70,053.21	\$ 85,083.08	\$ 78,796.55	\$ 83,799.10
APRIL	\$ 38,921.57	\$ 39,278.27	\$ 64,682.11	\$75,699.40	\$ 94,829.04	\$ 92,468.13	\$ 102,342.68	\$ 99,137.03	\$ 112,761.38	\$ 122,941.33
MAY	\$ 45,431.12	\$ 40,659.75	\$ 67,111.76	\$71,882.71	\$ 91,093.92	\$ 96,224.80	\$ 90,741.56	\$ 85,506.62	\$ 103,205.69	\$ 90,117.49
JUNE	\$ 41,300.90	\$ 40,705.58	\$ 67,033.52	\$78,332.61	\$ 84,186.25	\$ 91,007.71	\$ 100,085.45	\$ 89,668.92	\$ 135,081.86	\$ 106,604.47
JULY	\$ 43,822.68	\$ 43,848.22	\$ 71,259.56	\$88,829.01	\$ 88,224.67	\$ 90,974.37	\$ 110,606.98	\$ 94,808.25	\$ 136,085.79	\$ 95,500.92
AUGUST	\$ 51,914.05	\$ 82,607.67	\$ 80,724.48	\$103,831.95	\$ 111,787.39	\$ 114,839.93	\$ 126,860.91	\$ 99,007.81	\$ 128,691.23	\$ 106,602.50
SEPTEMBER	\$ 45,085.51	\$ 77,573.12	\$ 75,928.35	\$71,760.72	\$ 89,163.84	\$ 88,227.22	\$ 103,528.65	\$ 93,998.21	\$ 122,277.00	\$ 94,452.48
OCTOBER	\$ 62,586.96	\$ 78,223.81	\$ 64,421.97	\$67,912.08	\$ 71,058.32	\$ 85,219.87	\$ 103,329.13	\$ 120,964.50	\$ 115,299.73	\$ 83,620.66
NOVEMBER	\$ 42,478.02	\$ 67,894.53	\$ 70,109.29	\$68,664.15	\$ 77,700.65	\$ 90,975.56	\$ 93,726.35	\$ 95,136.90	\$ 132,492.92	\$ 100,329.52
DECEMBER	\$ 37,844.94	\$ 54,665.88	\$ 64,491.24	\$65,970.79	\$ 71,088.08	\$ 87,086.86	\$ 88,085.13	\$ 93,788.01	\$ 89,362.16	\$ 116,462.45
YEARLY TOTAL	\$ 495,658.40	\$ 619,366.27	\$ 778,896.94	\$852,489.12	\$ 1,005,863.58	\$ 1,105,346.53	\$1,135,861.06	\$ 1,063,871.77	\$ 1,298,856.83	\$ 1,159,355.84
	2009	2010	2011	2012	2013	2014	2015	2016	2017	2018
JANUARY	\$ 87,058.36	\$ 98,797.30	\$ 93,588.93	\$ 122,959.56	\$ 101,963.52	\$ 106,908.64	\$ 118,820.77	\$ 113,056.55	\$ 114,268.84	\$ 131,329.69
FEBRUARY	\$ 103,484.37	\$ 122,425.01	\$ 98,617.91	\$ 130,592.70	\$ 84,950.58	\$ 111,395.05	\$ 108,102.01	\$ 105,945.34	\$ 114,189.67	\$ 142,245.75
MARCH	\$ 106,133.80	\$ 97,223.36	\$ 123,655.30	\$ 130,540.42	\$ 89,897.89	\$ 107,789.42	\$ 97,758.36	\$ 122,221.56	\$ 111,730.41	\$ 157,852.20
APRIL	\$ 131,183.50	\$ 147,129.46	\$ 141,216.66	\$ 166,930.70	\$ 127,011.20	\$ 172,086.66	\$ 168,753.98	\$ 154,016.56	\$ 160,436.24	\$ 191,271.58
MAY	\$ 124,347.50	\$ 140,099.75	\$ 148,155.80	\$ 145,100.30	\$ 114,744.33	\$ 137,305.59	\$ 163,656.94	\$ 159,382.00	\$ 165,458.19	\$ 181,337.94
JUNE	\$ 128,928.73	\$ 156,904.04	\$ 165,434.81	\$ 156,556.28	\$ 149,278.38	\$ 149,761.84	\$ 167,364.58	\$ 173,701.26	\$ 171,984.70	\$ 213,499.05
JULY	\$ 138,948.38	\$ 155,002.42	\$ 166,721.40	\$ 142,543.24	\$ 139,764.87	\$ 155,951.38	\$ 163,931.64	\$ 182,334.33	\$ 181,262.97	\$ 215,170.38
AUGUST	\$ 138,546.34	\$ 159,398.89	\$ 189,029.54	\$ 144,944.86	\$ 138,508.95	\$ 141,828.40	\$ 183,006.78	\$ 193,937.40	\$ 244,700.44	\$ 221,120.45
SEPTEMBER	\$ 110,943.01	\$ 139,077.22	\$ 183,172.65	\$ 137,762.39	\$ 123,496.85	\$ 134,695.73	\$ 136,037.06	\$ 183,545.89	\$ 200,094.86	\$ 209,451.76
OCTOBER	\$ 103,998.14	\$ 106,852.14	\$ 150,626.03	\$ 136,406.87	\$ 118,284.80	\$ 131,945.61	\$ 137,714.25	\$ 156,101.99	\$ 177,865.83	\$ 312,670.78
NOVEMBER	\$ 117,095.86	\$ 111,906.42	\$ 169,407.63	\$ 139,934.80	\$ 133,540.36	\$ 159,367.06	\$ 162,825.42	\$ 168,948.08	\$ 166,973.57	\$ 359,166.51
DECEMBER	\$ 107,900.37	\$ 110,667.80	\$ 151,081.34	\$ 112,969.35	\$ 124,889.36	\$ 120,067.79	\$ 148,644.37	\$ 135,623.41	\$ 136,062.06	\$ 304,165.85
YEARLY TOTAL	\$ 1,398,566.36	\$ 1,545,483.81	\$ 1,780,688.00	\$1,667,241.47	\$ 1,446,331.09	\$ 1,629,103.17	\$1,756,616.14	\$ 1,848,814.37	\$ 1,945,027.78	\$ 2,639,281.94

Clarksville/Montgomery County Sales Tax Distribution Monthly Comparison Report

FY 2007-2008 Totals	\$	11,068,305.39	\$	31,260,284.87	\$	2,902,417.86	\$	45,231,008.12
FY 2008-2009 Totals	\$	11,282,434.89	\$	31,923,859.91	\$	2,964,819.92	\$	46,171,114.72
FY 2009-2010 Totals	\$	11,762,260.45	\$	33,293,704.75	\$	3,092,203.01	\$	48,148,168.21
FY 2010-2011 Totals	\$	12,160,832.28	\$	34,564,521.72	\$	3,212,146.92	\$	49,937,500.92
FY 2011-2012 Totals	\$	14,489,406.12	\$	40,622,715.82	\$	3,767,656.08	\$	58,879,778.02
FY 2012-2013 Totals	\$	13,594,753.04	\$	38,301,020.55	\$	3,554,853.25	\$	55,450,626.84
FY2013-2014 Totals	\$	13,814,065.84	\$	38,862,274.65	\$	3,606,181.55	\$	56,282,522.04
FY2014-2015 Totals	\$	14,467,222.96	\$	41,136,304.15	\$	3,823,093.99	\$	59,426,621.10
FY2015-2016 Totals	\$	16,056,308.82	\$	46,365,733.92	\$	155,485.95	\$	62,577,528.69
FY2016-2017 Totals	\$	16,672,053.56	\$	48,246,975.49	\$	166,878.05	\$	65,085,907.10
FY2017-2018 Totals	\$	17,637,260.05	\$	52,034,593.37	\$	228,877.29	\$	69,900,730.71
FY2018-2019 Totals	\$	19,073,787.26	\$	59,323,678.41	\$	408,095.19	\$	78,805,560.86
FY2019-2020 Totals	\$	20,425,080.37	\$	62,183,181.72	\$	366,306.13	\$	82,974,568.22

FY 2020-21 by Month	City of Clarksville	School Operations	School Debt Service	Total Monthly Sales Tax
July	\$ 1,765,423.56	\$ 5,326,026.93	\$ 29,097.10	\$ 7,120,547.59
August	\$ 1,694,174.66	\$ 5,073,873.63	\$ 25,964.60	\$ 6,794,012.89
September	\$ 1,747,329.27	\$ 5,386,198.92	\$ 34,838.86	\$ 7,168,367.05
October	\$ 1,825,123.40	\$ 5,536,528.07	\$ 31,680.80	\$ 7,393,332.27
November				
December				
January				
February				
March				
April				
May				
June				
TOTALS	\$ 7,032,050.89	\$ 21,322,627.55	\$ 121,581.36	\$ 28,476,259.80

FOR 2021 06

JOURNAL DETAIL 2021 1 TO 2021 6

	ORIGINAL ESTIM REV	REVISED EST REV	ACTUAL YTD REVENUE	ACTUAL MTD REVENUE	REMAINING REVENUE	PCT COLL
101 COUNTY GENERAL						
40110 CURRENT PROPERTY TAX	-58,404,000	-58,404,000	-3,288,328.39	.00	-55,115,671.61	5.6%
40120 TRUSTEE'S COLLECTIONS - PYR	-1,000,000	-1,000,000	-598,976.04	.00	-401,023.96	59.9%
40125 TRUSTEE COLLECTIONS - BANKRUP	-30,000	-30,000	-7,789.68	.00	-22,210.32	26.0%
40130 CIRCUIT/CHANCERY COLLECT-PYR	-500,000	-500,000	.00	.00	-500,000.00	.0%
40140 INTEREST & PENALTY	-300,000	-300,000	-63,813.06	.00	-236,186.94	21.3%
40161 PMTS IN LIEU OF TAXES - T.V.A	-763	-763	-762.74	.00	-.26	100.0%
40162 PMTS IN LIEU OF TAXES -UTILIT	-1,415,000	-1,415,000	-699,353.67	-126,776.14	-715,646.33	49.4%
40163 PMTS IN LIEU OF TAXES - OTHER	-838,065	-838,065	.00	.00	-838,065.00	.0%
40220 HOTEL/MOTEL TAX	-1,600,000	-1,600,000	-631,154.74	.00	-968,845.26	39.4%
40250 LITIGATION TAX - GENERAL	-410,000	-410,000	-138,232.36	-26,350.41	-271,767.64	33.7%
40260 LITIGATION TAX-SPECIAL PURPOS	-80,000	-80,000	-26,905.98	-4,821.02	-53,094.02	33.6%
40270 BUSINESS TAX	-1,400,000	-1,400,000	-336,533.88	-40,869.43	-1,063,466.12	24.0%
40320 BANK EXCISE TAX	-200,000	-200,000	.00	.00	-200,000.00	.0%
40330 WHOLESALE BEER TAX	-350,000	-350,000	-217,208.82	-34,701.49	-132,791.18	62.1%
40350 INTERSTATE TELECOMMUNICATIONS	-20,000	-20,000	.00	.00	-20,000.00	.0%
41120 ANIMAL REGISTRATION	-185,000	-185,000	-105,000.00	-400.00	-80,000.00	56.8%
41130 ANIMAL VACCINATION	-6,000	-6,000	-5,616.00	-1,276.00	-384.00	93.6%
41140 CABLE TV FRANCHISE	-275,000	-275,000	-137,423.07	.00	-137,576.93	50.0%
41520 BUILDING PERMITS	-1,000,000	-1,000,000	-450,234.73	-105,929.40	-549,765.27	45.0%
41540 PLUMBING PERMITS	-20,000	-20,000	-17,650.00	-3,350.00	-2,350.00	88.3%
41590 OTHER PERMITS	-375,000	-375,000	-179,135.77	-26,756.00	-195,864.23	47.8%
42110 FINES	-14,000	-14,000	-4,037.50	-712.50	-9,962.50	28.8%
42120 OFFICERS COSTS	-22,000	-22,000	-7,689.65	-1,313.71	-14,310.35	35.0%
42141 DRUG COURT FEES	-1,600	-1,600	-199.49	-40.37	-1,400.51	12.5%
42142 VETERANS TREATMENT COURT FEES	-1,800	-1,800	-117.80	.00	-1,682.20	6.5%
42190 DATA ENTRY FEES -CIRCUIT COUR	-9,000	-9,000	-4,266.88	-716.38	-4,733.12	47.4%
42191 COURTROOM SECURITY - CIRCUIT	-7,500	-7,500	-2,492.71	-433.90	-5,007.29	33.2%
42192 CIRCUIT COURT VICTIMS ASSESS	-3,525	-3,525	-889.43	-199.50	-2,635.57	25.2%
42310 FINES	-135,000	-135,000	-40,612.67	-4,438.87	-94,387.33	30.1%
42311 FINES - LITTERING	-250	-250	-47.50	.00	-202.50	19.0%
42320 OFFICERS COSTS	-225,000	-225,000	-84,073.20	-15,442.35	-140,926.80	37.4%
42330 GAME & FISH FINES	-500	-500	-195.75	-22.50	-304.25	39.2%
42341 DRUG COURT FEES	-20,000	-20,000	-6,001.86	-1,578.42	-13,998.14	30.0%
42342 VETERANS TREATMENT COURT FEES	-14,250	-14,250	-4,058.57	-1,028.86	-10,191.43	28.5%
42350 JAIL FEES GENERAL SESSONS	-200,000	-200,000	-116,373.61	-20,907.31	-83,626.39	58.2%
42380 DUI TREATMENT FINES	-20,000	-20,000	-9,551.06	-2,101.16	-10,448.94	47.8%
42390 DATA ENTRY FEE-GENERAL SESS	-63,000	-63,000	-19,077.28	-3,375.63	-43,922.72	30.3%
42392 GEN SESSIONS VICTIM ASSESSMNT	-50,000	-50,000	-18,013.28	-3,853.05	-31,986.72	36.0%
42410 FINES	-1,700	-1,700	-304.00	-114.00	-1,396.00	17.9%
42420 OFFICERS COSTS	-15,000	-15,000	-7,028.09	-1,401.53	-7,971.91	46.9%

FOR 2021 06

JOURNAL DETAIL 2021 1 TO 2021 6

	ORIGINAL ESTIM REV	REVISED EST REV	ACTUAL YTD REVENUE	ACTUAL MTD REVENUE	REMAINING REVENUE	PCT COLL
42450 JAIL FEES	-63,000	-63,000	-21,230.17	-4,873.00	-41,769.83	33.7%
42490 DATA ENTRY FEE-JUVENILE COURT	-10,250	-10,250	-2,999.00	-407.00	-7,251.00	29.3%
42520 OFFICERS COSTS	-35,000	-35,000	-19,148.60	-3,561.90	-15,851.40	54.7%
42530 DATA ENTRY FEE -CHANCERY COUR	-5,000	-5,000	-2,904.00	-548.00	-2,096.00	58.1%
42610 FINES	-1,000	-1,000	-3.80	.00	-996.20	.4%
42641 DRUG COURT FEES	-30,000	-30,000	-21,547.50	-4,437.50	-8,452.50	71.8%
42910 PROCEEDS -CONFISCATED PROPERTY	-3,000	-50,365	-45,963.88	.00	-4,401.12	91.3%
42990 OTHER FINES/FORFEITS/PENALTIE	-18,300	-18,300	-16,145.00	-1,634.00	-2,155.00	88.2%
43120 PATIENT CHARGES	-6,900,000	-6,900,000	-2,802,573.97	-386,601.21	-4,097,426.03	40.6%
43140 ZONING STUDIES	-4,500	-4,500	-3,000.00	-750.00	-1,500.00	66.7%
43190 OTHER GENERAL SERVICE CHARGES	-55,000	-55,000	-30,951.78	-5,645.78	-24,048.22	56.3%
43340 RECREATION FEES	-17,000	-17,000	-14,024.17	-300.00	-2,975.83	82.5%
43350 COPY FEES	-10,000	-10,000	-5,180.80	-816.45	-4,819.20	51.8%
43365 ARCHIVE & RECORD MANAGEMENT	-475,500	-475,500	-210,364.39	-36,053.23	-265,135.61	44.2%
43366 GREENBELT LATE APPLICATION FE	0	0	-200.00	.00	200.00	100.0%
43370 TELEPHONE COMMISSIONS	-170,000	-170,000	-91,832.58	-22,113.56	-78,167.42	54.0%
43380 VENDING MACHINE COLLECTIONS	-85,000	-85,000	-47,883.53	-8,214.90	-37,116.47	56.3%
43392 DATA PROCESSING FEES -REGISTE	-80,000	-80,000	-49,932.00	-9,166.00	-30,068.00	62.4%
43393 PROBATION FEES	-27,000	-27,000	-7,948.00	-1,848.00	-19,052.00	29.4%
43394 DATA PROCESSING FEES - SHERIF	-30,000	-30,000	-9,417.58	-2,017.96	-20,582.42	31.4%
43395 SEXUAL OFFENDER FEE - SHERIFF	-18,000	-18,000	-5,800.00	-1,600.00	-12,200.00	32.2%
43396 DATA PROCESSING FEE-COUNTY CL	-30,000	-30,000	-8,802.00	-861.00	-21,198.00	29.3%
43990 OTHER CHARGES FOR SERVICES	-4,200	-4,200	-7,883.00	-144.00	3,683.00	187.7%
44110 INTEREST EARNED	-2,000,000	-2,000,000	-55,121.47	-1,289.59	-1,944,878.53	2.8%
44120 LEASE/RENTALS	-594,458	-594,458	-286,589.58	-49,445.00	-307,868.42	48.2%
44140 SALE OF MAPS	-3,000	-3,000	-1,500.00	.00	-1,500.00	50.0%
44170 MISCELLANEOUS REFUNDS	-341,804	-341,804	-116,092.86	-15,577.06	-225,711.14	34.0%
44530 SALE OF EQUIPMENT	-5,000	-5,000	-14,738.50	-4,150.00	9,738.50	294.8%
44570 CONTRIBUTIONS & GIFTS	0	0	-3,000.00	.00	3,000.00	100.0%
44990 OTHER LOCAL REVENUES	-481,355	-481,355	-237,234.62	-34,828.57	-244,120.38	49.3%
45510 COUNTY CLERK	-2,100,000	-2,100,000	-918,184.33	-152,955.18	-1,181,815.67	43.7%
45520 CIRCUIT COURT CLERK	-680,000	-680,000	-284,175.85	-49,902.11	-395,824.15	41.8%
45540 GENERAL SESSIONS COURT CLERK	-1,700,000	-1,700,000	-600,331.15	-103,915.44	-1,099,668.85	35.3%
45550 CLERK & MASTER	-425,000	-425,000	-197,559.00	-34,098.44	-227,441.00	46.5%
45560 JUVENILE COURT CLERK	-200,000	-200,000	-73,412.81	-7,068.53	-126,587.19	36.7%
45580 REGISTER	-1,000,000	-1,000,000	-942,981.84	-177,201.54	-57,018.16	94.3%
45590 SHERIFF	-70,000	-70,000	-29,427.66	-8,655.69	-40,572.34	42.0%
45610 TRUSTEE	-3,500,000	-3,500,000	-788,213.55	-275,744.24	-2,711,786.45	22.5%
46110 JUVENILE SERVICES PROGRAM	-580,011	-580,011	-221,810.61	-72,074.29	-358,200.39	38.2%
46210 LAW ENFORCEMENT TRAINING PROG	-65,400	-65,400	.00	.00	-65,400.00	.0%
46290 OTHER PUB SAFETY GRANT	0	-446,772	-446,772.00	.00	.00	100.0%
46390 OTHER HEALTH & WELFARE GRANT	-130,000	-130,000	-14,586.65	-14,586.65	-115,413.35	11.2%
46430 LITTER PROGRAM	0	0	-20,023.62	.00	20,023.62	100.0%
46810 FLOOD CONTROL	-500	-500	.00	.00	-500.00	.0%

FOR 2021 06

JOURNAL DETAIL 2021 1 TO 2021 6

	ORIGINAL ESTIM REV	REVISED EST REV	ACTUAL YTD REVENUE	ACTUAL MTD REVENUE	REMAINING REVENUE	PCT COLL
46830 BEER TAX	-17,500	-17,500	-9,568.81	.00	-7,931.19	54.7%
46835 VEHICLE CERTIFICATE OF TITLE	-27,000	-27,000	-12,612.35	-2,405.15	-14,387.65	46.7%
46840 ALCOHOLIC BEVERAGE TAX	-250,000	-250,000	-162,917.70	.00	-87,082.30	65.2%
46851 STATE REVENUE SHARING - T.V.A	-1,828,069	-1,828,069	-424,754.07	.00	-1,403,314.93	23.2%
46852 REVENUE SHARING - TELECOM	-200,000	-200,000	-131,273.81	-22,461.25	-68,726.19	65.6%
46890 PRISONER TRANSPORTATION	-15,000	-15,000	-981.70	-2,417.64	-14,018.30	6.5%
46915 CONTRACTED PRISONER BOARDING	-1,275,000	-1,275,000	-480,870.00	.00	-794,130.00	37.7%
46960 REGISTRAR'S SALARY SUPPLEMENT	-15,164	-15,164	-3,791.00	.00	-11,373.00	25.0%
46980 OTHER STATE GRANTS	-3,831,004	-3,831,004	-750,574.18	-272,222.92	-3,080,429.82	19.6%
46990 OTHER STATE REVENUES	-35,000	-35,000	-16,814.20	-3,107.95	-18,185.80	48.0%
47235 HOMELAND SECURITY GRANTS	-74,350	-275,812	.00	.00	-275,812.00	.0%
47301 COVID-19 GRANT #1	0	0	-993,445.41	.00	993,445.41	100.0%
47590 OTHER FEDERAL THROUGH STATE	-54,638	-387,600	-29,943.40	-17,021.25	-357,656.60	7.7%
47700 ASSET FORFEITURE FUNDS	-402,000	-402,000	.00	.00	-402,000.00	.0%
47990 OTHER DIRECT FEDERAL REVENUE	-2,000	-3,091,250	-1,000.00	-200.00	-3,090,250.00	.0%
48110 PRISONER BOARD	0	0	-156.99	.00	156.99	100.0%
48130 CONTRIBUTIONS	-262,973	-262,973	-50,511.50	-5,475.00	-212,461.50	19.2%
48140 CONTRACTED SERVICES	-264,000	-264,000	-110,851.19	-44,936.06	-153,148.81	42.0%
48610 DONATIONS	-4,110	-24,110	-27,142.02	-26,896.20	3,032.02	112.6%
49700 INSURANCE RECOVERY	0	-38,020	-2,900.00	.00	-35,120.00	7.6%
49800 OPERATING TRANSFERS	-130,534	-201,630	.00	.00	-201,630.00	.0%
TOTAL COUNTY GENERAL	-99,849,573	-104,096,500	-19,116,749.44	-2,319,139.17	-84,979,750.56	18.4%
131 GENERAL ROADS						
40110 CURRENT PROPERTY TAX	-5,181,000	-5,181,000	-291,718.06	.00	-4,889,281.94	5.6%
40120 TRUSTEE'S COLLECTIONS - PYR	-108,000	-108,000	-59,996.77	.00	-48,003.23	55.6%
40125 TRUSTEE COLLECTIONS - BANKRUP	-4,000	-4,000	-822.77	.00	-3,177.23	20.6%
40130 CIRCUIT/CHANCERY COLLECT-PYR	-50,000	-50,000	.00	.00	-50,000.00	.0%
40140 INTEREST & PENALTY	-41,325	-41,325	-6,720.30	.00	-34,604.70	16.3%
40270 BUSINESS TAX	-120,000	-120,000	-29,011.54	-3,523.23	-90,988.46	24.2%
40280 MINERAL SEVERANCE TAX	-234,110	-234,110	-87,206.88	.00	-146,903.12	37.3%
40320 BANK EXCISE TAX	-20,000	-20,000	.00	.00	-20,000.00	.0%
44170 MISCELLANEOUS REFUNDS	-25,000	-25,000	-20,079.10	-12,631.00	-4,920.90	80.3%
44530 SALE OF EQUIPMENT	0	0	-194,964.61	-2,486.61	194,964.61	100.0%
46410 BRIDGE PROGRAM	-350,000	-350,000	.00	.00	-350,000.00	.0%
46420 STATE AID PROGRAM	-500,000	-500,000	-482,215.57	.00	-17,784.43	96.4%
46920 GASOLINE & MOTOR FUEL TAX	-2,880,000	-2,880,000	-1,734,147.64	-339,199.50	-1,145,852.36	60.2%
46930 PETROLEUM SPECIAL TAX	-100,000	-100,000	-51,810.31	-10,362.04	-48,189.69	51.8%
47230 DISASTER RELIEF	0	0	-378,999.87	-378,999.87	378,999.87	100.0%
47301 COVID-19 GRANT #1	0	0	-63,686.72	.00	63,686.72	100.0%

FOR 2021 06

JOURNAL DETAIL 2021 1 TO 2021 6

	ORIGINAL ESTIM REV	REVISED EST REV	ACTUAL YTD REVENUE	ACTUAL MTD REVENUE	REMAINING REVENUE	PCT COLL
48120 PAVING & MAINTENANCE	-20,000	-20,000	.00	.00	-20,000.00	.0%
49700 INSURANCE RECOVERY	-12,000	-12,000	.00	.00	-12,000.00	.0%
TOTAL GENERAL ROADS	-9,645,435	-9,645,435	-3,401,380.14	-747,202.25	-6,244,054.86	35.3%
151 DEBT SERVICE						
40110 CURRENT PROPERTY TAX	-39,564,000	-39,564,000	-2,227,670.63	.00	-37,336,329.37	5.6%
40120 TRUSTEE'S COLLECTIONS - PYR	-650,000	-650,000	-458,180.18	.00	-191,819.82	70.5%
40125 TRUSTEE COLLECTIONS - BANKRUP	-20,000	-20,000	-6,283.16	.00	-13,716.84	31.4%
40130 CIRCUIT/CHANCERY COLLECT-PYR	-390,000	-390,000	.00	.00	-390,000.00	.0%
40140 INTEREST & PENALTY	-250,000	-250,000	-51,523.23	.00	-198,476.77	20.6%
40210 LOCAL OPTION SALES TAX	-150,000	-150,000	-153,573.94	-31,680.80	3,573.94	102.4%
40250 LITIGATION TAX - GENERAL	-350,000	-350,000	-129,885.21	-23,912.99	-220,114.79	37.1%
40266 LITIGATION TAX-JAIL/WH/CH	-400,000	-400,000	-146,899.62	-26,819.76	-253,100.38	36.7%
40270 BUSINESS TAX	-120,000	-120,000	-29,011.54	-3,523.23	-90,988.46	24.2%
40285 ADEQUATE FACILITIES TAX	-1,300,000	-1,300,000	-1,356,500.00	-327,500.00	56,500.00	104.3%
40320 BANK EXCISE TAX	-175,000	-175,000	.00	.00	-175,000.00	.0%
44110 INTEREST EARNED	-1,000,000	-1,000,000	-228,316.71	-3,638.03	-771,683.29	22.8%
44990 OTHER LOCAL REVENUES	-508,812	-508,812	.00	.00	-508,812.00	.0%
47715 TAX CREDIT BOND REBATE	-90,000	-90,000	-46,725.56	.00	-43,274.44	51.9%
49800 OPERATING TRANSFERS	0	0	-13,625.00	.00	13,625.00	100.0%
TOTAL DEBT SERVICE	-44,967,812	-44,967,812	-4,848,194.78	-417,074.81	-40,119,617.22	10.8%
171 CAPITAL PROJECTS						
40110 CURRENT PROPERTY TAX	-5,416,500	-5,416,500	-304,978.86	.00	-5,111,521.14	5.6%
40120 TRUSTEE'S COLLECTIONS - PYR	-47,000	-47,000	-140,032.27	.00	93,032.27	297.9%
40125 TRUSTEE COLLECTIONS - BANKRUP	-2,000	-2,000	-2,345.80	.00	345.80	117.3%
40130 CIRCUIT/CHANCERY COLLECT-PYR	-27,000	-27,000	.00	.00	-27,000.00	.0%
40140 INTEREST & PENALTY	-20,000	-20,000	-18,658.02	.00	-1,341.98	93.3%
40220 HOTEL/MOTEL TAX	-1,200,000	-1,200,000	-631,156.07	.00	-568,843.93	52.6%
40240 WHEEL TAX	-2,400,000	-2,400,000	-1,322,843.81	-222,982.88	-1,077,156.19	55.1%
40320 BANK EXCISE TAX	-50,000	-50,000	.00	.00	-50,000.00	.0%
44110 INTEREST EARNED	-60,000	-60,000	-464.36	-218.87	-59,535.64	.8%
46190 OTHER GENERAL GOVERNMENT GRAN	0	0	-125,000.00	-125,000.00	125,000.00	100.0%
46990 OTHER STATE REVENUES	-2,097,099	-2,629,789	-2,629,789.00	.00	.00	100.0%
47590 OTHER FEDERAL THROUGH STATE	0	0	-28,675.69	-20,956.75	28,675.69	100.0%
48610 DONATIONS	0	0	-250.00	-50.00	250.00	100.0%
49100 BOND PROCEEDS	0	-105,000,000	-121,104,124.14	.00	16,104,124.14	115.3%

01/05/2021 09:40
mlopez

MONTGOMERY COUNTY GOVERNMENT, TN
YEAR-TO-DATE BUDGET REPORT

P 5
glytdbud

FOR 2021 06

JOURNAL DETAIL 2021 1 TO 2021 6

	ORIGINAL ESTIM REV	REVISED EST REV	ACTUAL YTD REVENUE	ACTUAL MTD REVENUE	REMAINING REVENUE	PCT COLL
TOTAL CAPITAL PROJECTS	-11,319,599	-116,852,289	-126,308,318.02	-369,208.50	9,456,029.02	108.1%
GRAND TOTAL	-165,782,419	-275,562,036	-153,674,642.38	-3,852,624.73	-121,887,393.62	55.8%

** END OF REPORT - Generated by Mariel Lopez-Gonzalez **

FOR 2021 06

JOURNAL DETAIL 2021 1 TO 2021 6

	ORIGINAL APPROP	REVISED BUDGET	YTD EXPENDED	MTD EXPENDED	ENCUMBRANCES	AVAILABLE BUDGET	PCT USED
<u>101 COUNTY GENERAL</u>							
51100 COUNTY COMMISSION	371,862	401,862	117,156.36	20,534.20	50,950.00	233,755.64	41.8%
51210 BOARD OF EQUALIZATION	8,344	8,344	645.90	.00	.00	7,698.10	7.7%
51220 BEER BOARD	5,020	5,020	1,406.35	364.72	84.00	3,529.65	29.7%
51240 OTHER BOARDS & COMMITTEES	5,168	5,168	2,179.98	322.96	.00	2,988.02	42.2%
51300 COUNTY MAYOR	560,928	560,928	275,898.77	55,042.91	3,266.01	281,763.22	49.8%
51310 HUMAN RESOURCES	650,701	666,724	288,752.83	45,312.93	106,154.94	271,816.28	59.2%
51400 COUNTY ATTORNEY	250,000	261,737	107,250.02	.00	11,736.77	142,749.98	45.5%
51500 ELECTION COMMISSION	884,245	1,061,611	548,992.01	52,939.98	8,872.09	503,746.90	52.5%
51600 REGISTER OF DEEDS	638,241	638,241	289,759.51	58,576.89	11,157.00	337,324.49	47.1%
51720 PLANNING	436,949	436,949	220,782.54	262.08	.00	216,166.46	50.5%
51730 BUILDING	492,060	508,060	237,599.11	59,233.98	35,994.97	234,465.92	53.9%
51750 CODES COMPLIANCE	990,385	994,415	516,056.58	110,928.13	4,150.89	474,207.48	52.3%
51760 GEOGRAPHICAL INFO SYSTEMS	290,215	290,215	27,500.00	.00	118,080.07	144,634.93	50.2%
51800 COUNTY BUILDINGS	432,066	432,471	215,543.64	41,449.27	34,369.77	182,557.59	57.8%
51810 FACILITIES	2,953,283	2,953,283	1,441,820.34	267,479.79	201,296.12	1,310,166.54	55.6%
51900 OTHER GENERAL ADMINISTRATION	1,234,769	1,259,106	510,938.82	98,977.55	50,661.41	697,505.46	44.6%
51910 ARCHIVES	357,407	357,407	165,963.35	34,265.66	12,573.47	178,870.18	50.0%
52100 ACCOUNTS & BUDGETS	788,097	812,709	403,602.37	90,700.61	7,246.21	401,860.42	50.6%
52200 PURCHASING	321,977	321,977	166,731.12	34,551.78	8,894.37	146,351.51	54.5%
52300 PROPERTY ASSESSOR'S OFFICE	1,636,725	1,693,796	765,943.15	164,133.44	87,197.63	840,655.22	50.4%
52400 COUNTY TRUSTEES OFFICE	790,507	790,507	379,211.07	70,810.89	30,048.62	381,247.31	51.8%
52500 COUNTY CLERK'S OFFICE	2,932,992	2,959,192	1,471,463.25	305,722.21	47,490.63	1,440,238.12	51.3%
52600 INFORMATION SYSTEMS	2,768,804	6,001,806	3,388,218.76	458,766.68	322,478.04	2,291,109.49	61.8%
52900 OTHER FINANCE	61,300	61,300	7,614.67	1,405.10	4,981.94	48,703.39	20.5%
53100 CIRCUIT COURT	3,947,829	3,953,824	1,941,799.06	394,688.32	32,962.83	1,979,062.05	49.9%
53300 GENERAL SESSIONS COURT	673,598	673,598	316,049.94	36,085.34	.00	357,548.06	46.9%
53330 DRUG COURT	70,000	76,134	8,545.36	1,018.67	6,305.13	61,283.86	19.5%
53400 CHANCERY COURT	750,426	750,426	381,631.20	78,132.87	3,227.21	365,567.59	51.3%
53500 JUVENILE COURT	1,384,690	1,384,690	637,810.11	119,611.02	170,744.67	576,135.22	58.4%
53600 DISTRICT ATTORNEY GENERAL	88,250	88,250	13,684.52	2,172.53	3,538.04	71,027.44	19.5%
53610 OFFICE OF PUBLIC DEFENDER	7,313	7,313	1,456.22	16.88	.00	5,856.78	19.9%
53700 JUDICIAL COMMISSIONERS	276,671	277,267	142,499.70	30,466.23	1,813.70	132,953.60	52.0%
53800 VETERANS' TREATMENT COURT	340,543	340,543	136,039.54	28,827.21	29,478.61	175,024.85	48.6%
53900 OTHER ADMINISTRATION/ JUSTICE	523,456	523,456	100,031.22	10,786.73	.00	423,424.78	19.1%
53910 ADULT PROBATION SERVICES	1,166,536	1,266,536	446,701.25	95,749.13	116,650.30	703,184.45	44.5%
54110 SHERIFF'S DEPARTMENT	13,489,704	14,321,213	7,245,725.59	1,472,401.28	238,005.64	6,837,482.09	52.3%
54120 SPECIAL PATROLS	3,515,712	3,515,712	1,689,434.79	348,916.37	50,811.63	1,775,465.58	49.5%
54150 DRUG ENFORCEMENT	115,900	115,900	59,091.79	11,422.23	1,457.87	55,350.34	52.2%
54160 SEXUAL OFFENDER REGISTRY	14,000	21,815	8,350.25	122.62	11.99	13,452.76	38.3%
54210 JAIL	16,212,996	16,344,735	8,029,018.87	1,625,712.26	1,523,610.30	6,792,105.83	58.4%

FOR 2021 06

JOURNAL DETAIL 2021 1 TO 2021 6

	ORIGINAL APPROP	REVISED BUDGET	YTD EXPENDED	MTD EXPENDED	ENCUMBRANCES	AVAILABLE BUDGET	PCT USED
54220 WORKHOUSE	2,034,502	2,034,502	1,068,887.97	217,261.37	276,833.59	688,780.44	66.1%
54230 COMMUNITY CORRECTIONS	587,605	594,147	304,531.56	66,033.69	45,797.44	243,818.46	59.0%
54240 JUVENILE SERVICES	301,197	301,197	147,983.12	34,278.68	1,629.43	151,584.45	49.7%
54310 FIRE PREVENTION & CONTROL	560,786	602,411	160,943.60	30,004.86	62,747.63	378,719.77	37.1%
54410 EMERGENCY MANAGEMENT	631,840	633,090	354,222.08	60,059.18	2,432.11	276,435.81	56.3%
54490 OTHER EMERGENCY MANAGEMENT	0	95,719	2,235.73	883.81	.00	93,483.27	2.3%
54610 COUNTY CORONER / MED EXAMINER	368,000	368,000	104,525.00	19,825.00	12,850.00	250,625.00	31.9%
55110 HEALTH DEPARTMENT	268,468	269,628	123,082.27	31,282.04	7,916.35	138,628.90	48.6%
55120 RABIES & ANIMAL CONTROL	1,396,985	1,399,724	672,543.72	136,126.67	31,087.42	696,093.29	50.3%
55130 AMBULANCE SERVICE	13,779,902	13,801,387	6,209,258.43	1,368,654.33	550,018.08	7,042,110.49	49.0%
55190 OTHER LOCAL HLTH SRVCS (WIC)	3,285,202	3,285,202	1,281,057.48	256,681.72	103.00	2,004,041.52	39.0%
55390 APPROPRIATION TO STATE	221,892	221,892	.00	.00	.00	221,892.00	.0%
55590 OTHER LOCAL WELFARE SERVICES	20,825	20,875	4,600.00	1,500.00	.00	16,275.00	22.0%
55900 OTHER PUBLIC HEALTH & WELFARE	25,000	25,000	.00	.00	.00	25,000.00	.0%
56500 LIBRARIES	2,109,555	2,109,555	527,388.75	.00	.00	1,582,166.25	25.0%
56700 PARKS & FAIR BOARDS	1,739,121	1,864,121	831,859.07	154,997.14	184,869.16	847,392.77	54.5%
56900 OTHER SOCIAL, CULTURAL & REC	9,688	9,688	3,126.41	271.21	.00	6,561.59	32.3%
57100 AGRICULTURAL EXTENSION SERVIC	449,988	450,432	81,394.74	848.39	3,901.93	365,135.04	18.9%
57300 FOREST SERVICE	2,000	2,000	.00	.00	.00	2,000.00	.0%
57500 SOIL CONSERVATION	59,963	59,963	32,028.70	6,911.53	250.00	27,684.30	53.8%
57800 STORM WATER MANAGEMENT	0	246,519	.00	.00	.00	246,518.69	.0%
58110 TOURISM	942,000	942,000	624,843.86	130,410.32	.00	317,156.14	66.3%
58120 INDUSTRIAL DEVELOPMENT	1,236,459	1,236,459	917,508.20	598,558.00	.00	318,950.80	74.2%
58220 AIRPORT	403,000	403,000	189,656.00	.00	.00	213,344.00	47.1%
58300 VETERAN'S SERVICES	547,807	547,807	282,228.37	60,505.47	1,705.95	263,872.68	51.8%
58400 OTHER CHARGES	1,951,966	1,951,966	614,301.84	12,687.50	.00	1,337,664.16	31.5%
58500 CONTRIBUTION TO OTHER AGENCIE	216,500	239,557	95,719.00	5,215.00	.00	143,838.39	40.0%
58600 EMPLOYEE BENEFITS	612,600	612,600	246,905.64	-18,743.89	.00	365,694.36	40.3%
58900 MISC-CONT RESERVE	15,000	42,372	25,636.60	8,338.60	4,990.09	11,745.31	72.3%
64000 LITTER & TRASH COLLECTION	154,452	154,452	82,668.12	17,993.19	.00	71,783.88	53.5%
TOTAL COUNTY GENERAL	96,371,972	101,669,506	47,698,036.17	9,428,495.26	4,523,435.05	49,448,034.34	51.4%
131 GENERAL ROADS							
61000 ADMINISTRATION	520,770	521,195	255,928.86	51,948.92	4,414.55	260,851.59	50.0%
62000 HIGHWAY & BRIDGE MAINTENANCE	6,114,752	6,243,288	2,045,099.45	394,998.16	583,245.80	3,614,942.49	42.1%
63100 OPERATION & MAINT OF EQUIPMEN	1,370,151	1,379,349	565,001.20	115,148.05	46,299.61	768,047.96	44.3%
63600 TRAFFIC CONTROL	462,818	464,818	198,074.77	33,937.26	76,300.45	190,442.78	59.0%
65000 OTHER CHARGES	580,429	580,699	308,519.35	4,360.08	3,644.06	268,535.59	53.8%
66000 EMPLOYEE BENEFITS	57,980	57,980	26,475.88	8,967.66	.00	31,504.12	45.7%
68000 CAPITAL OUTLAY	3,981,500	4,759,253	799,064.00	180,514.22	926,787.94	3,033,401.46	36.3%

FOR 2021 06

JOURNAL DETAIL 2021 1 TO 2021 6

	ORIGINAL APPROP	REVISED BUDGET	YTD EXPENDED	MTD EXPENDED	ENCUMBRANCES	AVAILABLE BUDGET	PCT USED
TOTAL GENERAL ROADS	13,088,400	14,006,582	4,198,163.51	789,874.35	1,640,692.41	8,167,725.99	41.7%
<u>151 DEBT SERVICE</u>							
82110 PRINCIPAL-GENERAL GOVERNMENT	10,387,488	10,387,488	.00	.00	.00	10,387,488.00	.0%
82130 PRINCIPAL-EDUCATION	22,667,859	22,667,859	824,025.60	.00	.00	21,843,833.40	3.6%
82210 INTEREST-GENERAL GOVERNMENT	4,320,929	4,320,929	2,290,364.17	.00	.00	2,030,564.83	53.0%
82230 INTEREST-EDUCATION	5,839,246	5,839,246	3,325,982.21	.00	.00	2,513,263.79	57.0%
82310 OTHER DEBT SERV-COUNTY GOVT	353,500	353,500	32,634.85	.00	.00	320,865.15	9.2%
82330 OTHER DEBT SERV.-EDUCATION	678,000	678,000	53,126.88	.00	.00	624,873.12	7.8%
TOTAL DEBT SERVICE	44,247,022	44,247,022	6,526,133.71	.00	.00	37,720,888.29	14.7%
<u>171 CAPITAL PROJECTS</u>							
00000 NON-DEDICATED ACCOUNT	80,000	80,000	31,146.43	.00	.00	48,853.57	38.9%
91110 GENERAL ADMINISTRATION PROJEC	1,764,532	100,649,805	4,206,650.38	1,396,447.86	16,088,936.15	80,354,218.96	20.2%
91120 ADMIN OF JUSTICE PROJECTS	0	35,000	.00	.00	.00	35,000.00	.0%
91130 PUBLIC SAFETY PROJECTS	1,045,000	5,783,994	2,089,496.01	335,392.29	2,409,787.84	1,284,710.01	77.8%
91140 PUBLIC HEALTH /WELFARE PROJEC	502,900	3,384,093	864,189.41	168,015.68	523,412.13	1,996,491.86	41.0%
91150 SOCIAL/CULTURAL/REC PROJECTS	0	1,608,861	628,226.48	51,137.25	539,490.83	441,144.04	72.6%
91190 OTHER GENERAL GOVT PROJECTS	0	35,675	.00	.00	.00	35,675.00	.0%
91200 HIGHWAY & STREET CAP PROJECTS	0	6,413,512	1,697.65	.00	1,871,460.49	4,540,353.61	29.2%
91300 EDUCATION CAPITAL PROJECTS	0	14,561,136	13,142,400.50	8,934,772.50	.00	1,418,735.50	90.3%
TOTAL CAPITAL PROJECTS	3,392,432	132,552,077	20,963,806.86	10,885,765.58	21,433,087.44	90,155,182.55	32.0%
<u>266 WORKER'S COMPENSATION</u>							
51750 CODES COMPLIANCE	0	0	179.76	.00	.00	-179.76	100.0%
51810 FACILITIES	0	0	115.54	.00	.00	-115.54	100.0%
51910 ARCHIVES	0	0	110.00	.00	.00	-110.00	100.0%
51920 RISK MANAGEMENT	532,049	532,049	132,239.73	28,675.00	71,766.31	328,042.96	38.3%
52200 PURCHASING	0	0	407.01	266.35	.00	-407.01	100.0%
52600 INFORMATION SYSTEMS	0	0	252.90	.00	.00	-252.90	100.0%
54110 SHERIFF'S DEPARTMENT	0	0	30,946.15	7,688.28	.00	-30,946.15	100.0%
54210 JAIL	0	0	17,102.80	9,015.76	.00	-17,102.80	100.0%
54310 FIRE PREVENTION & CONTROL	0	0	37.00	.00	.00	-37.00	100.0%

FOR 2021 06

JOURNAL DETAIL 2021 1 TO 2021 6

	ORIGINAL APPROP	REVISED BUDGET	YTD EXPENDED	MTD EXPENDED	ENCUMBRANCES	AVAILABLE BUDGET	PCT USED
54410 EMERGENCY MANAGEMENT	0	0	823.56	.00	.00	-823.56	100.0%
55120 RABIES & ANIMAL CONTROL	0	0	709.09	171.00	.00	-709.09	100.0%
55130 AMBULANCE SERVICE	0	0	6,337.51	1,107.65	.00	-6,337.51	100.0%
55754 LANDFILL OPERATION/MAINTENANC	0	0	2,004.73	573.46	.00	-2,004.73	100.0%
56700 PARKS & FAIR BOARDS	0	0	1,598.31	1,598.31	.00	-1,598.31	100.0%
62000 HIGHWAY & BRIDGE MAINTENANCE	0	0	60.00	.00	.00	-60.00	100.0%
TOTAL WORKER'S COMPENSATION	532,049	532,049	192,924.09	49,095.81	71,766.31	267,358.60	49.7%
GRAND TOTAL	157,631,875	293,007,235	79,579,064.34	21,153,231.00	27,668,981.21	185,759,189.77	36.6%

** END OF REPORT - Generated by MarieL Lopez-Gonzalez **