

May 12, 2014

BE IT REMEMBERED that the Board of Commissioners of Montgomery County, Tennessee, met in regular session on Monday, May 12, 2014, at 7:00 P.M. at the Montgomery County Courthouse. Present and presiding the Hon. Carolyn Bowers, County Mayor (Chairman). Also present, John Fuson, Sheriff, Kellie A. Jackson, County Clerk, Austin Peay, VII, County Attorney, Phil Harpel, Director of Administration, Jeff Taylor, Director of Accounts and Budgets and the following Commissioners:

Jerry Allbert
Ed Baggett
Mark Banasiak
Martha Brockman
Loretta Bryant
Joe L. Creek
Glen Demorest

John M. Gannon
John M. Genis
Robert Gibbs
Dalton Harrison
Charles Keene
Lettie Kendall
Robert Lewis

Robert Nichols
Keith Politi
Mark Riggins
Nick Robards
Larry Rocconi
Ron J. Sokol
Tommy Vallejos

PRESENT: 21

ABSENT: None

When and where the following proceedings were had and entered of record, to-wit:

BOARD OF COMMISSIONERS

AGENDA

MAY 12, 2014

CALL TO ORDER

PLEDGE OF ALLEGIANCE

INVOCATION – Chaplain Joe Creek

ROLL CALL

APPROVAL OF APRIL 14, 2014 MINUTES

PRESENTATION

1. Dr. B.J. Worthington
2. Nick Powell – Capital Project Update

VOTE ON ZONING RESOLUTION

CZ-3-2014: Application of James D. Herald from E-1 to AG

VOTE ON OTHER RESOLUTIONS

- 14-5-1:** Resolution Authorizing Submission of an Application for a Grant to Continue the Litter and Trash Collection Program Contracted with the Tennessee Department of Transportation
- 14-5-2:** Resolution to Approve an Interlocal Contract Between Montgomery County and the City of Clarksville
- 14-5-3:** Resolution to Request Unclaimed Balance of Accounts Remitted to the State Treasurer under the Unclaimed Property Act
- 14-5-4:** Resolution Revising the Animal Control and Adoption Service Committee Meetings from Quarterly to Bi-Monthly

UNFINISHED BUSINESS

REPORTS

1. County Clerk's Report – **(requires approval by Commission)**

REPORTS FILED

1. Highway Department: County Road List, January – March 2014 **(needs approval)**
2. April 2014 Adequate Facilities Tax and Permit Revenue Reports
3. **Accounts & Budgets Monthly Report**
4. **Trustee's Report**
5. **Highway Department: Quarterly Report (Jan. – March, 2014)**

NOMINATING COMMITTEE APPOINTMENT – Loretta Bryant, Chairperson

COUNTY MAYOR APPOINTMENTS – Mayor Carolyn Bowers

ANNOUNCEMENTS

ADJOURN

COUNTY COMMISSION MINUTES FOR

APRIL 14, 2014

SUBMITTED FOR APPROVAL MAY 12, 2014

BE IT REMEMBERED that the Board of Commissioners of Montgomery County, Tennessee, met in regular session on Monday, April 14, 2014, at 7:00 P.M. at the Montgomery County Courthouse. Present and presiding, the Hon. Carolyn Bowers, County Mayor (Chairman). Also present, John Fuson, Sheriff, Kellie A. Jackson, County Clerk, Austin Peay, VII, County Attorney, Phil Harpel, Director of Administration, Jeff Taylor, Director of Accounts and Budgets and the following Commissioners:

Jerry Allbert
Ed Baggett
Martha Brockman
Loretta Bryant
Joe L. Creek
Glen Demorest
John M. Gannon

John M. Genis
Robert Gibbs
Dalton Harrison
Charles Keene
Lettie Kendall
Robert Lewis
Robert Nichols

Keith Politi
Mark Riggins
Nick Robards
Larry Rocconi
Ron J. Sokol
Tommy Vallejos

PRESENT: 20

ABSENT: Mark Banasiak (1)

When and where the following proceedings were had and entered of record, to-wit:

The minutes of the March 10, 2014, meeting of the Board of Commissioners were approved.

A Proclamation was presented to Shelby Thompson for her commitment and accomplishments while reigning as Miss Tennessee by Mayor Bowers.

A Dedication, in honor of David “Bubba” Johnson, was presented to the Johnson family by the Montgomery County Sheriff’s Office.

A report on Reappraisal and Assessment Change Notices was presented by Assessor of Property, Erinne Hester.

The following Resolutions were Adopted:

- 14-4-1** Resolution Authorizing the County Mayor to Accept a Proposal of the Tennessee Department of Transportation for Improvements to SR237/Rossvie Road, Widening from West of I-24 to East of International Boulevard Serving Hankook Tire
- 14-4-2** Resolution to Ratify the Interlocal Agreement between the County of Montgomery and County of Stewart for the Joint Operation and Maintenance of a Solid Waste Collection and Disposal System
- 14-4-3** Amended Resolution of the Montgomery County Board of Commissioners Authorizing the Acceptance and Permission to Spend Grant Funds from the Tennessee Department of Health
- 14-4-4** Resolution Declaring the Intent of Montgomery County to Reimburse itself for Certain Expenditures relating to the Completion of RichEllen Park located along SR 149 with the Proceeds of Bonds or other Debt Obligations to be issued by Montgomery County, Tennessee in an Approximate Amount of \$550,000.00
- 14-4-5** A Resolution Adopting the Public Improvements Program and Capital Budget, 2014-2015 through 2018-2019, Compiled by the Clarksville-Montgomery County Regional Planning Commission, 2014
- 14-4-6** Resolution to Amend the Tennessee Department of Transportation Division of Governors Highway Safety Office Award to Accept Additional Grant Funds in the Amount of \$100,000.00
- 14-4-7** Resolution of the Montgomery County Board of Commissioners Authorizing Construction of Oakland Elementary School and Intent to Purchase
- 14-4-8** A Resolution Authorizing the Issuance of Not to Exceed Eighteen Million Sixty Thousand Dollars (\$18,060,000) in Aggregate Principal Amount, in One or More Series, of General Obligation School Bonds and Bond Anticipation Notes in Anticipation Thereof, of Montgomery County, Tennessee; Making Provision for the Issuance, Sale and Payment of Said

Bonds and Notes; Establishing the Terms Thereof and the Disposition of Proceeds Therefrom; and Providing for the Levy of Taxes for the Payment of Principal of, Premium, if any, and Interest on the Bonds and Notes

- 14-4-9** A Resolution Authorizing the Issuance, in One or More Series, of General Obligation Refunding Bonds of Montgomery County, Tennessee, in the Approximate Aggregate Principal Amount of not to Exceed Eighty Six Million Four Hundred Twenty Thousand Dollars (\$86,420,000) for the Purpose of Refunding All or a Portion of Certain Outstanding Bonds of the County; Making Provision for the Issuance, Sale and Payment of Said Bonds; Establishing the Terms Thereof and the Disposition of Proceeds Therefrom; and Providing for the Levy of Taxes for the Payment of Principal of, Premium, if any, and Interest on the Bonds

The County Clerk's Report for the month of March was Adopted.

Reports Filed:

1. March 2014 Adequate Facilities Tax and Permit Revenue Reports
2. Court Safety Program: Adult Driver Improvement Program; Juvenile Court Defensive Driving Course-4; Juvenile Court Defensive Driving Course-6/8; Safety Belt Class; Anti-Theft Class; Alive at 25 Defensive Driving Course Revenue and Attendees for January – March, 2014
3. Accounts & Budgets Monthly Report
4. Trustee's Report

Nominating Committee Nominations Adopted:

BOARD OF EQUALIZATION

Chuck Padgett nominated to serve another two-year term to expire April, 2016.

Doug Jackson nominated to replace Mitchell Tucker for a two-year term to expire April, 2016.

Chris Barnett nominated to replace Jason Daughtery for a two-year term to expire April, 2016.

Mark Kelly and Morrell Boyd are City appointments.

Mayor Appointments Adopted:

PUBLIC RECORDS COMMISSION

4-yr term

Ellen Kanervo appointed to replace Gail Longton, Genealogist, for a four-year term to expire April, 2018.

Ron Sokol appointed to replace Charles Keene, County Commissioner, for a four-year term to expire April, 2018.

Judge Ken Goble, has been filling the unexpired term of Judge Wayne Shelton and is now eligible to serve his first full four-year term; term to expire April, 2018.

Mayor Appointments Announced:

SENIOR CITIZENS BOARD OF DIRECTORS

3-yr term (max 6 yrs)

Per updated By-Laws

Mike Williamson appointed to replace J.T. Brown for a three-year term to expire April, 2017.

Doug Barber appointed to replace Lisa Bradley for a three-year term to expire April, 2017.

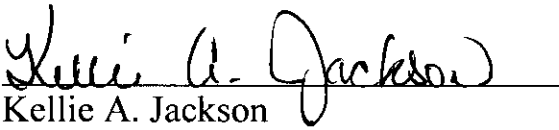
Helga Redd has been filling an unexpired term and is now eligible to serve her full term of three years; term to expire April, 2017.

Joyce Paggeott appointed to serve another term (three years) to expire April, 2017.

The Board was adjourned.

Submitted by:





Kellie A. Jackson
County Clerk

On Motion to Adopt by Commissioner Harrison, seconded by
Commissioner Rocconi, the foregoing April 14, 2014, Minutes of the
Board of County Commissioners presented by Kellie A. Jackson, County
Clerk, were Approved unanimously by the following roll call vote:

Jerry Allbert	Y	John M. Gannon	Y	Robert Nichols	Y
Ed Baggett	Y	John M. Genis	Y	Keith Politi	Y
Mark Banasiak	Y	Robert Gibbs	Y	Mark Riggins	Y
Martha Brockman	Y	Dalton Harrison	Y	Nick Robards	Y
Loretta Bryant	Y	Charles Keene	Y	Larry Rocconi	Y
Joe L. Creek	Y	Lettie Kendall	Y	Ron J. Sokol	Y
Glen Demorest	Y	Robert Lewis	Y	Tommy Vallejos	Y

Ayes - 21 Abstentions - 0 Noes - 0

ABSENT: None

Dr. B.J. Worthington, Director of Clarksville-Montgomery County School System, addressed the Board of Commissioners.

A Capital Projects Update was presented by County Engineer, Nick Powell.




CAPITAL PROJECTS - MAY 2014 - QUARTERLY CONSTRUCTION REPORT

Project Name: RichEllen Park Phase I	Architect/Engineer: SSR	General Contractor: Jones Bros
Project Status: In Construction	Contract Date: 7/2/2013	Contract Completion Date: 5/31/2014
Budget: \$3,000,000	Current Contract Amount: \$2,283,829.00	Percent Complete: 90%

Comments:


- Contractor is finalizing topsoil, seeding, and stabilization. Remaining stone to be placed on parking lots and roadways.



Project Name: RichEllen Park Phase 2	Architect/Engineer: SSR	General Contractor: Alliance Corporation
Project Status: Pre Construction	Contract Date: 4/29/2014	Contract Completion Date: 4/7/2015
Budget: \$6,900,000	Current Contract Amount: \$6,420,323.00	Percent Complete: 0%



Comments:

- Phase II work to begin this week.





CAPITAL PROJECTS - MAY 2014 - QUARTERLY CONSTRUCTION REPORT

Project Name: Rotary ADA Trail	Architect/Engineer: Moore Design Services	General Contractor: R. Lafferty & Son	Project Name: Rotary Park Electrical	Architect/Engineer: Moore Design Services	General Contractor: Sutton Construction/CWS Holdings
Project Status: In Construction	Contract Date: 9/30/2013	Contract Completion Date: 5/4/2014 *	Project Status: In Construction	Contract Date: 4/22/2014	Contract Completion Date: 8/25/2014
Budget: \$145,000	Current Contract Amount: \$139,047.33	Percent Complete: 100%	Budget: \$250,000.00	Current Contract Amount: \$212,266.00	Percent Complete: 40%
Comments: • ADA Trail and new parking lot is complete.			Comments: • Progress is going well.		
					




CAPITAL PROJECTS - MAY 2014 - QUARTERLY CONSTRUCTION REPORT

Project Name: Spur Line Trail	Architect/Engineer: IC A Engineering / L.C.M.	General Contractor: Fellowship Construction
Project Status: In Construction	Contract Date: 8/22/2013	Contract Completion Date: 6/30/2014
Budget: \$853,050	Current Contract Amount: \$652,255.38	Percent Complete: 60%

Comments:

- Lighting and irrigation system has been installed.
- Currently working on sidewalks and ramps.
- Work to still be completed includes paving of the parking lot, retaining walls, and landscaping.



Project Name: Veterans Plaza Parking	Architect/Engineer: DBS Engineering	General Contractor: BR Miller
Project Status: In Construction	Contract Date: 7/24/2013	Contract Completion Date: 6/15/2014 *
Budget: \$5,000,000.00	Current Contract Amount: \$4,653,849.21	Percent Complete: 70%





Comments:

- 3.5 of 5 phases have been completed.
- Construction completion will probably extend into August or September.





CAPITAL PROJECTS - MAY 2014 - QUARTERLY CONSTRUCTION REPORT

Project Name: Library VRF System	Architect/Engineer: DABEngineering/Trane	General Contractor: Morton Mechanical	Project Name: County Clerk Remodel	Architect/Engineer: Lyle Cook Martin	General Contractor: TBD
Project Status: In Construction	Contract Date: 2/21/2014	Contract Completion Date: 6/25/2014	Project Status: Bid Cycle	Contract Date: TBD	Contract Completion Date: TBD
Budget: \$997,606.00	Current Contract Amount: \$348,992.30	Percent Complete: 50%	Budget: \$775,000 (Projected)	Current Contract Amount: \$	Percent Complete: N/A
Comments: <ul style="list-style-type: none"> Currently on schedule. 			Comments: <ul style="list-style-type: none"> Project will be rebid in July, and Clerk's office will move into the old Career Center space in August to reduce the previous bid cost by eliminating the need for multiple interior phases of Construction. 		
 			 		

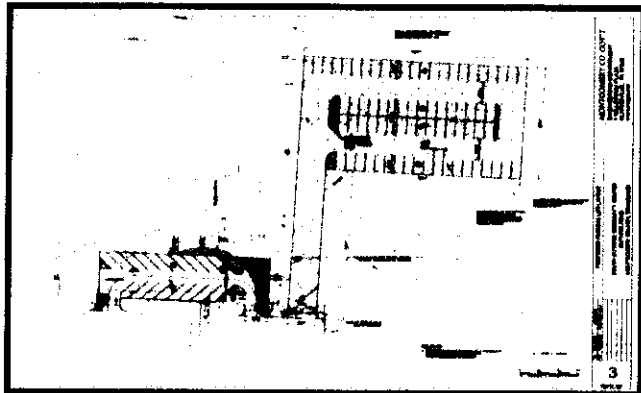


CAPITAL PROJECTS - MAY 2014 - QUARTERLY CONSTRUCTION REPORT

Project Name: South Guthrie Parking	Architect/Engineer: Lyle Cook Martin	General Contractor: Hwy Dept.
Project Status: Demolition/Construction	Contract Date: N/A	Contract Completion Date: N/A
Budget: \$81,536	Current Contract Amount: \$	Percent Complete: 0%

Comments:


- Old house to be removed this month
- Hwy Dept to excavate topsoil and install basestone and asphalt.



Project Name: EMS St 23 C. Heights	Architect/Engineer: Violette Architecture	General Contractor: Southwinds Contracting
Project Status: In Construction	Contract Date: 10/24/2013	Contract Completion Date: 5/3/2014*
Budget: \$725,000	Current Contract Amount: \$631,449.00	Percent Complete: 70%

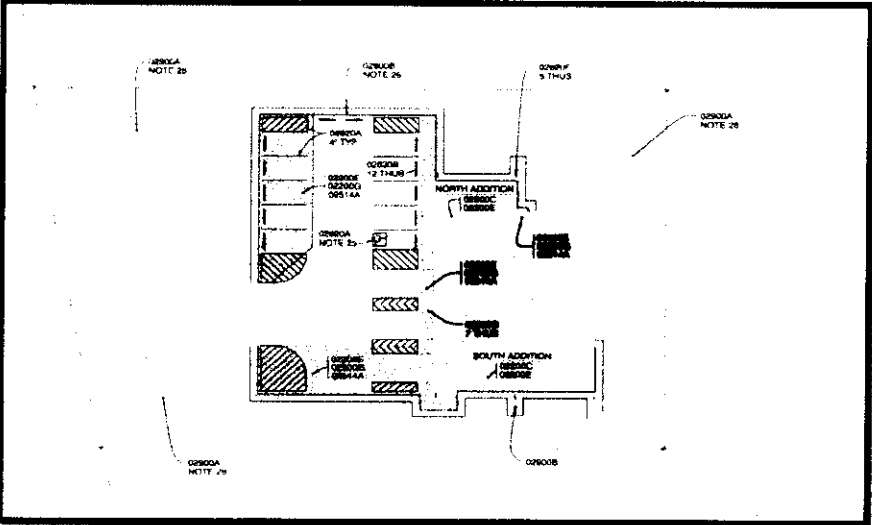
Comments:

- Contractor is behind schedule, but work is continuing. Station should be completed before the end of June.







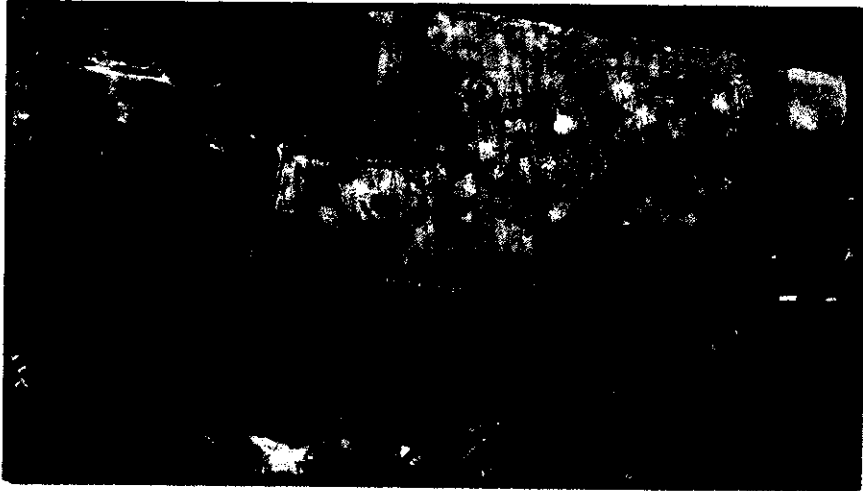


CAPITAL PROJECTS - MAY 2014 - QUARTERLY CONSTRUCTION REPORT

Project Name: EMS St.21 Peachers Mill	Architect/Engineer: Violette Architecture	General Contractor:	Project Name: EMS St.30 Int. Blvd.	Architect/Engineer: Violette Architecture	General Contractor:
Project Status: Design Phase	Contract Date:	Contract Completion Date:	Project Status: Pre-Design	Contract Date:	Contract Completion Date:
Budget: \$320,000	Current Contract Amount:	Percent Complete: %	Budget: \$1,200,000 (Projected)	Current Contract Amount:	Percent Complete: %
Comments: • Design is approximately 50% complete.			Comments: • Designers will begin as soon as interlocal agreement is finalized and contracts have been approved.		
					



CAPITAL PROJECTS - MAY 2014 - QUARTERLY CONSTRUCTION REPORT

Project Name: RJ Corman Bridge Rehab	Architect/Engineer: ICA Engineering	General Contractor: RJ Corman	Project Name: Oakland Road	Architect/Engineer: Neel Schaffer	General Contractor: TBD
Project Status: In Construction	Contract Date: 5/29/2013	Contract Completion Date: 12/2014	Project Status: Final Design	Contract Date: TBD	Contract Completion Date: TBD
Budget: \$3,472,051.25	Current Contract Amount: \$3,139,055.25	Percent Complete: 10%	Budget: \$1,720,000 *	Current Contract Amount: \$	Percent Complete: N/A
Comments: <ul style="list-style-type: none"> Blasting and Painting operations to begin within one to two weeks. <div style="display: flex; flex-wrap: wrap;">     </div>			Comments: <ul style="list-style-type: none"> Completing Final Design to submit to TDOT. ROW acquisition to begin this summer. Final cost estimate will be updated after ROW acquisition is completed. 		

**RESOLUTION OF THE MONTGOMERY COUNTY BOARD OF
COMMISSIONERS
AMENDING THE ZONE CLASSIFICATION OF THE PROPERTY OF
JAMES D. HERALD**

WHEREAS, an application for a zone change from E-1 Single-Family Estate District to AG Agricultural District has been submitted by James D. Herald and

WHEREAS, said property is identified as County Tax Map 159, parcel 17.04, containing 3.5 +/- acres, situated in Civil District 13, fronting on the northern ROW of Batson Mill Rd. located 3,070 +/- feet east of the Ryes Chapel Rd. & Batson Mill Rd. intersection.; and

WHEREAS, said property is described as follows:

Beginning at a point marked by an iron rod set in the northerly margin of the right of way of Batson Mill Road, said point marking the south westerly corner of the herein described tract, and the southeasterly corner of the lands of Mary Irene Carr and said point being located 2770 feet, more or less, easterly of Rye's Church Road; thence north 18 degrees 23 minutes 51 seconds east 367.52 feet along the easterly line of said Mary Irene Carr lands to a point marked by a 24 inch white oak; thence north 11 degrees 34 minutes 54 seconds east 85.09 feet along a fence line marking the easterly boundary of said Mary Irene Carr lands to a point marked by an iron rod; thence north 78 degrees 59 minutes 13 seconds west 262.45 feet along the southerly boundary of lands retained herein Grantor to a point marked by an iron rod; thence south 4 degrees 01 minute 21 seconds east 411.85 feet along the westerly boundary of lands retained by the herein Grantor to a point marked by an iron rod set in the northerly margin of the right of way of Batson Mill Road; thence south 85 degrees 58 minutes 21 seconds west 301.79 feet along the northerly margin of the right of way of Batson Mill Road to a point thence northerly and westerly along a curve with the delta of 44 degrees 5 minutes 55 seconds, a radius of 120 feet, a tangent of 48.60 feet, a length of 92.36 feet and a chord of north 71 degrees 58 minutes 21 seconds west 90.10 feet along the northerly margin of the right of way of Batson Mill Road to a point thence northerly and westerly along a curve with a delta of 10 degrees 16 minutes 24 seconds, a radius of 217.06 feet, a tangent of 19.51 feet, a length of 38.92 feet and a chord of north 55 degrees 03 minutes 32 seconds west 38.87 feet along the northerly margin of the right of way of Batson Mill Road to the point or place of beginning, containing 3.507 acres more or less, further identified as Tax Map 159, Parcel 17.04.

WHEREAS, the Planning Commission staff recommends APPROVAL and the Regional Planning Commission recommends APPROVAL of said application.

NOW, THEREFORE, BE IT RESOLVED by the Montgomery County Board of County Commissioners assembled in regular session on this 12th day of May, 2014, that the zone classification of the property of James D. Herald from E-1 to AG is hereby approved.

Duly passed and approved this 12th day of May, 2014.

Attested: Kellie A. Jackson
County Clerk

Sponsor David A. Riffe
Commissioner Mark E. G. G. G.
Approved Carolyn P. Bowers
County Mayor



CZ-3-2014

On Motion to Adopt by Commissioner Riggins, seconded by
Commissioner Brockman, the foregoing Resolution was Adopted by the
following roll call vote:

Jerry Allbert	Y	John M. Gannon	Y	Robert Nichols	Y
Ed Baggett	Y	John M. Genis	Y	Keith Politi	Y
Mark Banasiak	Y	Robert Gibbs	Y	Mark Riggins	Y
Martha Brockman	Y	Dalton Harrison	Y	Nick Robards	Y
Loretta Bryant	Y	Charles Keene	Y	Larry Rocconi	Y
Joe L. Creek	Y	Lettie Kendall	Y	Ron J. Sokol	Y
Glen Demorest	Y	Robert Lewis	Y	Tommy Vallejos	Y

Ayes - 21 Abstentions - 0 Noes - 0

ABSENT: None

**RESOLUTION AUTHORIZING SUBMISSION OF AN APPLICATION FOR A GRANT
TO CONTINUE THE LITTER AND TRASH COLLECTION PROGRAM
CONTRACTED WITH THE TENNESSEE DEPARTMENT
OF TRANSPORTATION**

WHEREAS, Montgomery County previously entered into a Litter and Trash Collection Grant Contract with the Tennessee Department of Transportation; and


WHEREAS, the Tennessee Department of Transportation has advised the County Mayor that funding allocations for the Litter Pickup Program for Fiscal Year 2014-2015 have been made with Montgomery County receiving an allocation of grant monies in the amount of \$70,600.00, and the remaining funds required for the litter and trash collection program would be the responsibility of Montgomery County in the amount of \$40,017.90, for a total program cost of \$110,617.90; and

WHEREAS, the Tennessee Department of Transportation has advised that Montgomery County can apply for these funds in the same manner as the past grant program.

NOW, THEREFORE, BE IT RESOLVED by the Montgomery County Board of Commissioners assembled in regular business session on this 12th day of May, 2014 that the County Mayor is hereby authorized to apply on behalf of Montgomery County for a grant to continue the Litter and Trash Collection Program to June 30, 2015.

BE IT FURTHER RESOLVED that should said application be approved by the Tennessee Department of Transportation, then the County Mayor is authorized to execute contracts or other necessary documents which may be required to signify acceptance of the Litter and Trash Collection Grant by Montgomery County, and the Director of Accounts and Budgets shall establish the necessary fund accounts providing for related revenues and expenditures stated in the fully executed contract. This resolution intended to have the effect of appropriation to that purpose accordingly.

Duly passed and approved this 12th day of May, 2014.


Attest Keller A. Jackson
County Clerk

Sponsor Shirley John S. Johnson
Commissioner Joe A. Auk
Approved Carolyn P. Bowers
County Mayor

14-5-1

On Motion to Adopt by Commissioner Creek, seconded by
Commissioner Bryant, the foregoing Resolution was Adopted by the
following roll call vote:

Jerry Allbert	Y	John M. Gannon	Y	Robert Nichols	Y
Ed Baggett	Y	John M. Genis	Y	Keith Politi	Y
Mark Banasiak	Y	Robert Gibbs	Y	Mark Riggins	Y
Martha Brockman	Y	Dalton Harrison	Y	Nick Robards	Y
Loretta Bryant	Y	Charles Keene	Y	Larry Rocconi	Y
Joe L. Creek	Y	Lettie Kendall	Y	Ron J. Sokol	Y
Glen Demorest	Y	Robert Lewis	Y	Tommy Vallejos	Y

Ayes - 21 Abstentions - 0 Noes - 0

ABSENT: None

**RESOLUTION TO APPROVE AN INTERLOCAL CONTRACT BETWEEN
MONTGOMERY COUNTY AND THE CITY OF CLARKSVILLE**

WHEREAS, Montgomery County and the City of Clarksville entered into a Site Location and Development Agreement with Hankook Tire Manufacturing, Tennessee, L.P., which mandated the construction of a joint City Fire Rescue and County Emergency Medical Service facility on certain real estate located within the Clarksville-Montgomery County Industrial Park; and

WHEREAS, the Fire Rescue and Emergency Medical Service facilities will benefit the residents in the surrounding area in addition to Hankook Tire Manufacturing, Tennessee, L.P.; and

WHEREAS, the Interlocal Contract attached hereto as Exhibit "A" was drafted in an effort to specify the duties and responsibilities of the County and City for the development of the joint Fire Rescue and Emergency Medical Service facilities.

NOW, THEREFORE, BE IT RESOLVED by the Montgomery County Board of Commissioners meeting in regular business session on this 12th day of May, 2014, that the Interlocal Contract attached hereto as Exhibit "A" is hereby approved.

Duly passed and approved this 12th day of May, 2014.



Sponsor

Commissioner

Approved

County Mayor

Attested

County Clerk

INTERLOCAL CONTRACT

This interlocal contract is made and entered into this _____ day of _____, 2014 by and between Montgomery County, Tennessee hereinafter referred to as "County" and the City of Clarksville, Tennessee hereinafter referred to as "City".

Pursuant to a site location and development agreement signed between both parties and Hankook Tire Manufacturing Tennessee, L.P. the City and the County agreed to build a joint Fire Rescue and Emergency Medical Service upon a suitable site within the Clarksville-Montgomery County Industrial Park. To effectuate this purpose the parties covenant and agree as follows:

1. Both parties covenant and agree that the site for this project as set out in Exhibit "A" attached hereto shall be deeded from the Industrial Development Board to the parties jointly and equally.
2. Both parties acknowledge that the Industrial Development Board will provide \$600,000.00 in funding which is to be equally distributed between City and County.
3. Both parties agree that the state of Tennessee will provide \$800,000.00 in funding which is to be equally distributed between City and County.
4. All remaining funding for this project shall be provided as is required to construct each agency's facility.
5. All architectural and design fees will be determined and apportioned between County and City by the architect selected for the project.
6. All site preparation costs shall be shared equally between the parties. Elements to be included in the site preparation component shall be determined by the Architect/Engineer during the design stage and agreed upon by both agencies prior to the bid.
7. Both parties agree that County shall establish an escrow account for receipt of all monies necessary to fund the entire project. County shall have sole signatory power on said account and shall pay all invoices when due.
8. County shall be the lead agency on the project and shall ensure that all contracts, bids or other necessary documents are properly procured and executed. City shall have the right to provide its own insight and input as is deemed necessary.
9. One contract and one bid shall be procured both of which shall be comprised of three components:
 - a. Site development.
 - b. Construction of the city fire department building.
 - c. Construction of the emergency medical services building.

Each invoice submitted to County for payment shall be divided so as to itemize specifically each cost contributable to City and County.

10. After construction is complete on the project the site will be partitioned and deeded to each party individually. Both parties agree to jointly construct and maintain an ingress and egress easement to service both facilities.

11. The successful bid for the project shall bifurcate the costs of the Emergency Medical Services building and the Fire Station so that the costs associated thereto can be distributed to each party. County shall be responsible for all costs associated with the Emergency Medical Service building and City shall be responsible for all costs associated with the City Fire Station.
12. For the purpose of the site development within the Clarksville-Montgomery County Industrial Park, Montgomery County Building and Codes, along with its associated adopted building code will be used for the review, inspection, and approval of each facility.

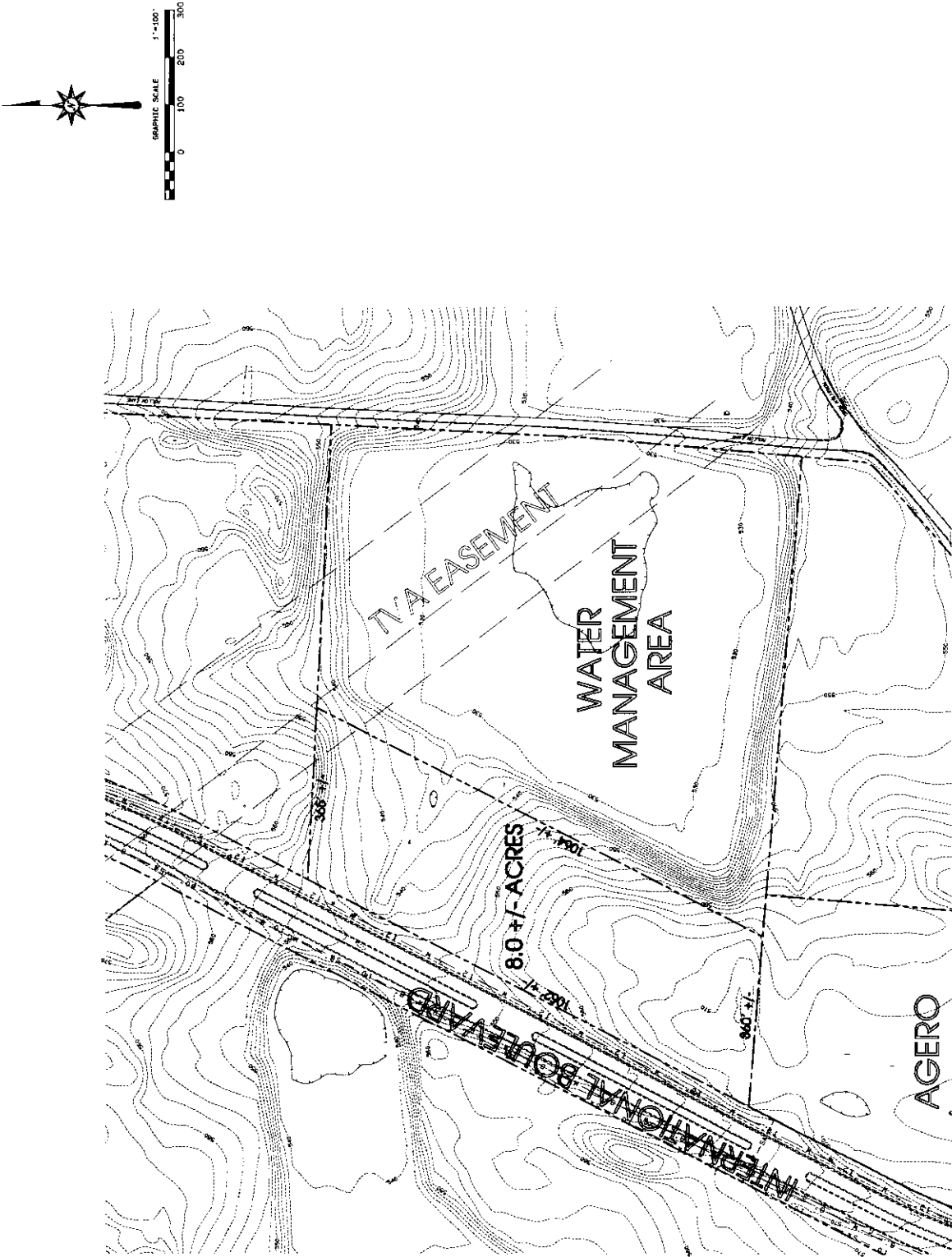
Montgomery County

City of Clarksville

DRINK BY: _____
 CHECKED BY: _____
 DATE: _____

BMS/FRB STATION 12
PROPERTY EXHIBIT DRAWING
CLARKSVILLE
MONTGOMERY COUNTY, TENNESSEE
APRIL 10, 2014

DBS Associates
66
330 North Second Street
P.O. Box 949
Chatham, NJ 07041-0949
Phone (931) 647-9559 Fax (931) 647-1155
www.dbsurvey.com
Engineers • Surveyors • Planners



14-5-2

On Motion to Adopt by Commissioner Harrison, seconded by
Commissioner Nichols, the foregoing Resolution was Adopted by the
following roll call vote:

Jerry Allbert	Y	John M. Gannon	Y	Robert Nichols	Y
Ed Baggett	Y	John M. Genis	Y	Keith Politi	Y
Mark Banasiak	Y	Robert Gibbs	Y	Mark Riggins	Y
Martha Brockman	Y	Dalton Harrison	Y	Nick Robards	Y
Loretta Bryant	Y	Charles Keene	Y	Larry Rocconi	Y
Joe L. Creek	Y	Lettie Kendall	Y	Ron J. Sokol	Y
Glen Demorest	Y	Robert Lewis	Y	Tommy Vallejos	Y

Ayes - 21 Abstentions - 0 Noes - 0

ABSENT: None

**RESOLUTION TO REQUEST UNCLAIMED BALANCE OF ACCOUNTS
REMITTED TO THE STATE TREASURER UNDER THE
UNCLAIMED PROPERTY ACT**

WHEREAS, Tennessee Code Annotated Section 66-29-102 and Section 66-29-123, as amended by Public Chapter 401, Acts of 1985, provide that a municipality or county in Tennessee may request payment for the unclaimed balance of funds reported and remitted by or on behalf of the local government and its agencies if it exceeds \$100.00, less a proportionate share of the cost administering the program; and


WHEREAS, Montgomery County and/or its agencies have remitted unclaimed accounts to the State Treasurer in accordance with the Uniform Disposition of Unclaimed Property Act; and

WHEREAS, Montgomery County agrees to meet all of the requirements of Tennessee Code Annotated Section 66-29-101 et seq. and to accept liability for future claims against accounts represented in funds paid and to submit an annual report of claims received on these accounts to the State Treasurer by September 1 each year; and

WHEREAS, it is agreed that this local government will retain a sufficient amount to insure prompt payment of allowed claims without deduction for administrative costs or service charges and that the balance of funds will be deposited in this local government's general fund.

NOW, THEREFORE, BE IT RESOLVED that the Montgomery County Board of Commissioners, meeting in regular business session on this the 12th day of May, 2014, request the State Treasurer to pay the unclaimed balance of funds in accordance with the provisions of Tennessee Code Annotated Section 66-29-121. A list of remittances made by or on behalf of the local government and its agencies is attached hereto.

Duly passed and approved this 12th day of May, 2014.

 COUNTY CLERK SEAL MONTGOMERY COUNTY, TN	Attest	<u>Kellie A. Jackson</u> County Clerk
	Sponsor	<u>Jeffrey D. Taylor</u>
	Commissioner	<u>Joe / [Signature]</u>
	Approved	<u>Candace P. Bowers</u> County Mayor

**REMITTANCES FILED BY OR ON BEHALF
OF LOCAL GOVERNMENT AND ITS AGENCIES**

Name of County/Municipality MONTGOMERY COUNTY GOVERNMENT

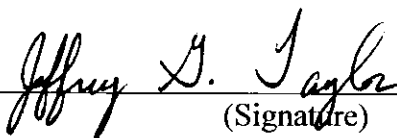
Mailing Address PO BOX 368
CLARKSVILLE TN 37041-0368

Name of Holder or Agency Submitting Report and Remittance	Holder Identification Number	Amount of Remittance	Date of Remittance	Federal employer tax ID #
Montgomery Co General Sessions Court	8676			62-1575527
Montgomery County Chancery Court	8580			62-6000764
Montgomery County Clerks Office	39198			62-6000764
Montgomery County Trustee	34410			62-6000764
Montgomery County Government	42504			62-6000764
Montgomery County Circuit Court	8579			62-1575527

I certify that any agencies included in this request are chartered under this local government.

931-648-5705

Phone Number


(Signature)

Jeffery G Taylor

Printed Name

Director of Accounts & Budgets

(Title)

Date April 11, 2014

This report and accompanying Resolution may be filed with the Unclaimed Property office of the State Treasury Department at any point between the actual remittance of unclaimed accounts and the June 1 eighteen months following.

14-5-3

On Motion to Adopt by Commissioner Lewis, seconded by
Commissioner Kendall, the foregoing Resolution was Adopted by the
following roll call vote:

Jerry Allbert	Y	John M. Gannon	Y	Robert Nichols	Y
Ed Baggett	Y	John M. Genis	Y	Keith Politi	Y
Mark Banasiak	Y	Robert Gibbs	Y	Mark Riggins	Y
Martha Brockman	Y	Dalton Harrison	Y	Nick Robards	Y
Loretta Bryant	Y	Charles Keene	Y	Larry Rocconi	Y
Joe L. Creek	Y	Lettie Kendall	Y	Ron J. Sokol	Y
Glen Demorest	Y	Robert Lewis	Y	Tommy Vallejos	Y

Ayes - 21 Abstentions - 0 Noes - 0

ABSENT: None

**RESOLUTION REVISING THE ANIMAL CONTROL AND ADOPTION SERVICE
COMMITTEE MEETINGS FROM QUARTERLY TO BI-MONTHLY**

WHEREAS, the Rules Committee is charged with the responsibility of analyzing the structure, organization and functions of the various boards, committees and commissions of Montgomery County Government; and

WHEREAS, the current write-up in the Committee Handbook of the Animal Control and Adoption Service Committee references T.C.A. §68-8-101 thru 68-8-115 et seq. as authority which states this committee is to meet quarterly or at the call of the chairman of the committee or a majority of the members of the committee; and

WHEREAS, the Animal Control and Adoption Service Committee currently meets on a quarterly basis; and

WHEREAS, the Rules Committee met on April 10, 2014, and voted to change the meeting schedule of the Animal Control and Adoption Service Committee from quarterly to bi-monthly or every other month beginning July of 2014.

NOW, THEREFORE, BE IT RESOLVED by the Board of Commissioners of Montgomery County, Tennessee, meeting in regular business session on this the 12th day of May, 2014, that the Animal Control and Adoption Service Committee will meet on a bi-monthly basis or every other month commencing in July, 2014.

Duly passed and approved this 12th day of May, 2014.



Attested

Kellie G. Jackson
County Clerk

Sponsor

W. H. G. Jr.

Commissioner

Joe / Aub

Approved

Carolyn L. Bowers
County Mayor

14-5-4

On Motion to Adopt by Commissioner Keene, seconded by
Commissioner Creek, the foregoing Resolution was Adopted by the
following roll call vote:

Jerry Allbert	Y	John M. Gannon	Y	Robert Nichols	Y
Ed Baggett	Y	John M. Genis	Y	Keith Politi	Y
Mark Banasiak	Y	Robert Gibbs	Y	Mark Riggins	Y
Martha Brockman	Y	Dalton Harrison	Y	Nick Robards	Y
Loretta Bryant	Y	Charles Keene	Y	Larry Rocconi	Y
Joe L. Creek	Y	Lettie Kendall	Y	Ron J. Sokol	Y
Glen Demorest	Y	Robert Lewis	Y	Tommy Vallejos	Y

Ayes - 21 Abstentions - 0 Noes - 0

ABSENT: None

County Clerk's Report
May 12, 2014


Comes Kellie A. Jackson, County Clerk, Montgomery County, Tennessee, and presents the County Clerk's Report for the month of April, 2014.

I hereby request that the persons named on the list of new applicants to the office of Notary Public be elected. The Oaths of the Deputy County Officials are approved as taken.

This report shall be spread upon the minutes of the Board of County Commissioners.

This the 12th day of May, 2014.




County Clerk

OATHS OF DEPUTY COUNTY OFFICIALS

NAME	OFFICE	DATE
Amber Perry	Deputy County Clerk	4/14/2014
Tammy Turner	Deputy County Clerk	4/28/2014

MONTGOMERY COUNTY CLERK
KELLIE A JACKSON COUNTY CLERK
350 PAGEANT LANE SUITE 502
CLARKSVILLE TN 37040
Telephone 931-648-5711
Fax 931-572-1104

Notaries to be elected May 12, 2014

NAME	HOME ADDRESS AND PHONE	BUSINESS ADDRESS AND PHONE
1. MICHELLE L ASHBY	1956 BOYER BLVD CLARKSVILLE TN 37043 931 624 3644	650 JOEL DRIVE FORT CAMPBELL KY 42223 2707988285
2. CHARLES S BAILEY	1613 IROQUOIS RD CLARKSVILLE TN 37043 931 320 3091	7164 H ST FORT CAMPBELL KY 42223 270 798 2246
3. KATINA CALHOUN	219 TOBACCO RD CLARKSVILLE TN 37042 931 249 5224	350 PAGEANT LANE STE 401 CLARKSVILLE TN 37042 931 503 3279
4. BROOKE COLLINS	1877 EISENHOWER RD CLARKSVILLE TN 37042 931 551 1050	1929 MADISON ST CLARKSVILLE TN 37043 931 920 1475
5. NANCY W COUCH	113 CANTERBURY ROAD CLARKSVILLE TN 37043 931 542 2828	#2 MILLENNIUM PLAZA ST 115 CLARKSVILLE TN 37040 931 648 5700
6. ZANDRA L DARNELL	290 DARNELL ST #13 CLARKSVILLE TNTN 37042 931-647-5385	290 DARNELL ST #13 CLARKSVILLE TNTN 37042 931-647-5385
7. CHRISTY J EASTERLING	2604 STEEPLECHASE CT CLARKSVILLE TN 37043 931 980 4517	350 PAGEANT LANE STE 502 CLARKSVILLE TN 37040 931 648 5711
8. DARWIN K ELDRIDGE	4682 ST PAUL RD WOODLAWN TN 37191 931-648-4720	801 BROADWAY MDP 121 NASHVILLE TN 37203
9. MONICA J GRIMES	2332 RALEIGH CT APT 6 CLARKSVILLE TN 37043 931 561 3672	1000 GATE 7 RD LOT C OAK GROVE KY 42262 931 802 5131
10. REGINA HAMPTON	2840 N HINTON RD CLARKSVILLE TN 37043 931 603 6095	1 PUBLIC SQUARE CLARKSVILLE TN 37043 931 645 7433
11. ESTHER HATFIELD	3301 TIMBERDALE DRIVE CLARKSVILLE TN 37042 219 644 5774	
12. SHANNON LYNN HERR	2550 LYLEWOOD RD WOODLAWN TN 37191 931 241 1794	1590 FORT CAMPBELL BLVD CLARKSVILLE TN 37040 931 648 3342
13. KIMBERLIE HURD	115 CARNEY RD CLARKSVILLE TN 37043 931 358 3778	271 STONECROSSING DR CLARKSVILLE TN 37042 931 551 4400

MONTGOMERY COUNTY CLERK
KELLIE A JACKSON COUNTY CLERK
350 PAGEANT LANE SUITE 502
CLARKSVILLE TN 37040
Telephone 931-648-5711
Fax 931-572-1104

Notaries to be elected May 12, 2014

NAME	HOME ADDRESS AND PHONE	BUSINESS ADDRESS AND PHONE
14. MARION JEWELL	1660 PARCHMAN RD CLARKSVILLE TN 37040 931-387-2027	2271 WILMA RUDOLPH BLVD CLARKSVILLE TN 37040 931-245-6726
15. LEWIS JOHNSON	2737 JARRELL RIDGE RD. CLARKSVILLE TN 37043 931-378-2459	1158 COLLEGE ST. CLARKSVILLE TN 37040 931-553-4111
16. JANET L LEWIS	2180 RIVER ROAD CLARKSVILLE TN 37040 931-551-3292	1130 COLLEGE ST CLARKSVILLE TN 37040 931-552-6573
17. STEPHEN J LONG	2890 TROUGH SPRINGS RD CLARKSVILLE TN 37043 931-358-3011	317 873 2759
18. TERRY W MARKHAM	422 COUNTRY CLUB CT CLARKSVILLE TN 37043 931 237 2846	2930 HWY 41A SOUTH CLARKSVILLE TN 37043 931 358 9611
19. AMANDA E MARKIN	800 DURHAM RD. ADAMS TN 37010 931-358-6130	2232 WILMA RUDOLPH BLVD. CLARKSVILLE TN 37040 931-648-0395
20. PAMELA MARTIN	1407 CHAPMANSBORO RD CHAPMANSBORO TN 37035 504 858 9601	116 N 2ND ST SUITE B12 CLARKSVILLE TN 37040 931 320 9573
21. CLAIRE K MARTIN	526 MAIN ST APT 4 CLARKSVILLE TN 37040 571 384 0594	112 S 2ND ST STE 200 CLARKSVILLE TN 37040 931 648 1517
22. KATHERINE R MOORE	2195 WEST ALLEN GRIFFEY RD #43 CLARKSVILLE TN 37042 404 725 0402	271 STONECROSSING DRIVE CLARKSVILLE TN 37042 931 551 4400
23. LINDSAY MOSLEY	513 RUTTING DR CLARKSVILLE TN 37040 931 220 9222	2600 WILMA RUDOLPH BLVD CLARKSVILLE TN 37040 931 647 5651
24. VIVIAN NEELY	2252 YEAGER DR. CLARKSVILLE TN 37040 931-551-9521	271 STONECROSSING DR. CLARKSVILLE TN 37042 931-551-4400
25. NAOMI W O'NEAL	1293 ARCHWOOD DR CLARKSVILLE TN 37042 931 431 0042	650 JOEL DR FORT CAMPBELL KY 42223 270 798 8755

MONTGOMERY COUNTY CLERK
KELLIE A JACKSON COUNTY CLERK
350 PAGEANT LANE SUITE 502
CLARKSVILLE TN 37040
Telephone 931-648-5711
Fax 931-572-1104

Notaries to be elected May 12, 2014

NAME	HOME ADDRESS AND PHONE	BUSINESS ADDRESS AND PHONE
26. ROLANDO OTTEY	2198 FAIRFAX DR CLARKSVILLE TN 37040 931 302 1235	2277-C WILMA RUDOLPH BLVD CLARKRANGE TN 37040 931 906 9030
27. CHRISTY R PROCTOR	2191 MEMORIAL DR M118 CLARKSVILLE TN 37043 606 571 2871	116 N 2ND ST STE B12 CLARKSVILLE TN 37040 931 320 9573
28. SHARON SEAY	704 CLAYTON DR CLARKSVILLE TN 37040 931 801 8602	1 PUBLIC SQUARE CLARKSVILLE TN 37040 931 648 6148
29. CYNTHIA SHELTON	3900 LYLEWOOD RD WOODLAWN TN 37191 931 645 5929	120 COMMERCE ST CLARKSVILLE TN 37191 931 648 5715
30. KATINA SPAINHOWARD	365 DEEPWOOD TRL CLARKSVILLE TN 37042 931 552 0214	1 PUBLIC SQ CLARKSVILLE TN 37040 931 648 6147
31. RACHEL WALKER	2921 NICOLE RD CLARKSVILLE TN 37040 573 855 9191	2232 WILMA RUDOLPH BLVD CLARKSVILLE TN 37040 931 648 0395
32. MORGAN WELLS	154 DARNELL PL CLARKSVILLE TN 37042 269 519 3139	1929 MADISON ST CLARKSVILLE TN 37043 931 920 1589
33. JOHN L WILSON	1046 HARDING DR CLARKSVILLE TN 37042 931-237-2843	6896 FT CAMPBELL FORT CAMPBELL KY 42223 270 412 7089
34. ANASTASIA WOOD	648 STOWE CT APT 1D CLARKSVILLE TN 37040 931 217 5734	2232 WILMA RUDOLPH BLVD CLARKSVILLE TN 37040 931 648 0395

County Clerk's Report

On Motion to Adopt by Commissioner Brockman, seconded by
Commissioner Rocconi, the foregoing County Clerk's Report was

Approved by the following roll call vote:

Jerry Allbert	Y	John M. Gannon	Y	Robert Nichols	Y
Ed Baggett	Y	John M. Genis	Y	Keith Politi	Y
Mark Banasiak	Y	Robert Gibbs	Y	Mark Riggins	Y
Martha Brockman	Y	Dalton Harrison	Y	Nick Robards	Y
Loretta Bryant	Y	Charles Keene	Y	Larry Rocconi	Y
Joe L. Creek	Y	Lettie Kendall	Y	Ron J. Sokol	Y
Glen Demorest	Y	Robert Lewis	Y	Tommy Vallejos	Y

Ayes - 21 Abstentions - 0 Noes - 0

ABSENT: None

MONTGOMERY COUNTY

2014 COUNTY ROAD LIST

JANUARY 1, 2014 THRU MARCH 31, 2014

Zones 1,2,3,4,5

ROAD NAME	ROAD CLASS	ROAD LENGTH	DATE APPROVED	REASON FOR CHANGE
NONE THIS QUARTER			4/14/14	

RESPECTFULLY SUBMITTED,


MIKE FROST, HIGHWAY SUPERVISOR


ED GROVES, COMMISSIONER


ORVILLE LEWIS, COMMISSIONER

4-14-2014
DATE

Highway Department County Road List, January-March 2014

On Motion to Adopt by Commissioner Brockman, seconded by
Commissioner Rocconi, the foregoing Highway Department County Road
List was Approved by the following roll call vote:

Jerry Allbert	Y	John M. Gannon	Y	Robert Nichols	Y
Ed Baggett	Y	John M. Genis	Y	Keith Politi	Y
Mark Banasiak	Y	Robert Gibbs	Y	Mark Riggins	Y
Martha Brockman	Y	Dalton Harrison	Y	Nick Robards	Y
Loretta Bryant	Y	Charles Keene	Y	Larry Rocconi	Y
Joe L. Creek	Y	Lettie Kendall	Y	Ron J. Sokol	Y
Glen Demorest	Y	Robert Lewis	Y	Tommy Vallejos	Y

Ayes - 21 Abstentions - 0 Noes - 0

ABSENT: None



**MONTGOMERY
COUNTY**
TENNESSEE

Montgomery County Government
Building and Codes Department

Phone
931-648-5718

350 Pageant Lane Suite 309
Clarksville, TN 37040

Fax
931-553-5121

Memorandum

TO: Carolyn Bowers, County Mayor
FROM: Rod Streeter, Building Commissioner *RS*
DATE: May 1, 2014
SUBJ: APRIL 2014 PERMIT REVENUE REPORT

The number of permits issued in April 2014 is as follows: Building Permits 55, Grading Permits 2, and Plumbing Permits 11 for a total of 68 permits.

The total cost of construction was \$5,991,674.00. The revenue is as follows: Building Permits \$33,080.10, Grading Permits \$13,557.50, Plumbing Permits \$1,100.00, Plans Review \$28,463.00, BZA \$0.00, Re-Inspections \$150.00, Pre-Inspection \$0.00, Safety Inspection \$0.00, and Miscellaneous Fees \$0.00 the total revenue received in April 2014 was \$76,350.60.

FISCAL YEAR 2013/2014 TOTALS TO DATE:

NUMBER OF SINGLE FAMILY PERMITS:	260
COST OF CONSTRUCTION:	\$58,899,460.00
NUMBER OF BUILDING PERMITS:	522
NUMBER OF PLUMBING PERMITS:	109
NUMBER OF GRADING PERMITS:	10
BUILDING PERMITS REVENUE:	\$282,928.40
PLUMBING PERMIT REVENUE:	\$10,800.00
GRADING PERMIT REVENUE:	\$18,524.50
RENEWAL FEES:	\$863.40
PLANS REVIEW FEES:	\$51,690.50
BZA FEES:	\$2,750.00
RE-INSPECTION FEES:	\$1,700.00
PRE-INSPECTION FEES:	\$0.00
SAFETY INSPECTION FEES:	\$0.00
MISCELLANEOUS FEES:	\$0.00
SWBA	\$0.00
TOTAL REVENUE:	\$368,443.40

APRIL 2014 GROUND WATER PROTECTION

The number of septic applications received for April 2014 was 22 with total revenue received for the county was \$0.00 (State received \$13,280.00).

The lease agreement beginning on July 1, 2013-June 30, 2014 was agreed upon between the County and State.

The number of Septic Tank Disclosure requests for APRIL 2014. ****Effective December 16, 2008 Ground Water Protection no longer provides this service.****

FISCAL YEAR 2013/2014 TOTALS TO DATE:

NUMBER OF GROUND WATER APPLICATIONS (SEPTIC)	145
NUMBER OF SEPTIC TANK DISCLOSURE REQUEST	0
GROUND WATER PROTECTION (STATE: \$88,770.00)	\$0.00
 TOTAL REVENUE:	 \$368,443.40

RS/bl

cc: Jeff Taylor, Accounts and Budgets
Kellie Jackson, County Clerk

RECEIVED MAY 01 2014



**MONTGOMERY
COUNTY**

T E N N E S S E E

Montgomery County Government

Building and Codes Department

350 Pageant Lane Suite 309
Clarksville, TN 37040

Phone
931-648-5718

Fax
931-553-5121

Memorandum

TO: Carolyn Bowers, County Mayor
FROM: Rod Streeter, Building Commissioner *RS*
DATE: May 1, 2014
SUBJ: April 2014 ADEQUATE FACILITIES TAX REPORT

The total number of receipts issued in April 2014 is as follows: City 85 and County 30 for a total of 115.

There were 109 receipts issued on single-family dwellings, 0 receipts issued on multi-family dwellings with a total of 0 units, 2 receipts issued on condominiums with a total of 2 units, 0 receipts issued on townhouses. There was 1 exemption receipts issued.

The total taxes received for April 2014 was \$48,645.00

The total refunds issued for April 2014 was \$0.00.

Total Adequate Facilities Tax Revenue for April 2014 was \$48,645.00

FISCAL YEAR 2013/2014 TOTALS TO DATE:

TOTAL NUMBER OF Adequate Facilities Tax Receipts Issued:	City:	772
	County:	286
	Total:	1058

TOTAL REFUNDS:	\$0.00
----------------	--------

TOTAL TAXES RECEIVED:	\$523,674.00
-----------------------	--------------

<u>NUMBER OF LOTS AND DWELLINGS ISSUED</u>	<u>CITY</u>	<u>COUNTY</u>	<u>TOTAL</u>
LOTS 5 ACRES OR MORE:	2	17	19
SINGLE-FAMILY DWELLINGS:	692	266	958
MULTI-FAMILY DWELLINGS (30 Receipts):	176	6	182
CONDOMINIUMS: (52 Receipts)	52	0	52
TOWNHOUSES:	0	0	0
EXEMPTIONS: (19 Receipts)	9	10	19
REFUNDS ISSUED: (0 Receipts)	(0)	(0)	(0)

RS/bl

cc: Jeff Taylor, Accounts and Budgets
Kellie Jackson, County Clerk

05/06/2014 10:15
mlopez

MONTGOMERY COUNTY GOVERNMENT, TN
YEAR-TO-DATE BUDGET REPORT

PG 4
glytdbud

FOR 2014 10

	ORIGINAL ESTIM REV	ESTIM REV ADJUSTMTS	REVISED EST REV	ACTUAL YTD REVENUE	REMAINING REVENUE	PCT COLL
40140 INTEREST & PENALTY	-200,000	0	-200,000	-251,581.64	51,581.64	125.8%
40210 LOCAL OPTION SALES TAX	-3,000,000	0	-3,000,000	-2,398,445.74	-601,554.26	79.9%
40250 LITIGATION TAX - GENERAL	-300,000	0	-300,000	-255,222.51	-44,777.49	85.1%
40266 LITIGATION TAX-JAIL/WH/CH	-300,000	0	-300,000	-277,494.73	-22,505.27	92.5%
40270 BUSINESS TAX	-75,000	0	-75,000	-38,102.91	-36,897.09	50.8%
40285 ADEQUATE FACILITIES TAX	-950,000	0	-950,000	-772,821.00	-177,179.00	81.3%
40320 BANK EXCISE TAX	-75,000	0	-75,000	-76,950.57	1,950.57	102.6%
44110 INTEREST EARNED	-260,791	0	-260,791	-299,355.54	38,564.54	114.8%
44570 CONTRIBUTIONS & GIFTS	-785,000	0	-785,000	.00	-785,000.00	.0%
44990 OTHER LOCAL REVENUES	-487,565	0	-487,565	.00	-487,565.00	.0%
47715 TAX CREDIT BOND REBATE	-97,016	0	-97,016	-89,302.87	-7,713.13	92.0%
48990 OTHER	-1,046,422	0	-1,046,422	-785,714.29	-260,707.71	75.1%
49800 OPERATING TRANSFERS	-167,750	-550,000	-717,750	-167,750.00	-550,000.00	23.4%
TOTAL DEBT SERVICE	-41,886,944	-550,000	-42,436,944	-38,105,301.84	-4,331,642.16	89.8%
171 CAPITAL PROJECTS						
40110 CURRENT PROPERTY TAX	-1,198,800	0	-1,198,800	-1,138,429.02	-60,370.98	95.0%
40120 TRUSTEE'S COLLECTIONS - PYR	-45,000	0	-45,000	-40,544.98	-4,455.02	90.1%
40140 INTEREST & PENALTY	-10,500	0	-10,500	-9,072.52	-1,427.48	86.4%
40320 BANK EXCISE TAX	-1,800	0	-1,800	-2,775.02	975.02	154.2%
44110 INTEREST EARNED	0	0	0	-3,422.86	3,422.86	100.0%
44170 MISCELLANEOUS REFUNDS	0	-17,818	-17,818	-17,817.64	.00	100.0%
44530 SALE OF EQUIPMENT	0	-29,530	-29,530	-29,530.00	.00	100.0%
46190 OTHER GENERAL GOVERNMENT GRAN	0	-316,648	-316,648	-136,096.00	-180,552.00	43.0%
47590 OTHER FEDERAL THROUGH STATE	0	-3,601,226	-3,601,226	-361,711.36	-3,239,514.39	10.0%
49100 BOND PROCEEDS	-13,200,000	0	-13,200,000	-13,200,000.00	.00	100.0%
49410 PREMIUM ON DEBT SOLD	0	-859,649	-859,649	-859,649.00	.00	100.0%
49700 INSURANCE RECOVERY	0	-161,046	-161,046	-161,046.44	.00	100.0%
49800 OPERATING TRANSFERS	-971,347	-6,000	-977,347	-977,347.00	.00	100.0%
TOTAL CAPITAL PROJECTS	-15,427,447	-4,991,917	-20,419,364	-16,937,441.84	-3,481,921.99	82.9%
266 WORKER'S COMPENSATION						
44170 MISCELLANEOUS REFUNDS	0	0	0	-45.00	45.00	100.0%
TOTAL WORKER'S COMPENSATION	0	0	0	-45.00	45.00	100.0%
GRAND TOTAL	-126,309,825	-7,791,480	-134,101,305	-114,063,970.88	-20,037,334.35	85.1%

** END OF REPORT - Generated by Mariel Lopez-Gonzalez **



05/06/2014 10:15
mlopez

MONTGOMERY COUNTY GOVERNMENT, TN
YEAR-TO-DATE BUDGET REPORT

PG 3
glytdbud

FOR 2014 10

	ORIGINAL ESTIM REV	ESTIM REV ADJSTMTS	REVISED EST REV	ACTUAL YTD REVENUE	REMAINING REVENUE	PCT COLL
46880 BOARD OF JURORS	-5,000	0	-5,000	.00	-5,000.00	.0%
46890 PRISONER TRANSPORTATION	-22,000	0	-22,000	-9,676.71	-12,323.29	44.0%
46915 CONTRACTED PRISONER BOARDING	-1,580,000	0	-1,580,000	-1,273,540.00	-306,460.00	80.6%
46960 REGISTRAR'S SALARY SUPPLEMENT	-15,164	0	-15,164	-11,373.00	-3,791.00	75.0%
46980 OTHER STATE GRANTS	-2,793,820	-374,282	-3,168,102	-1,650,975.63	-1,517,126.37	52.1%
46990 OTHER STATE REVENUES	-10,800	0	-10,800	-18,103.60	7,303.60	167.6%
47235 HOMELAND SECURITY GRANTS	0	-445,883	-445,883	-69,350.00	-376,533.00	15.6%
47590 OTHER FEDERAL THROUGH STATE	-11,000	-617,813	-628,813	-356,028.97	-272,784.43	56.6%
47700 ASSET FORFEITURE FUNDS	-7,000	0	-7,000	.00	-7,000.00	.0%
47990 OTHER DIRECT FEDERAL REVENUE	-7,200	-54,673	-61,873	-49,374.32	-12,498.68	79.8%
48130 CONTRIBUTIONS	-178,983	0	-178,983	-25,675.00	-153,308.00	14.3%
48610 DONATIONS	-78,960	-17,104	-96,064	-99,811.04	3,747.04	103.9%
49700 INSURANCE RECOVERY	0	-9,284	-9,284	-20,857.43	11,573.43	224.7%
49800 OPERATING TRANSFERS	-442,859	-240,513	-683,372	.00	-683,372.00	.0%
TOTAL COUNTY GENERAL	-61,058,486	-2,249,563	-63,308,049	-52,581,002.37	-10,727,047.03	83.1%

131 GENERAL ROADS

40110 CURRENT PROPERTY TAX	-3,888,000	0	-3,888,000	-3,692,192.44	-195,807.56	95.0%
40120 TRUSTEE'S COLLECTIONS - PYR	-108,000	0	-108,000	-131,495.71	23,495.71	121.8%
40140 INTEREST & PENALTY	-25,000	0	-25,000	-29,424.82	4,424.82	117.7%
40270 BUSINESS TAX	-100,000	0	-100,000	-38,102.91	-61,897.09	38.1%
40280 MINERAL SEVERANCE TAX	-238,800	0	-238,800	-131,056.70	-107,743.30	54.9%
40320 BANK EXCISE TAX	-8,500	0	-8,500	-9,000.07	500.07	105.9%
43380 VENDING MACHINE COLLECTIONS	-100	0	-100	-61.99	-38.01	62.0%
44135 SALE OF GASOLINE	-60,660	0	-60,660	-40,104.87	-20,555.13	66.1%
44170 MISCELLANEOUS REFUNDS	-30,000	0	-30,000	-9,726.42	-20,273.58	32.4%
46420 STATE AID PROGRAM	-488,083	0	-488,083	-349,752.79	-138,330.21	71.7%
46920 GASOLINE & MOTOR FUEL TAX	-2,815,460	0	-2,815,460	-1,896,689.67	-918,770.33	67.4%
46930 PETROLEUM SPECIAL TAX	-124,345	0	-124,345	-82,896.32	-41,448.68	66.7%
48120 PAVING & MAINTENANCE	-50,000	0	-50,000	-24,587.47	-25,412.53	49.2%
49700 INSURANCE RECOVERY	0	0	0	-5,087.65	5,087.65	100.0%
TOTAL GENERAL ROADS	-7,936,948	0	-7,936,948	-6,440,179.83	-1,496,768.17	81.1%

151 DEBT SERVICE

40110 CURRENT PROPERTY TAX	-33,242,400	0	-33,242,400	-31,568,268.35	-1,674,131.65	95.0%
40120 TRUSTEE'S COLLECTIONS - PYR	-900,000	0	-900,000	-1,124,291.69	224,291.69	124.9%

05/06/2014 10:15
 mlopez

 MONTGOMERY COUNTY GOVERNMENT, TN
 YEAR-TO-DATE BUDGET REPORT

 PG 2
 glytdbud

FOR 2014 10

	ORIGINAL ESTIM REV	ESTIM REV ADJSTMTS	REVISED EST REV	ACTUAL YTD REVENUE	REMAINING REVENUE	PCT COLL
42530 DATA ENTRY FEE -CHANCERY COUR	-2,000	0	-2,000	-3,354.00	1,354.00	167.7%
42610 FINES	-2,500	0	-2,500	-633.72	-1,866.28	25.3%
42641 DRUG COURT FEES	-20,000	0	-20,000	-16,570.00	-3,430.00	82.9%
42900 OTHER FINES/FORFEITURE/PENALT	-600	0	-600	-246.00	-354.00	41.0%
42990 OTHER FINES/FORFEITS/PENALTIE	-4,500	0	-4,500	-3,652.00	-848.00	81.2%
43120 PATIENT CHARGES	-4,800,000	0	-4,800,000	-3,866,854.03	-933,145.97	80.6%
43140 ZONING STUDIES	-4,500	0	-4,500	-2,750.00	-1,750.00	61.1%
43190 OTHER GENERAL SERVICE CHARGES	-45,000	0	-45,000	-38,580.00	-6,420.00	85.7%
43340 RECREATION FEES	-6,000	0	-6,000	-8,727.50	2,727.50	145.5%
43350 COPY FEES	-5,950	0	-5,950	-7,005.64	1,055.64	117.7%
43365 ARCHIVE & RECORD MANAGEMENT	-369,600	0	-369,600	-298,975.52	-70,624.48	80.9%
43366 GREENBELT LATE APPLICATION FE	-300	0	-300	-100.00	-200.00	33.3%
43370 TELEPHONE COMMISSIONS	-105,000	0	-105,000	-102,865.58	-2,134.42	98.0%
43380 VENDING MACHINE COLLECTIONS	-55,000	0	-55,000	-49,684.33	-5,315.67	90.3%
43392 DATA PROCESSING FEES -REGISTE	-75,000	0	-75,000	-54,966.00	-20,034.00	73.3%
43393 PROBATION FEES	-12,000	0	-12,000	-9,300.00	-2,700.00	77.5%
43394 DATA PROCESSING FEES - SHERIF	-30,000	0	-30,000	-22,210.54	-7,789.46	74.0%
43395 SEXUAL OFFENDER FEE - SHERIFF	-10,000	0	-10,000	-9,600.00	-400.00	96.0%
43396 DATA PROCESSING FEE-COUNTY CL	-13,200	0	-13,200	-10,211.00	-2,989.00	77.4%
43990 OTHER CHARGES FOR SERVICES	-4,200	0	-4,200	-1,798.00	-2,402.00	42.8%
44110 INTEREST EARNED	-600,000	0	-600,000	-303,346.19	-296,653.81	50.6%
44120 LEASE/RENTALS	-655,639	0	-655,639	-559,555.74	-96,083.26	85.3%
44140 SALE OF MAPS	-1,000	0	-1,000	-1,348.25	348.25	134.8%
44145 SALE OF RECYCLED MATERIALS	0	0	0	-374.00	374.00	100.0%
44170 MISCELLANEOUS REFUNDS	-207,673	0	-207,673	-118,068.59	-89,604.41	56.9%
44530 SALE OF EQUIPMENT	0	0	0	-27,033.05	27,033.05	100.0%
44570 CONTRIBUTIONS & GIFTS	-9,688	0	-9,688	-11,000.00	1,312.00	113.5%
44990 OTHER LOCAL REVENUES	-687,355	0	-687,355	-584,864.69	-102,490.31	85.1%
45110 COUNTY CLERK	0	0	0	-13,195.00	13,195.00	100.0%
45510 COUNTY CLERK	-1,500,000	0	-1,500,000	-1,107,684.69	-392,315.31	73.8%
45520 CIRCUIT COURT CLERK	-850,000	0	-850,000	-499,098.15	-350,901.85	58.7%
45540 GENERAL SESSIONS COURT CLERK	-1,400,000	0	-1,400,000	-1,023,722.27	-376,277.73	73.1%
45550 CLERK & MASTER	-340,000	0	-340,000	-286,250.72	-53,749.28	84.2%
45560 JUVENILE COURT CLERK	-191,250	0	-191,250	-177,443.74	-13,806.26	92.8%
45580 REGISTER	-1,000,000	0	-1,000,000	-762,145.00	-237,855.00	76.2%
45590 SHERIFF	-28,000	0	-28,000	-27,912.34	-87.66	99.7%
45610 TRUSTEE	-2,850,000	0	-2,850,000	-2,730,376.83	-119,623.17	95.8%
46110 JUVENILE SERVICES PROGRAM	-85,000	-502,011	-587,011	-388,406.84	-198,604.16	66.2%
46210 LAW ENFORCEMENT TRAINING PROG	-55,200	0	-55,200	.00	-55,200.00	.0%
46430 LITTER PROGRAM	-82,700	12,000	-70,700	-67,819.69	-2,880.31	95.9%
46810 FLOOD CONTROL	-330	0	-330	.00	-330.00	.0%
46830 BEER TAX	-17,500	0	-17,500	-9,455.70	-8,044.30	54.0%
46840 ALCOHOLIC BEVERAGE TAX	-175,000	0	-175,000	-168,511.12	-6,488.88	96.3%
46851 STATE REVENUE SHARING - T.V.A	-1,500,000	0	-1,500,000	-797,555.34	-702,444.66	53.2%

05/06/2014 10:15
mlopez

MONTGOMERY COUNTY GOVERNMENT, TN
YEAR-TO-DATE BUDGET REPORT



PG 1
glytdbud

FOR 2014 10

	ORIGINAL ESTIM REV	ESTIM REV ADJSTMTS	REVISED EST REV	ACTUAL YTD REVENUE	REMAINING REVENUE	PCT COLL
101 COUNTY GENERAL						
40110 CURRENT PROPERTY TAX	-30,132,000	0	-30,132,000	-28,614,514.53	-1,517,485.47	95.0%
40120 TRUSTEE'S COLLECTIONS - PYR	-900,000	0	-900,000	-1,019,094.81	119,094.81	113.2%
40140 INTEREST & PENALTY	-200,000	0	-200,000	-228,042.02	28,042.02	114.0%
40161 PMTS IN LIEU OF TAXES - T.V.A	-763	0	-763	-762.74	-.26	100.0%
40162 PMTS IN LIEU OF TAXES -UTILIT	-925,000	0	-925,000	-868,496.67	-56,503.33	93.9%
40163 PMTS IN LIEU OF TAXES - OTHER	-1,212,327	0	-1,212,327	-513,909.52	-698,417.48	42.4%
40220 HOTEL/MOTEL TAX	-1,200,000	0	-1,200,000	-1,104,578.30	-95,421.70	92.0%
40250 LITIGATION TAX - GENERAL	-413,000	0	-413,000	-294,289.52	-118,710.48	71.3%
40260 LITIGATION TAX-SPECIAL PURPOS	-65,000	0	-65,000	-53,754.59	-11,245.41	82.7%
40270 BUSINESS TAX	-1,000,000	0	-1,000,000	-441,993.71	-558,006.29	44.2%
40320 BANK EXCISE TAX	-115,000	0	-115,000	-69,750.52	-45,249.48	60.7%
40330 WHOLESALE BEER TAX	-420,000	0	-420,000	-344,260.32	-75,739.68	82.0%
40350 INTERSTATE TELECOMMUNICATIONS	-2,600	0	-2,600	-2,620.34	20.34	100.8%
41120 ANIMAL REGISTRATION	-22,800	0	-22,800	-23,799.00	999.00	104.4%
41130 ANIMAL VACCINATION	-4,000	0	-4,000	-4,631.00	631.00	115.8%
41140 CABLE TV FRANCHISE	-200,000	0	-200,000	-120,885.88	-79,114.12	60.4%
41520 BUILDING PERMITS	-350,000	0	-350,000	-282,728.40	-67,271.60	80.8%
41540 PLUMBING PERMITS	-10,000	0	-10,000	-10,900.00	900.00	109.0%
41590 OTHER PERMITS	-57,000	0	-57,000	-82,717.80	25,717.80	145.1%
42110 FINES	-11,500	0	-11,500	-10,602.00	-898.00	92.2%
42120 OFFICERS COSTS	-32,000	0	-32,000	-15,261.90	-16,738.10	47.7%
42141 DRUG COURT FEES	-4,000	0	-4,000	-2,502.50	-1,497.50	62.6%
42150 JAIL FEES CIRCUIT COURT	-26,000	0	-26,000	-22,204.74	-3,795.26	85.4%
42190 DATA ENTRY FEES -CIRCUIT COUR	-11,300	0	-11,300	-6,944.14	-4,355.86	61.5%
42191 COURTROOM SECURITY - CIRCUIT	-9,600	0	-9,600	-6,549.04	-3,050.96	68.2%
42192 CIRCUIT COURT VICTIMS ASSESS	-6,100	0	-6,100	-4,234.85	-1,865.15	69.4%
42310 FINES	-134,000	0	-134,000	-87,113.27	-46,886.73	65.0%
42311 FINES - LITTERING	-600	0	-600	-973.75	373.75	162.3%
42320 OFFICERS COSTS	-183,000	0	-183,000	-146,094.79	-36,905.21	79.8%
42330 GAME & FISH FINES	-1,000	0	-1,000	-380.02	-619.98	38.0%
42341 DRUG COURT FEES	-15,000	0	-15,000	-26,690.88	11,690.88	177.9%
42350 JAIL FEES GENERAL SESSIONS	-220,000	0	-220,000	-234,598.32	14,598.32	106.6%
42380 DUI TREATMENT FINES	-30,000	0	-30,000	-22,275.49	-7,724.51	74.3%
42390 DATA ENTRY FEE-GENERAL SESS	-48,000	0	-48,000	-35,927.86	-12,072.14	74.8%
42392 GEN SESSIONS VICTIM ASSESSMNT	-69,250	0	-69,250	-55,918.39	-13,331.61	80.7%
42410 FINES	-2,750	0	-2,750	-680.20	-2,069.80	24.7%
42420 OFFICERS COSTS	-2,000	0	-2,000	-675.45	-1,324.55	33.8%
42450 JAIL FEES	-32,000	0	-32,000	-34,070.29	2,070.29	106.5%
42490 DATA ENTRY FEE-JUVENILE COURT	-6,425	0	-6,425	-5,090.32	-1,334.68	79.2%
42520 OFFICERS COSTS	-30,000	0	-30,000	-22,467.00	-7,533.00	74.9%

05/06/2014 10:20
 mlopez

MONTGOMERY COUNTY GOVERNMENT, TN
 YEAR-TO-DATE BUDGET REPORT

PG 4
 glytdbud

FOR 2014 10

	ORIGINAL APPROP	TRANFRS/ ADJSTMTS	REVISED BUDGET	YTD EXPENDED	ENC/REQ	AVAILABLE BUDGET	PCT USED
54110 SHERIFF'S DEPARTMENT	0	0	0	10,636.81	.00	-10,636.81	100.0%
54210 JAIL	0	0	0	42,826.20	.00	-42,826.20	100.0%
54410 EMERGENCY MANAGEMENT	0	0	0	15,222.71	.00	-15,222.71	100.0%
55120 RABIES & ANIMAL CONTROL	0	0	0	993.82	.00	-993.82	100.0%
55130 AMBULANCE SERVICE	0	0	0	19,713.83	.00	-19,713.83	100.0%
55190 OTHER LOCAL HLTH SRVCS (WIC)	0	0	0	442.00	.00	-442.00	100.0%
55754 LANDFILL OPERATION/MAINTENANC	0	0	0	18,477.06	.00	-18,477.06	100.0%
56500 LIBRARIES	0	0	0	308.78	.00	-308.78	100.0%
56700 PARKS & FAIR BOARDS	0	0	0	586.79	.00	-586.79	100.0%
62000 HIGHWAY & BRIDGE MAINTENANCE	0	0	0	11,710.01	.00	-11,710.01	100.0%
TOTAL WORKER'S COMPENSATION	475,138	0	475,138	344,325.63	30,059.61	100,752.76	78.8%
GRAND TOTAL	128,672,288	36,427,644	165,099,932	111,627,768.23	13,576,137.09	39,896,026.32	75.8%

** END OF REPORT - Generated by Mariel Lopez-Gonzalez **

05/06/2014 10:20
mlopez

MONTGOMERY COUNTY GOVERNMENT, TN
YEAR-TO-DATE BUDGET REPORT



PG 3
glytdbud

FOR 2014 10

	ORIGINAL APPROP	TRANFRS/ ADJSTMTS	REVISED BUDGET	YTD EXPENDED	ENC/REQ	AVAILABLE BUDGET	PCT USED
82220 HIGHWAYS & STREETS	7,000	0	7,000	.00	.00	7,000.00	.0%
TOTAL GENERAL ROADS	8,418,639	58,000	8,476,639	5,540,437.33	474,324.01	2,461,877.66	71.0%
151 DEBT SERVICE							
00000 NON-DEDICATED ACCOUNT	971,347	0	971,347	971,347.00	.00	.00	100.0%
82110 PRINCIPAL-GENERAL GOVERNMENT	6,422,316	0	6,422,316	3,182,142.93	.00	3,240,173.07	49.5%
82130 PRINCIPAL-EDUCATION	15,869,915	0	15,869,915	13,778,928.86	.00	2,090,986.14	86.8%
82210 INTEREST-GENERAL GOVERNMENT	4,105,523	0	4,105,523	2,791,443.65	.00	1,314,079.35	68.0%
82230 INTEREST-EDUCATION	10,170,713	0	10,170,713	9,389,924.63	.00	780,788.37	92.3%
82310 OTHER DEBT SERV-COUNTY GOVT	236,500	50,697	287,197	234,415.87	.00	52,781.13	81.6%
82330 OTHER DEBT SERV.-EDUCATION	591,094	10,384	601,478	550,309.96	.00	51,168.04	91.5%
TOTAL DEBT SERVICE	38,367,408	61,081	38,428,489	30,898,512.90	.00	7,529,976.10	80.4%
171 CAPITAL PROJECTS							
00000 NON-DEDICATED ACCOUNT	30,000	64,049	94,049	23,965.56	.00	70,083.44	25.5%
82310 OTHER DEBT SERV-COUNTY GOVT	0	0	0	9,877.00	.00	-9,877.00	100.0%
82330 OTHER DEBT SERV.-EDUCATION	0	0	0	2,023.00	.00	-2,023.00	100.0%
91110 GENERAL ADMINISTRATION PROJEC	2,766,250	6,311,751	9,078,001	4,414,555.18	2,167,599.01	2,495,846.94	72.5%
91130 PUBLIC SAFETY PROJECTS	819,000	162,978	981,978	596,338.29	220,275.57	165,364.14	83.2%
91140 PUBLIC HEALTH /WELFARE PROJEC	1,778,800	767,062	2,545,862	1,171,579.89	669,159.78	705,122.56	72.3%
91150 SOCIAL/CULTURAL/REC PROJECTS	6,800,000	4,862,493	11,662,493	2,579,254.34	8,315,490.34	767,748.71	93.4%
91190 OTHER GENERAL GOVT PROJECTS	68,500	371,380	439,880	135,330.93	61,705.68	242,843.83	44.8%
91200 HIGHWAY & STREET CAP PROJECTS	700,000	2,639,607	3,339,607	75,105.67	65,297.34	3,199,203.88	4.2%
91300 EDUCATION CAPITAL PROJECTS	2,359,500	18,455,992	20,815,492	14,650,624.00	.00	6,164,868.00	70.4%
TOTAL CAPITAL PROJECTS	15,322,050	33,635,313	48,957,363	23,658,653.86	11,499,527.72	13,799,181.50	71.8%
266 WORKER'S COMPENSATION							
51750 CODES COMPLIANCE	0	0	0	551.79	.00	-551.79	100.0%
51810 COURTS COMPLEX	0	0	0	196.13	.00	-196.13	100.0%
51920 RISK MANAGEMENT	475,138	0	475,138	221,786.47	30,059.61	223,291.92	53.0%
52500 COUNTY CLERK'S OFFICE	0	0	0	509.65	.00	-509.65	100.0%
53100 CIRCUIT COURT	0	0	0	363.58	.00	-363.58	100.0%

05/06/2014 10:20
 mlopez

 MONTGOMERY COUNTY GOVERNMENT, TN
 YEAR-TO-DATE BUDGET REPORT

 PG 2
 glytdbud

FOR 2014 10

	ORIGINAL APPROP	TRANFRS/ ADJSTMTS	REVISED BUDGET	YTD EXPENDED	ENC/REQ	AVAILABLE BUDGET	PCT USED
54230 COMMUNITY CORRECTIONS	483,873	4,216	488,089	357,180.68	7,837.08	123,071.26	74.8%
54240 JUVENILE SERVICES	142,429	80,790	223,219	165,415.42	3,193.05	54,610.53	75.5%
54310 FIRE PREVENTION & CONTROL	453,248	2,935	456,183	318,126.34	58,544.33	79,512.63	82.6%
54410 EMERGENCY MANAGEMENT	432,331	0	432,331	327,671.37	1,036.06	103,623.57	76.0%
54490 OTHER EMERGENCY MANAGEMENT	0	445,883	445,883	209,470.43	101,161.82	135,250.75	69.7%
54610 COUNTY CORONER / MED EXAMINER	215,500	0	215,500	116,120.00	4,960.00	94,420.00	56.2%
55110 HEALTH DEPARTMENT	224,365	79,510	303,875	156,577.49	5,166.99	142,130.52	53.2%
55120 RABIES & ANIMAL CONTROL	684,937	3,095	688,032	521,762.79	8,838.32	157,430.83	77.1%
55130 AMBULANCE SERVICE	9,040,512	199,742	9,240,254	6,583,614.16	275,759.53	2,380,880.46	74.2%
55190 OTHER LOCAL HLTH SRVCS (WIC)	2,263,600	358,700	2,622,300	1,650,496.12	106.02	971,697.86	62.9%
55310 REGIONAL MENTAL HEALTH CENTER	7,000	0	7,000	7,000.00	.00	.00	100.0%
55390 APPROPRIATION TO STATE	214,225	0	214,225	152,190.75	.00	62,034.25	71.0%
55590 OTHER LOCAL WELFARE SERVICES	62,825	0	62,825	54,300.00	.00	8,525.00	86.4%
55900 OTHER PUBLIC HEALTH & WELFARE	12,500	0	12,500	11,200.00	.00	1,300.00	89.6%
56500 LIBRARIES	1,861,983	0	1,861,983	1,861,983.00	.00	.00	100.0%
56700 PARKS & FAIR BOARDS	590,618	8,979	599,597	429,023.70	33,077.75	137,495.55	77.1%
56900 OTHER SOCIAL, CULTURAL & REC	9,688	0	9,688	7,107.98	.00	2,580.02	73.4%
57100 AGRICULTURAL EXTENSION SERVIC	383,713	34,910	418,623	260,191.04	3,386.00	155,046.34	63.0%
57300 FOREST SERVICE	2,000	0	2,000	2,000.00	.00	.00	100.0%
57500 SOIL CONSERVATION	32,850	0	32,850	26,442.11	.00	6,407.89	80.5%
58110 TOURISM	1,289,350	0	1,289,350	874,826.01	.00	414,523.99	67.9%
58120 INDUSTRIAL DEVELOPMENT	600,404	0	600,404	450,302.25	.00	150,101.75	75.0%
58220 AIRPORT	216,633	0	216,633	180,527.50	.00	36,105.50	83.3%
58300 VETERAN'S SERVICES	413,759	17,297	431,056	319,803.25	676.80	110,576.19	74.3%
58400 OTHER CHARGES	1,296,178	74,035	1,370,213	1,156,902.59	.00	213,310.41	84.4%
58500 CONTRIBUTION TO OTHER AGENCIE	180,560	0	180,560	161,358.79	.00	19,201.21	89.4%
58600 EMPLOYEE BENEFITS	508,496	0	508,496	293,626.38	.00	214,869.62	57.7%
58900 MISC-CONT RESERVE	18,400	0	18,400	11,882.77	.00	6,517.23	64.6%
64000 LITTER & TRASH COLLECTION	116,319	0	116,319	91,703.17	.00	24,615.83	78.8%
99100 OPERATING TRANSFERS	0	6,000	6,000	6,000.00	.00	.00	100.0%
TOTAL COUNTY GENERAL	66,089,053	2,673,250	68,762,303	51,185,838.51	1,572,225.75	16,004,238.30	76.7%
131 GENERAL ROADS							
61000 ADMINISTRATION	420,502	0	420,502	340,292.02	1,506.99	78,702.99	81.3%
62000 HIGHWAY & BRIDGE MAINTENANCE	4,520,389	0	4,520,389	3,050,340.85	147,295.72	1,322,752.43	70.7%
63100 OPERATION & MAINT OF EQUIPMEN	1,289,231	0	1,289,231	939,740.38	73,313.23	276,177.39	78.6%
63600 TRAFFIC CONTROL	491,476	0	491,476	272,798.52	68,876.21	149,801.27	69.5%
65000 OTHER CHARGES	405,541	0	405,541	370,690.60	400.00	34,450.40	91.5%
66000 EMPLOYEE BENEFITS	60,000	0	60,000	45,170.44	.00	14,829.56	75.3%
68000 CAPITAL OUTLAY	1,224,500	58,000	1,282,500	521,404.52	182,931.86	578,163.62	54.9%



05/06/2014 10:20
mlopez

MONTGOMERY COUNTY GOVERNMENT, TN
YEAR-TO-DATE BUDGET REPORT

PG 1
glytdbud

FOR 2014 10

	ORIGINAL APPROP	TRANFRS/ ADJSTMTS	REVISED BUDGET	YTD EXPENDED	ENC/REQ	AVAILABLE BUDGET	PCT USED
101 COUNTY GENERAL							
51100 COUNTY COMMISSION	252,393	69,407	321,800	238,305.53	1,902.90	81,591.94	74.6%
51210 BOARD OF EQUALIZATION	10,224	0	10,224	.00	.00	10,224.00	.0%
51220 BEER BOARD	1,615	5,638	7,253	6,672.11	.00	581.06	92.0%
51240 OTHER BOARDS & COMMITTEES	3,121	7,751	10,872	10,173.02	.00	698.78	93.6%
51300 COUNTY MAYOR	459,945	0	459,945	362,243.94	2,933.59	91,767.47	79.4%
51310 HUMAN RESOURCES	340,303	0	340,303	240,948.59	25,005.23	74,349.18	78.2%
51400 COUNTY ATTORNEY	60,000	0	60,000	24,459.60	.00	35,540.40	40.8%
51500 ELECTION COMMISSION	465,516	197,365	662,881	502,896.72	12,283.44	147,700.84	77.7%
51600 REGISTER OF DEEDS	430,728	0	430,728	356,473.12	5,228.67	69,026.21	84.0%
51720 PLANNING	303,364	0	303,364	227,523.00	.00	75,841.00	75.0%
51730 BUILDING	182,210	0	182,210	141,943.17	493.77	39,773.06	78.2%
51750 CODES COMPLIANCE	657,292	2,500	659,792	503,956.12	2,448.92	153,386.96	76.8%
51760 GEOGRAPHICAL INFO SYSTEMS	164,005	0	164,005	43,446.51	.00	120,558.49	26.5%
51800 COUNTY BUILDINGS	1,772,622	2,098	1,774,720	1,317,499.60	40,451.91	416,768.24	76.5%
51810 COURTS COMPLEX	1,133,612	7,401	1,141,013	856,329.54	21,450.64	263,232.82	76.9%
51900 OTHER GENERAL ADMINISTRATION	624,520	0	624,520	443,357.95	.00	181,162.05	71.0%
51910 ARCHIVES	177,744	1,551	179,295	138,341.41	10,135.94	30,817.71	82.8%
52100 ACCOUNTS & BUDGETS	643,852	0	643,852	448,638.65	1,544.63	193,668.72	69.9%
52200 PURCHASING	292,474	0	292,474	228,717.48	734.61	63,021.91	78.5%
52300 PROPERTY ASSESSOR'S OFFICE	1,140,802	-49,521	1,091,281	772,517.91	4,405.28	314,358.06	71.2%
52400 COUNTY TRUSTEES OFFICE	546,531	32,770	579,301	466,343.04	1,353.53	111,604.54	80.7%
52500 COUNTY CLERK'S OFFICE	1,988,108	224	1,988,332	1,487,950.97	12,371.51	483,009.52	75.5%
52600 INFORMATION SYSTEMS	1,612,082	50,275	1,662,357	1,326,784.04	35,277.28	300,295.68	81.9%
52900 OTHER FINANCE	50,550	0	50,550	18,293.53	.00	32,256.47	36.2%
53100 CIRCUIT COURT	2,407,031	54	2,407,085	1,695,878.00	109,269.39	601,937.71	75.0%
53300 GENERAL SESSIONS COURT	662,355	0	662,355	544,716.21	.00	117,638.79	82.2%
53330 DRUG COURT	50,000	20,000	70,000	45,742.23	5,970.00	13,287.77	73.9%
53400 CHANCERY COURT	526,807	5,790	532,597	397,979.48	942.83	133,674.69	74.9%
53500 JUVENILE COURT	1,053,728	20,682	1,074,410	712,341.54	24,643.66	337,424.80	68.6%
53520 JUVENILE COURT CLERK	491,638	0	491,638	313,546.58	10,806.87	167,284.55	66.0%
53600 DISTRICT ATTORNEY GENERAL	46,300	0	46,300	55,359.98	4,447.85	-13,507.83	129.2%
53610 OFFICE OF PUBLIC DEFENDER	7,725	0	7,725	6,317.38	1,360.00	47.62	99.4%
53700 JUDICIAL COMMISSIONERS	258,668	0	258,668	173,068.98	519.99	85,079.03	67.1%
53900 OTHER ADMINISTRATION/ JUSTICE	91,557	422,082	513,639	347,010.51	985.00	165,643.49	67.8%
53910 ADULT PROBATION SERVICES	921,684	9,010	930,694	667,192.05	20,761.16	242,740.79	73.9%
54110 SHERIFF'S DEPARTMENT	8,507,584	749,313	9,256,897	7,131,382.12	116,376.45	2,009,138.89	78.3%
54120 SPECIAL PATROLS	1,754,557	4,446	1,759,003	1,378,122.08	15,440.46	365,440.46	79.2%
54160 SEXUAL OFFENDER REGISTRY	13,340	2,000	15,340	9,464.02	728.00	5,147.98	66.4%
54210 JAIL	12,456,880	-203,681	12,253,199	9,470,838.08	475,155.85	2,307,205.53	81.2%
54220 WORKHOUSE	1,767,290	0	1,767,290	1,308,257.63	103,052.64	355,979.73	79.9%

MONTGOMERY COUNTY TRUSTEE'S OFFICE
COMPARISON OF INTEREST REVENUE FROM FY1998-1999 THROUGH FY2028-2029
(FISCAL YEAR)

<u>MONTH</u>	<u>1998-1999</u> <u>INTEREST</u> <u>INCOME</u>	<u>1999-2000</u> <u>INTEREST</u> <u>INCOME</u>	<u>2000-2001</u> <u>INTEREST</u> <u>INCOME</u>	<u>2001-2002</u> <u>INTEREST</u> <u>INCOME</u>	<u>2002-2003</u> <u>INTEREST</u> <u>INCOME</u>	<u>2003-2004</u> <u>INTEREST</u> <u>INCOME</u>	<u>2004-2005</u> <u>INTEREST</u> <u>INCOME</u>	<u>2005-2006</u> <u>INTEREST</u> <u>INCOME</u>	<u>2006-2007</u> <u>INTEREST</u> <u>INCOME</u>	<u>2007-2008</u> <u>INTEREST</u> <u>INCOME</u>	<u>2008-2009</u> <u>INTEREST</u> <u>INCOME</u>	<u>2009-2010</u> <u>INTEREST</u> <u>INCOME</u>	<u>2010-2011</u> <u>INTEREST</u> <u>INCOME</u>	<u>2011-2012</u> <u>INTEREST</u> <u>INCOME</u>	<u>2012-2013</u> <u>INTEREST</u> <u>INCOME</u>	<u>INVESTMENT NOTES</u>
JULY	\$ 40,033	\$ 222,048	\$ 368,153	\$ 358,010	\$ 305,241	\$ 140,172	\$ 196,148	\$ 243,781	\$ 461,664	\$ 701,263	\$ 204,842	\$ 402,430	\$ 179,110	\$ 85,098	\$ 75,834	
AUGUST	\$ 40,822	\$ 211,585	\$ 368,502	\$ 268,257	\$ 185,752	\$ 107,641	\$ 93,230	\$ 301,039	\$ 600,830	\$ 538,999	\$ 280,814	\$ 156,701	\$ 67,465	\$ 110,175	\$ 71,950	
SEPTEMBER	\$ 65,717	\$ 194,698	\$ 341,505	\$ 203,868	\$ 138,845	\$ 59,195	\$ 106,736	\$ 203,468	\$ 542,020	\$ 529,345	\$ 257,569	\$ 189,905	\$ 51,063	\$ 94,792	\$ 65,711	
OCTOBER	\$ 122,362	\$ 207,185	\$ 319,198	\$ 180,655	\$ 173,661	\$ 133,180	\$ 123,864	\$ 207,921	\$ 485,326	\$ 625,174	\$ 118,181	\$ 127,857	\$ 48,807	\$ 94,961	\$ 65,789	
NOVEMBER	\$ 114,629	\$ 206,728	\$ 304,467	\$ 148,154	\$ 94,722	\$ 58,053	\$ 114,740	\$ 118,025	\$ 507,537	\$ 492,260	\$ 243,792	\$ 124,760	\$ 43,726	\$ 82,628	\$ 63,705	
DECEMBER	\$ 141,718	\$ 215,380	\$ 352,620	\$ 151,224	\$ 127,891	\$ 54,809	\$ 97,449	\$ 228,291	\$ 532,571	\$ 567,031	\$ 212,432	\$ 134,619	\$ 54,279	\$ 79,449	\$ 64,159	
JANUARY	\$ 105,533	\$ 277,836	\$ 429,180	\$ 360,919	\$ 137,991	\$ 141,015	\$ 203,330	\$ 414,156	\$ 705,765	\$ 579,396	\$ 533,192	\$ 102,634	\$ 62,268	\$ 80,597	\$ 76,106	
FEBRUARY	\$ 180,527	\$ 277,874	\$ 394,256	\$ 220,144	\$ 93,944	\$ 74,022	\$ 196,302	\$ 394,371	\$ 650,538	\$ 449,692	\$ 181,507	\$ 87,911	\$ 58,427	\$ 80,290	\$ 60,284	
MARCH	\$ 262,670	\$ 370,384	\$ 460,810	\$ 291,406	\$ 158,360	\$ 116,316	\$ 243,867	\$ 501,128	\$ 763,033	\$ 452,570	\$ 206,758	\$ 83,012	\$ 71,222	\$ 87,852	\$ 77,277	
APRIL	\$ 246,601	\$ 405,659	\$ 447,843	\$ 267,017	\$ 180,658	\$ 155,899	\$ 213,642	\$ 419,951	\$ 922,921	\$ 460,851	\$ 216,154	\$ 92,587	\$ 80,533	\$ 67,540	\$ 82,568	
MAY	\$ 238,094	\$ 355,427	\$ 317,008	\$ 257,924	\$ 141,091	\$ 89,309	\$ 252,783	\$ 382,552	\$ 634,846	\$ 293,126	\$ 180,372	\$ 90,456	\$ 104,171	\$ 68,775	\$ 64,220	
JUNE	\$ 227,644	\$ 409,046	\$ 257,320	\$ 179,613	\$ 83,981	\$ 62,705	\$ 157,522	\$ 541,132	\$ 623,166	\$ 332,376	\$ 217,904	\$ 84,046	\$ 82,991	\$ 74,605	\$ 60,919	
TOTAL	\$ 1,786,350	\$ 3,353,850	\$ 4,360,862	\$2,887,192	\$ 1,822,137	\$1,192,317	\$ 1,999,613	\$ 3,955,815	\$ 7,430,214	\$ 6,022,083	\$ 2,853,517	\$ 1,676,919	\$ 904,062	\$ 1,006,760	\$ 828,523	

<u>MONTH</u>	<u>2013-14</u> <u>INTEREST</u> <u>INCOME</u>	<u>2013-2014 Analysis</u> <u>BofA at No Cost</u> <u>as of 11/2010</u>	<u>INVESTMENT NOTES</u>													
JULY	\$ 64,028	\$ 13,074.18														
AUGUST	\$ 59,527	\$ 10,643.82														
SEPTEMBER	\$ 59,558	\$ 10,003.39														
OCTOBER	\$ 67,456	\$ 9,941.88														
NOVEMBER	\$ 55,669	\$ 9,273.74														
DECEMBER	\$ 57,384	\$ 8,608.16														
JANUARY	\$ 68,566	\$ 12,705.20														
FEBRUARY	\$ 29,172	\$ 14,239.94														
MARCH	\$ 103,470	pending														
APRIL																
MAY																
JUNE																
TOTAL	\$ 564,830	\$ 88,490	\$ -	\$ -	\$ -	\$ -	\$ -	\$ -	\$ -	\$ -	\$ -	\$ -	\$ -	\$ -	\$ -	\$ -
2010-11 Analysis Fees		\$ 136,208.00														
2011-12 Analysis Fees		\$ 220,625.00														
2012-13 Analysis Fees		\$ 204,883.00														

Respectfully submitted by: Brenda E. Radford, Montgomery County Trustee
4/10/2014

A		B		C		D		TRUSTEE CURRENT YEAR TAX COLLECTION COMPARISON REPORT 1997-2020 PAGE 2		J		K		L		M	
1	MONTH/YEAR/TYPE	2009 REAL/PP*	2009 PU*	2010 REAL/PP	2010 PU	2011 REAL/PP	2011 PU	2012 REAL/PP	2012 PU	2013 REAL/PP	2013 PU	2014 REAL/PP	2014 PU				
2	TAX AGGREGATE	\$ 85,582,737.00	\$ 2,144,663.00	\$85,609,822.00	\$ 2,200,393.00	\$ 95,675,228.00	\$ 2,409,430.00	\$ 100,803,506.00	\$ 2,395,766.00	\$ 101,983,739.00	\$ 2,405,758.00						
3	September	\$ 268,032.44		\$ 340,060.85		\$ 443,903.87		\$ 373,989.98		\$ 487,778.45							
4	October .08 CITY.CHG.DELQ	\$ 1,515,896.20		\$ 2,281,911.58		\$ 3,030,648.43		\$ 928,144.02		\$ 820,552.38							
5	November	\$ 3,346,449.55		\$ 3,055,116.25		\$ 2,600,508.13		\$ 4,948,175.21		\$ 7,398,656.65							
6	December .07-Recession Began	\$ 36,522,841.91		\$ 38,106,329.22		\$ 43,276,367.08		\$ 44,763,151.68		\$ 44,259,356.03							
7	COLLECTION AMT.	\$ 41,653,220.10	\$ -	\$ 43,783,417.90	\$ -	\$ 49,351,427.51	\$ -	\$ 51,013,460.89	\$ -	\$ 52,966,343.51	\$ -	\$ -	\$ -				
8	COLLECTION %	48.67%	-	51.73% Assessor adj.		51.54% Assessor adj.		pending	pending	52.14%Assessor Adj.							
9	January	\$ 3,437,138.31	\$ 42,484.00	\$ 3,397,043.35	\$ 670,441.00	\$ 5,125,759.65	\$ 26,985.00	\$ 5,977,809.01		\$ 5,905,910.11							
10	February	\$ 31,060,443.79	\$ 2,028,495.00	\$ 31,498,224.47	\$ 1,482,770.00	\$ 33,551,496.81	\$ 2,218,939.00	\$ 30,717,601.53	\$ 2,297,137.00	\$ 34,055,402.58	\$ 2,246,478.00						
11	COLLECTION AMT.	\$ 76,150,802.20	\$ 2,070,979.00	\$ 78,678,685.72	\$ 2,153,211.00	\$ 88,028,683.97	\$ 2,245,924.00	\$ 87,708,871.43	\$ 2,297,137.00	\$ 92,927,656.20	\$ 2,246,478.00	\$ -	\$ -				
12	COLLECTION %	88.98%	96.57%	92.11% Assessor adj.	97.86%	91.97%	85.73%	pending	pending	pending	pending						
13	March	\$ 1,867,893.86	\$ 54,230.37	\$ 1,496,127.39	\$ 19,391.42	\$ 1,702,256.06	\$ 121,564.79	\$ 4,837,938.02	\$ 71,601.00	\$ 2,782,389.45	\$ 154,752.00						
14	April	\$ 657,885.02	\$ 2,035.63	\$ 487,787.51	\$ 3,090.58	\$ 724,135.38	\$ 7,565.84	\$ 908,665.94	\$ 174.00								
15	May	\$ 880,575.87		\$ 929,178.09		\$ 810,458.67	\$ 16,054.37	\$ 540,844.48									
16	June	\$ 563,371.65		\$ 481,954.87		\$ 401,756.53	\$ 10,796.00	\$ 219,309.00									
17	July	\$ 311,831.36		\$ 378,158.82	\$ 18,366.00	\$ 376,764.66		\$ 513,475.61									
18	August	\$ 351,433.01		\$ 447,314.17		\$ 455,245.02	\$ 185.00	\$ 106,360.83									
19	COLLECTION AMT.	\$ 94,835,465.31	\$ 2,368,912.00	\$ 82,899,206.57	\$ 2,194,059.00	\$ 94,835,465.31	\$ 2,368,912.00	\$ 94,835,465.31	\$ 2,368,912.00	\$ 94,835,465.31	\$ 2,368,912.00	\$ -	\$ -				
20	COLLECTION %	96.18% Assessor adj.	99.1878%	97.26%Assessor adj.	99.54%Assessor adj.	96.88%Assessor adj.	99.70%	96.125%Assessor adj.	99.046%Assessor Adj.	%	%	%	%				
21																	
22	MONTH/YEAR/TYPE	2015 REAL/PP	2015 PU	2016 REAL/PP	2016 PU	2017 REAL/PP	2017 PU	2018 REAL/PP	2018 PU	2019 REAL/PP	2019 PU	2020 REAL/PP	2020 PU				
23	TAX AGGREGATE																
24	September																
25	October .08 CITY.CHG.DELQ DATE:																
26	November																
27	December .07-Recession Began																
28	COLLECTION AMT.	\$ -	\$ -	\$ -	\$ -											\$ -	\$ -
29	COLLECTION %																
30	January																
31	February																
32	COLLECTION AMT.	\$ -	\$ -	\$ -	\$ -	0	\$ -	\$ -	\$ -	\$ -	\$ -	\$ -	\$ -				
33	COLLECTION %																
34	March																
35	April																
36	May																
37	June																
38	July																
39	August																
40	COLLECTION AMT.	\$	\$	\$	\$ -	0	\$ -	\$ -	\$ -	\$ -	\$ -	\$ -	\$ -				
41	COLLECTION %	%	%	%	%	%	%	%	%	%	%	%	%				
42	Respectfully submitted: Brenda E. Radford, Montgomery County Trustee Date: April 14, 2014													ATTN: The Total Collection Amount and Total % is not amended or updated after August of the respective year		*= Re-Appraisal Year	
43	The Tax Aggregate is the beginning Tax Year Tax Aggregate. Unless otherwise noted, the Tax Aggregate number does not reflect any changes to the Tax Aggregate due to Assessor's Office or TN. Div. of Property Assessments for Assessment Appeals, Decreases, Increases, Rollbacks, Back Assessments/Re-Assessments, Prorations and Splits																
44	and Personal Property Audits.																

MONTGOMERY COUNTY TRUSTEE'S OFFICE
INVESTMENTS--MARCH 2014 INTEREST REPORT

[illegible]

CLARKSVILLE-MONTGOMERY COUNTY										
SALES TAX COLLECTIONS COMPARISON REPORT										
	2007-2008	2008-2009	2009-2010	2010-2011	2011-2012	2012-2013	2013-2014	2014-2015	2015-2016	2016-2017
July	\$ 3,851,625.57	\$ 3,807,908.75	\$ 3,944,322.43	\$ 3,973,449.15	\$ 4,368,524.95	\$ 4,969,328.68	\$ 4,610,593.54			
August	\$ 4,048,062.83	\$ 3,969,101.90	\$ 4,155,944.24	\$ 4,485,348.58	\$ 4,365,279.31	\$ 4,770,982.11	\$ 4,742,043.02			
September	\$ 3,697,338.74	\$ 3,591,425.40	\$ 3,765,577.37	\$ 4,044,918.09	\$ 4,687,426.40	\$ 4,458,831.11	\$ 4,419,749.47			
October (August Coll.)	\$ 3,813,108.63	\$ 3,666,073.38	\$ 3,836,157.44	\$ 3,971,998.55	\$ 5,337,736.53	\$ 4,615,095.98	\$ 4,466,644.01			
November	\$ 3,900,630.43	\$ 3,614,756.11	\$ 3,824,985.82	\$ 3,943,598.18	\$ 5,120,107.11	\$ 4,634,486.72	\$ 4,613,925.43			
December	\$ 3,476,063.68	\$ 3,479,758.37	\$ 3,746,233.68	\$ 3,865,625.08	\$ 4,668,853.03	\$ 4,330,938.36	\$ 4,538,509.17			
January	\$ 3,782,928.31	\$ 3,911,901.46	\$ 3,918,328.61	\$ 3,978,924.86	\$ 4,936,179.84	\$ 4,575,580.98	\$ 4,681,693.42			
February	\$ 4,792,942.94	\$ 4,984,794.05	\$ 5,220,113.70	\$ 5,316,606.81	\$ 6,261,020.97	\$ 5,624,805.48	\$ 5,928,617.84			
March	\$ 3,158,680.40	\$ 3,529,385.22	\$ 3,579,055.71	\$ 3,519,094.43	\$ 4,247,079.33	\$ 3,885,858.93	\$ 4,043,956.23			
April	\$ 3,351,393.11	\$ 3,738,282.75	\$ 3,801,787.78	\$ 3,944,756.92	\$ 4,803,176.86	\$ 4,286,888.78	\$ 4,580,279.94			
May	\$ 3,814,407.26	\$ 4,044,427.55	\$ 4,305,544.93	\$ 4,527,749.91	\$ 5,310,119.72	\$ 4,751,487.50				
June	\$ 3,543,826.22	\$ 3,833,299.78	\$ 4,050,116.50	\$ 4,365,430.36	\$ 4,774,273.97	\$ 4,546,342.21				
TOTAL	\$ 45,231,008.12	\$ 46,171,114.72	\$ 48,148,168.21	\$ 49,937,500.92	\$ 58,879,778.02	\$ 55,450,626.84	\$ 46,626,012.07	\$ -	\$ -	\$ -
Increase/Decrease		\$940,106.60	\$ 1,977,053.49	\$ 1,789,332.71	\$ 8,942,277.10				\$ -	\$ -
MONTH	2017-2018	2018-2019	2019-2020	2020-2021	2021-2022	2022-2023	2023-2024	2024-2025	2025-2026	2026-2027
July										
August										
September										
October										
November										
December										
January										
February										
March										
April										
May										
June										
Total	\$ -	\$ -	\$ -	\$ -	\$ -	\$ -	\$ -	\$ -	\$ -	\$ -
Increase/Decrease	\$ -	\$ -	\$ -	\$ -	\$ -	\$ -	\$ -	\$ -	\$ -	\$ -
Brenda E. Radford, Montgomery County Trustee, April 14, 2014						Events that mark Notable Change in Clarksville/Montgomery County Sales Tax Revenue				

Dec., 2007-The Worst Recession since the Great Depression began

June, 2009-Official Ending of the Worst Recession since the Great Depression

October, 2010-"This is the Slowest and Feeblest Recovery in the U.S.A.'s History,"~Steve Forbes

First Quarter, 2011-4&13/11 WSJ called the US Economy "The Incredible Shrinking Recovery"-The US Economy appears to have grown by little more than 1.5% in the 1st Qtr., well below the 4% annualized most expected back in January.

It is no coincidence that bank earnings have been retreating as well. Inflation/Stagflation, in the 3 months ending Feb., 2011, was running at an annualized rate of 5.6% and does not come close to compensating Investors with their current low interest rate of .1

WSJ-"Great Symbolic Blow" 8/5/11-America Gets Downgraded from AAA+ to AA+ by Standard & Poors-now 18 countries in the world have a better credit rating than the U.S.A.

Jan. 2013-THE NEW YORK TIMES Matthew Bishop "The latest green shoots of recovery in the Unites States already show signs of turning brown." Paul Krugman "Without a radical change in economic policy in both the Unites States and Europe, the likiest outcome is a prolonged depression, perhaps not as "great" as in the 1930's but with clear similarities, above all in the immense human cost of needlessly high unemployment."

Jan. 14, 2013 Hemlock Semiconductor LLC delays the start up of the Clarksville facility.

For Calendar Year 2013-Economists are predicting a 1.4% GDP

October 14, 2013, Hankook Tire coming to Clarksville with 1,800 direct jobs and build an \$800million manufacturing facility in Clarksville/Montgomery County

Clarksville/Montgomery County Sales Tax Distribution Monthly Comparison Report

FY 2007-2008 Totals	\$	11,068,305.39	\$	31,260,284.87	\$	2,902,417.86	\$	45,231,008.12
FY 2008-2009 Totals	\$	11,282,434.89	\$	31,923,859.91	\$	2,964,819.92	\$	46,171,114.72
FY 2009-2010 Totals	\$	11,762,260.45	\$	33,293,704.75	\$	3,092,203.01	\$	48,148,168.21
FY 2010-2011 Totals	\$	12,160,832.28	\$	34,564,521.72	\$	3,212,146.92	\$	49,937,500.92
FY 2011-2012 Totals	\$	14,489,406.12	\$	40,622,715.82	\$	3,767,656.08	\$	58,879,778.02
FY 2012-2013 Totals	\$	13,594,753.04	\$	38,301,020.55	\$	3,554,853.25	\$	55,450,626.84
FY 2013-2014 by Mont City of Clarksville			School Operations		School Debt Service		Total Monthly Sales Tax	
July	\$	1,128,526.76	\$	3,186,248.02	\$	295,818.76	\$	4,610,593.54
August	\$	1,158,826.10	\$	3,278,719.67	\$	304,497.25	\$	4,742,043.02
September	\$	1,081,965.50	\$	3,054,229.62	\$	283,554.35	\$	4,419,749.47
October	\$	1,094,299.74	\$	3,085,892.79	\$	286,451.48	\$	4,466,644.01
November	\$	1,125,427.98	\$	3,191,954.37	\$	296,543.08	\$	4,613,925.43
December	\$	1,113,581.87	\$	3,134,085.58	\$	290,841.72	\$	4,538,509.17
January	\$	1,159,895.48	\$	3,223,238.98	\$	298,558.96	\$	4,681,693.42
February	\$	1,463,594.31	\$	4,086,264.29	\$	378,759.24	\$	5,928,617.84
March	\$	991,543.69	\$	2,793,172.88	\$	259,239.66	\$	4,043,956.23
April	\$	1,127,796.98	\$	3,159,481.76	\$	293,001.20	\$	4,580,279.94
May							\$	-
June							\$	-
TOTALS	\$	11,445,458.41	\$	32,193,287.96	\$	2,987,265.70	\$	46,626,012.07

Respectfully submitted: Brenda E. Radford, Montgomery County Trustee, April 14, 2014

COMPARISON OF HOTEL OCCUPANCY TAX COLLECTIONS

<u>MONTH</u>	<u>1999</u>	<u>2000</u>	<u>2001</u>	<u>2002</u>	<u>2003</u>	<u>2004</u>	<u>2005</u>	<u>2006</u>	<u>2007</u>	<u>2008</u>
JANUARY	\$ 27,098.84	\$ 30,533.18	\$ 48,458.76	\$50,828.98	\$ 65,230.13	\$ 72,800.02	\$ 78,874.92	\$ 63,103.00	\$ 73,675.57	\$ 80,603.04
FEBRUARY	\$ 29,909.16	\$ 30,389.03	\$ 47,751.41	\$53,770.38	\$ 68,380.09	\$ 91,527.44	\$ 67,626.09	\$ 63,689.44	\$ 71,126.97	\$ 78,321.88
MARCH	\$ 31,464.65	\$ 32,987.23	\$ 56,924.49	\$54,806.34	\$ 93,121.20	\$ 103,994.62	\$ 70,053.21	\$ 65,063.08	\$ 78,796.55	\$ 83,799.10
APRIL	\$ 36,921.57	\$ 39,278.27	\$ 64,682.11	\$75,899.40	\$ 94,829.04	\$ 92,468.13	\$ 102,342.68	\$ 99,137.03	\$ 112,761.36	\$ 122,941.33
MAY	\$ 45,431.12	\$ 40,659.75	\$ 67,111.76	\$71,882.71	\$ 91,093.92	\$ 96,224.80	\$ 90,741.56	\$ 85,506.62	\$ 103,205.69	\$ 90,117.49
JUNE	\$ 41,300.90	\$ 40,705.58	\$ 67,033.52	\$78,332.61	\$ 84,186.25	\$ 91,007.71	\$ 100,085.45	\$ 89,668.92	\$ 135,081.86	\$ 106,604.47
JULY	\$ 43,822.68	\$ 43,848.22	\$ 71,259.56	\$88,829.01	\$ 88,224.67	\$ 90,974.37	\$ 110,606.98	\$ 94,808.25	\$ 136,085.79	\$ 95,500.92
AUGUST	\$ 51,914.05	\$ 82,607.67	\$ 80,724.48	\$103,831.95	\$ 111,787.39	\$ 114,839.93	\$ 126,860.91	\$ 99,007.81	\$ 128,691.23	\$ 106,602.50
SEPTEMBER	\$ 45,085.51	\$ 77,573.12	\$ 75,928.35	\$71,760.72	\$ 89,163.84	\$ 88,227.22	\$ 103,528.65	\$ 93,998.21	\$ 122,277.00	\$ 94,452.48
OCTOBER	\$ 62,586.96	\$ 78,223.81	\$ 64,421.97	\$67,912.08	\$ 71,058.32	\$ 85,219.87	\$ 103,329.13	\$ 120,964.50	\$ 115,299.73	\$ 83,620.66
NOVEMBER	\$ 42,478.02	\$ 67,894.53	\$ 70,109.29	\$68,664.15	\$ 77,700.65	\$ 90,975.56	\$ 93,726.35	\$ 95,136.90	\$ 132,492.92	\$ 100,329.52
DECEMBER	\$ 37,644.94	\$ 54,665.88	\$ 64,491.24	\$65,970.79	\$ 71,088.08	\$ 87,086.86	\$ 88,085.13	\$ 93,788.01	\$ 89,362.16	\$ 116,462.45
YEARLY TOTAL	\$ 495,658.40	\$ 619,366.27	\$ 778,896.94	\$852,489.12	\$ 1,005,863.58	\$1,105,346.53	\$1,135,861.06	\$ 1,063,871.77	\$ 1,298,856.83	\$ 1,159,355.84
	<u>2009</u>	<u>2010</u>	<u>2011</u>	<u>2012</u>	<u>2013</u>	<u>2014</u>	<u>2015</u>	<u>2016</u>	<u>2017</u>	<u>2018</u>
JANUARY	\$ 87,058.36	\$ 98,797.30	\$ 93,568.93	\$ 122,959.56	\$ 101,963.52	\$ 106,908.64				
FEBRUARY	\$ 103,484.37	\$ 122,425.01	\$ 98,617.91	\$ 130,592.70	\$ 84,950.58	\$ 110,294.98				
MARCH	\$ 106,133.80	\$ 97,223.36	\$ 123,655.30	\$ 130,540.42	\$ 89,897.89	\$ 107,789.42				
APRIL	\$ 131,183.50	\$ 147,129.46	\$ 141,216.66	\$ 166,930.70	\$ 127,011.20					
MAY	\$ 124,347.50	\$ 140,099.75	\$ 148,155.80	\$ 145,100.30	\$ 114,744.33					
JUNE	\$ 128,926.73	\$ 156,904.04	\$ 165,434.81	\$ 156,556.28	\$ 149,278.38					
JULY	\$ 138,948.38	\$ 155,002.42	\$ 166,721.40	\$ 142,543.24	\$ 139,764.87					
AUGUST	\$ 138,546.34	\$ 159,398.89	\$ 189,029.54	\$ 144,944.86	\$ 138,508.95					
SEPTEMBER	\$ 110,943.01	\$ 139,077.22	\$ 183,172.65	\$ 137,762.39	\$ 123,496.85					
OCTOBER	\$ 103,998.14	\$ 106,852.14	\$ 150,626.03	\$ 136,406.87	\$ 118,284.80					
NOVEMBER	\$ 117,095.86	\$ 111,906.42	\$ 169,407.63	\$ 139,934.80	\$ 133,540.36					
DECEMBER	\$ 107,900.37	\$ 110,667.80	\$ 151,081.34	\$ 112,969.35	\$ 124,889.36					
YEARLY TOTAL	\$ 1,398,566.36	\$1,545,483.81	\$ 1,780,688.00	\$1,667,241.47	\$ 1,446,331.09	\$ 324,993.04	\$ -	\$ -	\$ -	\$ -

Brenda E. Radford, Montgomery County Trustee
4/14/2014

COMPARISON OF HOTEL OCCUPANCY TAX COLLECTIONS

<u>MONTH</u>	<u>1999</u>	<u>2000</u>	<u>2001</u>	<u>2002</u>	<u>2003</u>	<u>2004</u>	<u>2005</u>	<u>2006</u>	<u>2007</u>	<u>2008</u>
JANUARY	\$ 27,098.84	\$ 30,533.18	\$ 48,458.76	\$50,828.98	\$ 65,230.13	\$ 72,800.02	\$ 78,874.92	\$ 63,103.00	\$ 73,675.57	\$ 80,603.04
FEBRUARY	\$ 29,909.16	\$ 30,389.03	\$ 47,751.41	\$53,770.38	\$ 68,380.09	\$ 91,527.44	\$ 67,626.09	\$ 63,689.44	\$ 71,126.97	\$ 78,321.88
MARCH	\$ 31,464.65	\$ 32,987.23	\$ 56,924.49	\$54,806.34	\$ 93,121.20	\$ 103,994.62	\$ 70,053.21	\$ 65,063.08	\$ 78,796.55	\$ 83,799.10
APRIL	\$ 36,921.57	\$ 39,278.27	\$ 64,682.11	\$75,899.40	\$ 94,829.04	\$ 92,468.13	\$ 102,342.68	\$ 99,137.03	\$ 112,761.36	\$ 122,941.33
MAY	\$ 45,431.12	\$ 40,659.75	\$ 67,111.76	\$71,882.71	\$ 91,093.92	\$ 96,224.80	\$ 90,741.56	\$ 85,506.62	\$ 103,205.69	\$ 90,117.49
JUNE	\$ 41,300.90	\$ 40,705.58	\$ 67,033.52	\$78,332.61	\$ 84,186.25	\$ 91,007.71	\$ 100,085.45	\$ 89,668.92	\$ 135,081.86	\$ 106,604.47
JULY	\$ 43,822.68	\$ 43,848.22	\$ 71,259.56	\$88,829.01	\$ 88,224.67	\$ 90,974.37	\$ 110,606.98	\$ 94,808.25	\$ 136,085.79	\$ 95,500.92
AUGUST	\$ 51,914.05	\$ 82,607.67	\$ 80,724.48	\$103,831.95	\$ 111,787.39	\$ 114,839.93	\$ 126,860.91	\$ 99,007.81	\$ 128,691.23	\$ 106,602.50
SEPTEMBER	\$ 45,085.51	\$ 77,573.12	\$ 75,928.35	\$71,760.72	\$ 89,163.84	\$ 88,227.22	\$ 103,528.65	\$ 93,998.21	\$ 122,277.00	\$ 94,452.48
OCTOBER	\$ 62,586.96	\$ 78,223.81	\$ 64,421.97	\$67,912.08	\$ 71,058.32	\$ 85,219.87	\$ 103,329.13	\$ 120,964.50	\$ 115,299.73	\$ 83,620.66
NOVEMBER	\$ 42,478.02	\$ 67,894.53	\$ 70,109.29	\$68,664.15	\$ 77,700.65	\$ 90,975.56	\$ 93,726.35	\$ 95,136.90	\$ 132,492.92	\$ 100,329.52
DECEMBER	\$ 37,644.94	\$ 54,665.88	\$ 64,491.24	\$65,970.79	\$ 71,088.08	\$ 87,086.86	\$ 88,085.13	\$ 93,788.01	\$ 89,362.16	\$ 116,462.45
YEARLY TOTAL	\$ 495,658.40	\$ 619,366.27	\$ 778,896.94	\$852,489.12	\$ 1,005,863.58	\$1,105,346.53	\$1,135,861.06	\$ 1,063,871.77	\$ 1,298,856.83	\$ 1,159,355.84
	<u>2009</u>	<u>2010</u>	<u>2011</u>	<u>2012</u>	<u>2013</u>	<u>2014</u>	<u>2015</u>	<u>2016</u>	<u>2017</u>	<u>2018</u>
JANUARY	\$ 87,058.36	\$ 98,797.30	\$ 93,568.93	\$ 122,959.56	\$ 101,963.52	\$ 106,908.64				
FEBRUARY	\$ 103,484.37	\$ 122,425.01	\$ 98,617.91	\$ 130,592.70	\$ 84,950.58	\$ 110,294.98				
MARCH	\$ 106,133.80	\$ 97,223.36	\$ 123,655.30	\$ 130,540.42	\$ 89,897.89	\$ 107,789.42				
APRIL	\$ 131,183.50	\$ 147,129.46	\$ 141,216.66	\$ 166,930.70	\$ 127,011.20	\$ 172,086.66				
MAY	\$ 124,347.50	\$ 140,099.75	\$ 148,155.80	\$ 145,100.30	\$ 114,744.33					
JUNE	\$ 128,926.73	\$ 156,904.04	\$ 165,434.81	\$ 156,556.28	\$ 149,278.38					
JULY	\$ 138,948.38	\$ 155,002.42	\$ 166,721.40	\$ 142,543.24	\$ 139,764.87					
AUGUST	\$ 138,546.34	\$ 159,398.89	\$ 189,029.54	\$ 144,944.86	\$ 138,508.95					
SEPTEMBER	\$ 110,943.01	\$ 139,077.22	\$ 183,172.65	\$ 137,762.39	\$ 123,496.85					
OCTOBER	\$ 103,998.14	\$ 106,852.14	\$ 150,626.03	\$ 136,406.87	\$ 118,284.80					
NOVEMBER	\$ 117,095.86	\$ 111,906.42	\$ 169,407.63	\$ 139,934.80	\$ 133,540.36					
DECEMBER	\$ 107,900.37	\$ 110,667.80	\$ 151,081.34	\$ 112,969.35	\$ 124,889.36					
YEARLY TOTAL	\$ 1,398,566.36	\$1,545,483.81	\$ 1,780,688.00	\$1,667,241.47	\$ 1,446,331.09	\$ 497,079.70	\$ -	\$ -	\$ -	\$ -

Brenda E. Radford, Montgomery County Trustee
5/9/2014

**TO THE HONORABLE MEMBERS
OF THE BOARD OF COUNTY COMMISSIONERS
ASSEMBLED**

THIS THE TWELTH DAY OF MAY, 2014

**THIS REPORT COVERS WORK DONE IN JANUARY, FEBRUARY, AND MARCH,
THE THIRD QUARTER OF THE FISCAL YEAR.**

GRADE & DRAINAGE – NEW CONSTRUCTION

None This Quarter

BRIDGES & CULVERTS

None this quarter

Installed metal pipes on the following roads:

Backridge Road	11'-15"	Pipe
Smith Place	5'-15"	Pipe
Old Hwy 48	20'-15"	Pipe
Old Dover Road	20'-18" 10'-18"	Pipe
Vick Road	20'-24 6'-24"	Pipe
Vick Road	20'-24"	Pipe

GUARDRAILS:

Moore Hollow Rd.	1 wood Post 1 bridge shoe 1 12' 6" sect. rail
Zinc Plant Rd.	5 12' 6" sect. rail 1 block 1 end cap
Zinc Plant Rd.	4 wood posts 1 12' 6" sect. rail blueboard
Zinc Plant Rd. Rollow Ln.	2 wood posts Blueboard

GUARDRAILS: (CONT)

Rollow Ln.	3 12' 6" sect. rail 2 endcaps
Keesee Rd.	1 12' 6" sect. rail 1 post & 1 block 1 end cap
Budds Creek Rd.	1 post & 1 block
Chambers Rd.	3 end caps
Thorn Hollow Rd	1 end cap
Edmonson Rd	4 6 x 6 x 10' posts 1 end cap
Shiloh Canaan Rd	4 end caps
Vernon Creek Rd.	2 end caps
Wiley Brown Rd.	3 12' 6" sect. rail 1 end cap 1 decal

PROJECTS:

None this quarter

ROADS HOT MIXED:

None this quarter

ROADS OILED & CHIPPED:

None this quarter

TRAFFIC CONTROL:

Road Markers	55
Stop Signs	16
Curve Signs	6
Speed Limit	4
Hidden Driveway	2
School Speed Signs	4
Dead End	1
Bridge Marker	1
Intersection Signs	2
Stop Ahead	1
Farm Machinery	1
Chevrons	4
Posts	61

ROADS STRIPED:

None this Quarter

ASPHALT PURCHASED:

Asphalt Purchased None this quarter

SS-1 None this quarter

RS-1 None this quarter

CRUSHED STONE:


Five hundred ninety-seven and eleven hundredths (597.11) tons of crushed stone were hauled and placed on the county roads.

<u>ROADS</u>	<u>TONS</u>
Rollow Lane	10.30
Shady Grove Rd.	10.33
Backridge Rd.	38.36
York Rd.	5.98
Louise Rd.	18.24
Moore Hollow Rd.	31.37
Spring Valley Rd.	19.60
Poplar Springs Rd.	57.81
Mickle Lane	20.12
Pace Rd.	10.74
Vick Rd.	37.44
Hayes Rd.	20.09
Louis Atkins Rd.	26.28
Benton Ridge Rd.	17.49
Moorefield Rd.	10.56
Budds Creek Rd.	7.69
Rollow Lane	7.87
Louise Creek Rd.	8.81
General Roads	66.20
Floyd Circle Rd.	6.90
Old Highway 48	11.25
St. Aid Rds.	51.29
Mickle Rd.	38.42
Holt Lane	10.66
McWhorter Rd.	11.70
Norfleet Rd.	10.12
Hickory Point Rd.	11.36
Moorefield Dr.	20.13
 TOTAL TONS	 597.11

Crushed stone is placed as needed on county roads; right-of-way maintenance and patching continues daily.

Respectfully submitted,

MONTGOMERY COUNTY HIGHWAY DEPARTMENT


Mike Frost,
Highway Supervisor

MF:ka

TO THE HONORABLE COURT OF MONTGOMERY COUNTY

CLARKSVILLE, TENNESSEE

I RESPECTFULLY SUBMIT THE FOLLOWING REPORT SHOWING THE RECEIPTS AND
DISBURSEMENTS OF THE GENERAL ROAD FUNDS FOR THE QUARTER ENDING
31-Mar-14

BEGINNING BANK BALANCE \$ 3,747,193.08

		JANUARY	FEBRUARY	MARCH	TOTAL
40110	CURRENT PROPERTY TAX	\$ 225,703.04	\$ 1,387,331.91	\$ 78,895.16	\$ 1,691,930.11
40110-	2 PUBLIC UTILITIES				\$ -
40120	TRUSTEE COL. PR. YEAR	\$ 7,841.44	\$ 38,023.34	\$ 21,784.78	\$ 67,649.56
40140	3 TRUSTEE-INT. & PENALTY	\$ 2,266.83	\$ 8,125.22	\$ 5,653.22	\$ 16,045.27
40270	BUSINESS TAX	\$ 4,861.43	\$ 1,251.73	\$ 5,489.68	\$ 11,602.84
40280	SERVANCE TAX	\$ 68,916.56			\$ 68,916.56
40320	BANK EXCISE TAX			\$ 9,000.07	\$ 9,000.07
43380	VENDING MACHINE COM	\$ -			\$ -
44135	SALE OF GASOLINE	\$ 4,576.78	\$ 5,138.22	\$ 3,738.21	\$ 13,453.21
44170	MISCELLANEOUS	\$ 972.09	\$ 330.32	\$ 1,061.30	\$ 2,363.71
44145	SALE OF RECYCL MAT.				
44530	SALE OF EQUIPMENT				
46410	BRIDGE PROGRAM				\$ -
46420	STATE AID PROGRAM				\$ -
46920	GASOLINE TAX	\$ 252,042.12	\$ 222,586.91	\$ 218,108.97	\$ 692,738.00
46930	GASOLINE INSPECTION FEE	\$ 10,362.04	\$ 10,362.04	\$ 10,362.04	\$ 31,086.12
47590	FEDERAL THRU STATE				
44520	INSURANCE RECOVERY				
47230	DISASTER RELIEF				
48120	PAVING AND MAINTENANCE				
49700	INSURANCE RECOVERY	\$ 183.34		\$ 975.25	\$ 1,158.59
49800	TRANSFERS IN				
49951	FLOOD RECOVERY				
11410	ACCOUNTS RECEIVABLES				
21810	REVENUE ANTICIPATION				
TOTAL REVENUE		\$ 577,725.67	\$ 1,673,149.69	\$ 355,068.68	\$ 2,605,944.04
TOTAL AVAILABILITY					\$ 6,353,137.12

EXPENDATURES:JANUARY, FEBRUARY, AND MARCH 2014

GENERAL ADMINISTRATION - 61000	JANUARY	FEBRUARY	MARCH	TOTALS
101 COUNTY OFFICIAL	\$ 8,288.30	\$ 8,288.30	\$ 8,288.30	\$ 24,864.90
103 ASSISTANT	\$ 7,194.45	\$ 4,796.29	\$ 4,796.28	\$ 16,787.02
119 ACCOUNTANT/BOOKKEEPER	\$ 4,840.80	\$ 3,227.20	\$ 3,227.20	\$ 11,295.20
161 SECRETARY	\$ 4,065.60	\$ 2,710.40	\$ 2,710.40	\$ 9,486.40
162 PURCHASING CLERK	\$ 4,058.40	\$ 2,705.60	\$ 2,705.60	\$ 9,469.60
187 OVERTIME	\$ 345.93	\$ 30.26	\$ 30.26	\$ 406.45
191 COMMISSIONERS	\$ 300.00		\$ 750.00	\$ 1,050.00
201 SOCIAL SECURITY	\$ 1,702.21	\$ 1,265.70	\$ 1,312.01	\$ 4,279.92
204 STATE RETIREMENT	\$ 4,126.11	\$ 3,117.94	\$ 3,117.94	\$ 10,361.99
206 LIFE INSURANCE	\$ 12.00	\$ 12.00	\$ 12.00	\$ 36.00
207 MEDICAL INSURANCE	\$ 4,362.72	\$ 4,362.72	\$ 4,362.72	\$ 13,088.16
212 EMPLOYER MEDICARE	\$ 398.10	\$ 296.01	\$ 306.84	\$ 1,000.95
320 DUES & MEMBERSHIP				\$ -
331 LEGAL SERVICES				\$ -
336 R & M SERVICE EQUIPT.				\$ -
337 R & M SERV-OFFICE EQUIPMENT				\$ -
347 PEST CONTROL				\$ -
348 POSTAL CHARGES				\$ -
349 PRINTING STAT. FORMS				\$ -
351 RENTALS	\$ 196.30	\$ 196.30	\$ 196.30	\$ 588.90
355 TRAVEL	\$ -			\$ -
356 TUITION				\$ -
399 OTHER CONTRACTED SERV.	\$ 293.00		\$ 49.00	\$ 342.00
410 CUSTODIAN SUPPLIES				\$ -
411 DATA PROCESSING SUPPLIES				\$ -
413 DRUGS & MEDICAL SUPPLIES	\$ 325.49	\$ 199.98	\$ 199.54	\$ 725.01
414 DUPLICATING SUPPLIES				\$ -
422 FOOD SUPPLIES				\$ -
432 LIBRARY BOOKS				\$ -
435 OFFICE SUPPLIES	\$ 924.00	\$ 17.22	\$ 1,787.08	\$ 2,728.30
499 OTHER SUPPLIES & MATERIALS	\$ 409.02	\$ 109.92	\$ 396.96	\$ 915.90
TOTAL 61000	\$ 41,842.43	\$ 31,335.84	\$ 34,248.43	\$ 107,426.70

HIGHWAY BRIDGE MAINTENANCE - 62000

141 FOREMEN	\$ 46,909.51	\$ 31,273.00	\$ 31,273.00	\$ 109,455.51
142 MECHANICS	\$ 15,465.21	\$ 11,161.36	\$ 11,180.00	\$ 37,806.57
144 EQUIPMENT OP. HEAVY	\$ 58,749.74	\$ 39,155.22	\$ 39,155.22	\$ 137,060.18
145 EQUIPMENT OP. LIGHT	\$ 21,252.01	\$ 14,168.01	\$ 14,168.00	\$ 49,588.02
147 TRUCK DRIVERS	\$ 52,921.40	\$ 35,612.41	\$ 34,913.62	\$ 123,447.43
149 LABORERS	\$ 11,997.60	\$ 7,998.40	\$ 7,998.41	\$ 27,994.41
168 PART TIME	\$ 3,296.03	\$ 921.60	\$ 811.68	\$ 5,029.31
187 OVERTIME	\$ 7,604.12	\$ 25,026.80	\$ 17,835.46	\$ 50,466.38
201 SOCIAL SECURITY	\$ 12,883.03	\$ 9,634.15	\$ 9,136.26	\$ 31,653.44
204 STATE RETIREMENT	\$ 29,095.82	\$ 22,086.29	\$ 21,339.97	\$ 72,522.08
206 LIFE INSURANCE	\$ 124.43	\$ 122.37	\$ 122.56	\$ 369.36
207 MEDICAL INSURANCE	\$ 41,383.12	\$ 39,534.37	\$ 41,333.89	\$ 122,251.38
212 EMPLOYER MEDICARE	\$ 3,013.00	\$ 2,253.11	\$ 2,136.73	\$ 7,402.84
322 DRUG TESTING				
340 MEDICAL & DENTAL SERVICE				
351 RENTALS			\$ 28.00	\$ 28.00
356 TUITION				
399 OTHER CONTRACTED SERVICES	\$ 320.00		\$ 936.00	\$ 1,256.00
404 ASPHALT HOT MIX	\$ 1,066.77	\$ 367.74	\$ 506.60	\$ 1,941.11
405 ASPHALT LIQUID	\$ 20,948.76			\$ 20,948.76
408 CONCRETE				\$ -
409 CRUSHED STONE	\$ 357.76	\$ 872.30	\$ 2,832.50	\$ 4,062.56
419 EXPLOSIVES & DRILLING SUPPLIES				
420 FERTILIZER,LIME, CHEM.,SEED				\$ -
440 PIPE-METAL			\$ 1,116.84	\$ 1,116.84
444 SALT		\$ 76,523.30	\$ 49,350.44	\$ 125,873.74

445 SAND				\$	-
446 SMALL TOOLS				\$	-
447 STRUCTURAL STEEL				\$	-
455 WOOD PRODUCTS				\$	-
499 OTHER SUPPLIES & MATERIALS	\$	338.65		\$	541.29
				\$	879.94
TOTAL 62000		\$ 327,726.96	\$ 316,710.43	\$ 286,716.47	\$ 931,153.86

OPERATION/MAINTENANCE OF EQUIPT. - 63100

141 FOREMEN	\$	5,779.20	\$	3,852.80	\$	3,852.80	\$	13,484.80
142 MECHANICS	\$	19,214.80	\$	11,958.66	\$	11,940.00	\$	43,113.46
147 TRUCK DRIVERS	\$	3,444.01	\$	2,296.01	\$	2,296.01	\$	8,036.03
162 CLERICAL	\$	3,801.60	\$	2,534.40	\$	2,534.40	\$	8,870.40
187 OVERTIME	\$	1,112.24	\$	4,301.35	\$	2,971.60	\$	8,385.19
201 SOCIAL SECURITY	\$	1,957.83	\$	1,440.23	\$	1,357.94	\$	4,756.00
204 STATE RETIREMENT	\$	4,779.31	\$	3,574.36	\$	3,381.12	\$	11,734.79
206 LIFE INSURANCE	\$	17.77	\$	17.43	\$	17.24	\$	52.44
207 MEDICAL INSURANCE	\$	6,369.82	\$	6,206.75	\$	6,114.31	\$	18,690.88
212 EMPLOYER MEDICARE	\$	457.87	\$	336.82	\$	317.58	\$	1,112.27
322 EVALUATION & TESTING								
330 OPERATING LEASE PAYMENTS			\$	880.00			\$	880.00
335 R & M SERV.-BLDG.								
336 R & M SERV.-VEHICLES	\$	309.25	\$	15.00	\$	1,043.00	\$	1,367.25
338 R & M SERV.-VEHICLES			\$	2,588.16			\$	2,588.16
351 RENTALS								
399 OTHER CONTRACTED SERVICES	\$	179.40	\$	200.00	\$	227.00	\$	606.40
410 CUSTODIAN SUPPLIES								
412 DIESEL	\$	22,897.71			\$	25,181.46	\$	48,079.17
418 EQUIPMENT & MACHINERY PARTS	\$	16,084.97	\$	3,753.75	\$	16,161.19	\$	35,999.91
422 FOOD SUPPLIES								
424 GARAGE SUPPLIES							\$	-
425 GASOLINE	\$	20,161.25			\$	20,265.96	\$	40,427.21
427 ICE							\$	-
433 LUBRICANTS	\$	337.15	\$	2,789.32	\$	2,450.30	\$	5,576.77
435 OFFICE SUPPLIES							\$	-
446 SMALL TOOLS	\$	551.38	\$	50.45	\$	1,092.30	\$	1,694.13
450 TIRES & TUBES	\$	929.76	\$	1,182.14	\$	1,185.19	\$	3,297.09
453 VEHICLE PARTS	\$	6,557.89	\$	4,827.62	\$	6,209.69	\$	17,595.20
499 OTHER SUPPLIES & MATERIALS	\$	3,738.81	\$	4,504.78	\$	1,733.05	\$	9,976.64
TOTAL 63100		\$ 118,682.02	\$ 57,310.03	\$ 110,332.14	\$ 286,324.19			

TRAFFIC CONTROL - 63600

141 FOREMEN	\$	5,779.20	\$	3,852.80	\$	3,852.80	\$	13,484.80
144 HVY. EQUIPT. OPERATORS	\$	7,972.80	\$	5,315.20	\$	5,315.20	\$	18,603.20
149 TRAFFIC CONTROL OPERATORS	\$	6,712.81	\$	4,374.24	\$	4,475.20	\$	15,562.25
187 OVERTIME	\$	1,819.23	\$	3,195.79	\$	1,872.71	\$	6,887.73
201 SOCIAL SECURITY	\$	1,343.81	\$	1,000.70	\$	924.53	\$	3,269.04
204 STATE RETIREMENT	\$	3,193.30	\$	2,398.55	\$	2,223.43	\$	7,815.28
206 LIFE INSURANCE	\$	12.00	\$	12.00	\$	12.00	\$	36.00
207 MEDICAL INSURANCE	\$	2,809.92	\$	2,809.92	\$	2,809.92	\$	8,429.76
212 EMPLOYER MEDICARE	\$	314.28	\$	234.03	\$	216.21	\$	764.52
320 DUES & MEMBERSHIP							\$	-
322 DRUG TESTING							\$	-
330 OPERATING LEASE PAYMENT							\$	-
336 R & M SERV.-EQUIPMENT							\$	-
349 PRINTING STATIONERY FORMS							\$	-
356 TUITION							\$	-
399 OTHER CONTRACTED SERVICES	\$	14,251.68	\$	649.31			\$	14,900.99
415 ELECTRICITY	\$	2,423.88	\$	2,282.16	\$	2,462.92	\$	7,168.96
429 INSTRUCTIONAL MATERIALS							\$	-
443 ROAD SIGNS	\$	4,308.75					\$	4,308.75
446 SMALL TOOLS	\$	157.68			\$	26.08	\$	183.76
451 UNIFORMS							\$	-

499 OTHER SUPPLIES & MATERIALS	\$ 6,427.62		\$ 33.46	\$ 6,461.08
TOTAL 63600	\$ 57,526.96	\$ 26,124.70	\$ 24,224.46	\$ 107,876.12
OTHER CHARGES - 65000				
307 COMMUNICATIONS	\$ 738.41	\$ 722.65	\$ 766.00	\$ 2,227.06
333 LICENSES				\$ -
399 OTHER CONTRACTED SERVICES	\$ 3.95		\$ 3.69	\$ 7.64
415 ELECTRICITY	\$ 3,169.27	\$ 1,843.49	\$ 3,149.43	\$ 8,162.19
434 NATURAL GAS	\$ 774.30	\$ 965.33	\$ 975.34	\$ 2,714.97
454 WATER & SEWER	\$ 144.90	\$ 175.56	\$ 183.36	\$ 503.82
502 BLDG. & CONTENTS INSURANCE				\$ -
504 INDIRECT COSTS		\$ 749.20	\$ 259.00	\$ 1,008.20
506 LIABILITY INSURANCE				\$ -
508 PREM. CORPORATE SURETY BONDS				\$ -
510 TRUSTEES COMMISSION	\$ 8,111.20	\$ 31,076.28	\$ 4,483.34	\$ 43,670.82
513 WORKMANS COMP. INSURANCE				\$ -
TOTAL - 65000	\$ 12,942.03	\$ 35,532.51	\$ 9,820.16	\$ 58,294.70
EMPLOYEE BENEFITS - 66000				
207 HEALTH INSURANCE	\$ 141.06	\$ 9,712.44	\$ 141.06	\$ 9,994.56
210 UNEMPLOYMENT COMPENSATION		\$ 643.00	\$ 128.60	
212 EMPLOYER MEDICARE	\$ 128.60	\$ 141.06		\$ 269.66
TOTAL 66000	\$ 269.66	\$ 10,496.50	\$ 269.66	\$ 11,035.82
CAPITAL OUTLAY - 68000				
321 ENGINEERING SERVICES				\$ -
330 LEASE PURCHASES				\$ -
399 OTHER CONTRACTED SERVICES				\$ -
705 BRIDGE CONSTRUCTION				\$ -
706 BUILDING CONSTRUCTION				\$ -
707 BUILDING IMPROVEMENTS				\$ -
708 COMMUNICATION EQUIPMENT				\$ -
709 DATA PROCESSING EQUIPT.				\$ -
711 FURNITURE & FIXTURES	\$ 793.50			\$ 793.50
712 HEATING & AIR COND. EQUIPT.				\$ -
713 HIGHWAY CONSTRUCTION	\$ 3,700.00			
714 HIGHWAY EQUIPMENT				\$ -
718 MOTOR VEHICLES				\$ -
719 OFFICE EQUIPMENT				\$ -
723 RIGHT OF WAY				\$ -
726 STATE AID PROJECTS	\$ 1,562.25			\$ 1,562.25
790 OTHER EQUIPMENT		\$ 750.92	\$ 8,850.00	\$ 9,600.92
TOTAL 68000	\$ 6,055.75	\$ 750.92	\$ 8,850.00	\$ 15,656.67
21100		\$ -		\$ -
21410				\$ -
21810 REVENUE ANTICIPATIION				\$ -
39000 UNDESIGNATED FUND BALANCE				\$ -
82220 HIGHWAYS AND STREETS				\$ -
TOTAL	\$ -	\$ -	\$ -	\$ -
ACCRUALS				
21310 INCOME TAX	\$ (32,293.60)	\$ (25,954.21)	\$ (23,991.11)	\$ (82,238.92)
21320 SOCIAL SECURITY	\$ (17,886.88)	\$ (13,340.78)	\$ (12,730.74)	\$ (43,958.40)
21325 MEDICARE	\$ (4,183.25)	\$ (3,119.97)	\$ (2,977.36)	\$ (10,280.58)

21341 HEALTH INSURANCE	\$ (9,895.44)	\$ (9,406.52)	\$ (9,406.52)	\$ (28,708.48)
21342 ACCIDENT INSURANCE				\$ -
21343 CANCER INSURANCE	\$ (8.70)	\$ (8.70)	\$ (8.70)	\$ (26.10)
21344 LIFE INSURANCE				\$ -
21345 COLONIAL LIFE	\$ (2,360.62)	\$ (2,329.26)	\$ (2,329.26)	\$ (7,019.14)
21346 DENTAL	\$ (3,034.72)	\$ (2,989.06)	\$ (2,997.06)	\$ (9,020.84)
21347 VOLUNTEER LIFE	\$ (1,642.14)	\$ (1,625.34)	\$ (1,625.34)	\$ (4,892.82)
21348 USABLE DEP	\$ (45.00)	\$ (42.00)	\$ (42.00)	\$ (129.00)
21349-035 LEGAL SHIELD	\$ (156.40)	\$ (182.30)	\$ (182.30)	\$ (521.00)
21349-266 VISION	\$ (414.08)	\$ (440.78)	\$ (419.10)	\$ (1,273.96)
21351 PEBSCO				\$ -
21352 GREAT WEST	\$ (617.90)	\$ (379.90)	\$ (439.90)	\$ (1,437.70)
21352 PRINCIPAL	\$ (2,849.19)	\$ (2,121.74)	\$ (2,046.54)	\$ (7,017.47)
21353 GREAT WEST				\$ -
21353 PRINCIPAL	\$ (105.00)	\$ (70.00)	\$ (70.00)	\$ (245.00)
21360 GARNISHMENTS	\$ (6,845.51)	\$ (4,705.65)	\$ (4,705.65)	\$ (16,256.81)
21390 UNITED WAY	\$ (60.00)	\$ (40.00)	\$ (40.00)	\$ (140.00)
21390-096 CHRISTMAS CLUB	\$ (4,235.00)	\$ (2,930.00)	\$ (2,930.00)	\$ (10,095.00)
21390-268 UNIFORMS	\$ (502.92)	\$ (359.48)	\$ (359.48)	\$ (1,221.88)
21349-196 MED FLEX				\$ -
21391 ON SITE MEDICAL				\$ -
21349 CLARKSVILLE ATHLETIC CLUB	\$ (80.00)	\$ (80.00)	\$ (80.00)	\$ (240.00)
21349 TSAC-FSA	\$ (235.00)	\$ (235.00)	\$ (235.00)	\$ (705.00)

TOTAL ACCRUALS	\$ (87,451.35)	\$ (70,360.69)	\$ (67,616.06)	\$ (225,428.10)
-----------------------	-----------------------	-----------------------	-----------------------	------------------------

PAID

21310 INCOME TAX	\$ 32,293.60	\$ 25,954.21	\$ 23,991.11	\$ 82,238.92
21320 SOCIAL SECURITY	\$ 17,886.88	\$ 13,340.78	\$ 12,730.74	\$ 43,958.40
21325 MEDICARE	\$ 4,183.25	\$ 3,119.97	\$ 2,977.36	\$ 10,280.58
21341 HEALTH INSURANCE	\$ 9,895.44	\$ 9,406.52	\$ 9,406.52	\$ 28,708.48
21342 ACCIDENT INSURANCE				\$ -
21343 CANCER INSURANCE	\$ 8.70	\$ 8.70	\$ 8.70	\$ 26.10
21344 LIFE INSURANCE				\$ -
21345 COLONIAL LIFE	\$ 2,360.62	\$ 2,329.26	\$ 2,329.26	\$ 7,019.14
21346 DENTAL	\$ 3,034.72	\$ 2,989.06	\$ 2,997.06	\$ 9,020.84
21347 VOLUNTEER LIFE	\$ 1,642.14	\$ 1,625.34	\$ 1,625.34	\$ 4,892.82
21348 USABLE DEP	\$ 45.00	\$ 42.00	\$ 42.00	\$ 129.00
21349-035 LEGAL SHIELD	\$ 156.40	\$ 182.30	\$ 182.30	\$ 521.00
21349-246 VISION	\$ 414.08	\$ 440.78	\$ 419.10	\$ 1,273.96
21351 PEBSCO				\$ -
21352 GREAT WEST	\$ 617.90	\$ 379.90	\$ 439.90	\$ 1,437.70
21352 PRINCIPAL	\$ 2,849.19	\$ 2,121.74	\$ 2,046.54	\$ 7,017.47
21353 GREAT WEST				\$ -
21353 PRINCIPAL	\$ 105.00	\$ 70.00	\$ 70.00	\$ 245.00
21360 GARNISHMENTS	\$ 6,845.51	\$ 4,705.65	\$ 4,705.65	\$ 16,256.81
21390 UNITED WAY	\$ 60.00	\$ 40.00	\$ 40.00	\$ 140.00
21390-096 CHRISTMAS CLUB	\$ -	\$ 900.00	\$ 1,750.00	\$ 2,650.00
21390-268 UNIFORMS	\$ 399.30	\$ 343.09	\$ 361.24	\$ 1,103.63
21349-196 MED FLEX				\$ -
21391 ON SITE MEDICAL	\$ -			\$ -
21349 CLARKSVILLE ATHLETIC CLUB	\$ 80.00	\$ 80.00	\$ 80.00	\$ 240.00
21349 TSAC-FSA	\$ 235.00	\$ 235.00	\$ 235.00	\$ 705.00

TOTAL PAID	\$ 83,112.73	\$ 68,314.30	\$ 66,437.82	\$ 217,864.85
-------------------	---------------------	---------------------	---------------------	----------------------

TOTAL EXPENDITURES	\$560,707.19	\$ 476,214.54	\$ 473,283.08	\$1,510,204.81
---------------------------	---------------------	----------------------	----------------------	-----------------------

TO THE HONORABLE COURT OF MONTGOMERY COUNTY

CLARKSVILLE, TENNESSEE

**I RESPECTFULLY SUBMIT THE FOLLOWING REPORT SHOWING THE RECEIPTS AND
DISBURSEMENTS OF THE ROAD DAMAGE FUND FOR THE QUARTER ENDING
31-Mar-14**

BEGINNING BANK BALANCE **\$ 73,270.00**

DEPOSITS Jan-14

MARK BROXTERMAN	\$ 250.00
REDA HOME BUILDERS	\$ 750.00
HERALD & PHILLIPS	\$ 750.00
PAUL KRUECKEBERG	\$ 250.00
CHRIS BLACKWELL	\$ 1,250.00
THE HALLIDAY COMPANY	\$ 250.00
CRABBE CONST.	\$ 500.00
PROVIDENCE BUILDERS	\$ 250.00
TIM JARRETT CONST.	\$ 250.00
JOHN GEORGE	\$ 500.00
REDA HOME BUILDING	\$ 250.00
CRABBE CONST.	\$ 250.00
CRABBE CONST.	\$ 500.00
MARTY DARNELL	\$ 250.00
REYNOLDS HOME BUILDERS	\$ 250.00

TOTAL JANUARY DEPOSITS **\$6,500.00**

DEPOSITS Feb-14

BRM HOMES	\$ 250.00
REDA HOME BUILDERS	\$ 250.00
REYNOLDS HOME BUILDERS	\$ 250.00
BILL MACE HOMES	\$ 250.00
AMERICA'S HOME PLACE	\$ 250.00
REDA HOME BUILDERS	\$ 250.00
CHRIS BLACKWELL	\$ 250.00
SELECT BUILDERS	\$ 500.00
REDA HOME BUILDERS	\$ 250.00
PROVIDENCE BUILDERS	\$ 500.00
CRABBE CONST.	\$ 750.00
BURKHART CONST.	\$ 500.00
PAUL KRUECKEBERG	\$ 250.00
JERRY AKINS CONST.	\$ 250.00
REYNOLDS HOME BUILDERS	\$ 250.00

TOTAL DEPOSITS FEBRUARY **\$5,000.00**

DEPOSITS Mar-14

CLARKSVILLE HOMES	\$ 250.00
MARCO HERNANDEZ	\$ 250.00
ERIC HUNEYCUTT	\$ 250.00
BRUCE SAUNDERS	\$ 250.00
DWAYNE BYARD	\$ 250.00
CRABBE CONSTRUCTION	\$ 500.00
MIKE ATKINS	\$ 1,000.00
CHRIS BLACKWELL	\$ 500.00
PHILLIP CHESTER	\$ 250.00
HUDSON CONST.	\$ 250.00
KIM DAVIS	\$ 250.00
PAUL KRUECKEBERG	\$ 500.00
SHAWN TRESCOTT	\$ 250.00
STEELE TRADEMARK HOMES	\$ 250.00

HAWKINS HOMES	\$ 1,000.00
PROVIDENCE BUILDERS	\$ 2,000.00
CHRIS BLACKWELL	\$ 2,750.00
DON DUNCAN	\$ 250.00
NORCO CONST.	\$ 250.00

TOTAL MARCH DEPOSITS	\$ 11,250.00
----------------------	--------------

JANUARY REFUNDS 2014

WANDA DARNELL	\$ 250.00
ERIC HUNEYCUTT	\$ 500.00
REDA HOME BUILDERS	\$ 250.00
CHRIS BLACKWELL	\$ 500.00
PRANGER CONST.	\$ 500.00
RICKY REDA	\$ 250.00
REDA HOME BUILDERS	\$ 250.00
PAUL KRUECKEBERG	\$ 250.00
STACY QUINNS	\$ 250.00
TODD HALLIDAY	\$ 500.00
RAY BLESSING	\$ 250.00
BRAXTON CONST.	\$ 500.00
TIM JARRETT	\$ 250.00
RICKY REDA	\$ 250.00
MITCHELL CONST.	\$ 250.00
ERIC BLACKWELL	\$ 1,250.00
REDA HOME BUILDERS	\$ 250.00

TOTAL JANUARY REFUNDS	\$ 6,500.00
-----------------------	-------------

REFUNDS FEBRUARY 2014

AMERICA'S HOME PLACE	\$250.00
CHRIS BLACKWELL	\$750.00
REYNOLDS HOME BUILDERS	\$ 500.00
DREAM HOMES CONST.	\$ 750.00
RICKY REDA	\$ 500.00
BRITTNEY BAGGETT	\$ 250.00
BIRCHWOOD CONST.	\$ 1,250.00
NICHOLAS CONST.	\$ 250.00

TOTAL FEBRUARY REFUNDS	\$4,500.00
------------------------	------------

REFUNDS MARCH 2014

MIKE ATKINS	\$ 500.00
JOHN CRABBE	\$ 2,250.00
WILLIAM KOSNITCH	\$ 250.00
NICHOLAS PETROCHKO	\$ 250.00
TODD PHILLIPS	\$ 500.00
ARTHUR REYNOLDS	\$ 250.00
ASHLEY CARLOCK	\$ 500.00
RICKY REDA	\$ 250.00
CHRIS WARREN	\$ 250.00
JAMIE MILAM	\$ 250.00
A & S CONTRACTORS	\$ 500.00
JAKE WELCH	\$ 750.00
ROB GARLAND	\$ 500.00
QUALITY BUILDERS	\$ 250.00
ANDY STEELE	\$ 500.00
DANELL WELCH	\$ 250.00

TOTAL MARCH REFUNDS	\$8,000.00
---------------------	------------

ENDING BANK BALANCE MARCH 2014	\$77,020.00
--------------------------------	-------------

NOMINATING COMMITTEE

MAY 12, 2014

BOARD OF EQUALIZATION

Bobby G. Wall nominated to replace Doug Jackson (who was inadvertently appointed to replace Mitchell Tucker on April 14, 2014) for a two-year term to expire April, 2016.

Nominating Committee

On Motion to Adopt by Commissioner Bryant, no second required,
the foregoing Nominations by the Nominating Committee were Approved
by the following roll call vote:

Jerry Allbert	Y	John M. Gannon	Y	Robert Nichols	Y
Ed Baggett	Y	John M. Genis	Y	Keith Politi	Y
Mark Banasiak	Y	Robert Gibbs	Y	Mark Riggins	Y
Martha Brockman	Y	Dalton Harrison	Y	Nick Robards	Y
Loretta Bryant	Y	Charles Keene	Y	Larry Rocconi	Y
Joe L. Creek	Y	Lettie Kendall	Y	Ron J. Sokol	Y
Glen Demorest	Y	Robert Lewis	Y	Tommy Vallejos	Y

Ayes - 21 Abstentions - 0 Noes - 0

ABSENT: None

COUNTY MAYOR APPOINTMENTS

MAY 12, 2014

ADULT ORIENTED ESTABLISHMENT BOARD

Pat Vaden appointed to serve another four-year term to expire May, 2018.

Ed Groves appointed to serve another four-year term to expire May, 2018.

Ellen Thomas appointed to serve another four-year term to expire May, 2018.

Bryce Sanders appointed to serve another four-year term to expire May, 2018.

James Eldon Thomas appointed to serve another four-year term to expire May, 2018.

PERSONNEL ADVISORY COMMITTEE

2-year term

(to be confirmed by the County Commission)

Jerry Allbert appointed to replace Joe Creek (County Commissioner) for a two-year term to expire May, 2016.

Ed Baggett appointed to replace Tommy Vallejos (County Commissioner) for a two-year term to expire May, 2016.

Mayor Appointments – Personnel Advisory Committee

On Motion to Adopt by Commissioner Brockman, seconded by
Commissioner Rocconi, the foregoing Mayor Appointments were Approved
by the following roll call vote:

Jerry Allbert	A	John M. Gannon	Y	Robert Nichols	A
Ed Baggett	A	John M. Genis	Y	Keith Politi	Y
Mark Banasiak	Y	Robert Gibbs	Y	Mark Riggins	Y
Martha Brockman	Y	Dalton Harrison	Y	Nick Robards	Y
Loretta Bryant	Y	Charles Keene	Y	Larry Rocconi	Y
Joe L. Creek	Y	Lettie Kendall	Y	Ron J. Sokol	Y
Glen Demorest	Y	Robert Lewis	Y	Tommy Vallejos	Y

Ayes - 18 Abstentions - 3 Noes - 0

ABSENT: None