

January 13, 2014

BE IT REMEMBERED that the Board of Commissioners of Montgomery County, Tennessee, met in regular session on Monday, January 13, 2014, at 7:00 P.M. at the Montgomery County Courthouse. Present and presiding the Hon. Carolyn Bowers, County Mayor (Chairman). Also present, John Fuson, Sheriff, Kellie A. Jackson, County Clerk, Austin Peay, VII, County Attorney, Phil Harpel, Director of Administration, Shannon Holt, Interim Director of Accounts and Budgets and the following Commissioners:

Jerry Allbert	John M. Gannon	Robert Nichols
Ed Baggett	John M. Genis	Keith Politi
Mark Banasiak	Robert Gibbs	Mark Riggins
Martha Brockman	Dalton Harrison	Nick Robards
Loretta Bryant		Larry Rocconi
Joe L. Creek	Lettie Kendall	Ron J. Sokol
Glen Demorest	Robert Lewis	Tommy Vallejos

PRESENT: 20

ABSENT: Charles Keene (1)

When and where the following proceedings were had and entered of record, to-wit:

CALL TO ORDER

PLEDGE OF ALLEGIANCE

INVOCATION – Chaplain Joe Creek

ROLL CALL

APPROVAL OF DECEMBER 9, 2013 MINUTES

PRESENT PROCLAMATION – Representative Joe Pitts

VOTE ON ZONING RESOLUTION - None

VOTE ON OTHER RESOLUTIONS

14-1-1: Resolution to Amend the Budgets of Various Funds for Fiscal Year 2014 in Certain Areas of Revenues and Expenditures

UNFINISHED BUSINESS

REPORTS

1. County Clerk's Report – (requires approval by Commission)

REPORTS FILED

1. December Adequate Facilities Tax Report and Permit Revenue Report
2. **Accounts & Budgets – Year-to-Date Report**
3. **Trustee's Report**

NOMINATING COMMITTEE APPOINTMENTS – Loretta Bryant, Chairperson

COUNTY MAYOR APPOINTMENTS – Mayor Carolyn Bowers

ANNOUNCEMENTS

ADJOURN

COUNTY COMMISSION MINUTES FOR

DECEMBER 9, 2013

SUBMITTED FOR APPROVAL JANUARY 13, 2014

BE IT REMEMBERED that the Board of Commissioners of Montgomery County, Tennessee, met in regular session on Monday, December 9, 2013, at 7:00 P.M. at the Montgomery County Courthouse, present and presiding the Hon. Carolyn Bowers, County Mayor (Chairman), John Fuson, Sheriff, Kellie A. Jackson, County Clerk, Austin Peay, VII, County Attorney, Phil Harpel, Director of Administration, Erinne Hester, Director of Accounts and Budgets and the following Commissioners:

Jerry Allbert	John M. Gannon	Robert Nichols
Ed Baggett	John M. Genis	Keith Politi
Mark Banasiak	Robert Gibbs	Mark Riggins
Martha Brockman	Dalton Harrison	Nick Robards
Loretta Bryant	Charles Keene	Larry Rocconi
Joe L. Creek	Lettie Kendall	Ron J. Sokol
Glen Demorest	Robert Lewis	Tommy Vallejos

PRESENT: 21

ABSENT: None (0)

When and where the following proceedings were had and entered of record, to-wit:

The minutes of the November 12, 2013, meeting of the Board of Commissioners were approved.

The following Resolutions were Adopted:

- 13-12-1** Resolution to Accept Certain Real Property for the Dedication of a County Road
- 13-12-2** Resolution of the Montgomery County Board of Commissioners Approving Amendments to the 2013-14 School Budget
- 13-12-3** Resolution of the Montgomery County Board of Commissioners Supporting Funding for Purchasing the Available Wextrust Building Located at 1136 Dunlop Lane
- 13-12-4** Resolution Declaring the Intent of Montgomery County to Reimburse Itself for Certain Expenditures Relating to Bi-County Solid Waste Management Equipment Purchases with the Proceeds of Bonds or Other Debt Obligations to be Issued by Montgomery County, Tennessee, in an Amount Not to Exceed \$1,708,900
- 13-12-5** Resolution to Adopt the 2014 Legislative Agenda as Presented by the Legislative Liaison Committee

The following Resolution Failed:

- CZ-12-2013** Resolution of the Montgomery County Board of Commissioners Amending the Zone Classification of the Property of Garfield L. Davidson

Election of Montgomery County Assessor of Property:

Due to their absence, Mary C. Brown, Becky Cauthen, Michael A. Fierro, Connie S. Gibbs, Bernard Herrst, III and Paula Moore were disqualified.

The floor was opened for the Commissioners to make Nominations.

The following candidate was Nominated by Commissioner Brockman:
Erinne J. Hester

The following candidates were Nominated by Commissioner Bryant:
Roy B. Manners
Heather Thorpe

Each candidate was given five (5) minutes to speak.

Erinne J. Hester was elected to fill the vacancy of Assessor of Property. After giving her letter of resignation, she was sworn in by Mayor Bowers.

The County Clerk's Report for the month of November was Adopted.

Reports Filed:

1. Trustee's Release List (Approved by Commission)
2. Accounts & Budgets – CT-0253 Report on Debt Obligation
3. November Adequate Facilities Tax Report and Permit Revenue Report
4. Accounts & Budgets – Year-to-Date Report
5. School System – Quarterly Financial and Quarterly Construction Reports
6. Trustee's Report

Nominating Committee Nominations Adopted:

AUDIT COMMITTEE

2-yr term (max 4 yrs)

Larry Rocconi nominated to replace Ron Sokol for a two-year term to expire December, 2015.

Martha Brockman nominated to serve another two-year term to expire December, 2015.

Mark Banasiak nominated to serve another two-year term to expire December, 2015.

John Gannon nominated to serve another two-year term to expire December, 2015.

Lettie Kendall nominated to serve another two-year term to expire December, 2015.

DELINQUENT TAX SALES AND RELEASE COMMITTEE

2-yr term

Dalton Harrison nominated to replace Jeremy Bowles for a two-year term to expire October, 2015.

Mayor Nominations Adopted:

PUBLIC BUILDING AUTHORITY

6-yr term

Bobby Powers had been filling an unexpired term and is now eligible to serve a full six-year term to expire December, 2019.

Steve Kemmer has been filling an unexpired term and is now eligible to serve a full six-year term to expire December, 2019.

Minerva Harris nominated to serve another six-year term to expire December, 2019.

VETERANS SERVICE ORGANIZATION

4-yr term

Douglas Heimback is nominated to replace John Stevenson for a four-year term to expire December, 2017.

Mayor Appointment Adopted:

SENIOR CITIZENS BOARD

3-yr term

Sara Miller appointed to fill the unexpired term of Glenda Warren (who resigned 11/18/13). Term to expire April, 2015.

Mayor Appointments Announced:

FAIR BOARD

1-yr term

Jerry Allbert appointed to serve a one-year term to expire December, 2014.

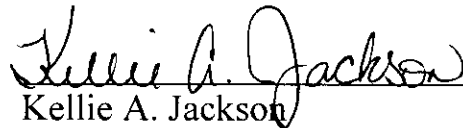
Mark Riggins appointed to serve a one-year term to expire December, 2014.

Rusty Evans appointed to serve a one-year term to expire December, 2014.

Nick Powell appointed to serve a one-year term to expire December, 2014.

The Board was adjourned.

Submitted by:


Kellie A. Jackson
County Clerk



On Motion to Adopt by Commissioner Rocconi, seconded by
Commissioner Demorest, the foregoing December 9, 2013, Minutes of the
Board of County Commissioners presented by Kellie A. Jackson, County
Clerk, were Approved unanimously by the following roll call vote:

Jerry Allbert	Y	John M. Gannon	Y	Keith Politi	Y
Ed Baggett	Y	John M. Genis	Y	Mark Riggins	Y
Mark Banasiak	Y	Robert Gibbs	Y	Nick Robards	Y
Martha Brockman	Y	Dalton Harrison	Y	Larry Rocconi	Y
Loretta Bryant	Y	Lettie Kendall	Y	Ron J. Sokol	Y
Joe L. Creek	Y	Robert Lewis	A	Tommy Vallejos	Y
Glen Demorest	Y	Robert Nichols	Y		

Ayes - 19 Abstentions - 1 Noes - 0

ABSENT: Charles Keene (1)

State of Tennessee

House of Representatives

Proclamation

Whereas, the members of this General Assembly were greatly saddened to learn of the untimely passing of Milan Lewis; and

Whereas, Milan Lewis was an exemplary public servant and consummate professional who worked assiduously to improve the quality of life for his fellow citizens in numerous capacities; and

Whereas, born to Merritt and Laquel Perkins Lewis Sr. on November 11, 1940, he was a 1958 graduate of Burt High School; and

Whereas, a longtime resident of Montgomery County, Mr. Lewis was a highly respected member of the Clarksville community; and

Whereas, Milan Lewis served with acumen and alacrity as a Lieutenant for the Sheriff's Office from 1973 to 2002 and as County Commissioner from 1982 to 1998, in which positions he earned the respect of his peers and supervisors alike for the superior quality of his work; and

Whereas, Milan Lewis was an active and devout member of the Woodlawn Elizabeth Baptist Church, which he served faithfully for many years as deacon, Sunday school superintendent, Sunday school teacher, and member of the male chorus; and

Whereas, Mr. Lewis was also deeply devoted to his family, and he always endeavored to remain true to family values of the highest order; and

Whereas, Milan Lewis enjoyed the loving companionship of Loretta C. Lewis and was the proud parent of Vickie (Roger) Wilson, Kimberly (Steve) Glenn, Gary (Mickey) Lewis, and Timothy (Angie) Lewis; the beloved grandfather of thirteen grandchildren; and the treasured great-grandparent of four great-grandchildren; and

Whereas, Mr. Lewis will also be sorely missed by his siblings, Shirley Simpson, Juanita (Alvin) Smith, Joseph (Gloria) Lewis, Wilber Eugene (Rachel) Lewis, Robert (Rita) Lewis, and Orville W. (Carol) Lewis, and his aunts Metlean Singleton, Everlena Kellam, Ola Tate, and Addie Dale, along with a host of other family, friends, and loved ones; and

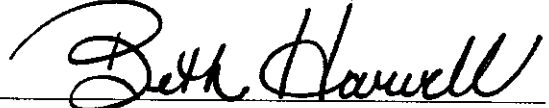
Whereas, Milan Lewis leaves behind an indelible legacy of integrity and probity in public life, compassion and loyalty in private life and diligence and dedication in all his chosen endeavors; and


Whereas, it is fitting that this General Assembly should pause to remember the bountiful life of this exceptional public servant and human being; now, therefore,


I, Beth Harwell, Speaker of the House of Representatives of the One Hundred Eighth General Assembly of the State of Tennessee, at the request of and in conjunction with Representative Joe Pitts, Representative Curtis Johnson, Representative John Tidwell, and Senator Mark Green, do hereby proclaim that we mourn the death of Milan Lewis, recognizing his as a life lived with courage and conviction, and extend our deepest sympathies to his friends, family, and loved ones.

Proclaimed in Nashville, Tennessee on this the 2nd day of December, 2013.




BETH HARWELL, SPEAKER
HOUSE OF REPRESENTATIVES


JOE PITTS, REPRESENTATIVE
67TH HOUSE DISTRICT


CURTIS JOHNSON, REPRESENTATIVE
68TH HOUSE DISTRICT


JOHN TIDWELL, REPRESENTATIVE
74TH HOUSE DISTRICT


MARK GREEN, SENATOR
22ND SENATORIAL DISTRICT

A Proclamation was presented to Loretta C. Lewis, in memory of the late Milan Lewis, by Representatives Joe Pitts and Curtis Johnson and Senator Mark Green.

**RESOLUTION TO AMEND THE BUDGETS
OF VARIOUS FUNDS FOR FISCAL YEAR 2014
IN CERTAIN AREAS OF REVENUES AND EXPENDITURES**

WHEREAS, the Director of Accounts and Budgets has performed continuing reviews of the status of funding needs and the receipts of revenues anticipated in support of the various budgets; and

WHEREAS, the County Commission desires to appropriate funding to these expenditure accounts from various sources including revenues, designated fund balances, and/or other sources within the funds in which those accounts operate.

NOW THEREFORE BE IT RESOLVED, by the Montgomery County Board of Commissioners, assembled in regular business session this 13th day of January, 2014, that the budgets for various funds for FY14 be amended as to revenues and expenditures, according to the attached Account Schedule 1.

Duly passed and approved this 13th day of January, 2014.



Sponsor Shannon Byrnie Holt

Commissioner Joe / Creek

Approved Carolyn Samers
County Mayor

Attested Julie A. Jackson
County Clerk

Montgomery County Government

Schedule 1

General Fund Budget

2013-2014 Budget as of 12/10/13	Proposed Increase (Decrease)	2013-2014 Amended Budget
--	---	---

ESTIMATED REVENUES

Local Taxes

40110 CURRENT PROPERTY TAX	30,132,000	-	30,132,000
40120 TRUSTEE'S COLLECTIONS - PYR	900,000	-	900,000
40140 INTEREST & PENALTY	200,000	-	200,000
40161 PMTS IN LIEU OF TAXES - T.V.A.	763	-	763
40162 PMTS IN LIEU OF TAXES -UTILITY	925,000	-	925,000
40163 PMTS IN LIEU OF TAXES - OTHER	1,212,327	-	1,212,327
40220 HOTEL/MOTEL TAX	1,200,000	-	1,200,000
40250 LITIGATION TAX - GENERAL	413,000	-	413,000
40260 LITIGATION TAX-SPECIAL PURPOSE	65,000	-	65,000
40270 BUSINESS TAX	1,000,000	-	1,000,000
40320 BANK EXCISE TAX	115,000	-	115,000
40330 WHOLESALE BEER TAX	420,000	-	420,000
40350 INTERSTATE TELECOMMUNICATIONS	2,600	-	2,600
Total Local Taxes	36,585,690	-	36,585,690

Licenses and Permits

41120 ANIMAL REGISTRATION	22,800	-	22,800
41130 ANIMAL VACCINATION	4,000	-	4,000
41140 CABLE TV FRANCHISE	200,000	-	200,000
41520 BUILDING PERMITS	350,000	-	350,000
41540 PLUMBING PERMITS	10,000	-	10,000
41590 OTHER PERMITS	57,000	-	57,000
Total Licenses and Permits	643,800	-	643,800

Fines, Forfeitures and Penalties

42110 FINES	11,500	-	11,500
42120 OFFICERS COSTS	32,000	-	32,000
42141 DRUG COURT FEES	4,000	-	4,000
42150 JAIL FEES CIRCUIT COURT	26,000	-	26,000
42190 DATA ENTRY FEES -CIRCUIT COURT	11,300	-	11,300
42191 COURTROOM SECURITY - CIRCUIT	9,600	-	9,600
42192 CIRCUIT COURT VICTIMS ASSESS	6,100	-	6,100
42310 FINES	134,000	-	134,000
42311 FINES - LITTERING	600	-	600
42320 OFFICERS COSTS	183,000	-	183,000
42330 GAME & FISH FINES	1,000	-	1,000
42341 DRUG COURT FEES	15,000	-	15,000
42350 JAIL FEES GENERAL SESSIONS	220,000	-	220,000
42380 DUI TREATMENT FINES	30,000	-	30,000
42390 DATA ENTRY FEE-GENERAL SESS	48,000	-	48,000
42392 GEN SESSIONS VICTIM ASSESSMNT	69,250	-	69,250
42410 FINES	2,750	-	2,750
42420 OFFICER COSTS	2,000	-	2,000
42450 JAIL FEES	32,000	-	32,000
42490 DATA ENTRY FEE-JUVENILE COURT	6,425	-	6,425
42520 OFFICERS COSTS	30,000	-	30,000
42530 DATA ENTRY FEE -CHANCERY COURT	2,000	-	2,000
42610 FINES	2,500	-	2,500
42641 DRUG COURT FEES	20,000	-	20,000
42900 OTHER FINES/FORFEITURE/PENALTY	5,100	-	5,100
Total Fines, Forfeitures and Penalties	904,125	-	904,125

Charges for Current Services

43120 PATIENT CHARGES	4,800,000	-	4,800,000
43140 ZONING STUDIES	4,500	-	4,500

Montgomery County Government

Schedule 1

General Fund Budget

2013-2014 Budget as of 12/10/13	Proposed Increase (Decrease)	2013-2014 Amended Budget
--	---	---

43190 OTHER GENERAL SERVICE CHARGES	45,000	-	45,000
43340 RECREATION FEES	6,000	-	6,000
43350 COPY FEES	5,950	-	5,950
43365 ARCHIVE AND RECORD MANAGEMENT	369,600	-	369,600
43366 GREENBELT LATE APPLICATION FEE	300	-	300
43370 TELEPHONE COMMISSIONS	105,000	-	105,000
43380 VENDING MACHINE COLLECTIONS	55,000	-	55,000
43392 DATA PROCESSING FEES -REGISTER	75,000	-	75,000
43393 PROBATION FEES	12,000	-	12,000
43394 DATA PROCESSING FEES - SHERIFF	30,000	-	30,000
43395 SEXUAL OFFENDER FEE - SHERIFF	10,000	-	10,000
43396 DATA PROCESSING FEE-COUNTY CLK	13,200	-	13,200
43990 OTHER CHARGES FOR SERVICES	4,200	-	4,200
Total Charges for Current Services	5,535,750	-	5,535,750

Other Local Revenues

44110 INTEREST EARNED	600,000	-	600,000
44120 LEASE/RENTALS	655,639	-	655,639
44140 SALE OF MAPS	1,000	-	1,000
44170 MISCELLANEOUS REFUNDS	207,673	-	207,673
44570 CONTRIBUTIONS & GIFTS	9,688	-	9,688
44990 OTHER LOCAL REVENUES	687,355	-	687,355
Total Other Local Revenues	2,161,355	-	2,161,355

Fees Received from County Officials

45510 COUNTY CLERK	1,500,000	-	1,500,000
45520 CIRCUIT COURT CLERK	850,000	-	850,000
45540 GENERAL SESSIONS COURT CLERK	1,400,000	-	1,400,000
45550 CLERK & MASTER	340,000	-	340,000
45560 JUVENILE COURT CLERK	191,250	-	191,250
45580 REGISTER	1,000,000	-	1,000,000
45590 SHERIFF	28,000	-	28,000
45610 TRUSTEE	2,850,000	-	2,850,000
Fees Received from County Officials	8,159,250	-	8,159,250

State of Tennessee

46110 JUVENILE SERVICES PROGRAM	587,011	-	587,011
46210 LAW ENFORCEMENT TRAINING PROG	55,200	-	55,200
43430 LITTER PROGRAM	70,700	-	70,700
46810 FLOOD CONTROL	330	-	330
46830 BEER TAX	17,500	-	17,500
46840 ALCOHOLIC BEVERAGE TAX	175,000	-	175,000
46851 STATE REVENUE SHARING - T.V.A.	1,500,000	-	1,500,000
46880 BOARD OF JURORS	5,000	-	5,000
46890 PRISONER TRANSPORTATION	22,000	-	22,000
46915 CONTRACTED PRISONER BOARDING	1,580,000	-	1,580,000
46960 REGISTRAR'S SALARY SUPPLEMENTS	15,164	-	15,164
46980 OTHER STATE GRANTS	541,220	-	541,220
101-55190-00000-55-46980-G5225	2,263,600	358,700	2,622,300
46990 OTHER STATE REVENUES	10,800	-	10,800
Total State of Tennessee	6,843,525	358,700	7,202,225

WIC GRANT AMENDED BY STATE

Federal Revenue

47235 HOMELAND SECURITY GRANTS	302,539	-	302,539
47590 OTHER FEDERAL THROUGH STATE	175,322	-	175,322
101-51500-00000-51-47590-G1401	-	197,365	197,365
47700 ASSET FORFEITURE FUNDS	7,000	-	7,000

ELECTION COMMISSION- HELP AMERICA VOTE ACT GRANTS

Montgomery County Government

Schedule 1

General Fund Budget

2013-2014 Budget as of 12/10/13	Proposed Increase (Decrease)	2013-2014 Amended Budget
--	---	---

47990 OTHER DIRECT FEDERAL REVENUE

61,873 - 61,873

Total Federal Revenue

546,734 197,365 744,099

Federal Revenue

48130 CONTRIBUTIONS

178,983 - 178,983

48610 DONATIONS

94,189 - 94,189

101-54310-00000-54-48610

750 1,125 1,875

FIRE SERVICE - TVA & CEMC DONATIONS

Total Federal Revenue

273,922 1,125 275,047

Non-Revenue Sources

49700 INSURANCE RECOVERY

3,115 - 3,115

101-51810-00000-51-49700

2,773 1,450 4,223

COURT CENTER - LIGHTNING DAMAGE

101-55130-00000-55-49700

- 1,946 1,946

EMS - VEHICLE ACCIDENT

49800 OPERATING TRANSFERS

290,844 - 290,844

101-51810-00000-51-49800

598 1,530 2,128

COURTHOUSE SECURITY RESERVES

101-52500-00000-52-49800

- 224 224

COUNTY CLERK DATA PROCESSING RESERVES

101-53100-00000-53-49800

204,280 74,035 278,315

CIRCUIT COURT VICTIMS ASSESSMENT RESERVES

101-54110-00000-54-49800

48,000 2,000 50,000

SHERIFFS DATA PROCESSING RESERVES

101-54160-00000-54-49800

- 2,000 2,000

SEX OFFENDER REGISTRY RESERVES

101-54240-00000-54-49800-05253

- 9,861 9,861

CHILD ADVOCACY RESERVES

Total Non-Revenue Sources

549,610 93,046 642,656

TOTAL GENERAL FUND REVENUES

62,203,761 650,236 62,853,997

Montgomery County Government

Schedule 1

General Fund Budget

	2013-2014 Budget as of 12/10/2013	Proposed Increase (Decrease)	2013-2014 Amended Budget	
51100 COUNTY COMMISSION	321,800	-	321,800	
51210 BOARD OF EQUALIZATION	10,224	-	10,224	
51220 BEER BOARD	7,253	-	7,253	
51240 OTHER BOARDS & COMMITTEES	10,872	-	10,872	
51300 COUNTY MAYOR	459,945	-	459,945	
51310 HUMAN RESOURCES	340,303	-	340,303	
51400 COUNTY ATTORNEY	60,000	-	60,000	
51500 ELECTION COMMISSION	465,516	-	465,516	
101-51500-00000-51-57090-G1401	-	1,540	1,540	OFFSET GRANT REVENUE - DATA PROCESSING EQUIPMENT
101-51500-00000-51-57310-G1401	-	195,825	195,825	OFFSET GRANT REVENUE - UPDATE VOTING MACHINES
51600 REGISTER OF DEEDS	430,728	-	430,728	
51720 PLANNING	303,364	-	303,364	
51730 BUILDING	182,210	-	182,210	
51750 CODES COMPLIANCE	659,792	-	659,792	
51760 GEOGRAPHICAL INFO SYSTEMS	164,005	-	164,005	
51800 COUNTY BUILDINGS	1,774,720	-	1,774,720	
51810 COURTS COMPLEX	1,109,705	-	1,109,705	
101-51810-00000-51-54990	27,278	250	27,528	RESERVES - GLOVES
101-51810-00000-51-55040	-	2,500	2,500	DEDUCTIBLE BILLING - LIGHTNING DAMAGE
101-51810-00000-51-57900	-	1,280	1,280	RESERVES - REPLACE EXISTING ELEVATOR SECURITY EQUIPMENT
51900 OTHER GENERAL ADMINISTRATION	624,520	-	624,520	
51910 ARCHIVES	179,295	-	179,295	
52100 ACCOUNTS & BUDGETS	643,852	-	643,852	
52200 PURCHASING	292,474	-	292,474	
52300 PROPERTY ASSESSOR'S OFFICE	367,068	-	367,068	
101-52300-00000-52-51060	499,525	(35,687)	463,838	MOVE TO INFORMATION SYSTEMS
101-52300-00000-52-52010	35,234	(2,033)	33,201	MOVE TO INFORMATION SYSTEMS
101-52300-00000-52-52040	85,485	(5,114)	80,371	MOVE TO INFORMATION SYSTEMS
101-52300-00000-52-52060	404	(15)	389	MOVE TO INFORMATION SYSTEMS
101-52300-00000-52-52070	145,299	(6,950)	138,349	MOVE TO INFORMATION SYSTEMS
101-52300-00000-52-52120	8,241	(476)	7,765	MOVE TO INFORMATION SYSTEMS
52400 COUNTY TRUSTEES OFFICE	579,301	-	579,301	
52500 COUNTY CLERK'S OFFICE	1,988,108	-	1,988,108	
101-52500-00000-52-57090	-	224	224	DP RESERVES - PRINTER
52600 INFORMATION SYSTEMS	1,071,319	-	1,071,319	
101-52600-00000-52-51200	292,987	35,687	328,674	MOVED FROM PROPERTY ASSESSOR'S OFFICE
101-52600-00000-52-52010	39,403	2,033	41,436	MOVED FROM PROPERTY ASSESSOR'S OFFICE
101-52600-00000-52-52040	92,278	5,114	97,392	MOVED FROM PROPERTY ASSESSOR'S OFFICE
101-52600-00000-52-52060	332	15	347	MOVED FROM PROPERTY ASSESSOR'S OFFICE
101-52600-00000-52-52070	106,548	6,950	113,498	MOVED FROM PROPERTY ASSESSOR'S OFFICE
101-52600-00000-52-52120	9,215	476	9,691	MOVED FROM PROPERTY ASSESSOR'S OFFICE
52900 OTHER FINANCE	50,550	-	50,550	
53100 CIRCUIT COURT	2,407,085	-	2,407,085	
53300 GENERAL SESSIONS COURT	662,355	-	662,355	
53330 DRUG COURT	70,000	-	70,000	
53400 CHANCERY COURT	532,597	-	532,597	
53500 JUVENILE COURT	1,074,410	-	1,074,410	
53520 JUVENILE COURT CLERK	491,638	-	491,638	
53600 DISTRICT ATTORNEY GENERAL	46,300	-	46,300	
53610 OFFICE OF PUBLIC DEFENDER	7,725	-	7,725	
53700 JUDICIAL COMMISSIONERS	258,668	-	258,668	
53900 OTHER ADMINISTRATION/ JUSTICE	513,639	-	513,639	
53910 ADULT PROBATION SERVICES	921,684	-	921,684	
101-53910-00000-53-55040	-	9,010	9,010	DEDUCTIBLE BILLING - LAWSUITS
54110 SHERIFF'S DEPARTMENT	8,973,681	-	8,973,681	
101-54110-00000-54-57090	54,600	2,000	56,600	DP RESERVES - APSU GIS FLEET AND IMPOUND LOT PROGRAM
54120 SPECIAL PATROLS	1,759,003	-	1,759,003	

Montgomery County Government

Schedule 1

General Fund Budget

	2013-2014 Budget as of 12/10/2013	Proposed Increase (Decrease)	2013-2014 Amended Budget	
54160 SEXUAL OFFENDER REGISTRY	13,340	-	13,340	
101-54160-00000-54-57090	-	2,000	2,000	RESERVES - LAPTOP
54210 JAIL	12,253,199	-	12,253,199	
54220 WORKHOUSE	1,767,290	-	1,767,290	
54230 COMMUNITY CORRECTIONS	483,873	-	483,873	
54240 JUVENILE SERVICES	213,358	-	213,358	
101-54240-00000-54-57900-05253	-	9,861	9,861	RESERVES - REPLACE INTERVIEW EQUIPMENT REQUIRED FOR GRANT
54310 FIRE PREVENTION & CONTROL	252,222	-	252,222	
101-54310-00000-54-53160	1,000	875	1,875	DONATIONS FROM TVA & CEMC TO FIRE STATIONS
101-54310-00000-54-57080	208,086	(6,000)	202,086	TRANSFER TO DEPT 99100
54410 EMERGENCY MANAGEMENT	432,331	-	432,331	
54490 OTHER EMERGENCY MANAGEMENT	302,539	-	302,539	
54610 COUNTY CORONER / MED EXAMINER	215,500	-	215,500	
55110 HEALTH DEPARTMENT	224,365	-	224,365	
55120 RABIES & ANIMAL CONTROL	688,032	-	688,032	
55130 AMBULANCE SERVICE	8,921,308	-	8,921,308	
101-55130-00000-55-53120	-	188,000	188,000	EMS BILLING CONTRACT - 4.7% OF \$4,800,000
101-55130-00000-55-53380	129,000	1,946	130,946	INSURANCE RECOVERY - VEHICLE REPAIRS
55190 OTHER LOCAL HLTH SRVCS (WIC)	88,658	-	88,658	
101-55190-00000-55-51300-G5225	209,027	99,018	308,045	GRANT AMENDED BY STATE
101-55190-00000-55-51310-G5225	673,364	57,447	730,811	GRANT AMENDED BY STATE
101-55190-00000-55-51620-G5225	452,071	103,272	555,343	GRANT AMENDED BY STATE
101-55190-00000-55-51630-G5225	23,769	2,283	26,052	GRANT AMENDED BY STATE
101-55190-00000-55-51690-G5225	35,970	3,879	39,849	GRANT AMENDED BY STATE
101-55190-00000-55-52010-G5225	84,894	18,032	102,926	GRANT AMENDED BY STATE
101-55190-00000-55-52040-G5225	200,832	42,041	242,873	GRANT AMENDED BY STATE
101-55190-00000-55-52070-G5225	459,473	20,000	479,473	GRANT AMENDED BY STATE
101-55190-00000-55-52100-G5225	-	5,699	5,699	GRANT AMENDED BY STATE
101-55190-00000-55-52120-G5225	20,042	4,029	24,071	GRANT AMENDED BY STATE
101-55190-00000-55-53550-G5225	15,500	3,000	18,500	GRANT AMENDED BY STATE
55310 REGIONAL MENTAL HEALTH CENTER	7,000	-	7,000	
55390 APPROPRIATION TO STATE	214,225	-	214,225	
55590 OTHER LOCAL WELFARE SERVICES	62,825	-	62,825	
55900 OTHER PUBLIC HEALTH & WELFARE	12,500	-	12,500	
56500 LIBRARIES	1,861,983	-	1,861,983	
56700 PARKS & FAIR BOARDS	599,597	-	599,597	
56900 OTHER SOCIAL, CULTURAL & REC	9,688	-	9,688	
57100 AGRICULTURAL EXTENSION SERVICE	165,673	-	165,673	
101-57100-00000-57-51400	221,000	31,950	252,950	SALARY SUPPLEMENT FROM FY12-FY13
57300 FOREST SERVICE	2,000	-	2,000	
57500 SOIL CONSERVATION	32,850	-	32,850	
58110 TOURISM	1,289,350	-	1,289,350	
58120 INDUSTRIAL DEVELOPMENT	600,404	-	600,404	
58220 AIRPORT	216,633	-	216,633	
58300 VETERAN'S SERVICES	431,056	-	431,056	
58400 OTHER CHARGES	1,246,178	-	1,246,178	
101-58400-00000-58-53160	50,000	74,035	124,035	VICTIMS ASSESSMENT RESERVE DISTRIBUTION
58500 CONTRIBUTION TO OTHER AGENCIES	180,560	-	180,560	
58600 EMPLOYEE BENEFITS	508,496	-	508,496	
58900 MISC-CONT RESERVE	18,400	-	18,400	
64000 LITTER & TRASH COLLECTION	116,319	-	116,319	
99100 OPERATING TRANSFERS	-	-	-	
101-99100-00000-99-55900	-	6,000	6,000	TRANSFER TO 171 FOR FIRE SERVICE MINI-PUMPER
Total General Fund Expenditures	67,428,318	879,996	68,308,314	

Increase (Decrease) in Budgeted Fund Balance

(229,760)

14-1-1

On Motion to Adopt by Commissioner Harrison, seconded by
Commissioner Creek, the foregoing Resolution was Adopted by the
following roll call vote:

Jerry Allbert	Y	John M. Gannon	Y	Keith Politi	Y
Ed Baggett	Y	John M. Genis	Y	Mark Riggins	Y
Mark Banasiak	Y	Robert Gibbs	Y	Nick Robards	Y
Martha Brockman	Y	Dalton Harrison	Y	Larry Rocconi	Y
Loretta Bryant	Y	Lettie Kendall	Y	Ron J. Sokol	Y
Joe L. Creek	Y	Robert Lewis	Y	Tommy Vallejos	Y
Glen Demorest	Y	Robert Nichols	Y		

Ayes - 20 Abstentions - 0 Noes - 0

ABSENT: Charles Keene (1)


**County Clerk's Report
January 13, 2014**

Comes Kellie A. Jackson, County Clerk, Montgomery County, Tennessee, and presents the County Clerk's Report for the month of December, 2013.

I hereby request that the persons named on the list of new applicants to the office of Notary Public be elected. The Oath of the Elected County Official is approved as taken.

This report shall be spread upon the minutes of the Board of County Commissioners.

This the 13th day of January, 2014.


County Clerk



OATH OF ELECTED COUNTY OFFICIAL

NAME

Erinne J. Hester

OFFICE

Assessor of Property

DATE

12/09/2013

MONTGOMERY COUNTY CLERK
KELLIE A JACKSON COUNTY CLERK
350 PAGEANT LANE SUITE 502
CLARKSVILLE TN 37040
Telephone 931-648-5711
Fax 931-572-1104

Notaries to be elected January 13, 2014

NAME	HOME ADDRESS AND PHONE	BUSINESS ADDRESS AND PHONE
1. BRIDGET I. BAGGETT	201 INGLEWOOD DR. CLARKSVILLE TN 37040 931-206-6487	821N. SECOND ST. CLARKSVILLE TN 37040 931-645-2200
2. ARLA J BELL	2860 TEAKWOOD DRIVE CLARKSVILLE TN 37040 615 243 4144	4222 OLD COOPERTOWN RD SPRINGFIELD TN 37172 615 416 5784
3. DEBORAH JUNE BLAKE BROOK	2070 RIVER ROAD CLARKSVILLE TN 37040 931 614 5838	900 PROVIDENCE BLVD CLARKSVILLE TN 37042 931 648 2104
4. ASTRID BUCHANAN	1250 WALTER HEAD ROAD CEDAR HILL TN 37032 615 218 5510	2215 MADISON ST CLARKSVILLE TN 37043 931 645 7418
5. KATHERINE H. CHERRY	3770 PACE RD. CLARKSVILLE TN 37043 931-320-0548	2297 RUDOLPH RD. CLARKSVILLE TN 37043 931-245-3333
6. ANGELA RENEE' CORYELL	3886 STELLA DR CLARKSVILLE TN 37040 931 257 3390	1488 TINY TOWN RD SUITE B2 CLARKSVILLE TN 37042 888 842 6328
7. ANGELA L CROSS	1925 SEVEN MILE FERRY RD CLARKSVILLE TN 37040 931-647-5327	2269 WILMA RUDOLPH BLVD STE 10 CLARKSVILLE TN 37040 931-551-3322
8. MICHAEL W DALE	113 FRANKLIN ST APT 3C CLARKSVILLE TN 37040 931 561 7794	107 NORTH 3RD STREET CLARKSVILLE TN 37040 931 572 0070
9. WANDA DARNELL	3190 DARNELL RD WOODLAWN TN 37191 931 647 6649	3190 DARNELL RD WOODLAWN TN 37191
10. DEREK E DAVIS	1309 ALLMON DR CLARKSVILLE TN 37042 931 801 9296	185 HWY 76 CLARKSVILLE TN 37043 931 552 7555
11. ALICIA R EDWARDS	4029 CHALLIS DR CLARKSVILLE TN 37040 931-647-6893	2050 LOWES DR CLARKSVILLE TN 37040 931 431 6800
12. DEBORAH L. FITZGERALD	682 DURHAM ROAD ADAMS TN 37010 931-358-4799	2128 OLD ASHLAND CITY RD. CLARKSVILLE TN 37040 931-645-2447

MONTGOMERY COUNTY CLERK
KELLIE A JACKSON COUNTY CLERK
350 PAGEANT LANE SUITE 502
CLARKSVILLE TN 37040
Telephone 931-648-5711
Fax 931-572-1104

Notaries to be elected January 13, 2014

NAME	HOME ADDRESS AND PHONE	BUSINESS ADDRESS AND PHONE
13. CRYSTAL R GRIFFITH	685 NEW ROAD CLARKSVILLE TN 37040 931 980 8974	107 NORTH 3RD STREET CLARKSVILLE TN 37040 931 572 0700
14. JENNIFER R HICKS	132 BUTTERMERE DR. CLARKSVILLE TN 37040 931 249 2751	1210 WEST CREEK COYOTE TRAIL CLARKSVILLE TN 37042 931 503 1788
15. AMBER L HOARD	1263 CLOVERDALE DR CLARKSVILLE TN 37040 931 436 1461	100 CIMBERLAND CITY RD CUMBERLAND CITY TN 37050 931 827 2322
16. HILDA IDROGO	800 ROSSVIEW RD CLARKSVILLE TN 37043 270 498 4344	2060 FT CAMPBELL BLVD CLARKSVILLE TN 37042 931 647 1778
17. ERIN H LEE	135 WESTFIELD CT APT 704 CLARKSVILLE TN 37040 609 456 6123	2150 WILMA RUDOLPH BLVD STE 1 CLARKSVILLE TN 37040 931 614 0877
18. E MARIE LOPEZ	290 NEEDMORE RD #414 CLARKSVILLE TN 37040 931 538 9072	412 FRANKLIN STREET CLARKSVILLE TN 37040 931 648 3688
19. LORI J MASON	130 LAWN STREET CLARKSVILLE TN 37040 931 645 6600	111 USSERY ROAD CLARKSVILLE TN 37043 931 220 2644
20. TERRY D PAGE	329 FAIRWAY DR CLARKSVILLE TN 37043 931 624 1531	900 PROVIDENCE BLVD CLARKSVILLE TN 37042 931-648-2104
21. MARCK A PARRIS	507 SHAWA TRL ANTIOCH TN 37013 347 420 6044	1488 TINY TOWN RD, SUITE B2 CLARKSVILLE TN 37042 888 842 6328
22. TONYA REYES	623 DOVER ROAD CLARKSVILLE TN 37042 931 233 0530	107 N THIRD ST CLARKSVILLE TN 37040 931 572 0700
23. DANA ROBERTSON	4405 YORK LANDING RD WOODLAWN TN 37191 931 551 9760	116 CENTER COURT CLARKSVILLE TN 37040 931 647 0677
24. CHRISTIAN RODRIGUEZ	1751 ASHLAND CITY RD APT Q136 CLARKSVILLE TN 37043 615 804 9051	3301 FORT CAMPBELL BLVD CLARKSVILLE TN 37042 931 552 8682

MONTGOMERY COUNTY CLERK
KELLIE A JACKSON COUNTY CLERK
350 PAGEANT LANE SUITE 502
CLARKSVILLE TN 37040
Telephone 931-648-5711
Fax 931-572-1104

Notaries to be elected January 13, 2014

NAME	HOME ADDRESS AND PHONE	BUSINESS ADDRESS AND PHONE
25. BETHANI DANIELLE RUSHING	2430 UNDERWOOD RD CUNNINGHAM TN 37052 931 241 1392	1488 TINY TOWN RD CLARKSVILLE TN 37042 888 842 6328
26. ALISHA SHAFFER	905 WALL STREET CLARKSVILLE TN 37040 931 801 8151	1915 ROSSVIEW RD CLARKSVILLE TN 37043 931 920 5594
27. CONNIE SUE SHEPHERD	2168 HAPPY HILLS ACRES RD WOODLAWN TN 37191 931-552-4757	120 COMMERCE STREET CLARKSVILLE TN 37040 931 648 0611
28. LEANN STONEHAM	1161 BARKLEY HILLS RD. CLARKSVILLE TN 37040 931-552-9391	1161 BARKLEY HILLS RD. CLARKSVILLE TN 37040 931-645-9867
29. WILLIAM JOHN STRATFORD	3613 MILLINGTON DR CLARKSVILLE TN 37040 888 842 6328	1488 TINY TOWN RD SUITE B2 CLARKSVILLE TN 37042 888 842 6328
30. ROSE ANN UNDERWOOD	630 FROSTY MORN DR CLARKSVILLE TN 37040 931-647-1513	630 FROSTY MORN DR CLARKSVILLE TN 9316471513 931 647 1513
31. MOLLIE WALKER	521 LUXURY DR UNIT B CLARKSVILLE TN 37043 865 659 4841	2050 LOWES DR CLARKSVILLE TN 37040 931 431 2195
32. CAROL L WILSON	2056 OLD CLARKSVILLE PK ASHLAND CITY TN 37015 615 247 8171	412 FRANKLIN ST CLARKSVILLE TN 37040 931 648 3688

County Clerk's Report

On Motion to Adopt by Commissioner Bryant, seconded by
Commissioner Allbert, the foregoing County Clerk's Report was

Approved by the following roll call vote:

Jerry Allbert	Y	John M. Gannon	Y	Keith Politi	Y
Ed Baggett	Y	John M. Genis	Y	Mark Riggins	Y
Mark Banasiak	Y	Robert Gibbs	Y	Nick Robards	Y
Martha Brockman	Y	Dalton Harrison	Y	Larry Rocconi	Y
Loretta Bryant	Y	Lettie Kendall	Y	Ron J. Sokol	Y
Joe L. Creek	Y	Robert Lewis	Y	Tommy Vallejos	Y
Glen Demorest	Y	Robert Nichols	Y		

Ayes - 20 Abstentions - 0 Noes - 0

ABSENT: Charles Keene (1)

RECEIVED JAN 9 2 2013



**MONTGOMERY
COUNTY**
TENNESSEE

Montgomery County Government

Building and Codes Department

350 Pageant Lane Suite 309
Clarksville, TN 37040

Phone
931-648-5718

Fax
931-553-5121

Memorandum

TO: Carolyn Bowers, County Mayor
FROM: Rod Streeter, Building Commissioner *RS*
DATE: January 2, 2014
SUBJ: December 2013 ADEQUATE FACILITIES TAX REPORT

The total number of receipts issued in December 2013 is as follows: City 51 and County 19 for a total of 70.

There were 60 receipts issued on single-family dwellings, 8 receipts issued on multi-family dwellings with a total of 63 units, 0 receipts issued on condominiums with a total of 0 units, 0 receipts issued on townhouses. There were 1 exemption receipts issued.

The total taxes received for December 2013 was \$52,452.00

The total refunds issued for December 2013 was \$0.00.

Total Adequate Facilities Tax Revenue for December 2013 was \$52,452.00

FISCAL YEAR 2013/2014 TOTALS TO DATE:

TOTAL NUMBER OF Adequate Facilities Tax Receipts Issued:	City:	445
	County:	170
	Total:	616
TOTAL REFUNDS:		\$0.00
TOTAL TAXES RECEIVED:		\$331,209.00

<u>NUMBER OF LOTS AND DWELLINGS ISSUED</u>	<u>CITY</u>	<u>COUNTY</u>	<u>TOTAL</u>
LOTS 5 ACRES OR MORE:	0	13	13
SINGLE-FAMILY DWELLINGS:	369	152	521
MULTI-FAMILY DWELLINGS (22 Receipts):	152	0	152
CONDOMINIUMS: (50 Receipts)	50	0	50
TOWNHOUSES:	0	0	0
EXEMPTIONS: (12 Receipts)	6	6	12
REFUNDS ISSUED: (0 Receipts)	(0)	(0)	(0)

RS/bl

cc: Accounts and Budgets
 Kellie Jackson, County Clerk

RECEIVED JAN 02 2013



Montgomery County Government

Building and Codes Department

350 Pageant Lane Suite 309
Clarksville, TN 37040

Phone
931-648-5718

Fax
931-553-5121

Memorandum

TO: Carolyn Bowers, County Mayor
FROM: Rod Streeter, Building Commissioner *RS*
DATE: January 2, 2014
SUBJ: DECEMBER 2013 PERMIT REVENUE REPORT

The number of permits issued in December 2013 is as follows: Building Permits 37, Grading Permits 1, and Plumbing Permits 9 for a total of 47 permits.

The total cost of construction was \$3,792,862.00. The revenue is as follows: Building Permits \$20,187.80, Grading Permits \$1,395.00, Plumbing Permits \$800.00, Plans Review \$62.10, BZA \$250.00, Re-Inspections \$50.00, Pre-Inspection \$0.00, Safety Inspection \$0.00, and Miscellaneous Fees \$0.00 the total revenue received in December 2013 was \$22,744.90.

FISCAL YEAR 2013/2014 TOTALS TO DATE:

NUMBER OF SINGLE FAMILY PERMITS:	151
COST OF CONSTRUCTION:	\$36,485,485.00
NUMBER OF BUILDING PERMITS:	320
NUMBER OF PLUMBING PERMITS:	78
NUMBER OF GRADING PERMITS:	5
BUILDING PERMITS REVENUE:	\$170,251.00
PLUMBING PERMIT REVENUE:	\$7,700.00
GRADING PERMIT REVENUE:	\$4,057.00
RENEWAL FEES:	\$663.40
PLANS REVIEW FEES:	\$19,333.35
BZA FEES:	\$2,000.00
RE-INSPECTION FEES:	\$1,150.00
PRE-INSPECTION FEES:	\$0.00
SAFETY INSPECTION FEES:	\$0.00
MISCELLANEOUS FEES:	\$0.00
SWBA	\$0.00
TOTAL REVENUE:	\$204,491.35

DECEMBER 2013 GROUND WATER PROTECTION

The number of septic applications received for December 2013 was 7 with total revenue received for the county was \$0.00 (State received \$4,690.00).

The agreement of 8% of total collected monthly beginning on December 1, 2011-December 30, 2012 was agreed upon between the County and State instead of collecting county fees per job.

The number of Septic Tank Disclosure requests for December 2013. ****Effective December 16, 2008 Ground Water Protection no longer provides this service.****

FISCAL YEAR 2013/2014 TOTALS TO DATE:

NUMBER OF GROUND WATER APPLICATIONS (SEPTIC)	80
NUMBER OF SEPTIC TANK DISCLOSURE REQUEST	0
GROUND WATER PROTECTION (STATE: \$49,860.00)	\$0.00
TOTAL REVENUE:	\$181,746.45

RS/bl

cc: Accounts and Budgets
Kellie Jackson, County Clerk

01/09/2014 09:43
mlopez

MONTGOMERY COUNTY GOVERNMENT, TM
YEAR-TO-DATE BUDGET REPORT

PG 1
glytdbud

FOR 2014 06

	ORIGINAL ESTIM REV	ESTIM REV ADJSTMTS	REVISED EST REV	ACTUAL YTD REVENUE	REMAINING REVENUE	PCT COLL
101 COUNTY GENERAL						
40110 CURRENT PROPERTY TAX	-30,132,000	(-30,132,000	-2,393,375.04	-27,738,624.96	7.9%
40120 TRUSTEE'S COLLECTIONS - PYR	-900,000	(-900,000	-399,863.83	-500,136.17	44.4%
40140 INTEREST & PENALTY	-200,000	(-200,000	-81,618.20	-118,381.80	40.8%
40161 PMTS IN LIEU OF TAXES - T.V.A	-763	(-763	-762.74	-.26	100.0%
40162 PMTS IN LIEU OF TAXES -UTILIT	-925,000	(-925,000	-562,060.73	-362,939.27	60.8%
40163 PMTS IN LIEU OF TAXES - OTHER	-1,212,327	(-1,212,327	-16,455.61	-1,195,871.39	1.4%
40220 HOTEL/MOTEL TAX	-1,200,000	(-1,200,000	-653,595.83	-546,404.17	54.5%
40250 LITIGATION TAX - GENERAL	-413,000	(-413,000	-163,512.96	-249,487.04	39.6%
40260 LITIGATION TAX-SPECIAL PURPOS	-65,000	(-65,000	-30,301.32	-34,698.68	46.6%
40270 BUSINESS TAX	-1,000,000	(-1,000,000	-307,400.79	-692,599.21	30.7%
40320 BANK EXCISE TAX	-115,000	(-115,000	.00	-115,000.00	.0%
40330 WHOLESALE BEER TAX	-420,000	(-420,000	-208,103.00	-211,897.00	49.5%
40350 INTERSTATE TELECOMMUNICATIONS	-2,600	(-2,600	-1,599.02	-1,000.98	61.5%
41120 ANIMAL REGISTRATION	-22,800	(-22,800	-14,098.00	-8,702.00	61.8%
41130 ANIMAL VACCINATION	-4,000	(-4,000	-3,300.00	-700.00	82.5%
41140 CABLE TV FRANCHISE	-200,000	(-200,000	-59,773.20	-140,226.80	29.9%
41520 BUILDING PERMITS	-350,000	(-350,000	-169,151.00	-180,849.00	48.3%
41540 PLUMBING PERMITS	-10,000	(-10,000	-7,600.00	-2,400.00	76.0%
41590 OTHER PERMITS	-57,000	(-57,000	-29,193.15	-27,806.85	51.2%
42110 FINES	-11,500	(-11,500	-9,428.75	-2,071.25	82.0%
42120 OFFICERS COSTS	-32,000	(-32,000	-7,634.98	-24,365.02	23.9%
42141 DRUG COURT FEES	-4,000	(-4,000	-902.50	-3,097.50	22.6%
42150 JAIL FEES CIRCUIT COURT	-26,000	(-26,000	-11,698.71	-14,301.29	45.0%
42190 DATA ENTRY FEES -CIRCUIT COUR	-11,300	(-11,300	-4,011.52	-7,288.48	35.5%
42191 COURTROOM SECURITY - CIRCUIT	-9,600	(-9,600	-3,359.90	-6,240.10	35.0%
42192 CIRCUIT COURT VICTIMS ASSESS	-6,100	(-6,100	-2,409.91	-3,690.09	39.5%
42310 FINES	-134,000	(-134,000	-41,214.05	-92,785.95	30.8%
42311 FINES - LITTERING	-600	(-600	-712.50	112.50	118.8%
42320 OFFICERS COSTS	-183,000	(-183,000	-82,265.95	-100,734.05	45.0%
42330 GAME & FISH FINES	-1,000	(-1,000	-173.38	-826.62	17.3%
42341 DRUG COURT FEES	-15,000	(-15,000	-12,690.48	-2,309.52	84.6%
42350 JAIL FEES GENERAL SESSIONS	-220,000	(-220,000	-120,145.26	-99,854.74	54.6%
42380 DUI TREATMENT FINES	-30,000	(-30,000	-11,567.42	-18,432.58	38.6%
42390 DATA ENTRY FEE-GENERAL SESS	-48,000	(-48,000	-19,947.59	-28,052.41	41.6%
42392 GEN SESSIONS VICTIM ASSESSMNT	-69,250	(-69,250	-29,011.59	-40,238.41	41.9%
42410 FINES	-2,750	(-2,750	-358.15	-2,391.85	13.0%
42420 OFFICERS COSTS	-2,000	(-2,000	-470.82	-1,529.18	23.5%
42450 JAIL FEES	-32,000	(-32,000	-16,249.00	-15,751.00	50.8%
42490 DATA ENTRY FEE-JUVENILE COURT	-6,425	(-6,425	-2,607.66	-3,817.34	40.6%
42520 OFFICERS COSTS	-30,000	(-30,000	-11,969.10	-18,030.90	39.9%

01/09/2014 09:43
mlopez

MONTGOMERY COUNTY GOVERNMENT, TN
YEAR-TO-DATE BUDGET REPORT

PG 2
glytdbud

FOR 2014 06

	ORIGINAL ESTIM REV	ESTIM REV ADJSTMTS	REVISED EST REV	ACTUAL YTD REVENUE	REMAINING REVENUE	PCT COLL
42530 DATA ENTRY FEE -CHANCERY COUR	-2,000	0	-2,000	-1,796.00	-204.00	89.8%
42610 FINES	-2,500	0	-2,500	-250.00	-2,250.00	10.0%
42641 DRUG COURT FEES	-20,000	0	-20,000	-9,660.00	-10,340.00	48.3%
42900 OTHER FINES/FORFEITURE/PENALT	-600	0	-600	-246.00	-354.00	41.0%
42990 OTHER FINES/FORFEITS/PENALTIE	-4,500	0	-4,500	-3,052.00	-1,448.00	67.8%
43120 PATIENT CHARGES	-4,800,000	0	-4,800,000	-2,171,164.20	-2,628,835.80	45.2%
43140 ZONING STUDIES	-4,500	0	-4,500	-2,000.00	-2,500.00	44.4%
43190 OTHER GENERAL SERVICE CHARGES	-45,000	0	-45,000	-23,770.00	-21,230.00	52.8%
43340 RECREATION FEES	-6,000	0	-6,000	-5,335.00	-665.00	88.9%
43350 COPY FEES	-5,950	0	-5,950	-3,453.65	-2,496.35	58.0%
43365 ARCHIVE & RECORD MANAGEMENT	-369,600	0	-369,600	-170,032.90	-199,567.10	46.0%
43366 GREENBELT LATE APPLICATION FE	-300	0	-300	-50.00	-250.00	16.7%
43370 TELEPHONE COMMISSIONS	-105,000	0	-105,000	-51,576.64	-53,423.36	49.1%
43380 VENDING MACHINE COLLECTIONS	-55,000	0	-55,000	-30,540.98	-24,459.02	55.5%
43392 DATA PROCESSING FEES -REGISTE	-75,000	0	-75,000	-33,728.00	-41,272.00	45.0%
43393 PROBATION FEES	-12,000	0	-12,000	-4,295.00	-7,705.00	35.8%
43394 DATA PROCESSING FEES - SHERIF	-30,000	0	-30,000	-11,897.31	-18,102.69	39.7%
43395 SEXUAL OFFENDER FEE - SHERIFF	-10,000	0	-10,000	-2,600.00	-7,400.00	26.0%
43396 DATA PROCESSING FEE-COUNTY CL	-13,200	0	-13,200	-5,492.00	-7,708.00	41.6%
43990 OTHER CHARGES FOR SERVICES	-4,200	0	-4,200	-1,319.00	-2,881.00	31.4%
44110 INTEREST EARNED	-600,000	0	-600,000	-165,763.22	-434,236.78	27.6%
44120 LEASE/RENTALS	-655,639	0	-655,639	-339,257.28	-316,381.72	51.7%
44140 SALE OF MAPS	-1,000	0	-1,000	-135.85	-864.15	13.6%
44145 SALE OF RECYCLED MATERIALS	0	0	0	-374.00	374.00	100.0%
44170 MISCELLANEOUS REFUNDS	-207,673	0	-207,673	-66,845.46	-140,827.54	32.2%
44570 CONTRIBUTIONS & GIFTS	-9,688	0	-9,688	-7,000.00	-2,688.00	72.3%
44990 OTHER LOCAL REVENUES	-687,355	0	-687,355	-329,267.50	-358,087.50	47.9%
45110 COUNTY CLERK	0	0	0	-6,173.15	6,173.15	100.0%
45510 COUNTY CLERK	-1,500,000	0	-1,500,000	-634,660.37	-865,339.63	42.3%
45520 CIRCUIT COURT CLERK	-850,000	0	-850,000	-279,164.28	-570,835.72	32.8%
45540 GENERAL SESSIONS COURT CLERK	-1,400,000	0	-1,400,000	-542,622.00	-857,378.00	38.8%
45550 CLERK & MASTER	-340,000	0	-340,000	-183,358.39	-156,641.61	53.9%
45560 JUVENILE COURT CLERK	-191,250	0	-191,250	-87,087.61	-104,162.39	45.5%
45580 REGISTER	-1,000,000	0	-1,000,000	-466,331.34	-533,668.66	46.6%
45590 SHERIFF	-28,000	0	-28,000	-16,729.65	-11,270.35	59.7%
45610 TRUSTEE	-2,850,000	0	-2,850,000	-666,357.25	-2,183,642.75	23.4%
46110 JUVENILE SERVICES PROGRAM	-85,000	-502,011	-587,011	-242,293.50	-344,717.50	41.3%
46210 LAW ENFORCEMENT TRAINING PROG	-55,200	0	-55,200	.00	-55,200.00	.0%
46430 LITTER PROGRAM	-82,700	12,000	-70,700	-40,778.19	-29,921.81	57.7%
46810 FLOOD CONTROL	-330	0	-330	.00	-330.00	.0%
46830 BEER TAX	-17,500	0	-17,500	-9,455.70	-8,044.30	54.0%
46840 ALCOHOLIC BEVERAGE TAX	-175,000	0	-175,000	-104,135.47	-70,864.53	59.5%
46851 STATE REVENUE SHARING - T.V.A	-1,500,000	0	-1,500,000	-398,777.67	-1,101,222.33	26.6%
46880 BOARD OF JURORS	-5,000	0	-5,000	.00	-5,000.00	.0%

01/09/2014 09:43
mllopez

MONTGOMERY COUNTY GOVERNMENT, T4
YEAR-TO-DATE BUDGET REPORT

PG 3
glytdbud

FOR 2014 06

	ORIGINAL ESTIM REV	ESTIM REV ADJSTMTS	REVISED EST REV	ACTUAL YTD REVENUE	REMAINING REVENUE	PCT COLL
46890 PRISONER TRANSPORTATION	-22,000	0	-22,000	-6,715.15	-15,284.85	30.5%
46915 CONTRACTED PRISONER BOARDING	-1,580,000	0	-1,580,000	-909,127.00	-670,873.00	57.5%
46960 REGISTRAR'S SALARY SUPPLEMENT	-15,164	0	-15,164	-3,791.00	-11,373.00	25.0%
46980 OTHER STATE GRANTS	-2,793,820	-15,582	-2,809,402	-1,021,384.44	-1,788,017.56	36.4%
46990 OTHER STATE REVENUES	-10,800	0	-10,800	-11,314.75	514.75	104.8%
47235 HOMELAND SECURITY GRANTS	0	-302,539	-302,539	.00	-302,539.00	.0%
47590 OTHER FEDERAL THROUGH STATE	-11,000	-360,147	-371,147	-226,840.80	-144,306.40	61.1%
47700 ASSET FORFEITURE FUNDS	-7,000	0	-7,000	.00	-7,000.00	.0%
47990 OTHER DIRECT FEDERAL REVENUE	-7,200	-54,672	-61,873	-41,542.61	-20,330.39	67.1%
48130 CONTRIBUTIONS	-178,983	0	-178,983	-11,500.00	-167,483.00	6.4%
48610 DONATIONS	-78,960	-15,979	-94,939	-87,608.97	-7,330.03	92.3%
49700 INSURANCE RECOVERY	0	-5,888	-5,888	-9,282.65	3,394.65	157.7%
49800 OPERATING TRANSFERS	-442,859	-100,862	-543,722	.00	-543,722.00	.0%
TOTAL COUNTY GENERAL	-61,058,486	-1,345,682	-62,404,168	-14,938,527.57	-47,465,640.63	23.9%
TOTAL REVENUES	-61,058,486	-1,345,682	-62,404,168	-14,938,527.57	-47,465,640.63	
131 GENERAL ROADS						
40110 CURRENT PROPERTY TAX	-3,888,000	0	-3,888,000	-308,822.80	-3,579,177.20	7.9%
40120 TRUSTEE'S COLLECTIONS - PYR	-108,000	0	-108,000	-51,595.21	-56,404.79	47.8%
40140 INTEREST & PENALTY	-25,000	0	-25,000	-10,531.42	-14,468.58	42.1%
40270 BUSINESS TAX	-100,000	0	-100,000	-26,500.07	-73,499.93	26.5%
40280 MINERAL SEVERANCE TAX	-238,800	0	-238,800	-62,140.14	-176,659.86	26.0%
40320 BANK EXCISE TAX	-8,500	0	-8,500	.00	-8,500.00	.0%
43380 VENDING MACHINE COLLECTIONS	-100	0	-100	-61.99	-38.01	62.0%
44135 SALE OF GASOLINE	-60,660	0	-60,660	-23,073.11	-37,586.89	38.0%
44170 MISCELLANEOUS REFUNDS	-30,000	0	-30,000	-5,421.87	-24,578.13	18.1%
46420 STATE AID PROGRAM	-488,083	0	-488,083	-349,752.79	-138,330.21	71.7%
46920 GASOLINE & MOTOR FUEL TAX	-2,815,460	0	-2,815,460	-1,203,951.67	-1,611,508.33	42.8%
46930 PETROLEUM SPECIAL TAX	-124,345	0	-124,345	-51,810.20	-72,534.80	41.7%
48120 PAVING & MAINTENANCE	-50,000	0	-50,000	-24,587.47	-25,412.53	49.2%
49700 INSURANCE RECOVERY	0	0	0	-3,929.06	3,929.06	100.0%
TOTAL GENERAL ROADS	-7,936,948	0	-7,936,948	-2,122,177.80	-5,814,770.20	26.7%
TOTAL REVENUES	-7,936,948	0	-7,936,948	-2,122,177.80	-5,814,770.20	
14 DEBT SERVICE						
40110 CURRENT PROPERTY TAX	-33,242,400	0	-33,242,400	-2,640,433.27	-30,601,966.73	7.9%

01/09/2014 09:43
mlopez

MONTGOMERY COUNTY GOVERNMENT, TN
YEAR-TO-DATE BUDGET REPORT

PG 4
glytdbud

FOR 2014 06

	ORIGINAL ESTIM REV	ESTIM REV ADJSTMTS	REVISED EST REV	ACTUAL YTD REVENUE	REMAINING REVENUE	PCT COLL
40120 TRUSTEE'S COLLECTIONS - PYR	-900,000	0	-900,000	-441,140.19	-458,859.81	49.0%
40140 INTEREST & PENALTY	-200,000	0	-200,000	-90,043.38	-109,956.62	45.0%
40210 LOCAL OPTION SALES TAX	-3,000,000	0	-3,000,000	-1,461,887.88	-1,538,112.12	48.7%
40250 LITIGATION TAX - GENERAL	-300,000	0	-300,000	-143,483.60	-156,516.40	47.8%
40266 LITIGATION TAX-JAIL/WH/CH	-300,000	0	-300,000	-156,003.17	-143,996.83	52.0%
40270 BUSINESS TAX	-75,000	0	-75,000	-26,500.07	-48,499.93	35.3%
40285 ADEQUATE FACILITIES TAX	-950,000	0	-950,000	-455,994.00	-494,006.00	48.0%
40320 BANK EXCISE TAX	-75,000	0	-75,000	.00	-75,000.00	.0%
44110 INTEREST EARNED	-260,791	0	-260,791	-191,213.87	-69,577.13	73.3%
44570 CONTRIBUTIONS & GIFTS	-785,000	0	-785,000	.00	-785,000.00	.0%
44990 OTHER LOCAL REVENUES	-487,565	0	-487,565	.00	-487,565.00	.0%
47715 TAX CREDIT BOND REBATE	-97,016	0	-97,016	-44,287.63	-52,728.37	45.6%
48990 OTHER	-1,046,422	0	-1,046,422	.00	-1,046,422.00	.0%
49800 OPERATING TRANSFERS	-167,750	0	-167,750	-13,875.00	-153,875.00	8.3%
TOTAL DEBT SERVICE	-41,886,944	0	-41,886,944	-5,664,862.06	-36,222,081.94	13.5%
TOTAL REVENUES	-41,886,944	0	-41,886,944	-5,664,862.06	-36,222,081.94	

171 CAPITAL PROJECTS

40110 CURRENT PROPERTY TAX	-1,198,800	0	-1,198,800	-95,220.02	-1,103,579.98	7.9%
40120 TRUSTEE'S COLLECTIONS - PYR	-45,000	0	-45,000	-15,908.59	-29,091.41	35.4%
40140 INTEREST & PENALTY	-10,500	0	-10,500	-3,247.01	-7,252.99	30.9%
40320 BANK EXCISE TAX	-1,800	0	-1,800	.00	-1,800.00	.0%
44110 INTEREST EARNED	0	0	0	-1,731.99	1,731.99	100.0%
44170 MISCELLANEOUS REFUNDS	0	-17,818	-17,818	-17,817.64	.00	100.0%
44530 SALE OF EQUIPMENT	0	0	0	-3,810.00	3,810.00	100.0%
46190 OTHER GENERAL GOVERNMENT GRAN	0	-316,648	-316,648	.00	-316,648.00	.0%
47590 OTHER FEDERAL THROUGH STATE	0	-2,578,267	-2,578,267	-32,137.91	-2,546,128.71	1.2%
49100 BOND PROCEEDS	-13,200,000	0	-13,200,000	-13,200,000.00	.00	100.0%
49410 PREMIUM ON DEBT SOLD	0	-859,649	-859,649	-859,649.00	.00	100.0%
49700 INSURANCE RECOVERY	0	-161,046	-161,046	-161,046.44	.00	100.0%
49800 OPERATING TRANSFERS	-971,347	-6,000	-977,347	-977,347.00	.00	100.0%
TOTAL CAPITAL PROJECTS	-15,427,447	-3,939,428	-19,366,875	-15,367,915.60	-3,998,959.10	79.4%
TOTAL REVENUES	-15,427,447	-3,939,428	-19,366,875	-15,367,915.60	-3,998,959.10	
GRAND TOTAL	-126,309,825	-5,285,110	-131,594,935	-38,093,483.03	-93,501,451.87	28.9%

** END OF REPORT - Generated by Mariel Lopez-Gonzalez **

01/09/2014 09:46
mlopez

MONTGOMERY COUNTY GOVERNMENT, TN
YEAR-TO-DATE BUDGET REPORT

PG 1
glytdbud

FOR 2014 06

	ORIGINAL ESTIM REV	ESTIM REV/ ADJSTMTS	REVISED EST REV	ACTUAL YTD REVENUE	REMAINING REVENUE	PCT COLL
101 COUNTY GENERAL						
51100 COUNTY COMMISSION	252,393	69,407	321,800	168,148.16	150,078.44	52.3%
51210 BOARD OF EQUALIZATION	10,224	0	10,224	.00	10,224.00	.0%
51220 BEER BOARD	1,615	5,633	7,253	5,865.91	1,387.26	80.9%
51240 OTHER BOARDS & COMMITTEES	3,121	7,751	10,872	9,365.62	1,506.18	86.1%
51300 COUNTY MAYOR	459,945	0	459,945	214,584.22	240,783.68	46.7%
51310 HUMAN RESOURCES	340,303	0	340,303	142,702.26	184,501.16	41.9%
51400 COUNTY ATTORNEY	60,000	0	60,000	11,797.50	48,202.50	19.7%
51500 ELECTION COMMISSION	465,516	195,823	661,341	380,345.60	275,737.93	57.5%
51600 REGISTER OF DEEDS	430,728	0	430,728	194,709.06	227,083.03	45.2%
51720 PLANNING	303,364	0	303,364	151,682.00	151,682.00	50.0%
51730 BUILDING	182,210	0	182,210	84,469.30	96,608.60	46.4%
51750 CODES COMPLIANCE	657,292	2,500	659,792	301,861.14	349,706.52	45.8%
51760 GEOGRAPHICAL INFO SYSTEMS	164,005	0	164,005	30,549.01	133,455.99	18.6%
51800 COUNTY BUILDINGS	1,772,622	2,098	1,774,720	751,606.99	918,678.47	42.4%
51810 COURTS COMPLEX	1,133,612	3,371	1,136,983	540,465.35	562,695.59	47.5%
51900 OTHER GENERAL ADMINISTRATION	624,520	0	624,520	263,596.12	359,970.20	42.2%
51910 ARCHIVES	177,744	1,551	179,295	104,284.16	74,062.90	58.2%
52100 ACCOUNTS & BUDGETS	643,852	0	643,852	286,243.39	350,768.81	44.5%
52200 PURCHASING	292,474	0	292,474	132,912.59	156,845.26	45.4%
52300 PROPERTY ASSESSOR'S OFFICE	1,140,802	754	1,141,556	463,887.89	669,795.40	40.6%
52400 COUNTY TRUSTEES OFFICE	546,531	32,770	579,301	293,996.63	283,582.96	50.8%
52500 COUNTY CLERK'S OFFICE	1,988,108	0	1,988,108	898,267.34	1,073,512.94	45.2%
52600 INFORMATION SYSTEMS	1,612,082	0	1,612,082	949,303.28	597,264.62	58.9%
52900 OTHER FINANCE	50,550	0	50,550	17,308.99	33,241.01	34.2%
53100 CIRCUIT COURT	2,407,031	54	2,407,085	1,018,329.09	1,286,430.21	42.3%
53300 GENERAL SESSIONS COURT	662,355	0	662,355	322,704.37	339,650.63	48.7%
53330 DRUG COURT	50,000	20,000	70,000	25,877.21	38,028.29	37.0%
53400 CHANCERY COURT	526,807	5,790	532,597	241,597.77	289,259.31	45.4%
53500 JUVENILE COURT	1,053,728	20,683	1,074,410	440,054.62	628,636.38	41.0%
53520 JUVENILE COURT CLERK	491,638	0	491,638	182,845.18	308,543.40	37.2%
53600 DISTRICT ATTORNEY GENERAL	46,300	0	46,300	31,014.94	9,265.71	67.0%
53610 OFFICE OF PUBLIC DEFENDER	7,725	0	7,725	2,254.40	4,932.60	29.2%
53700 JUDICIAL COMMISSIONERS	258,668	0	258,668	105,776.55	151,093.76	40.9%
53900 OTHER ADMINISTRATION/ JUSTICE	91,557	422,083	513,639	208,597.15	304,891.85	40.6%
53910 ADULT PROBATION SERVICES	921,684	0	921,684	384,232.06	491,359.59	41.7%
54110 SHERIFF'S DEPARTMENT	8,507,584	520,697	9,028,281	4,202,884.28	4,618,838.59	46.6%
54120 SPECIAL PATROLS	1,754,557	4,446	1,759,003	866,162.97	870,140.40	49.2%
54160 SEXUAL OFFENDER REGISTRY	13,340	0	13,340	5,119.17	5,960.89	38.4%
54210 JAIL	12,456,880	-203,681	12,253,199	5,784,416.64	5,262,095.32	47.2%
54220 WORKHOUSE	1,767,290	0	1,767,290	796,815.98	707,499.83	45.1%

01/09/2014 09:46
mlopez

MONTGOMERY COUNTY GOVERNMENT, TN
YEAR-TO-DATE BUDGET REPORT

PG 2
glytdbud

FOR 2014 06

	ORIGINAL ESTIM REV	ESTIM REV ADJSTMTS	REVISED EST REV	ACTUAL YTD REVENUE	REMAINING REVENUE	PCT COLL
54230 COMMUNITY CORRECTIONS	483,873	4,216	488,089	219,540.81	245,671.42	45.0%
54240 JUVENILE SERVICES	142,429	70,929	213,358	90,854.13	110,585.97	42.6%
54310 FIRE PREVENTION & CONTROL	453,248	2,060	455,308	232,575.42	204,204.74	51.1%
54410 EMERGENCY MANAGEMENT	432,331	0	432,331	196,006.79	234,846.02	45.3%
54490 OTHER EMERGENCY MANAGEMENT	0	302,539	302,539	72,137.24	230,401.76	23.8%
54610 COUNTY CORONER / MED EXAMINER	215,500	0	215,500	51,210.00	153,700.00	23.8%
55110 HEALTH DEPARTMENT	224,365	0	224,365	96,564.56	124,998.95	43.0%
55120 RABIES & ANIMAL CONTROL	684,937	3,095	688,032	333,168.90	341,540.44	48.4%
55130 AMBULANCE SERVICE	9,040,512	9,796	9,050,308	3,782,204.31	5,045,474.99	41.8%
55190 OTHER LOCAL HLTH SRVCS (WIC)	2,263,600	0	2,263,600	988,672.19	1,274,721.79	43.7%
55310 REGIONAL MENTAL HEALTH CENTER	7,000	0	7,000	7,000.00	.00	100.0%
55390 APPROPRIATION TO STATE	214,225	0	214,225	90,156.50	124,068.50	42.1%
55590 OTHER LOCAL WELFARE SERVICES	62,825	0	62,825	50,300.00	12,525.00	80.1%
55900 OTHER PUBLIC HEALTH & WELFARE	12,500	0	12,500	11,200.00	1,300.00	89.6%
56500 LIBRARIES	1,861,983	0	1,861,983	1,396,487.25	465,495.75	75.0%
56700 PARKS & FAIR BOARDS	590,618	8,979	599,597	278,422.59	306,613.40	46.4%
56900 OTHER SOCIAL, CULTURAL & REC	9,688	0	9,688	4,983.47	4,704.53	51.4%
57100 AGRICULTURAL EXTENSION SERVIC	383,713	2,960	386,673	121,533.98	261,414.43	31.4%
57300 FOREST SERVICE	2,000	0	2,000	2,000.00	.00	100.0%
57500 SOIL CONSERVATION	32,850	0	32,850	15,496.76	17,353.24	47.2%
58110 TOURISM	1,289,350	0	1,289,350	517,647.89	771,702.11	40.1%
58120 INDUSTRIAL DEVELOPMENT	600,404	0	600,404	300,201.50	300,202.50	50.0%
58220 AIRPORT	216,633	0	216,633	108,316.50	108,316.50	50.0%
58300 VETERAN'S SERVICES	413,759	17,297	431,056	192,696.63	236,575.81	44.7%
58400 OTHER CHARGES	1,296,178	0	1,296,178	558,449.27	737,728.73	43.1%
58500 CONTRIBUTION TO OTHER AGENCIE	180,560	0	180,560	159,010.48	21,549.52	88.1%
58600 EMPLOYEE BENEFITS	508,496	0	508,496	164,483.98	344,012.02	32.3%
58900 MISC-CONT RESERVE	18,400	0	18,400	9,406.54	8,679.87	51.1%
64000 LITTER & TRASH COLLECTION	116,319	0	116,319	55,649.71	60,669.29	47.8%
99100 OPERATING TRANSFERS	0	6,000	6,000	6,000.00	.00	100.0%
TOTAL COUNTY GENERAL	66,089,053	1,539,608	67,628,661	31,129,012.29	34,017,059.49	46.0%

131 GENERAL ROADS

61000 ADMINISTRATION	420,502	0	420,502	200,681.35	216,402.72	47.7%
62000 HIGHWAY & BRIDGE MAINTENANCE	4,520,389	0	4,520,389	1,863,452.24	2,463,874.68	41.2%
63100 OPERATION & MAINT OF EQUIPMEN	1,289,231	0	1,289,231	573,934.51	679,889.32	44.5%
63600 TRAFFIC CONTROL	491,476	0	491,476	142,971.48	295,075.42	29.1%
65000 OTHER CHARGES	405,541	0	405,541	269,242.83	135,998.17	66.4%
66000 EMPLOYEE BENEFITS	60,000	0	60,000	24,893.95	35,106.05	41.5%
68000 CAPITAL OUTLAY	1,224,500	58,000	1,282,500	495,746.47	758,871.80	38.7%

01/09/2014 09:46
mlopez

MONTGOMERY COUNTY GOVERNMENT, TN
YEAR-TO-DATE BUDGET REPORT

PG 3
glytdbud

FOR 2014 06

	ORIGINAL ESTIM REV	ESTIM REV/ ADJSTMTS	REVISED EST REV	ACTUAL YTD REVENUE	REMAINING REVENUE	PCT COLL
82220 HIGHWAYS & STREETS	7,000	00	7,000	.00	7,000.00	.0%
TOTAL GENERAL ROADS	8,418,639	58,000	8,476,639	3,570,922.83	4,592,218.16	42.1%
DEPT SERVICE						
00000 NON-DEDICATED ACCOUNT	971,347	00	971,347	971,347.00	.00	100.0%
82110 PRINCIPAL-GENERAL GOVERNMENT	6,422,316	00	6,422,316	.00	6,422,316.00	.0%
82130 PRINCIPAL-EDUCATION	15,869,915	00	15,869,915	1,164,062.59	14,705,852.41	7.3%
82210 INTEREST-GENERAL GOVERNMENT	4,105,523	00	4,105,523	1,598,083.57	2,507,439.43	38.9%
82230 INTEREST-EDUCATION	10,170,713	00	10,170,713	4,903,489.58	5,267,223.42	48.2%
82310 OTHER DEBT SERV-COUNTY GOVT	236,500	50,697	287,197	73,964.25	213,232.75	25.8%
82330 OTHER DEBT SERV.-EDUCATION	591,094	10,384	601,478	91,004.45	510,473.55	15.1%
TOTAL DEBT SERVICE	38,367,408	61,081	38,428,489	8,801,951.44	29,626,537.56	22.9%
CAPITAL PROJECTS						
00000 NON-DEDICATED ACCOUNT	30,000	64,049	94,049	14,346.43	79,702.57	15.3%
91110 GENERAL ADMINISTRATION PROJEC	2,766,250	6,311,751	9,078,001	2,617,555.12	3,122,038.27	28.8%
91130 PUBLIC SAFETY PROJECTS	819,000	133,443	952,448	317,273.25	424,697.95	33.3%
91140 PUBLIC HEALTH /WELFARE PROJEC	1,778,800	767,062	2,545,862	836,925.29	1,070,689.89	32.9%
91150 SOCIAL/CULTURAL/REC PROJECTS	6,800,000	4,312,498	11,112,493	1,795,316.77	7,196,937.32	16.2%
91190 OTHER GENERAL GOVT PROJECTS	68,500	371,380	439,880	109,450.63	264,078.28	24.9%
91200 HIGHWAY & STREET CAP PROJECTS	700,000	1,375,607	2,075,607	37,447.52	1,935,203.88	1.8%
91300 EDUCATION CAPITAL PROJECTS	2,359,500	18,455,992	20,815,492	14,650,624.00	6,164,868.00	70.4%
TOTAL CAPITAL PROJECTS	15,322,050	31,791,781	47,113,833	20,378,939.01	20,258,216.16	43.3%
WORKER'S COMPENSATION						
51750 CODES COMPLIANCE	0	C	0	40.00	-40.00	100.0%
51920 RISK MANAGEMENT	475,138	C	475,138	91,577.60	330,920.00	19.3%
54110 SHERIFF'S DEPARTMENT	0	C	0	4,685.33	-4,685.33	100.0%
54210 JAIL	0	C	0	24,631.75	-24,631.75	100.0%
54410 EMERGENCY MANAGEMENT	0	C	0	2,441.85	-2,441.85	100.0%
55120 RABIES & ANIMAL CONTROL	0	C	0	956.82	-956.82	100.0%
55130 AMBULANCE SERVICE	0	C	0	15,789.52	-15,789.52	100.0%

01/09/2014 09:46
mlopez

MONTGOMERY COUNTY GOVERNMENT, TN
YEAR-TO-DATE BUDGET REPORT

PG 4
glytdbud

FOR 2014 06

	ORIGINAL ESTIM REV	ESTIM REV ADJSTMTS	REVISED EST REV	ACTUAL YTD REVENUE	REMAINING REVENUE	PCT COLL
55754 LANDFILL OPERATION/MAINTENANC	0	0	0	10,877.27	-10,877.27	100.0%
56500 LIBRARIES	0	0	0	263.78	-263.78	100.0%
56700 PARKS & FAIR BOARDS	0	0	0	430.80	-430.80	100.0%
62000 HIGHWAY & BRIDGE MAINTENANCE	0	0	0	8,037.97	-8,037.97	100.0%
TOTAL WORKER'S COMPENSATION	475,138	0	475,138	159,732.69	262,764.91	33.6%
GRAND TOTAL	128,672,288	33,450,472	162,122,760	64,040,558.26	88,756,796.28	39.5%

** END OF REPORT - Generated by Mariel Lopez-Gonzalez **

Clarksville/Montgomery County Sales Tax Distribution Monthly Comparison Report

FY 2007-2008 Totals	\$	11,068,305.39	\$	31,260,284.87	\$	2,902,417.86	\$	45,231,008.12
FY 2008-2009 Totals	\$	11,282,434.89	\$	31,923,859.91	\$	2,964,819.92	\$	46,171,114.72
FY 2009-2010 Totals	\$	11,762,260.45	\$	33,293,704.75	\$	3,092,203.01	\$	48,148,168.21
FY 2010-2011 Totals	\$	12,160,832.28	\$	34,564,521.72	\$	3,212,146.92	\$	49,937,500.92
FY 2011-2012 Totals	\$	14,489,406.12	\$	40,622,715.82	\$	3,767,656.08	\$	58,879,778.02
FY 2012-2013 Totals	\$	13,594,753.04	\$	38,301,020.55	\$	3,554,853.25	\$	55,450,626.84
FY 2013-2014 by Mont City of Clarksville			School Operations		School Debt Service		Total Monthly Sales Tax	
July	\$	1,128,526.76	\$	3,186,248.02	\$	295,818.76	\$	4,610,593.54
August	\$	1,158,826.10	\$	3,278,719.67	\$	304,497.25	\$	4,742,043.02
September	\$	1,081,965.50	\$	3,054,229.62	\$	283,554.35	\$	4,419,749.47
October	\$	1,094,299.74	\$	3,085,892.79	\$	286,451.48	\$	4,466,644.01
November	\$	1,125,427.98	\$	3,191,954.37	\$	296,543.08	\$	4,613,925.43
December	\$	1,113,581.87	\$	3,134,085.58	\$	290,841.72	\$	4,538,509.17
January							\$	-
February							\$	-
March							\$	-
April							\$	-
May							\$	-
June							\$	-
TOTALS	\$	6,702,627.95	\$	18,931,130.05	\$	1,757,706.64	\$	27,391,464.64

Respectfully submitted: Brenda E. Radford, Montgomery County Trustee, December 10, 2013

CLARKSVILLE-MONTGOMERY COUNTY										
SALES TAX COLLECTIONS COMPARISON REPORT										
	2007-2008	2008-2009	2009-2010	2010-2011	2011-2012	2012-2013	2013-2014	2014-2015	2015-2016	2016-2017
July	\$ 3,851,625.57	\$ 3,807,908.75	\$ 3,944,322.43	\$ 3,973,449.15	\$ 4,368,524.95	\$ 4,969,328.68	\$ 4,610,593.54			
August	\$ 4,048,062.83	\$ 3,969,101.90	\$ 4,155,944.24	\$ 4,485,348.58	\$ 4,365,279.31	\$ 4,770,982.11	\$ 4,742,043.02			
September	\$ 3,697,338.74	\$ 3,591,425.40	\$ 3,765,577.37	\$ 4,044,918.09	\$ 4,687,426.40	\$ 4,458,831.11	\$ 4,419,749.47			
October (August Coll.)	\$ 3,813,108.63	\$ 3,666,073.38	\$ 3,836,157.44	\$ 3,971,998.55	\$ 5,337,736.53	\$ 4,615,095.98	\$ 4,466,644.01			
November	\$ 3,900,630.43	\$ 3,614,756.11	\$ 3,824,985.82	\$ 3,943,598.18	\$ 5,120,107.11	\$ 4,634,486.72	\$ 4,613,925.43			
December	\$ 3,476,063.68	\$ 3,479,758.37	\$ 3,746,233.68	\$ 3,865,625.08	\$ 4,668,853.03	\$ 4,330,938.36	\$ 4,538,509.17			
January	\$ 3,782,928.31	\$ 3,911,901.46	\$ 3,918,328.61	\$ 3,978,924.86	\$ 4,936,179.84	\$ 4,575,580.98				
February	\$ 4,792,942.94	\$ 4,984,794.05	\$ 5,220,113.70	\$ 5,316,606.81	\$ 6,261,020.97	\$ 5,624,805.48				
March	\$ 3,158,680.40	\$ 3,529,385.22	\$ 3,579,055.71	\$ 3,519,094.43	\$ 4,247,079.33	\$ 3,885,858.93				
April	\$ 3,351,393.11	\$ 3,738,282.75	\$ 3,801,787.78	\$ 3,944,756.92	\$ 4,803,176.86	\$ 4,286,888.78				
May	\$ 3,814,407.26	\$ 4,044,427.55	\$ 4,305,544.93	\$ 4,527,749.91	\$ 5,310,119.72	\$ 4,751,487.50				
June	\$ 3,543,826.22	\$ 3,833,299.78	\$ 4,050,116.50	\$ 4,365,430.36	\$ 4,774,273.97	\$ 4,546,342.21				
TOTAL	\$ 45,231,008.12	\$ 46,171,114.72	\$ 48,148,168.21	\$ 49,937,500.92	\$ 58,879,778.02	\$ 55,450,626.84	\$ 27,391,464.64	\$ -	\$ -	\$ -
Increase/Decrease	(\$525,338.19)	\$940,106.60	\$ 1,977,053.49	\$ 1,789,332.71	\$ 8,942,277.10	(\$3,429,151.18)			\$ -	\$ -
MONTH	2017-2018	2018-2019	2019-2020	2020-2021	2021-2022	2022-2023	2023-2024	2024-2025	2025-2026	2026-2027
July										
August										
September										
October										
November										
December										
January										
February										
March										
April										
May										
June										
Total	\$ -	\$ -	\$ -	\$ -	\$ -	\$ -	\$ -	\$ -	\$ -	\$ -
Increase/Decrease	\$ -	\$ -	\$ -	\$ -	\$ -	\$ -	\$ -	\$ -	\$ -	\$ -
Brenda E. Radford, Montgomery County Trustee, December 11, 2013						Events that mark Notable Change in Clarksville/Montgomery County Sales Tax Revenue				

Dec., 2007-The Worst Recession since the Great Depression began

June, 2009-Official Ending of the Worst Recession since the Great Depression

October, 2010-"This is the Slowest and Feeblest Recovery in the U.S.A.'s History,"~Steve Forbes

First Quarter, 2011-4/4&13/11 WSJ called the US Economy "The Incredible Shrinking Recovery"-The US Economy appears to have grown by little more than 1.5% in the 1st Qtr., well below the 4% annualized most expected back in January.

It is no coincidence that bank earnings have been retreating as well. **Inflation/Stagflation**, in the 3 months ending Feb., 2011, was running at an annualized rate of 5.6% and does not come close to compensating Investors with their current low interest rate of .(

WSJ-"Great Symbolic Blow" 8/5/11-America Gets Downgraded from AAA+ to AA+ by Standard & Poors-now 18 countries in the world have a better credit rating than the U.S.A.

Jan. 2013-THE NEW YORK TIMES Matthew Bishop "The latest green shoots of recovery in the Unites States already show signs of turning brown." Paul Krugman "Without a radical change in economic policy in both the Unites States and Europe,

the likiest outcome is a prolonged depression, perhaps not as "great" as in the 1930's but with clear similarities, above all in the immense human cost of needlessly high unemployment."

Jan. 14, 2013 Hemlock Semiconductor LLC delays the start up of the Clarksville facility.

For Calendar Year 2013-Economists are predicting a 1.4% GDP

October 14, 2013, Hankook Tire coming to Clarksville with 1,800 direct jobs and build an \$800million manufacturing facility in Clarksville/Montgomery County

**CLARKSVILLE-MONTGOMERY COUNTY
SALES TAX COLLECTIONS COMPARISON REPORT**

	1987-1988	1988-1989	1989-1990	1990-1991	1991-1992	1992-1993	1993-1994	1994-1995	1995-1996	1996-1997
July	\$929,740.75	\$1,006,898.41	\$1,198,187.38	\$1,221,238.48	\$1,463,188.55	\$1,371,735.73	\$1,532,846.38	\$1,704,149.99	\$1,889,315.99	\$2,146,942.05
August	\$905,088.00	\$1,082,284.09	\$1,111,358.21	\$1,223,369.76	\$1,426,836.48	\$1,460,862.21	\$1,620,804.47	\$1,759,237.96	\$1,970,780.72	\$2,103,620.27
September	\$895,435.35	\$916,194.64	\$1,091,427.62	\$1,288,894.45	\$1,376,740.77	\$1,408,651.13	\$1,554,556.24	\$1,687,152.04	\$1,858,978.68	\$1,973,122.33
October	\$930,956.46	\$971,312.36	\$1,085,514.69	\$1,207,050.80	\$1,353,250.88	\$1,446,283.60	\$1,507,265.11	\$1,826,647.21	\$1,949,680.79	\$2,048,149.56
November	\$837,816.33	\$961,516.21	\$1,096,153.30	\$1,133,659.69	\$1,294,536.19	\$1,452,811.33	\$1,590,384.18	\$1,729,932.18	\$1,953,042.48	\$2,069,137.24
December	\$931,299.37	\$920,346.77	\$1,063,699.57	\$1,082,926.44	\$1,326,833.34	\$1,434,548.44	\$1,539,095.87	\$1,693,677.77	\$1,911,299.76	\$1,939,431.72
January	\$875,147.01	\$980,050.41	\$1,131,062.50	\$1,119,818.95	\$1,362,535.22	\$1,460,081.92	\$1,608,017.50	\$1,758,210.88	\$1,924,292.78	\$1,873,283.64
February	\$1,186,462.15	\$1,252,624.47	\$1,426,699.33	\$1,412,600.77	\$1,760,482.43	\$1,885,048.33	\$2,026,104.61	\$2,352,000.97	\$2,641,790.60	\$3,085,634.22
March	\$760,932.10	\$845,641.99	\$995,603.23	\$979,512.05	\$1,181,681.23	\$1,257,905.81	\$1,319,491.20	\$1,435,977.75	\$1,630,518.61	\$1,675,076.32
April	\$750,875.81	\$849,055.30	\$1,003,881.57	\$945,001.09	\$1,244,217.16	\$1,282,214.57	\$1,362,296.01	\$1,498,418.93	\$1,756,462.14	\$1,832,097.32
May	\$931,601.06	\$1,064,430.07	\$1,160,795.59	\$1,199,701.50	\$1,362,701.89	\$1,433,422.32	\$1,678,949.40	\$1,867,773.18	\$1,989,368.74	\$2,127,149.58
June	\$993,848.73	\$1,084,484.71	\$1,207,470.06	\$1,303,600.81	\$1,394,251.55	\$1,503,164.98	\$1,678,119.72	\$1,893,865.18	\$1,975,042.56	\$2,144,205.31
TOTAL	\$10,929,203.12	\$11,934,839.43	\$13,571,853.05	\$14,117,374.79	\$16,547,255.69	\$17,396,730.37	\$19,017,930.69	\$21,207,044.04	\$23,450,573.85	\$25,017,849.56
Increase/Decrease		\$1,005,636.31	\$1,637,013.62	\$545,521.74	\$2,429,880.90	\$849,474.68	\$1,621,200.32	\$2,189,113.35	\$2,243,529.81	\$1,567,275.71
% Change		8.43%	12.06%	3.86%	14.68%	4.88%	8.52%	10.32%	9.57%	6.26%

MONTH	1997-1998	1998-1999	1999-2000	2000-2001	2001-2002	2002-2003	2003-2004	2004-2005	2005-2006	2006-2007
July	\$2,320,191.63	\$2,261,700.29	\$2,500,153.25	\$2,564,244.96	\$2,659,067.82	\$2,810,791.11	\$2,917,930.91	\$3,348,804.18	\$3,436,821.84	\$3,503,567.59
August	\$2,176,421.60	\$2,411,259.55	\$2,632,748.20	\$2,757,311.17	\$2,672,455.60	\$3,039,219.33	\$2,815,508.67	\$3,218,284.80	\$3,440,758.11	\$3,604,691.64
September	\$2,186,356.66	\$2,274,420.04	\$2,451,860.76	\$2,463,051.78	\$2,614,307.22	\$2,711,174.45	\$2,787,317.85	\$3,205,656.16	\$3,477,430.60	\$3,522,264.23
October	\$2,213,853.46	\$2,316,212.91	\$2,621,922.30	\$2,469,443.43	\$2,544,611.54	\$2,721,439.30	\$2,850,508.60	\$3,186,691.49	\$3,623,744.82	\$3,585,907.50
November	\$2,182,496.50	\$2,282,188.06	\$2,328,616.74	\$2,632,723.86	\$2,576,225.26	\$2,668,754.34	\$2,983,343.36	\$3,225,319.02	\$3,395,115.43	\$4,040,735.92
December	\$2,074,380.72	\$2,359,395.49	\$2,470,772.48	\$2,428,723.62	\$2,555,433.28	\$2,823,763.35	\$2,787,354.38	\$3,109,292.51	\$3,337,496.49	\$3,658,553.15
January	\$2,289,643.49	\$2,391,878.80	\$2,523,972.45	\$2,584,488.34	\$2,676,641.67	\$2,748,107.08	\$2,866,202.35	\$3,190,998.14	\$3,431,234.22	\$3,815,630.77
February	\$2,832,006.01	\$3,220,181.39	\$3,623,525.32	\$3,544,312.41	\$3,598,209.81	\$3,747,264.13	\$3,723,579.00	\$4,095,293.36	\$4,528,060.78	\$5,044,569.52
March	\$1,824,033.67	\$1,981,446.06	\$2,331,660.57	\$2,302,541.36	\$2,504,392.77	\$2,424,970.53	\$2,719,411.98	\$3,030,614.62	\$2,952,840.18	\$3,586,737.61
April	\$1,906,328.14	\$2,181,787.43	\$2,220,901.36	\$2,371,036.47	\$2,351,844.30	\$2,610,035.85	\$3,069,642.89	\$3,219,455.88	\$2,950,826.00	\$3,497,021.58
May	\$2,261,256.29	\$2,565,914.49	\$2,517,402.80	\$2,659,931.19	\$2,718,918.40	\$2,801,854.03	\$3,375,392.83	\$3,509,326.71	\$3,501,526.35	\$4,073,638.37
June	\$2,154,965.69	\$2,498,686.33	\$2,681,485.14	\$2,792,900.82	\$2,702,910.31	\$2,699,131.37	\$3,243,478.46	\$3,383,063.12	\$3,533,126.13	\$3,823,028.43
Total	\$26,421,933.86	\$28,745,070.84	\$30,905,021.37	\$31,570,709.41	\$32,175,017.98	\$33,806,504.87	\$36,139,671.28	\$39,722,799.99	\$41,608,980.95	\$45,756,346.31
Increase/Decrease	\$1,404,084.30	\$2,323,136.98	\$2,159,950.53	\$665,688.04	\$604,308.57	\$1,631,486.89	\$2,333,166.41	\$3,583,128.71	\$1,886,180.96	\$4,147,365.36
% Change	5.31%	8.08%	6.99%	2.11%	1.88%	4.83%	6.46%	9.02%	4.53%	9.06%

MONTGOMERY COUNTY TRUSTEE'S OFFICE
COMPARISON OF INTEREST REVENUE FROM FY1998-1999 THROUGH FY2028-2029
(FISCAL YEAR)

MONTH	1998-1999	1999-2000	2000-2001	2001-2002	2002-2003	2003-2004	2004-2005	2005-2006	2006-2007	2007-2008	2008-2009	2009-2010	2010-2011	2011-2012	2012-2013	INVESTMENT NOTES
	INTEREST INCOME	INTEREST INCOME	INTEREST INCOME	INTEREST INCOME	INTEREST INCOME	INTEREST INCOME	INTEREST INCOME	INTEREST INCOME	INTEREST INCOME	INTEREST INCOME	INTEREST INCOME	INTEREST INCOME	INTEREST INCOME	INTEREST INCOME	INTEREST INCOME	
JULY	\$ 40,033	\$ 222,048	\$ 368,153	\$ 358,010	\$ 305,241	\$ 140,172	\$ 196,148	\$ 243,781	\$ 461,664	\$ 701,263	\$ 204,842	\$ 402,430	\$ 179,110	\$ 85,098	\$ 75,834	
AUGUST	\$ 40,822	\$ 211,585	\$ 368,502	\$ 268,257	\$ 185,752	\$ 107,641	\$ 93,230	\$ 301,039	\$ 600,830	\$ 538,999	\$ 280,814	\$ 156,701	\$ 67,465	\$ 110,175	\$ 71,950	
SEPTEMBER	\$ 65,717	\$ 194,698	\$ 341,505	\$ 203,868	\$ 138,845	\$ 59,195	\$ 106,736	\$ 203,468	\$ 542,020	\$ 529,345	\$ 257,569	\$ 189,905	\$ 51,063	\$ 94,792	\$ 65,711	
OCTOBER	\$ 122,362	\$ 207,185	\$ 319,198	\$ 180,655	\$ 173,661	\$ 133,180	\$ 123,864	\$ 207,921	\$ 485,326	\$ 625,174	\$ 118,181	\$ 127,857	\$ 48,807	\$ 94,961	\$ 65,789	
NOVEMBER	\$ 114,629	\$ 206,728	\$ 304,467	\$ 148,154	\$ 94,722	\$ 58,053	\$ 114,740	\$ 118,025	\$ 507,537	\$ 492,260	\$ 243,792	\$ 124,760	\$ 43,726	\$ 82,628	\$ 63,705	
DECEMBER	\$ 141,718	\$ 215,380	\$ 352,620	\$ 151,224	\$ 127,891	\$ 54,809	\$ 97,449	\$ 228,291	\$ 532,571	\$ 567,031	\$ 212,432	\$ 134,619	\$ 54,279	\$ 79,449	\$ 64,159	
JANUARY	\$ 105,533	\$ 277,836	\$ 429,180	\$ 360,919	\$ 137,991	\$ 141,015	\$ 203,330	\$ 414,156	\$ 705,765	\$ 579,396	\$ 533,192	\$ 102,634	\$ 62,268	\$ 80,597	\$ 76,106	
FEBRUARY	\$ 180,527	\$ 277,874	\$ 394,256	\$ 220,144	\$ 93,944	\$ 74,022	\$ 196,302	\$ 394,371	\$ 650,538	\$ 449,692	\$ 181,507	\$ 87,911	\$ 58,427	\$ 80,290	\$ 60,284	
MARCH	\$ 262,670	\$ 370,384	\$ 460,810	\$ 291,406	\$ 158,360	\$ 116,316	\$ 243,867	\$ 501,128	\$ 763,033	\$ 452,570	\$ 206,758	\$ 83,012	\$ 71,222	\$ 87,852	\$ 77,277	
APRIL	\$ 246,601	\$ 405,659	\$ 447,843	\$ 267,017	\$ 180,658	\$ 155,899	\$ 213,642	\$ 419,951	\$ 922,921	\$ 460,851	\$ 216,154	\$ 92,587	\$ 80,533	\$ 67,540	\$ 82,568	
MAY	\$ 238,094	\$ 355,427	\$ 317,008	\$ 257,924	\$ 141,091	\$ 89,309	\$ 252,783	\$ 382,552	\$ 634,846	\$ 293,126	\$ 180,372	\$ 90,456	\$ 104,171	\$ 68,775	\$ 64,220	
JUNE	\$ 227,644	\$ 409,046	\$ 257,320	\$ 179,613	\$ 83,981	\$ 62,705	\$ 157,522	\$ 541,132	\$ 623,166	\$ 332,376	\$ 217,904	\$ 84,046	\$ 82,991	\$ 74,605	\$ 60,919	
TOTAL	\$ 1,786,350	\$ 3,353,850	\$ 4,360,862	\$ 2,887,192	\$ 1,822,137	\$ 1,192,317	\$ 1,999,613	\$ 3,955,815	\$ 7,430,214	\$ 6,022,083	\$ 2,853,517	\$ 1,676,919	\$ 904,062	\$ 1,006,760	\$ 828,523	

[illegible]

Respectfully submitted by: Brenda E. Radford, Montgomery County Trustee
12/10/2013

COMPARISON OF HOTEL OCCUPANCY TAX COLLECTIONS

<u>MONTH</u>	<u>1999</u>	<u>2000</u>	<u>2001</u>	<u>2002</u>	<u>2003</u>	<u>2004</u>	<u>2005</u>	<u>2006</u>	<u>2007</u>	<u>2008</u>
JANUARY	\$ 27,098.84	\$ 30,533.18	\$ 48,458.76	\$50,828.98	\$ 65,230.13	\$ 72,800.02	\$ 78,874.92	\$ 63,103.00	\$ 73,675.57	\$ 80,603.04
FEBRUARY	\$ 29,909.16	\$ 30,389.03	\$ 47,751.41	\$53,770.38	\$ 68,380.09	\$ 91,527.44	\$ 67,626.09	\$ 63,689.44	\$ 71,126.97	\$ 78,321.88
MARCH	\$ 31,464.65	\$ 32,987.23	\$ 56,924.49	\$54,806.34	\$ 93,121.20	\$ 103,994.62	\$ 70,053.21	\$ 65,063.08	\$ 78,796.55	\$ 83,799.10
APRIL	\$ 36,921.57	\$ 39,278.27	\$ 64,682.11	\$75,899.40	\$ 94,829.04	\$ 92,468.13	\$ 102,342.68	\$ 99,137.03	\$ 112,761.36	\$ 122,941.33
MAY	\$ 45,431.12	\$ 40,659.75	\$ 67,111.76	\$71,882.71	\$ 91,093.92	\$ 96,224.80	\$ 90,741.56	\$ 85,506.62	\$ 103,205.69	\$ 90,117.49
JUNE	\$ 41,300.90	\$ 40,705.58	\$ 67,033.52	\$78,332.61	\$ 84,186.25	\$ 91,007.71	\$ 100,085.45	\$ 89,668.92	\$ 135,081.86	\$ 106,604.47
JULY	\$ 43,822.68	\$ 43,848.22	\$ 71,259.56	\$88,829.01	\$ 88,224.67	\$ 90,974.37	\$ 110,606.98	\$ 94,808.25	\$ 136,085.79	\$ 95,500.92
AUGUST	\$ 51,914.05	\$ 82,607.67	\$ 80,724.48	\$103,831.95	\$ 111,787.39	\$ 114,839.93	\$ 126,860.91	\$ 99,007.81	\$ 128,691.23	\$ 106,602.50
SEPTEMBER	\$ 45,085.51	\$ 77,573.12	\$ 75,928.35	\$71,760.72	\$ 89,163.84	\$ 88,227.22	\$ 103,528.65	\$ 93,998.21	\$ 122,277.00	\$ 94,452.48
OCTOBER	\$ 62,586.96	\$ 78,223.81	\$ 64,421.97	\$67,912.08	\$ 71,058.32	\$ 85,219.87	\$ 103,329.13	\$ 120,964.50	\$ 115,299.73	\$ 83,620.66
NOVEMBER	\$ 42,478.02	\$ 67,894.53	\$ 70,109.29	\$68,664.15	\$ 77,700.65	\$ 90,975.56	\$ 93,726.35	\$ 95,136.90	\$ 132,492.92	\$ 100,329.52
DECEMBER	\$ 37,644.94	\$ 54,665.88	\$ 64,491.24	\$65,970.79	\$ 71,088.08	\$ 87,086.86	\$ 88,085.13	\$ 93,788.01	\$ 89,362.16	\$ 116,462.45
YEARLY TOTAL	\$ 495,658.40	\$ 619,366.27	\$ 778,896.94	\$852,489.12	\$ 1,005,863.58	\$1,105,346.53	\$1,135,861.06	\$ 1,063,871.77	\$ 1,298,856.83	\$ 1,159,355.84
	<u>2009</u>	<u>2010</u>	<u>2011</u>	<u>2012</u>	<u>2013</u>	<u>2014</u>	<u>2015</u>	<u>2016</u>	<u>2017</u>	<u>2018</u>
JANUARY	\$ 87,058.36	\$ 98,797.30	\$ 93,568.93	\$ 122,959.56	\$ 101,963.52					
FEBRUARY	\$ 103,484.37	\$ 122,425.01	\$ 98,617.91	\$ 130,592.70	\$ 84,950.58					
MARCH	\$ 106,133.80	\$ 97,223.36	\$ 123,655.30	\$ 130,540.42	\$ 89,897.89					
APRIL	\$ 131,183.50	\$ 147,129.46	\$ 141,216.66	\$ 166,930.70	\$ 127,011.20					
MAY	\$ 124,347.50	\$ 140,099.75	\$ 148,155.80	\$ 145,100.30	\$ 114,744.33					
JUNE	\$ 128,926.73	\$ 156,904.04	\$ 165,434.81	\$ 156,556.28	\$ 149,278.38					
JULY	\$ 138,948.38	\$ 155,002.42	\$ 166,721.40	\$ 142,543.24	\$ 139,764.87					
AUGUST	\$ 138,546.34	\$ 159,398.89	\$ 189,029.54	\$ 144,944.86	\$ 138,508.95					
SEPTEMBER	\$ 110,943.01	\$ 139,077.22	\$ 183,172.65	\$ 137,762.39	\$ 123,496.85					
OCTOBER	\$ 103,998.14	\$ 106,852.14	\$ 150,626.03	\$ 136,406.87	\$ 118,284.80					
NOVEMBER	\$ 117,095.86	\$ 111,906.42	\$ 169,407.63	\$ 139,934.80	\$ 133,540.36					
DECEMBER	\$ 107,900.37	\$ 110,667.80	\$ 151,081.34	\$ 112,969.35	\$ 124,889.36					
YEARLY TOTAL	\$ 1,398,566.36	\$1,545,483.81	\$ 1,780,688.00	\$1,667,241.47	\$ 1,446,331.09	\$ -	\$ -	\$ -	\$ -	\$ -

01.10.2014-Please note -The June, 2013, Hotel /Motel Tax amount is amended from \$149,918.32 to \$149,278.38

Brenda E. Radford, Montgomery County Trustee
1/10/2014

Clarksville/Montgomery County Sales Tax Distribution Monthly Comparison Report

FY 2007-2008 Totals	\$	11,068,305.39	\$	31,260,284.87	\$	2,902,417.86	\$	45,231,008.12
FY 2008-2009 Totals	\$	11,282,434.89	\$	31,923,859.91	\$	2,964,819.92	\$	46,171,114.72
FY 2009-2010 Totals	\$	11,762,260.45	\$	33,293,704.75	\$	3,092,203.01	\$	48,148,168.21
FY 2010-2011 Totals	\$	12,160,832.28	\$	34,564,521.72	\$	3,212,146.92	\$	49,937,500.92
FY 2011-2012 Totals	\$	14,489,406.12	\$	40,622,715.82	\$	3,767,656.08	\$	58,879,778.02
FY 2012-2013 Totals	\$	13,594,753.04	\$	38,301,020.55	\$	3,554,853.25	\$	55,450,626.84
FY 2013-2014 by Mont City of Clarksville			School Operations		School Debt Service		Total Monthly Sales Tax	
July	\$	1,128,526.76	\$	3,186,248.02	\$	295,818.76	\$	4,610,593.54
August	\$	1,158,826.10	\$	3,278,719.67	\$	304,497.25	\$	4,742,043.02
September	\$	1,081,965.50	\$	3,054,229.62	\$	283,554.35	\$	4,419,749.47
October	\$	1,094,299.74	\$	3,085,892.79	\$	286,451.48	\$	4,466,644.01
November	\$	1,125,427.98	\$	3,191,954.37	\$	296,543.08	\$	4,613,925.43
December	\$	1,113,581.87	\$	3,134,085.58	\$	290,841.72	\$	4,538,509.17
January	\$	1,159,895.48	\$	3,223,238.98	\$	298,558.96	\$	4,681,693.42
February							\$	-
March							\$	-
April							\$	-
May							\$	-
June							\$	-
TOTALS	\$	7,862,523.43	\$	22,154,369.03	\$	2,056,265.60	\$	32,073,158.06

Respectfully submitted: Brenda E. Radford, Montgomery County Trustee, January 10, 2014

MONTGOMERY COUNTY TRUSTEE'S OFFICE
COMPARISON OF INTEREST REVENUE FROM FY1998-1999 THROUGH FY2028-2029
(FISCAL YEAR)

MONTH	1998-1999	1999-2000	2000-2001	2001-2002	2002-2003	2003-2004	2004-2005	2005-2006	2006-2007	2007-2008	2008-2009	2009-2010	2010-2011	2011-2012	2012-2013	INVESTMENT NOTES
	INTEREST INCOME	INTEREST INCOME	INTEREST INCOME	INTEREST INCOME	INTEREST INCOME	INTEREST INCOME	INTEREST INCOME	INTEREST INCOME	INTEREST INCOME	INTEREST INCOME	INTEREST INCOME	INTEREST INCOME	INTEREST INCOME	INTEREST INCOME	INTEREST INCOME	
JULY	\$ 40,033	\$ 222,048	\$ 368,153	\$ 358,010	\$ 305,241	\$ 140,172	\$ 196,148	\$ 243,781	\$ 461,664	\$ 701,263	\$ 204,842	\$ 402,430	\$ 179,110	\$ 85,098	\$ 75,834	
AUGUST	\$ 40,822	\$ 211,585	\$ 368,502	\$ 268,257	\$ 185,752	\$ 107,641	\$ 93,230	\$ 301,039	\$ 600,830	\$ 538,999	\$ 280,814	\$ 156,701	\$ 67,465	\$ 110,175	\$ 71,950	
SEPTEMBER	\$ 65,717	\$ 194,698	\$ 341,505	\$ 203,868	\$ 138,845	\$ 59,195	\$ 106,736	\$ 203,468	\$ 542,020	\$ 529,345	\$ 257,569	\$ 189,905	\$ 51,063	\$ 94,792	\$ 65,711	
OCTOBER	\$ 122,362	\$ 207,185	\$ 319,198	\$ 180,655	\$ 173,661	\$ 133,180	\$ 123,864	\$ 207,921	\$ 485,326	\$ 625,174	\$ 118,181	\$ 127,857	\$ 48,807	\$ 94,961	\$ 65,789	
NOVEMBER	\$ 114,629	\$ 206,728	\$ 304,467	\$ 148,154	\$ 94,722	\$ 58,053	\$ 114,740	\$ 118,025	\$ 507,537	\$ 492,260	\$ 243,792	\$ 124,760	\$ 43,726	\$ 82,628	\$ 63,705	
DECEMBER	\$ 141,718	\$ 215,380	\$ 352,620	\$ 151,224	\$ 127,891	\$ 54,809	\$ 97,449	\$ 228,291	\$ 532,571	\$ 567,031	\$ 212,432	\$ 134,619	\$ 54,279	\$ 79,449	\$ 64,159	
JANUARY	\$ 105,533	\$ 277,836	\$ 429,180	\$ 360,919	\$ 137,991	\$ 141,015	\$ 203,330	\$ 414,156	\$ 705,765	\$ 579,396	\$ 533,192	\$ 102,634	\$ 62,268	\$ 80,597	\$ 76,106	
FEBRUARY	\$ 180,527	\$ 277,874	\$ 394,256	\$ 220,144	\$ 93,944	\$ 74,022	\$ 196,302	\$ 394,371	\$ 650,538	\$ 449,692	\$ 181,507	\$ 87,911	\$ 58,427	\$ 80,290	\$ 60,284	
MARCH	\$ 262,670	\$ 370,384	\$ 460,810	\$ 291,406	\$ 158,360	\$ 116,316	\$ 243,867	\$ 501,128	\$ 763,033	\$ 452,570	\$ 206,758	\$ 83,012	\$ 71,222	\$ 87,852	\$ 77,277	
APRIL	\$ 246,601	\$ 405,659	\$ 447,843	\$ 267,017	\$ 180,658	\$ 155,899	\$ 213,642	\$ 419,951	\$ 922,921	\$ 460,851	\$ 216,154	\$ 92,587	\$ 80,533	\$ 67,540	\$ 82,568	
MAY	\$ 238,094	\$ 355,427	\$ 317,008	\$ 257,924	\$ 141,091	\$ 89,309	\$ 252,783	\$ 382,552	\$ 634,846	\$ 293,126	\$ 180,372	\$ 90,456	\$ 104,171	\$ 68,775	\$ 64,220	
JUNE	\$ 227,644	\$ 409,046	\$ 257,320	\$ 179,613	\$ 83,981	\$ 62,705	\$ 157,522	\$ 541,132	\$ 623,166	\$ 332,376	\$ 217,904	\$ 84,046	\$ 82,991	\$ 74,605	\$ 60,919	
TOTAL	\$ 1,786,350	\$ 3,353,850	\$ 4,360,862	\$ 2,887,192	\$ 1,822,137	\$ 1,192,317	\$ 1,999,613	\$ 3,955,815	\$ 7,430,214	\$ 6,022,083	\$ 2,853,517	\$ 1,676,919	\$ 904,062	\$ 1,006,760	\$ 828,523	

[illegible]

Respectfully submitted by: Brenda E. Radford, Montgomery County Trustee
1/9/2014

NOMINATING COMMITTEE

JANUARY 13, 2014

AGRICULTURAL EXTENSION COMMITTEE

2-yr term (max 6 yrs)

Mark Riggins nominated to serve another two-year term to expire January, 2016.

Mary Frances Daugherty nominated to serve another two-year term to expire January, 2016.

Ed Baggett nominated to serve another two-year term to expire January, 2016.

Robin Sleight nominated to replace Clark Wilbur for a two-year term to expire January, 2016.

HIGHWAY COMMISSION

4-yr terms

Orville Lewis nominated to fill the unexpired term of Milan Lewis, term to expire January, 2016.

JAIL & JUVENILE COMMITTEE

2-yr term (max 6 yrs)

Martha Brockman nominated to replace Jerry Allbert for a two-year term to expire January, 2016.

Robert Gibbs nominated to serve another two-year term to expire January, 2016.

NOMINATING COMMITTEE

2-yr term (max 4 yrs)

Loretta Bryant nominated to serve another two-year term to expire January, 2016.

Charlie Keene nominated to serve another two-year term to expire January, 2016.

John Genis nominated to replace Ron Sokol (Committee District #3) for a two-year term to expire January, 2016. **(Selection from Commission Districts 7, 8, 9, 10 & 18)**

SCHOOL LIAISON COMMITTEE

2-yr term (max 4 yrs)

Tommy Vallejos nominated to serve another two-year term to expire January, 2016.

John Gannon nominated to serve another two-year term to expire January, 2016.

Joe Creek nominated to serve another two-year term to expire January, 2016.

Robert Gibbs nominated to serve another two-year term to expire January, 2016.

Nominating Committee

On Motion to Adopt by Commissioner Bryant, no second required,
the foregoing Nominations by the Nominating Committee were Approved
by the following roll call vote:

Jerry Allbert	Y	John M. Gannon	Y	Keith Politi	Y
Ed Baggett	Y	John M. Genis	A	Mark Riggins	Y
Mark Banasiak	Y	Robert Gibbs	Y	Nick Robards	Y
Martha Brockman	A	Dalton Harrison	Y	Larry Rocconi	Y
Loretta Bryant	A	Lettie Kendall	Y	Ron J. Sokol	Y
Joe L. Creek	Y	Robert Lewis	Y	Tommy Vallejos	Y
Glen Demorest	Y	Robert Nichols	Y		

Ayes - 17 Abstentions - 3 Noes - 0

ABSENT: Charles Keene (1)

COUNTY MAYOR APPOINTMENTS

JANUARY 13, 2014

BUDGET COMMITTEE

1-yr term (max 4 yrs)

Loretta Bryant appointed to serve another one-year term to expire January, 2015.

Glen Demorest appointed to serve another one-year term to expire January, 2015.

Robert Nichols appointed to serve another one-year term to expire January, 2015.

Tommy Vallejos appointed to serve another one-year term to expire January, 2015.

MUSEUM BOARD

1-yr term

Charles Keene appointed to serve another one-year term as an Ex Officio member, term to expire January, 2015.

RESIDENTIAL DEVELOPMENT COMMISSION

2-yr terms (max 4 yrs)

Dalton Harrison appointed to replace John Gannon (County Commissioner) for a two-year term to expire January, 2016.

Ed Baggett (County Commissioner) appointed to serve another two-year term to expire January, 2016.

Alan Burkhart (Housing Task Force) appointed to serve another two-year term to expire January, 2016.

George Giles (School Board) has been filling an unexpired term and is now eligible to be appointed to serve his first full two-year term to expire January, 2016.

John Crabbe's (Housing Task Force) appointment will be deferred until February to give the Housing Task Force time to submit a replacement.

SENIOR CITIZENS BOARD OF DIRECTORS

3-yr terms (max 6 yrs)

(needs approval of the commission)

Helga Redd appointed to fill the unexpired term of Karen Meacham who resigned December 5, 2013, due to health reasons; term to expire April, 2014.

STORM WATER BOARD OF APPEALS

2-yr terms (max 4 yrs)

Clay Powers, (Lay Member), appointed to serve another one-year term to expire January, 2015.

Mark Cook, (Lay Member), appointed to serve another one-year term to expire January, 2015.

Sharon Patterson, (Alternate), appointed to serve another one-year term to expire January, 2015.

PERSONNEL ADVISORY COMMITTEE

2-yr term

(needs approval of the commission)

Erinne Hester appointed to fill the unexpired term of Betty Burchett, term to expire May, 2015.

Mayor Appointments (Senior Citizens Board of Directors and Personnel
Advisory Board)

On Motion to Adopt by Commissioner Brockman, seconded by
Commissioner Riggins, the foregoing Mayor Appointments were Approved
by the following roll call vote:

Jerry Allbert	Y	John M. Gannon	Y	Keith Politi	Y
Ed Baggett	Y	John M. Genis	Y	Mark Riggins	Y
Mark Banasiak	Y	Robert Gibbs	Y	Nick Robards	Y
Martha Brockman	Y	Dalton Harrison	Y	Larry Rocconi	Y
Loretta Bryant	Y	Lettie Kendall	Y	Ron J. Sokol	Y
Joe L. Creek	Y	Robert Lewis	Y	Tommy Vallejos	Y
Glen Demorest	Y	Robert Nichols	A		

Ayes - 19 Abstentions - 1 Noes - 0

ABSENT: Charles Keene (1)

COUNTY MAYOR NOMINATIONS

JANUARY 13, 2014

ANIMAL CONTROL COMMITTEE

2-yr term (max 4 yrs)

Nick Robards (County Commissioner) nominated to serve another two-year term to expire January, 2016.

Mike Oliver (County Sheriff's Office) nominated to replace Jesse Reynolds for a two-year term to expire January, 2016.

Leslie Heimback (At-Large Member) nominated to serve another two-year term to expire January, 2016.

Dr. Ben Howard (Veterinarian) nominated to serve another two-year term to expire January, 2016.

JUDICIAL COMMISSIONER

1-yr term (max 4 yrs)

Stephanie Voller Rutherford (part-time) has been filling an unexpired term and is now eligible to be nominated to serve a full one-year term to expire January, 2015.

PURCHASING COMMITTEE

1-yr term (max 4 yrs)

John Gannon nominated to serve another one-year term to expire January, 2015.

Robert Lewis nominated to serve another one-year term to expire January, 2015.

Keith Politi nominated to serve another one-year term to expire January, 2015.

Larry Rocconi nominated to replace Robert Nichols for a one-year term to expire January, 2015.

Mayor Nominations

On Motion to Adopt by Commissioner Brockman, seconded by
Commissioner Creek, the foregoing Mayor Nominations were Approved by
the following roll call vote:

Jerry Allbert	Y	John M. Gannon	Y	Keith Politi	A
Ed Baggett	Y	John M. Genis	Y	Mark Riggins	Y
Mark Banasiak	Y	Robert Gibbs	Y	Nick Robards	A
Martha Brockman	Y	Dalton Harrison	Y	Larry Rocconi	A
Loretta Bryant	Y	Lettie Kendall	Y	Ron J. Sokol	Y
Joe L. Creek	Y	Robert Lewis	A	Tommy Vallejos	Y
Glen Demorest	Y	Robert Nichols	Y		

Ayes - 16 Abstentions - 4 Noes - 0

ABSENT: Charles Keene (1)