

OCTOBER 9, 2017

BE IT REMEMBERED that the Board of Commissioners of Montgomery County, Tennessee, met in regular session on Monday, October 9, 2017, at 6:00 P.M. at the Montgomery County Courthouse. Present and presiding, Commissioner Larry Rocconi, Chairperson Pro Tempore. Also present, Jeff Truitt, Chief of Staff, Kellie A. Jackson, County Clerk, John Fuson, Sheriff, Tim Harvey, County Attorney, Jeff Taylor, Director of Accounts and Budgets, and the following Commissioners:

Jerry Allbert	Robert Gibbs	Wallace Redd
Ed Baggett	Monroe Gildersleeve	Larry Rocconi
Martha Brockman	David Harper	Ron J. Sokol
Brandon Butts	Arnold Hodges	Audrey Tooley
Joe L. Creek	Jason A. Hodges	Joe Weyant
John M. Gannon	Garland Johnson	
John M. Genis	Robert Nichols	

PRESENT: 19

ABSENT: Charles Keene and Tommy Vallejos (2)

When and where the following proceedings were had and entered of record, to-wit:

BOARD OF COMMISSIONERS

AGENDA

OCTOBER 9, 2017

CALL TO ORDER – Sheriff Fuson

PLEDGE OF ALLEGIANCE – Commissioner Robert Nichols

INVOCATION – Chaplain Joe Creek

ROLL CALL

PROCLAMATION – “Friends of Libraries Week” – Anne Black, Friends President; Board Members; and Martha Hendricks, Library Director

APPROVAL OF SEPTEMBER 11, 2017 MINUTES

VOTE ON ZONING RESOLUTIONS

CZ-15-2017: Application of Charles and Barbara Bogard from C-5 to R-1

CZ-16-2017: Application of Rhonda Byard, et al, from C-5 to RM-2

VOTE ON OTHER RESOLUTIONS

17-9-3: Resolution to Provide Additional Funding in the Amount of One Hundred Fifty Thousand Dollars (\$150,000.00) to Two Rivers Corporation (TRC), a Foundation According to 501c(4) of the Internal Revenue Code **(deferred from September)**

17-10-1: Resolution to Adopt an Interlocal Agreement Between the City of Clarksville and Montgomery County for Joint Funding from the Bureau of Justice Assistance (JAG) of the United States Department of Justice on a Joint Award of Federal Byrne Justice Assistance Grant Funds

17-10-2: Resolution to Approve and Transmit a Letter to the Tennessee Department of Transportation to Provide an Update on the County’s Efforts Toward Outlining the Development of an ADA Transition Plan and Self-Evaluation

UNFINISHED BUSINESS

REPORTS

1. County Clerk's Report – (requires approval by Commission)

REPORTS FILED

1. Sheriff's Office – Financial Report
2. Report on Debt Obligation
3. Trustee's Report
4. Accounts & Budgets Monthly Report
5. Building & Codes Monthly Report

NOMINATING COMMITTEE NOMINATIONS – Commissioner Robert Nichols, Chairman

COUNTY MAYOR APPOINTMENTS – Mayor Pro Tem, Commissioner Larry Rocconi

ANNOUNCEMENTS

1. You still have time to visit Montgomery County Archives' exhibit *Community Building: The Rosenwald School Program in Montgomery County*. The remaining dates are October 21 from 10:00 to 4:00; and October 26 from 10:00 to 2:00.
2. You are invited to attend a ribbon cutting on Tuesday, October 24, at 5:30 p.m., for the new Southside Satellite Fire Station located at 1980 School Road, Southside.
3. You are also invited to attend a groundbreaking of the new EMS Administration Office, located at the Southwest corner of Tennova Healthcare, 651 Dunlop Lane, on Monday, October 30, at 4:30 p.m.

ADJOURN

MONTGOMERY COUNTY GOVERNMENT



PROCLAMATION

By The County Mayor

WHEREAS, *Friends of the Montgomery County Public Library raise money that enables the Library to move from good to great, providing resources for additional programming, much needed equipment, support for children's summer reading programs and special events throughout the year; and*

WHEREAS, *Friends of Tennessee Libraries support local Friends groups across the state. The work of our local Friends group highlights the fact that our Library is the cornerstone of the community and provides opportunities for all ages to engage in the joy of life-long learning and connects the thoughts and ideas of others from ages past to the present; and*


WHEREAS, *our local Friends group understands the critical importance of a well-funded library and advocates to ensure that our Library has the resources it needs to provide a wide variety of services to all ages including access to print and electronic materials, along with expert assistance in research, readers' advisory and children's services; and*

WHEREAS, *the Friends of the Library's gift of their time and commitment to the Montgomery County Public Library sets an example of how volunteerism leads to positive civic engagement and the betterment of our community.*

NOW, THEREFORE, I, JIM DURRETT, Mayor of Montgomery County, Tennessee, do hereby proclaim the week of October 15th – 21st as

"FRIENDS OF LIBRARIES WEEK"

and urge all citizens in Montgomery County to applaud our local Friends of the Library for their dedication and support of the Montgomery County Public Library. Their commitment contributes to the growth of the Library as well as this community.



Mayor

**A Proclamation for “Friends of Libraries Week” was presented by
Commissioner Larry Rocconi.**

COUNTY COMMISSION MINUTES FOR

SEPTEMBER 11, 2017

SUBMITTED FOR APPROVAL OCTOBER 9, 2017

BE IT REMEMBERED that the Board of Commissioners of Montgomery County, Tennessee, met in regular session on Monday, September 11, 2017, at 6:00 P.M. at the Montgomery County Courthouse. Present and presiding, the Hon. Jim Durrett, County Mayor (Chairman). Also present, Jeff Truitt, Chief of Staff, Kellie A. Jackson, County Clerk, John Smith, Chief Deputy Sheriff, Tim Harvey, County Attorney, Jeff Taylor, Director of Accounts and Budgets, and the following Commissioners:

Jerry Allbert	Robert Gibbs	Robert Nichols
Ed Baggett	Monroe Gildersleeve	Wallace Redd
Martha Brockman	David Harper	Larry Rocconi
Brandon Butts	Arnold Hodges	Ron J. Sokol
Joe L. Creek	Jason A. Hodges	Audrey Tooley
John M. Gannon	Garland Johnson	Tommy Vallejos
John M. Genis	Charles Keene	Joe Weyant

PRESENT: 21

ABSENT: None

When and where the following proceedings were had and entered of record, to-wit:

The Montgomery County Health Foundation presented grant checks to the Clarksville Rotary Foundation and Montgomery County Parks and Recreation.

Mayor Jim Durrett was elected Chairperson of the Legislative Body.

Commissioner Larry Rocconi was elected Chairperson Pro Tempore of the Legislative Body.

The minutes of the August 14, 2017, meeting of the Board of Commissioners, were approved.

The following Resolutions were Adopted:

- CZ-12-2017** Resolution of the Montgomery County Board of Commissioners Amending the Zone Classification of the Property of K M G Properties c/o Rex Hawkins
- CZ-13-2017** Resolution of the Montgomery County Board of Commissioners Amending the Zone Classification of the Property of Cumberland Land Dev LLC
- 17-9-1** Resolution to Accept State Grant Funding for Montgomery County Animal Care and Control
- 17-9-2** Amended Resolution to Amend the Budgets of Various Funds for Fiscal Year 2018 in Certain Areas of Revenues and Expenditures
- 17-9-4** Resolution to Adopt the 2018 Legislative Agenda as Presented by the Legislative Liaison Committee
- 17-9-5** Resolution to Adopt a Preliminary Agreement Regarding Management of the Yet to be Named Civic Plaza, and Authorize the County Mayor to Enter into Written Agreements for the Payments of Reimbursable or Management Fees, Policies, and Rules and Regulations to Establish the Duties by and Between Third Parties and Montgomery County for the Daily Operation Thereof
- 17-9-6** Resolution of the Montgomery County Board of Commissioners Authorizing Lease of Computers

A Motion to Suspend the Rules was made by Commissioner Sokol, seconded by Commissioner Keene.

- 17-9-7** Resolution Approving the Abandonment of an Easement for Public Utilities on a Portion of Jim Johnson Road

The following Resolution was Deferred to the October 2, 2017 Informal Meeting:

- 17-9-3 Resolution to Provide Additional Funding in the Amount of One Hundred Fifty Thousand Dollars (\$150,000.00) to Two Rivers Corporation (TRC), a Foundation According to 501c(4) of the Internal Revenue Code

The County Clerk's Report for the month of August was Approved.

Reports Filed:

1. Highway Department – Quarterly Report
2. Highway Department – Yearly Report
3. Highway Department – Road List (Approved by Commission)
4. Building and Codes Report
5. Trustee's Monthly Report
6. Accounts & Budgets Monthly Report
7. CMCSS Quarterly Financial Report
8. CMCSS Quarterly Construction Report

Nominating Committee Nominations Approved:

CHAIRMAN OF THE COUNTY LEGISLATIVE BODY 1-year term
Mayor Jim Durrett nominated to serve as Chairman for a one-year term to expire September, 2018.

CHAIRPERSON PRO TEMPORE OF THE LEGISLATIVE BODY 1-year term
Commissioner Larry Rocconi nominated to serve a one-year term to expire September, 2018.

COMMITTEE ON INVESTMENT 2-year term
Commissioner Joe Weyant nominated to replace Commissioner Larry Rocconi for a two-year term to expire September, 2019.
Commissioner John Gannon nominated to serve another two-year term to expire September, 2019.

Mayor Nomination Approved:

JUDICIAL COMMISSIONER 1-year term
Kathy Claiborne (part-time employee) nominated to serve another one-year term to expire September, 2018.

Mayor Appointment Announced:

CHAPLAIN OF LEGISLATIVE BODY 1-year term
Commissioner Joe Creek appointed to serve a one-year term to expire September, 2018.

Mayor Appointments Approved:

PORT AUTHORITY 5-year staggered terms

Carl Wilson appointed to serve another three-years which will complete his term of ten years; term to expire September, 2020.

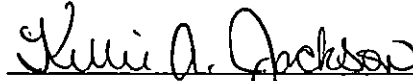
REGIONAL HISTORIC ZONING COMMISSION

5-year term

Gary Norris appointed to serve another five-year term to expire September, 2022.

The Board was adjourned.

Submitted by:



Kellie A. Jackson

County Clerk



On Motion to Adopt by Commissioner Gannon, seconded by Commissioner Butts, the foregoing September 11, 2017, Minutes of the Board of County Commissioners, presented by Kellie A. Jackson, County Clerk, were Approved unanimously by the following roll call vote:

District	Commissioner	Vote	District	Commissioner	Vote	District	Commissioner	Vote
1	John M. Gannon	Y	8	Ron J. Sokol	Y	15	David Harper	Y
2	Charles Keene	---	9	John M. Genis	Y	16	Wallace Redd	Y
3	Ed Baggett	Y	10	Martha Brockman	Y	17	Jason A. Hodges	Y
4	Joe Weyant	Y	11	Joe L. Creek	Y	18	Monroe Gildersleeve	Y
5	Robert Gibbs	Y	12	Robert Nichols	Y	19	Garland Johnson	Y
6	Arnold Hodges	Y	13	Audrey Tooley	Y	20	Jerry Allbert	Y
7	Brandon Butts	Y	14	Tommy Vallejos	---	21	Larry Rocconi	---

Yeses – 18 Noes – 0 Abstentions – 0

ABSENT: Charles Keene and Tommy Vallejos (2)

RESOLUTION OF THE MONTGOMERY COUNTY BOARD OF
COMMISSIONERS
AMENDING THE ZONE CLASSIFICATION OF THE PROPERTY OF
CHARLES & BARBARA BOGARD

WHEREAS, an application for a zone change from C-5 Highway and Arterial Commercial District to R-1 Single-Family Residential District has been submitted by Charles & Barbara Bogard and

WHEREAS, said property is identified as County Tax Map 053, parcel 87.00 p/o, containing 2.93 acres, situated in Civil District 13, located Properties fronting on the south frontage of Woodlawn Road 1,268 +/- feet west of the Woodlawn Road & Dover Road (US 79) intersection; and

WHEREAS, said property is described as follows:

Beginning at a point in the south right of way margin of Woodlawn Road, said point 1,223 +/- feet in a southwesterly direction from the centerline of the Dover Road and Woodlawn Road intersection, said point further identified as the northwest corner of the Kwang Storms property, thence in a southerly direction 422 +/- feet with the western boundary of the Storms property to a point, said point being in the northern boundary of the Chad Andrew McWhorter property, thence in a westerly direction 112 +/- feet with the northern McWhorter boundary to a point said point being the northwest corner of the McWhorter property, thence in a southerly direction 93 +/- feet with the western boundary of the McWhorter property to a point, said point being the location of the zoning line and in the eastern boundary of the Bogard property, thence in a westerly direction 192 +/- feet across the Bogard property with the zoning line to a point, said point being in the eastern boundary of the Karin Foss property, thence in a northerly direction 514 +/- feet to a point, said point being the northeast corner of the Foss property and located in the southern right of way margin of Woodlawn Road, thence in a easterly direction 264 +/- feet with the southern right of way margin of Dover Road to the point of beginning, said identified tract containing 2.93 +/- acres, further identified as Tax Map 53, Parcel 87.00 p/o & 89.00

WHEREAS, the Planning Commission staff recommends APPROVAL and the Regional Planning Commission recommends APPROVAL of said application.

NOW, THEREFORE, BE IT RESOLVED by the Montgomery County Board of County Commissioners assembled in regular session on this 9th day of October, 2017, that the zone classification of the property of Charles & Barbara Bogard from C-5 to R-1 is hereby approved.

Duly passed and approved this 9th day of October, 2017.

Sponsor David A. Ripple
Commissioner [Signature]
Approved [Signature]
County Mayor

Attested: Kellie A. Jackson
County Clerk



CZ-15-2017

On Motion to Adopt by Commissioner Butts, seconded by Commissioner Gannon, the foregoing Resolution was Adopted by the following roll call vote:

District	Commissioner	Vote	District	Commissioner	Vote	District	Commissioner	Vote
1	John M. Gannon	Y	8	Ron J. Sokol	Y	15	David Harper	Y
2	Charles Keene	---	9	John M. Genis	Y	16	Wallace Redd	Y
3	Ed Baggett	Y	10	Martha Brockman	Y	17	Jason A. Hodges	Y
4	Joe Weyant	Y	11	Joe L. Creek	Y	18	Monroe Gildersleeve	Y
5	Robert Gibbs	Y	12	Robert Nichols	Y	19	Garland Johnson	Y
6	Arnold Hodges	Y	13	Audrey Tooley	Y	20	Jerry Allbert	Y
7	Brandon Butts	Y	14	Tommy Vallejos	---	21	Larry Rocconi	---

Yeses – 18 Noes – 0 Abstentions – 0

ABSENT: Charles Keene and Tommy Vallejos (2)

**RESOLUTION OF THE MONTGOMERY COUNTY BOARD OF
COMMISSIONERS
AMENDING THE ZONE CLASSIFICATION OF THE PROPERTY OF
RHONDA BYARD, ETAL**

WHEREAS, an application for a zone change from C-5 Highway and Arterial Commercial District to RM-2 Single Family Mobile Home Residential District has been submitted by Rhonda Byard, Etal and

WHEREAS, said property is identified as County Tax Map 082, parcel 159.00, containing 0.43 acres, situated in Civil District 13, located Property fronting on the south frontage of Old Sango Road, 1,287 +/- feet east of the Quail Hollow Road & Old Sango Road intersection; and

WHEREAS, said property is described as follows:

Beginning at a point lying at the southeast corner of Charles T. Jerles property, as recorded in Orv 1659 Page 193 ROMCT, thence South 07 degrees 13 minutes 52 seconds West for 44.24 feet from the southeast corner to a point, being the "True Point of Beginning"; Thence on a new severance line along a zone line, South 81 degrees 19 minutes 19 seconds East for 151.00 feet to a point; Thence on a new zone line for the next 5 calls:

South 08 degrees 28 minutes 35 seconds West for 136.55 feet to a point; North 73 degrees 23 minutes 18 seconds West for 147.72 feet to a point; North 14 degrees 00 minutes 19 seconds East for 25.02 feet to a point; North 06 degrees 39 minutes 16 seconds West for 21.65 feet to a point; North 07 degrees 13 minutes 52 seconds East for 70.39 feet to the "True Point of Beginning" Said tract containing 0.43 acres (18,738 sqft), more or less. Further identified as Tax Map 82, Parcel 159.00 p/o

WHEREAS, the Planning Commission staff recommends APPROVAL and the Regional Planning Commission recommends APPROVAL of said application.

NOW, THEREFORE, BE IT RESOLVED by the Montgomery County Board of County Commissioners assembled in regular session on this 9th day of October, 2017, that the zone classification of the property of Rhonda Byard, Etal from C -5 to RM-2is hereby approved.

Duly passed and approved this 9th day of October, 2017.

Sponsor

Commissioner

Approved

County Mayor

Attested:

County Clerk



CZ-16-2017

On Motion to Adopt by Commissioner Harper, seconded by Commissioner J. Hodges, the foregoing Resolution was Adopted by the following roll call vote:

District	Commissioner	Vote	District	Commissioner	Vote	District	Commissioner	Vote
1	John M. Gannon	Y	8	Ron J. Sokol	Y	15	David Harper	Y
2	Charles Keene	---	9	John M. Genis	Y	16	Wallace Redd	Y
3	Ed Baggett	Y	10	Martha Brockman	Y	17	Jason A. Hodges	Y
4	Joe Weyant	Y	11	Joe L. Creek	Y	18	Monroe Gildersleeve	Y
5	Robert Gibbs	Y	12	Robert Nichols	Y	19	Garland Johnson	Y
6	Arnold Hodges	Y	13	Audrey Tooley	Y	20	Jerry Allbert	Y
7	Brandon Butts	Y	14	Tommy Vallejos	---	21	Larry Rocconi	---

Yeses – 18 Noes – 0 Abstentions – 0

ABSENT: Charles Keene and Tommy Vallejos (2)

**RESOLUTION TO PROVIDE ADDITIONAL FUNDING IN THE AMOUNT OF ONE
HUNDRED FIFTY THOUSAND DOLLARS (\$150,000.00) TO TWO RIVERS
CORPORATION (TRC), A FOUNDATION ACCORDING TO 501C(4)
OF THE INTERNAL REVENUE CODE**

WHEREAS, Two Rivers Corporation (TRC) is a joint venture between the City of Clarksville (City) and Montgomery County;

WHEREAS, the Montgomery County Commission deemed it in the public's interest to provide funding to the Two Rivers Corporation (TRC) in the fiscal year 2017-2018 budget; and


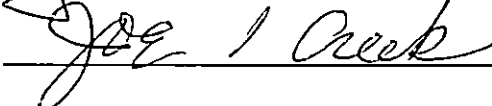

WHEREAS, the City has not provided operational funding for the TRC in the fiscal year 2017-2018 budget; and

WHEREAS, the County Commission considers it in the public's best interest to provide additional funding to the TRC in the amount of one hundred and fifty thousand dollars (\$150,000.00) to mitigate the loss of revenue from the City.

NOW, THEREFORE, BE IT RESOLVED by the Montgomery County Board of Commissioners assembled in Regular Session on this 9th day of October, 2017, that the County provide additional funding of one hundred fifty thousand dollars (\$150,000.00) to the TRC to be appropriated from the unassigned general fund.

NOW, THEREFORE, BE IT FURTHER RESOLVED that should the City, in the fiscal year 2017-2018, amend their budget to include operational funding to the TRC, then that amount should be paid back to the County.

Duly passed and approved this 9th day of October, 2017.

Sponsor 
Commissioner 
Approved 
County Mayor

Attested _____
County Clerk

17-9-3

Motion to Adopt by Commissioner Sokol, seconded by Commissioner Nichols.

On Motion by Commissioner Harper, seconded by Commissioner Gannon, to Defer until the next Informal Board of County Commissioners' Meeting on November 6, 2017.

On Motion to Amend by Commissioner Redd, seconded by Commissioner Brockman, to Amend the deferred date to May 14, 2018. The foregoing Motion to Amend Failed by the following roll call vote:

District	Commissioner	Vote	District	Commissioner	Vote	District	Commissioner	Vote
1	John M. Gannon	N	8	Ron J. Sokol	N	15	David Harper	N
2	Charles Keene	---	9	John M. Genis	N	16	Wallace Redd	Y
3	Ed Baggett	N	10	Martha Brockman	Y	17	Jason A. Hodges	N
4	Joe Weyant	N	11	Joe L. Creek	N	18	Monroe Gildersleeve	N
5	Robert Gibbs	N	12	Robert Nichols	N	19	Garland Johnson	N
6	Arnold Hodges	N	13	Audrey Tooley	N	20	Jerry Allbert	N
7	Brandon Butts	N	14	Tommy Vallejos	---	21	Larry Rocconi	---

Yeses – 2 Noes – 16 Abstentions – 0

ABSENT: Charles Keene and Tommy Vallejos (2)

The foregoing Motion made by Commissioner Harper, to Defer until the next Informal Board of County Commissioners' Meeting on November 6, 2017, was Approved by the following roll call vote:

District	Commissioner	Vote	District	Commissioner	Vote	District	Commissioner	Vote
1	John M. Gannon	Y	8	Ron J. Sokol	Y	15	David Harper	Y
2	Charles Keene	---	9	John M. Genis	Y	16	Wallace Redd	Y
3	Ed Baggett	Y	10	Martha Brockman	Y	17	Jason A. Hodges	Y
4	Joe Weyant	Y	11	Joe L. Creek	Y	18	Monroe Gildersleeve	Y
5	Robert Gibbs	Y	12	Robert Nichols	Y	19	Garland Johnson	Y
6	Arnold Hodges	Y	13	Audrey Tooley	Y	20	Jerry Allbert	Y
7	Brandon Butts	Y	14	Tommy Vallejos	---	21	Larry Rocconi	---

Yeses – 18 Noes – 0 Abstentions – 0

ABSENT: Charles Keene and Tommy Vallejos (2)

**RESOLUTION TO ADOPT AN INTERLOCAL AGREEMENT BETWEEN THE CITY
OF CLARKSVILLE AND MONTGOMERY COUNTY FOR JOINT FUNDING
FROM THE BUREAU OF JUSTICE ASSISTANCE (JAG) OF THE UNITED
STATES DEPARTMENT OF JUSTICE ON A JOINT AWARD OF
FEDERAL BYRNE JUSTICE ASSISTANCE GRANT FUNDS**

WHEREAS, the United States Department of Justice Bureau of Justice Assistance has awarded \$60,049.00 for fiscal year 2018 to be divided equally between the City of Clarksville and Montgomery County to support various mobile data and automation projects; and

WHEREAS, the City of Clarksville has agreed to provide Montgomery County \$30,025.00, without any matching requirements, from the Bureau of Justice Assistance Grant to be expended, in accordance with grant guidance.

NOW, THEREFORE, BE IT RESOLVED by the Montgomery County Board of Commissioners assembled in regular session this the 9th day of October, 2017, that Montgomery County hereby accepts \$30,025.00 from the United States Department of Justice, Bureau of Justice Assistance for the purposes herein stated and detailed in the MOU between the City of Clarksville and Montgomery County.

This resolution shall take effect upon its adoption.

Duly passed and approved this 9th day of October 2017.

Sponsor *Sheriff John S. Ford*

Commissioner *Joe A. Beck*

Approved *[Signature]*

County Mayor

Attest *Kellie A. Jackson*
County Clerk



**INTERLOCAL AGREEMENT BETWEEN THE CITY OF CLARKSVILLE, TN AND
THE COUNTY OF MONTGOMERY, TN
REGARDING THE
2017 BYRNE JUSTICE ASSISTANCE GRANT (JAG) PROGRAM AWARD**

This Agreement is made and entered into this ____ day of _____, 2017, by and between The COUNTY of Montgomery acting by and through its governing body, the County Commission, hereinafter referred to as COUNTY, and the CITY of Clarksville acting by and through its governing body, the City Council, hereinafter referred to as CITY, both of Montgomery County, State of Tennessee, witnesseth:

WHEREAS, a combined, disparate allocation of funds of \$60,049 from the JAG Program to the CITY and the COUNTY establishes the need for a joint JAG Program Award Application; and

WHEREAS, each governing body, in performing governmental functions or in paying for the performance of governmental functions hereunder, shall make that performance or those payments from current revenues legally available to that party; and

WHEREAS, each governing body finds that the performance of this Agreement is in the best interests of both parties, that the undertaking will benefit the public, and that the division of costs fairly compensates the performing party for the services or functions under this agreement; and

WHEREAS, the CITY agrees to provide the COUNTY \$30,025 from the JAG award for the Law Enforcement Program; and

WHEREAS, the CITY and COUNTY believe it to be in their best interests to reallocate the JAG funds,

NOW THEREFORE, the COUNTY and CITY agree as follows:

Section 1.

CITY agrees to reimburse COUNTY a total of \$30,025 of JAG funds based upon expenditure records supplied by the COUNTY to the CITY.

Section 2.

COUNTY agrees to use \$30,025 for the Law Enforcement Program no later than September 30, 2020.

Section 3.

Nothing in the performance of this Agreement shall impose any liability for claims against COUNTY other than claims for which liability may be imposed by the Tennessee Governmental Tort Liability Act.

Section 4.

Nothing in the performance of this Agreement shall impose any liability for claims against CITY other than claims for which liability may be imposed by the Tennessee Governmental Tort Liability Act.

Section 5.

The CITY shall serve as Applicant and Fiscal Agent for the 2017 JAG Program Application, shall advise the COUNTY of balance available information on a periodic basis, and shall prepare all reports. The COUNTY shall submit claims/requests for distribution of COUNTY share of funds to the CITY for payment processing and provide such summary information as may be required for periodic reports.

Section 6.

Each party to this agreement will be responsible for its own actions in providing services under this agreement and shall not be liable for any civil liability that may arise from the furnishing of the services by the other party.

Section 7.

The parties to this Agreement do not intend for any third party to obtain a right by virtue of this Agreement.

Section 8.

By entering into this Agreement, the parties do not intend to create any obligations express or implied other than those set out herein; further, this Agreement shall not create any rights in any party not a signatory hereto.

Section 9.

This interlocal agreement will become effective upon adoption of enabling resolutions by the governing bodies of both the COUNTY and the CITY, at which time the applicant shall proceed to accept the JAG grant award.

For the CITY OF CLARKSVILLE, TN:

Kim McMillan, Mayor

Date

For the COUNTY OF MONTGOMERY, TN

Jim Durrett, Mayor

Date

17-10-1

On Motion to Adopt by Commissioner Butts, seconded by Commissioner Sokol, the foregoing Resolution was Adopted by the following roll call vote:

District	Commissioner	Vote	District	Commissioner	Vote	District	Commissioner	Vote
1	John M. Gannon	Y	8	Ron J. Sokol	Y	15	David Harper	Y
2	Charles Keene	---	9	John M. Genis	Y	16	Wallace Redd	Y
3	Ed Baggett	Y	10	Martha Brockman	Y	17	Jason A. Hodges	Y
4	Joe Weyant	Y	11	Joe L. Creek	Y	18	Monroe Gildersleeve	Y
5	Robert Gibbs	Y	12	Robert Nichols	Y	19	Garland Johnson	Y
6	Arnold Hodges	Y	13	Audrey Tooley	Y	20	Jerry Allbert	Y
7	Brandon Butts	Y	14	Tommy Vallejos	---	21	Larry Rocconi	---

Yeses – 18 Noes – 0 Abstentions – 0

ABSENT: Charles Keene and Tommy Vallejos (2)

**RESOLUTION TO APPROVE AND TRANSMIT A LETTER TO THE TENNESSEE
DEPARTMENT OF TRANSPORTATION TO PROVIDE AN UPDATE ON THE
COUNTY'S EFFORTS TOWARD OUTLINING THE DEVELOPMENT
OF AN ADA TRANSITION PLAN AND SELF-EVALUATION**

WHEREAS, the Federal Highway Administration, Tennessee Division, requires the State of Tennessee Department of Transportation (TDOT) to ensure every city and county with fifty (50) or more employees has an ADA Transition Plan and Self-Evaluation in order to receive transportation funding; and

WHEREAS, TDOT has provided the County with the deadlines for submission of compliance documentation; and

WHEREAS, the County has complied with the first deadline (December 2016) regarding naming a qualified ADA Coordinator, providing TDOT with the coordinator's contact information, and publishing an ADA grievance procedure; and

WHEREAS, the second deadline (December 2017) is approaching which requires a written letter from the County Mayor outlining the County's development of an ADA Transition Plan, which letter must be approved by County Commission; and

WHEREAS, the attached letter provides the County's 2017 update toward outlining the development of an ADA Transition Plan.

NOW, THEREFORE, BE IT RESOLVED by the Montgomery County Board of Commissioners assembled in Regular Session on this 9th day of October, 2017, that the attached letter to the Tennessee Department of Transportation Bureau of Engineering regarding the County's 2017 update toward outlining the development of an ADA Transition Plan is hereby approved.

Duly passed and approved this 9th day of October, 2017.

Sponsor

Nicholas B. Powell

Commissioner

[Signature]

Approved

[Signature]

County Mayor

Attested

Kelli A. Jackson
County Clerk





Montgomery County Government

Jim Durrett
County Mayor

1 Millennium Plaza, Suite 205
P.O. Box 368
Clarksville, Tennessee 37041-0368

Phone: (931) 648-5787
Fax: (931) 553-5177
mayordurrett@mcgtn.net

October 9, 2017

Mr. Paul D. Degges, Deputy Commissioner/Chief Engineer
State of Tennessee Department of Transportation
Bureau of Engineering
Suite 700, James K. Polk Building
505 Deaderick Street
Nashville, TN 37243

Re: Americans with Disabilities Act (ADA) Transition Plan Development

Dear Mr. Degges:

Montgomery County is committed to compliance with the Americans with Disabilities Act of 1990 (ADA) and the companion legislation, the Rehabilitation Act of 1973, specifically Section 504 of that Act. As required by Title II of the ADA, Montgomery County Government is currently in the process of conducting a self-evaluation of its facilities and will use that recorded data to develop a thorough Transition Plan detailing how Montgomery County will ensure all facilities, services, programs, and activities are accessible to all individuals.

In October 2016, Montgomery County named Amanda Bush the ADA Coordinator for Montgomery County. By the end of November 2016, Montgomery County had publicly posted an official ADA notice as well as provided electronic access to our Grievance Procedure and Grievance Form through a dedicated website link established for Montgomery County ADA compliance in January 2017. This information can be found at <https://mcgtn.org/engineer/ada-compliance>. At the point that the Transition Plan is completed, that document will be available on this website as well.

After months of planning by our County Engineering Department, Montgomery County began completing self-evaluations and inspection reports of our facilities in June 2017 to use as the foundation for the upcoming Transition Plan. A publicly advertised introductory public meeting was held on May 22, 2017 to offer the public a platform to ask questions or bring forth concerns to the department. This meeting helped to create contacts with other agencies and to clarify questions that were asked.

We have been in contact with our Clarksville Montgomery County School System (CMCSS) staff that are responsible for their own ADA compliance and upkeep. CMCSS has completed a similar self-evaluation process in the past and are continually improving and addressing any past or newly discovered items as budgeting allows. We have also reached out to

our Montgomery County Highway Department for their opinion and review of their own highway and sidewalk system. The current stance of the Highway Department is that all of their roadways and sidewalks are up to date. Sidewalks are not required by code within the County so they are installed at the developer's discretion and are then taken over by each Homeowner's Association. These two County departments will be excluded from our current self-evaluation and transition plan for these reasons.

Going forward, Montgomery County will continue using its own staff in completing self-evaluations of its facilities over the next 12 months and will have a completed Transition Plan no later than the required Tennessee Department of Transportation deadline of December 2019. Once the Transition Plan has been fully completed, a budget evaluation will begin for any areas or items that need to be remediated, per the prioritization schedule that will be included within the plan. Montgomery County is dedicated to making sure the implementation of the plan will be monitored for years to come to ensure accessibility to all persons, regardless of disability. Modifications will be made to the plan as needed with any new legislation that may change requirements or codes.

For any additional information, please contact the Montgomery County ADA Coordinator Ms. Amanda Bush at agbush@mcgtn.net.

Sincerely,

Jim Durrett
Montgomery County Mayor

17-10-2

On Motion to Adopt by Commissioner Brockman, seconded by Commissioner J. Hodges,
the foregoing Resolution was Adopted by the following roll call vote:

District	Commissioner	Vote	District	Commissioner	Vote	District	Commissioner	Vote
1	John M. Gannon	Y	8	Ron J. Sokol	Y	15	David Harper	Y
2	Charles Keene	---	9	John M. Genis	Y	16	Wallace Redd	Y
3	Ed Baggett	Y	10	Martha Brockman	Y	17	Jason A. Hodges	Y
4	Joe Weyant	Y	11	Joe L. Creek	Y	18	Monroe Gildersleeve	Y
5	Robert Gibbs	Y	12	Robert Nichols	Y	19	Garland Johnson	Y
6	Arnold Hodges	Y	13	Audrey Tooley	Y	20	Jerry Allbert	Y
7	Brandon Butts	Y	14	Tommy Vallejos	---	21	Larry Rocconi	---

Yeses – 18 Noes – 0 Abstentions – 0

ABSENT: Charles Keene and Tommy Vallejos (2)

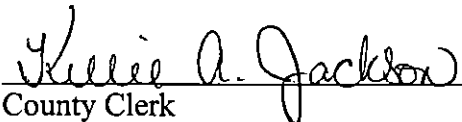
County Clerk's Report
October 9, 2017

Comes Kellie A. Jackson, County Clerk, Montgomery County, Tennessee, and presents the County Clerk's Report for the month of September, 2017.

I hereby request that the persons named on the list of new applicants to the office of Notary Public be elected. The Oaths of the Sheriff's Deputies, Deputy County Clerks, and Deputy Assessors are approved as taken.

This report shall be spread upon the minutes of the Board of County Commissioners.

This the 9th day of October, 2017.


County Clerk



OATHS OF DEPUTIES SHERIFF

NAME	OFFICE	DATE
Rebecca Erickson	Deputy Sheriff	09/21/2017
McKenzie Knotts	Deputy Sheriff	09/21/2017
Dajuan Little	Deputy Sheriff	09/21/2017
John Phillips	Deputy Sheriff	09/21/2017
Chris Proctor	Deputy Sheriff	09/21/2017

OATHS OF DEPUTIES COUNTY CLERK

NAME	OFFICE	DATE
Lynn F. Dallas	Deputy County Clerk	09/18/2017
Cynthia J. Gray	Deputy County Clerk	10/02/2017

OATHS OF DEPUTIES ASSESSOR

NAME	OFFICE	DATE
Gregory Andrew Adler	Deputy Assessor	09/25/2017
Jennifer L. Blankenship	Deputy Assessor	09/25/2017
Carla W. Gibbs	Deputy Assessor	09/25/2017
Perri Russell	Deputy Assessor	09/25/2017

MONTGOMERY COUNTY CLERK
KELLIE A JACKSON COUNTY CLERK
350 PAGEANT LANE SUITE 502
CLARKSVILLE TN 37040
Telephone 931-648-5711
Fax 931-572-1104

Notaries to be elected October 09,2017

NAME	HOME ADDRESS AND PHONE	BUSINESS ADDRESS AND PHONE
1. A LARRY ALLISON	2870 PORT ROYAL RD ADAMS TN 37010 931 358 3916	2870 PORT ROYAL RD ADAMS TN 37010 931 206 1234
2. WINNIE L BAGLEY	1584 HICKORY POINT RD CLARKSVILLE TN 37043 931 362 4791	1584 HICKORY POINT RD CLARKSVILLE TN 37043 931 362 4791
3. BEN BONDS	522 W POINT DR CLARKSVILLE TN 37043 931 801 6278	2050 LOWES DR CLARKSVILLE TN 37040 931 431 6800
4. MICHAEL CHANEY	547 CROSSROADS SCHOOL RD CADIZ KY 42211 931 494 1842	305 DOVER ROAD CLARKSVILLE TN 37042 931 552 6722
5. LESLIE MARIE CHIODINI	2713 TRELAWNY DRIVE CLARKSVILLE TN 37043 931 801 6056	PO BOX 487 CLARKSVILLE TN 37041 931 896 1800
6. AMANDA COCANOUGHER	319 ACADEMY AVE APT B CLARKSVILLE TN 37040 931 801 9771	127 SOUTH 3RD STREET CLARKSVILLE TN 37040 931 645 9900
7. JANET COOKSEY	3061 WESTCHESTER DR. CLARKSVILLE TN 37043 931-358-3145	111 SOUTH THIRD ST. CLARKSVILLE TN 37040 931-552-6990
8. ROBERT COPELAND	66 UNION ST CLARKSVILLE TN 37040 931-933-1817	124 FRANKLIN ST CLARKSVILLE TN 37040
9. DEBORAH P CUMMINGS	313 TURNBERRY CIRCLE CLARKSVILLE TN 37043 931-206 3577	612 GRACEY AVE CLARKSVILLE TN 37040 931 920 7808
10. TAYLOR KRISTIN DAHL	1006 POST CT CLARKSVILLE TN 37043 931 241 7237	124 FRANKIN ST 37040 931 683 0018
11. LAURA DENONCOUR	793 SMITH BRANCH RD CLARKSVILLE TN 37042 931 624 3791	1986 FT CAMPBELL BLVD CLARKSVILLE TN 37042 931 245 3168
12. ULRIKE EAKIN	288 IVY BEND CIRCLE CLARKSVILLE TN 37043 417-217-0623	1488 TINY TOWN RD STE 2B CLARKSVILLE TN 37042 931 551 9289

MONTGOMERY COUNTY CLERK
KELLIE A JACKSON COUNTY CLERK
350 PAGEANT LANE SUITE 502
CLARKSVILLE TN 37040
Telephone 931-648-5711
Fax 931-572-1104

Notaries to be elected October 09,2017

NAME	HOME ADDRESS AND PHONE	BUSINESS ADDRESS AND PHONE
13. STACY FITTING	339 LOCKERT PLACE CLARKSVILLE TN 37043 931 801 8497	2235 CARDINAL LANE CLARKSVILLE TN 37043 931 645 1403
14. KAITLYN MARIE FLOYD	1169 WOODBRIDGE DR CLARKSVILLE TN 37042 727-453-1660	127 STHIRD ST CLARKRANGE TN 37040 9316459900
15. CONNIE S FREEMAN	3920 TYLER BROWN DR CLARKSVILLE TN 37040 931 220 1345	1430 MADISON ST CLARKSVILLE TN 37040 931 920 1540
16. AIMEE T FRIER	2624 MARYMONT DR CLARKSVILLE TN 37042 920-889-9697	1600 MADISON ST CLARKSVILLE TN 37043 9319206512
17. KIMBERLY ANN GOINS	3230. QUINCY LANE CLARKSVILLE TN 37043 615-848-3952	151 RICHVIEW RD. CLARKSVILLE TN 37043 931-648-5690
18. ANGELA R HENSON	1091 GARRETTSBURG ROAD CLARKSVILLE TN 37042 931 645 2966	710 N SECOND STRET CLARKSVILLE TN 37040 931 647 6311
19. NICOLE B HOFFMAN ROACH	1121 HILLIARD LN CLARKSVILLE TN 37042 850 791 9637	1488 TINY TOWN RD STE 0203 CLARKSVILLE TN 37042 931 551 9289
20. PAMELA L JOHNSON	2875 JIM TOYLOR RD WOODLAWN TN 37191 931 237 2052	2050 LOWES DRIVE CLARKSVILLE TN 37040 931 431 2235
21. M FRANKLIN KOELLEIN JR	1183 WALNUT GROVE RD DICKSON TN 37055 615 441 4602	233 A DUNBAR CAVE RD CLARKSVILLE TN 37043 931 552 6000
22. JOSHUA M LILL	230 JOHN DUKE TYLER BLVD CLARKSVILLE TN 37040 931-237-3460	1488 TINY TOWN RD. CLARKSVILLE TN 37042 931-551-9289
23. BRIANA MARSHALL	525 PATRIOT PARK CT UNIT D CLARKSVILLE TN 37042 706 993 5359	128 PUBLIC SQUARE CLARKSVILLE TN 37040 931 245 4357
24. DEANNA MINTON	1408 AMBLESIDE DRIVE CLARKSVILLE TN 37040 931 906 8108	121 SOUTH THIRD STREET CLARKSVILLE TN 37040 931 647 1501

MONTGOMERY COUNTY CLERK
KELLIE A JACKSON COUNTY CLERK
350 PAGEANT LANE SUITE 502
CLARKSVILLE TN 37040
Telephone 931-648-5711
Fax 931-572-1104

Notaries to be elected October 09, 2017

NAME	HOME ADDRESS AND PHONE	BUSINESS ADDRESS AND PHONE
25. DUDLEY F MOERING	1331 WENNONA DRIVE CLARKSVILLE TN 37042 931 561 0262	BLDG A 2ND FL 6601 CENTENNIAL NASHVILLE TN 37243 615 350 4223
26. MELISSA G PARKER	600 SHALIMAR DR CLARKSVILLE TN 37042 931 980 4769	3130 A OLD SANGO RD CLARKSVILLE TN 37043 931 320 4907
27. JAMES M PARRY	2115 CHESTER HARRIS RD WOODLAWN TN 37191 931 648 1201	ONE GEICO CENTER MACON GA 31295 931 624 9368
28. AUSTIN PEAY	1745 RIVERHAVEN DRIVE ADAMS TN 37010 931 320 5294	121 S 3RD STREET CLARKSVILLE TN 37040 931 647 1501
29. NICOLE R. PORTER	2635 MARYMONT DR. CLARKSVILLE TN 37042 502-229-7288	1960 MADISON ST. SUITE J CLARKSVILLE TN 37043 931-905-1997
30. BRIAN PRICE	691 ANDESON ROAD CLARKSVILLE TN 37043 931 358 9607	412 FRANKLIN ST CLARKSVILLE TN 37040 931 648 8005
31. CARLIE PAXTON RHODES	105 SOLID ROCK COURT UNIT B CLARKSVILLE TN 37042 731-780-2672	308 S. SECOND ST. CLARKSVILLE TN 37040 931-552-1480
32. ASHLEY LYNNE SELLERS	1448 MCCAN DR CLARKSVILLE TN 37043 931 241 1568	1641 WILMA RUDOLPH BLVD CLARKSVILLE TN 37040 931 648 1196
33. JAMES L SHELLEY	429 CRANKLEN CIRCLE CLARKSVILLE TN 37042 615 337 0017	1925 A FORT CAMPBELL BLVD CLARKSVILLE TN 37042 931 645 3111
34. KAREN SHELTON	539 TRACY LANE CLARKSVILLE TN 37040 931 278 1309	1215 21ST AVE SOUTH TOWER STE NASHVILLE TN 37201 615 322 4683
35. GREGORY V. SMITH	1993 WAYNICK DR. CLARKSVILLE TN 37043 931-645-5300	298 WARFIELD DR UNIT B CLARKSVILLE TN 37043 931 494 7131
36. KARI MARTELLI TURNER	1317 GARRETTSBURG ROAD CLARKSVILLE TN 37042 931 624 7744	710 N 2ND ST CLARKSVILLE TN 37040 931 647 6311

MONTGOMERY COUNTY CLERK
KELLIE A JACKSON COUNTY CLERK
350 PAGEANT LANE SUITE 502
CLARKSVILLE TN 37040
Telephone 931-648-5711
Fax 931-572-1104

Notaries to be elected October 09,2017

NAME	HOME ADDRESS AND PHONE	BUSINESS ADDRESS AND PHONE
37. STEPHANIE NICOLE VANCE	425 SIERRA CT. CLARKSVILLE TN 37040 931-444-4906	1488 TINY TOWN RD. CLARKSVILLE TN 37042 931-551-9289
38. PAULA R WHITE	258 IVY BEND CIR CLARKSVILLE TN 37043 931-431-2183	2050 LOWES DR CLARKSVILLE TN 37042 8284488158
39. SONJA L. WILLIAMS	1881 TIMBERLINE WAY CLARKSVILLE TN 37042 931-436-7426	1430 MADISON ST. CLARKSVILLE TN 37040 9319201537
40. JACKIE WILSON	546 DONNA DR CLARKSVILLE TN 37042 931 494 4511	305 DOVER RD CLARKSVILLE TN 37042 931 522 6722
41. ROBIN P WILSON	468 GEORGETOWN RD. CLARKSVILLE TN 37043 931-216-4903	151 RICHVIEW RD. CLARKSVILLE TN 37043 931-648-5690
42. DEBORAH K WRIGHT	3201 FLINT RIDGE RD PALMYRA TN 37142 931-326-5609	1379 ASHLAND CITY RD CLARKSVILLE TN 37040 931-647-7966
43. JORDAN WYATT	142 ROB RD APT B CLARKSVILLE TN 37040 931 472 4540	331 C2 UNION DR CLARKSVILLE TN 37040 931 645 5544

County Clerk's Report

On Motion to Adopt by Commissioner Creek, seconded by Commissioner Tooley, the foregoing County Clerk's Report was Approved by the following roll call vote:

District	Commissioner	Vote	District	Commissioner	Vote	District	Commissioner	Vote
1	John M. Gannon	Y	8	Ron J. Sokol	Y	15	David Harper	Y
2	Charles Keene	---	9	John M. Genis	Y	16	Wallace Redd	Y
3	Ed Baggett	Y	10	Martha Brockman	Y	17	Jason A. Hodges	Y
4	Joe Weyant	Y	11	Joe L. Creek	Y	18	Monroe Gildersleeve	Y
5	Robert Gibbs	Y	12	Robert Nichols	Y	19	Garland Johnson	Y
6	Arnold Hodges	Y	13	Audrey Tooley	Y	20	Jerry Allbert	Y
7	Brandon Butts	Y	14	Tommy Vallejos	---	21	Larry Rocconi	---

Yeses – 18 Noes – 0 Abstentions – 0

ABSENT: Charles Keene and Tommy Vallejos (2)

**MONTGOMERY COUNTY, TENNESSEE
OFFICE OF THE SHERIFF
ANNUAL FINANCIAL REPORT
FOR THE YEAR ENDED JUNE 30, 2017**


ACCOUNT NO.	DESCRIPTIONS	BEGINNING BALANCE	ADJ +/-	RECEIPTS	TRANSFERS IN	DISBURSEMENTS	TRANSFERS OUT	ENDING BALANCE
21500	DUE TO OTHER FUNDS							
11110	TRAVEL EXPENSE	\$ 4,957.00		\$ 4,000.00	\$ -	\$ (4,000.00)	\$ -	\$ 4,957.00
	CASH BONDS-JAIL	\$ 1,570.00		\$ 427,584.00		\$ (427,584.00)		\$ 1,570.00
	CIVIL PROCESS			\$ 60,354.31		\$ (60,354.31)		\$ -
	FINGERPRINTS/BEER CARDS	\$ 25.00		\$ 3,610.00		\$ (3,610.00)		\$ 25.00
	ACCIDENT REPORTS	\$ 25.00		\$ 588.00		\$ (588.00)		\$ 25.00
	HANDGUN PERMITS	\$ -		\$ 10,455.00		\$ (10,455.00)		\$ -
	INFORMANT MONEY	\$ 240.00				\$ (40.00)		\$ 200.00
	ALCOHOL STING MONEY	\$ 947.87						\$ 947.87
43395	SOR	\$ 25.00		\$ 20,100.00		\$ (20,100.00)		\$ 25.00
	DRIVERS LICENSE REINSTATE	\$ -		\$ 1,525.00		\$ (1,525.00)		\$ -
	STORAGE FEES			\$ 2,180.00		\$ (2,180.00)		
	RESTITUTION	\$ -		\$ -		\$ -		\$ -
	DRUG CONTROL SEIZURE-CASH			\$ 18,643.00		\$ (18,643.00)		
23000	DUE TO STATE OF TENNESSEE							
24000	DUE TO COUNTY TRUSTEE							
25000	DUE TO CITIES							
26000	DUE TO LITIGANTS, HEIRS, OTHERS							
29900	FEE AND COMMISSION ACCOUNT							
	TOTAL	\$7,789.87	\$0.00	\$549,039.31	\$0.00	-\$549,079.31	\$0.00	\$7,749.87

SUMMARY OF ASSETS

CASH	<u>\$7,789.87</u>	
RECEIVABLES	<u> </u>	
BANK (Commisary)	<u> </u>	
TOTAL	<u>\$7,789.87</u>	

<u>\$7,749.87</u>
<u> </u>
<u> </u>
<u>\$7,749.87</u>

This report is submitted in accordance with requirements of section 5-8-505, and/or 67-5-1902, Tennessee Code Annotated, and to the best of my knowledge, information and belief accurately reflects transactions of this office for the year ended June 30, 2017.

Signature 

6/30/2017

John S. Fuson, Sheriff, Montgomery County

This report is to be filed with the County Mayor, County Clerk and Accounts & Budgets Office. No later than Aug 31st of the year.

REPORT ON DEBT OBLIGATION
(Pursuant to Tennessee Code Annotated Section 9-21-151)

1. Public Entity: Name: <u>Montgomery County, Tennessee</u> Address: <u>1 Millenium Plaza, Suite 200</u> <u>Clarksville, Tennessee 37041-0368</u> Debt Issue Name: <u>General Obligation Refunding and Public Improvement Bonds, Series 2017</u> <small>If disclosing initially for a program, attach the form specified for updates, indicating the frequency required.</small>																			
2. Face Amount: <u>\$ 50,490,000.00</u> Premium/Discount: <u>\$ 10,120,427.70</u>																			
3. Interest Cost: <u>2.3324 %</u> <input checked="" type="checkbox"/> Tax-exempt <input type="checkbox"/> Taxable <input checked="" type="checkbox"/> TIC <input type="checkbox"/> NIC <input type="checkbox"/> Variable: Index _____ plus _____ basis points; or <input type="checkbox"/> Variable: Remarketing Agent _____ <input type="checkbox"/> Other: _____																			
4. Debt Obligation: <input type="checkbox"/> TRAN <input type="checkbox"/> RAN <input type="checkbox"/> CON <input type="checkbox"/> BAN <input type="checkbox"/> CRAN <input type="checkbox"/> GAN <input checked="" type="checkbox"/> Bond <input type="checkbox"/> Loan Agreement <input type="checkbox"/> Capital Lease <small>If any of the notes listed above are issued pursuant to Title 9, Chapter 21, enclose a copy of the executed note with the filing with the Office of State and Local Finance ("OSLF").</small>																			
5. Ratings: <input type="checkbox"/> Unrated Moody's _____ Standard & Poor's <u>AA+</u> Fitch _____																			
6. Purpose: <table border="1" style="width: 100%; border-collapse: collapse; margin-top: 10px;"> <thead> <tr style="background-color: #f2f2f2;"> <th style="width: 40%;"></th> <th style="width: 10%;"></th> <th style="width: 50%;">BRIEF DESCRIPTION</th> </tr> </thead> <tbody> <tr> <td><input checked="" type="checkbox"/> General Government</td> <td style="text-align: center;"><u>24.58</u> %</td> <td><u>Financing various capital improvements in the County</u></td> </tr> <tr> <td><input checked="" type="checkbox"/> Education</td> <td style="text-align: center;"><u>26.03</u> %</td> <td><u>Financing new school projects in the County</u></td> </tr> <tr> <td><input type="checkbox"/> Utilities</td> <td style="text-align: center;">_____ %</td> <td>_____</td> </tr> <tr> <td><input type="checkbox"/> Other</td> <td style="text-align: center;">_____ %</td> <td>_____</td> </tr> <tr> <td><input checked="" type="checkbox"/> Refunding/Renewal</td> <td style="text-align: center;"><u>49.39</u> %</td> <td><u>Refunding GO School and Pub Imp Bonds, Series 2011</u></td> </tr> </tbody> </table>				BRIEF DESCRIPTION	<input checked="" type="checkbox"/> General Government	<u>24.58</u> %	<u>Financing various capital improvements in the County</u>	<input checked="" type="checkbox"/> Education	<u>26.03</u> %	<u>Financing new school projects in the County</u>	<input type="checkbox"/> Utilities	_____ %	_____	<input type="checkbox"/> Other	_____ %	_____	<input checked="" type="checkbox"/> Refunding/Renewal	<u>49.39</u> %	<u>Refunding GO School and Pub Imp Bonds, Series 2011</u>
		BRIEF DESCRIPTION																	
<input checked="" type="checkbox"/> General Government	<u>24.58</u> %	<u>Financing various capital improvements in the County</u>																	
<input checked="" type="checkbox"/> Education	<u>26.03</u> %	<u>Financing new school projects in the County</u>																	
<input type="checkbox"/> Utilities	_____ %	_____																	
<input type="checkbox"/> Other	_____ %	_____																	
<input checked="" type="checkbox"/> Refunding/Renewal	<u>49.39</u> %	<u>Refunding GO School and Pub Imp Bonds, Series 2011</u>																	
7. Security: <input checked="" type="checkbox"/> General Obligation <input type="checkbox"/> General Obligation + Revenue/Tax <input type="checkbox"/> Revenue <input type="checkbox"/> Tax Increment Financing (TIF) <input type="checkbox"/> Annual Appropriation (Capital Lease Only) <input type="checkbox"/> Other (Describe): _____																			
8. Type of Sale: <input checked="" type="checkbox"/> Competitive Public Sale <input type="checkbox"/> Interfund Loan _____ <input type="checkbox"/> Negotiated Sale <input type="checkbox"/> Loan Program _____ <input type="checkbox"/> Informal Bid																			
9. Date: Dated Date: <u>09/20/2017</u> Issue/Closing Date: <u>09/20/2017</u>																			

REPORT ON DEBT OBLIGATION

(Pursuant to Tennessee Code Annotated Section 9-21-151)

10. Maturity Dates, Amounts and Interest Rates *:

Year	Amount	Interest Rate	Year	Amount	Interest Rate
2018	\$ 1,390,000.00	5.0000 %	2029	\$ 1,410,000.00	4.0000 %
2019	\$ 865,000.00	5.0000 %	2030	\$ 1,465,000.00	4.0000 %
2020	\$ 905,000.00	5.0000 %	2031	\$ 1,525,000.00	4.0000 %
2021	\$ 955,000.00	5.0000 %	2032	\$ 1,590,000.00	4.0000 %
2022	\$ 1,000,000.00	5.0000 %	2033	\$ 1,645,000.00	4.0000 %
2023	\$ 1,050,000.00	5.0000 %	2034	\$ 1,710,000.00	4.0000 %
2024	\$ 1,110,000.00	5.0000 %	2035	\$ 1,780,000.00	4.0000 %
2025	\$ 6,785,000.00	5.0000 %	2036	\$ 1,855,000.00	4.0000 %
2026	\$ 7,475,000.00	5.0000 %	2037	\$ 1,920,000.00	4.0000 %
2027	\$ 6,995,000.00	5.0000 %		\$	%
2028	\$ 7,060,000.00	5.0000 %		\$	%

If more space is needed, attach an additional sheet.

If (1) the debt has a final maturity of 31 or more years from the date of issuance, (2) principal repayment is delayed for two or more years, or (3) debt service payments are not level throughout the retirement period, then a cumulative repayment schedule (grouped in 5 year increments out to 30 years) including this and all other entity debt secured by the same source **MUST BE PREPARED AND ATTACHED**. For purposes of this form, debt secured by an ad valorem tax pledge and debt secured by a dual ad valorem tax and revenue pledge are secured by the same source. Also, debt secured by the same revenue stream, no matter what lien level, is considered secured by the same source.

* This section is not applicable to the Initial Report for a Borrowing Program.

11. Cost of Issuance and Professionals:☐ No costs or professionals

	AMOUNT (Round to nearest \$)	FIRM NAME
Financial Advisor Fees	\$ 65,000	PFM Financial Advisors
Legal Fees	\$ 0	
Bond Counsel	\$ 55,000	Bass, Berry & Sims PLC
Issuer's Counsel	\$ 0	
Trustee's Counsel	\$ 0	
Bank Counsel	\$ 0	
Disclosure Counsel	\$ 0	
Paying Agent Fees	\$ 1,050	U.S. Bank National Association (incl. escrow agent fees)
Registrar Fees	\$ 0	
Trustee Fees	\$ 0	
Remarketing Agent Fees	\$ 0	
Liquidity Fees	\$ 0	
Rating Agency Fees	\$ 30,000	Standard & Poor's
Credit Enhancement Fees	\$ 0	
Bank Closing Costs	\$ 0	
Underwriter's Discount 0.23 %		
Take Down	\$ 118,590	Piper Jaffray & Co.
Management Fee	\$ 0	
Risk Premium	\$ 0	
Underwriter's Counsel	\$ 0	
Other expenses	\$ 0	
Printing and Advertising Fees	\$ 1,750	Wold Printing, Ipree
Issuer/Administrator Program Fees	\$ 0	
Real Estate Fees	\$ 0	
Sponsorship/Referral Fee	\$ 0	
Other Costs	\$ 31,450	Miscellaneous, Verification Agent & Escrow Bidding Agent
TOTAL COSTS	\$ 302,840	

REPORT ON DEBT OBLIGATION

{Pursuant to Tennessee Code Annotated Section 9-21-151}

12. Recurring Costs:☐ No Recurring Costs

Remarketing Agent
 Paying Agent / Registrar
 Trustee
 Liquidity / Credit Enhancement
 Escrow Agent
 Sponsorship / Program / Admin
 Other _____

AMOUNT
 (Basis points/\$)

700

FIRM NAME
 (If different from #11)

U.S. Bank National Association

13. Disclosure Document / Official Statement:☐ None Prepared☒ EMMA link<https://emma.msrb.org/ES1044389-ES816320-ES1217659.pdf> or☐ Copy attached**14. Continuing Disclosure Obligations:**

Is there an existing continuing disclosure obligation related to the security for this debt?

☒ Yes☐ No

Is there a continuing disclosure obligation agreement related to this debt?

☒ Yes☐ NoIf yes to either question, date that disclosure is due Annually June 30Name and title of person responsible for compliance Jeff Taylor - Dir. Accounts & Budgets**15. Written Debt Management Policy:**

Governing Body's approval date of the current version of the written debt management policy

11/14/2011

Is the debt obligation in compliance with and clearly authorized under the policy?

☒ Yes☐ No**16. Written Derivative Management Policy:**☒ No derivative

Governing Body's approval date of the current version of the written derivative management policy _____

Date of Letter of Compliance for derivative _____

Is the derivative in compliance with and clearly authorized under the policy?

☐ Yes☐ No**17. Submission of Report:**

To the Governing Body:

on _____

and presented at public meeting held on _____

Copy to Director to OSLF:

on _____

either by:

☐ Mail to:

OR

☒ Email to:

505 Deaderick Street, Suite 1600
 James K. Polk State Office Building
 Nashville, TN 37243-1402

StateAndLocalFinance.PublicDebtForm@rot.tn.gov**18. Signatures:****AUTHORIZED REPRESENTATIVE****PREPARER**

Name

Jim DurrettLillian M. Blackshear

Title

County MayorAttorney

Firm

mayordurrett@mcgtn.netBass, Berry & Sims PLC

Email

mayordurrett@mcgtn.netlblackshear@bassberry.com

Date

09/20/201709/20/2017

**Montgomery County, Tennessee
Office of Trustee
Monthly Financial Report
For the Month Ending 9/30/2017**

ASSET		Beginning Balance	Debits	Credits	Ending Balance
999-11120	CASH ON HAND	1,300.00	10,868,782.58	10,868,782.58	1,300.00
999-11130-001	CASH IN BANK-BANK OF AMERICA	707.47			707.47
999-11130-003	F & M BANK-TAX PAYMENTS	1,598,824.05	610.29	1,500,000.00	97,434.34
999-11130-009	PLANTERS BANK-MMA(TAX ACCOUNT)	1.00			1.00
999-11130-008	CUMBERLAND BK - TAX ACCOUNT	1,730,850.45	1,102.53	1,700,000.00	31,958.98
999-11130-022	PLANTERS BANK-OTHER CNTY GOVT CC	182,261.52	33,484.83	18,489.20	197,258.15
999-11130-025	LEGENDS BANK - BI-COUNTY FEES	10,000.00	83,378.13	83,378.13	10,000.00
999-11130-028	PLANTERS BANK -209	3,092.35	4,289.96	370.46	7,011.87
999-11130-027	REGIONS - OPERATING	18,405,823.57	102,559,954.87	105,145,703.17	13,820,074.47
999-11130-028	REGIONS - MCG CLEARING	0.00	4,381,189.80	4,381,189.80	0.00
999-11130-029	REGIONS - SCHOOL CLEARING	0.00	9,385,955.75	9,385,955.75	0.00
999-11300-001	PLANTERS BANK MMA-101	101,647.25	21.58		101,668.83
999-11300-002	PLANTERS BANK CD-101	5,317,462.36	4,068.05		5,321,528.41
999-11300-004	LEGENDS BANK - 207	5,849,651.22	74,887.38		5,924,338.60
999-11300-005	PLANTERS BANK-DEPOSIT ACCT	21,259,038.29	848,192.53	9,955.74	22,066,175.08
999-11300-011	SYNOVUS - SHARED CD - 101	14,515,492.73	7,463.26		14,522,955.99
999-11300-014	PLANTERS BANK MMA-101	1,985,229.62	584.77	1,985,814.39	0.00
999-11300-016	CAPSTAR BANK CDARS-101	15,449,784.28	11,879.68		15,461,663.92
999-11300-019	LOCAL GOVT INVESTMENT POOL 101	46,844.05	39.38		46,883.44
999-11300-026	BANK OF NASHVILLE / SYNOVUS	3,779,741.82	1,235.87		3,780,977.69
999-11300-027	CAPITAL BANK - CDARS	19,284,942.71	13,848.72	5,000,000.00	14,298,791.43
999-11300-028	REGIONS - CAPITAL PROJECTS	4,281,835.61	29,133,750.34	500,000.00	32,915,585.95
999-11300-029	REGIONS - GO PUBLIC IMPROVEMENT	2,637,260.50	5,689.87		2,643,160.37
999-11300-030	REGIONS - WORKER'S COMP	840,711.69	1,880.77		842,592.48
999-11300-035	REGIONS - E911	430,939.96	984.08		431,904.02
999-11300-036	REGIONS - EMS HANKOOK	307,013.26	686.82		307,700.08
999-11300-037	REGIONS - DEBT SERVICE	216,036.91	31,024,654.66	31,024,171.36	216,520.21
999-11300-038	REGIONS - UNEMPLOYMENT TRUST	115,882.43	259.24		116,141.67
999-11300-039	REGIONS - DTF	103,544.14	231.64		103,775.78
999-11300-040	HILLIARD LYONS	15,053,945.05			15,053,948.05
999-11300-041	2016A G.O. PUBLIC IMPROVEMENT BOND	3,504,697.40	2,695.38		3,507,392.78
999-11405	CHECKS WITH INSUFFICIENT FUNDS	2,465.53			2,465.53
999-11410	STATE OF TN TAX RELIEF CURR YR.	3,614.00	1,522.00	1,701.00	3,435.00
999-11515	MONTGOMERY COUNTY RELIEF	0.00	262.00		0.00
999-11890	MORTGAGE CLEARING	0.00			0.00
		135,019,628.20	168,431,571.95	171,585,770.58	151,865,329.57

LIABILITY		Beginning Balance	Debits	Credits	Ending Balance
101-21353	PLANNING COMMISSION	0.00			0.00
101-21550	DUE TO LITIGANTS HEIRS AND OTHERS	0.00			0.00
999-20040	EXCESS LAND SALE PAYMENTS 2004	25,830.63			25,830.63
999-20120	EXCESS LAND SALE PAYMENTS 2012	399.21			399.21
999-20130	EXCESS LAND SALE PAYMENTS 2013	141,162.29			141,162.29
999-20140	EXCESS LAND SALE PAYMENTS 2014	54,426.72			54,426.72
999-22200	OVERPAYMENTS	7,891.09	759.17	1,348.85	8,480.57
999-24105	CREDIT CARD FEES	494.43	494.43		0.00
999-26500	STOP PAYMENTS	0.00			0.00
999-27700	TRUSTEE'S HOLDING ACCOUNT	0.00			0.00
999-28310	UNDISTRIBUTED TAXES	0.00			0.00
999-29900	FEE/COMMISSION ACCOUNT	109,801.74	109,116.55	96,208.11	96,893.30
101	COUNTY GENERAL FUND	20,228,760.34	6,545,461.68	3,127,889.35	16,811,188.02
122	DRUG CONTROL FUND	111,140.93	3,654.65	1,650.14	108,936.42
131	GENERAL ROAD FUND	3,317,866.55	754,101.27	698,923.31	3,262,688.59
141	GENERAL PURPOSE SCHOOL FUND	30,579,175.27	25,725,821.34	24,018,325.62	28,872,579.55
142	SCHOOL FEDERAL PROJECTS FUND	2,020,641.82	1,315,359.55	855,655.06	1,360,937.43
143	CHILD NUTRITION FUND	6,093,668.72	1,583,966.75	7,435.99	4,537,137.96
144	SCHOOL SYSTEM TRANS FUND	2,151,763.21	1,537,147.54	1,155,012.05	1,769,647.73
146	EXTENDED SCHOOL PROGRAM FUND	162,661.49	1,400.00	10,425.00	171,686.49
151	DEBT SERVICE FUND	33,304,768.29	5,622,319.44	981,124.37	28,683,573.22
171	CAPITAL PROJECTS FUND	11,827,647.96	3,225,583.11	30,671,070.00	39,573,134.85
177	EDU CAPITAL PROJECTS FUND	2,464,824.05	218,081.94		2,246,742.11
204	E911 COMMUNICATION DIST.	1,863,776.47	210,723.50	53,221.63	1,626,274.60
207	BI-COUNTY LANDFILL	5,457,074.49	1,194,871.12	921,069.63	5,183,173.00
209	LIBRARY FUND	480,633.53	179,653.80	553,479.57	855,459.30
263	SELF INSURANCE TRUST FUND	13,408,973.34	4,629,937.33	6,444,233.74	15,223,269.75
266	WORKERS' COMPENSATION	642,345.49	31,104.55	16,384.30	627,625.24
287	UNEMPLOYMENT COMPENSATION	38,274.64	8,888.00	9,888.00	38,274.64
351	CITY OF CLARKSVILLE - SALES TAX	0.00	2,780,108.68	2,780,108.68	0.00
356	CITY OF CLARKSVILLE	0.00			0.00
362	MGC RAIL AUTHORITY	2,674.89	131.13	1.27	2,545.03
363	JUDICIAL DISTRICT DRUG FUND	282,798.88	8,459.36	15,991.95	290,331.45
364	DISTRICT ATTORNEY FUND	70,231.45	8,003.91	903.73	63,131.27
365	PORT AUTHORITY	50,000.00			50,000.00
		135,019,528.20	55,675,548.80	72,521,360.17	151,865,329.57

This report is submitted in accordance with requirements of section 5-8-505,
and/or 67-5-1802, Tennessee Code Annotated, and to the best of my knowledge,
information and belief accurately reflects transactions of this office for the year ended June 30, 2016.

Brenda L. Rodden 10/6/17
Signature Date

Montgomery County Trustee
Title

COMPARISON OF HOTEL OCCUPANCY TAX COLLECTIONS										
MONTH	1999	2000	2001	2002	2003	2004	2005	2006	2007	2008
JANUARY	\$ 27,098.84	\$ 30,533.18	\$ 48,458.76	\$50,828.98	\$ 65,230.13	\$ 72,800.02	\$ 78,874.92	\$ 63,103.00	\$ 73,675.57	\$ 80,603.04
FEBRUARY	\$ 29,909.16	\$ 30,389.03	\$ 47,751.41	\$53,770.38	\$ 69,380.09	\$ 91,527.44	\$ 67,626.09	\$ 63,689.44	\$ 71,126.97	\$ 78,321.88
MARCH	\$ 31,464.65	\$ 32,987.23	\$ 56,924.49	\$54,806.34	\$ 90,121.20	\$ 103,994.62	\$ 70,053.21	\$ 65,063.08	\$ 78,796.55	\$ 83,799.10
APRIL	\$ 36,921.57	\$ 39,278.27	\$ 64,682.11	\$75,899.40	\$ 94,829.04	\$ 92,468.13	\$ 102,342.68	\$ 99,137.03	\$ 112,761.36	\$ 122,941.33
MAY	\$ 45,431.12	\$ 40,659.75	\$ 67,111.76	\$71,882.71	\$ 91,093.92	\$ 96,224.80	\$ 90,741.56	\$ 85,506.62	\$ 103,205.69	\$ 90,117.49
JUNE	\$ 41,300.90	\$ 40,705.58	\$ 67,033.52	\$78,332.61	\$ 84,166.25	\$ 91,007.71	\$ 100,085.45	\$ 89,668.92	\$ 135,081.86	\$ 106,604.47
JULY	\$ 43,822.68	\$ 43,848.22	\$ 71,259.56	\$88,829.01	\$ 88,224.67	\$ 90,974.37	\$ 110,606.98	\$ 94,808.25	\$ 136,085.79	\$ 95,500.92
AUGUST	\$ 51,914.05	\$ 82,607.67	\$ 80,724.48	\$103,831.95	\$ 111,787.39	\$ 114,839.93	\$ 126,860.91	\$ 99,007.81	\$ 128,691.23	\$ 106,602.50
SEPTEMBER	\$ 45,085.51	\$ 77,573.12	\$ 75,928.35	\$71,760.72	\$ 89,163.84	\$ 88,227.22	\$ 103,528.65	\$ 93,998.21	\$ 122,277.00	\$ 94,452.48
OCTOBER	\$ 62,586.96	\$ 78,223.81	\$ 64,421.97	\$67,912.08	\$ 71,058.32	\$ 85,219.87	\$ 103,329.13	\$ 120,964.50	\$ 115,299.73	\$ 83,620.66
NOVEMBER	\$ 42,478.02	\$ 67,894.53	\$ 70,109.29	\$68,664.15	\$ 77,700.65	\$ 90,975.56	\$ 93,726.35	\$ 95,136.90	\$ 132,492.92	\$ 100,329.52
DECEMBER	\$ 37,644.94	\$ 54,665.88	\$ 64,491.24	\$65,970.79	\$ 71,088.08	\$ 87,086.86	\$ 88,085.13	\$ 93,788.01	\$ 89,362.16	\$ 116,462.45
YEARLY TOTAL	\$ 495,658.40	\$ 619,366.27	\$ 778,896.94	\$852,489.12	\$ 1,003,863.58	\$ 1,105,346.53	\$1,135,861.06	\$1,063,871.77	\$ 1,298,856.83	\$ 1,159,355.84
MONTH	2009	2010	2011	2012	2013	2014	2015	2016	2017	2018
JANUARY	\$ 87,058.36	\$ 98,797.30	\$ 93,568.93	\$ 122,959.56	\$ 101,963.52	\$ 106,908.64	\$ 118,820.77	\$ 113,056.55	\$ 114,268.84	
FEBRUARY	\$ 103,484.37	\$ 122,425.01	\$ 98,617.91	\$ 130,592.70	\$ 84,950.58	\$ 111,395.05	\$ 108,102.01	\$ 105,945.34	\$ 114,189.67	
MARCH	\$ 106,133.80	\$ 97,223.36	\$ 123,655.30	\$ 130,540.42	\$ 89,897.89	\$ 107,789.42	\$ 97,758.36	\$ 122,221.56	\$ 111,730.41	
APRIL	\$ 131,183.50	\$ 147,129.46	\$ 141,216.66	\$ 166,930.70	\$ 121,011.20	\$ 172,086.66	\$ 168,753.98	\$ 154,016.56	\$ 160,436.24	
MAY	\$ 124,347.50	\$ 140,099.75	\$ 148,155.80	\$ 145,100.30	\$ 114,744.33	\$ 137,305.59	\$ 163,656.94	\$ 159,382.00	\$ 165,458.19	
JUNE	\$ 128,926.73	\$ 156,904.04	\$ 165,434.81	\$ 156,556.28	\$ 149,278.38	\$ 149,761.84	\$ 167,364.58	\$ 173,701.26	\$ 171,984.70	
JULY	\$ 138,948.38	\$ 155,002.42	\$ 166,721.40	\$ 142,543.24	\$ 139,764.87	\$ 155,951.38	\$ 163,931.64	\$ 182,334.33	\$ 181,262.97	
AUGUST	\$ 138,546.34	\$ 159,398.89	\$ 189,029.54	\$ 144,944.86	\$ 138,508.95	\$ 141,828.40	\$ 183,006.76	\$ 193,937.40	\$ 244,700.44	
SEPTEMBER	\$ 110,943.01	\$ 139,077.22	\$ 183,172.65	\$ 137,762.39	\$ 126,496.85	\$ 134,695.73	\$ 138,037.06	\$ 183,545.89	\$ 200,094.86	
OCTOBER	\$ 103,998.14	\$ 106,852.14	\$ 150,626.03	\$ 136,406.87	\$ 118,284.80	\$ 131,945.61	\$ 137,714.25	\$ 156,101.99		
NOVEMBER	\$ 117,095.86	\$ 111,906.42	\$ 169,407.63	\$ 139,934.80	\$ 136,540.36	\$ 159,367.06	\$ 162,825.42	\$ 168,948.08		
DECEMBER	\$ 107,900.37	\$ 110,667.80	\$ 151,081.34	\$ 112,969.35	\$ 124,889.36	\$ 120,067.79	\$ 148,644.37	\$ 135,623.41		
YEARLY TOTAL	\$ 1,398,566.36	\$1,545,483.81	\$ 1,780,688.00	\$1,667,241.47	\$ 1,448,331.09	\$ 1,629,103.17	\$1,756,616.14	\$ 1,848,814.37	\$ 1,464,126.32	\$ -
						Brenda E. Radford, Montgomery County Trustee				
						10/6/2017				

COMPARISON OF HOTEL OCCUPANCY TAX COLLECTIONS										
MONTH	1999	2000	2001	2002	2003	2004	2005	2006	2007	2008
JANUARY	\$ 27,098.84	\$ 30,533.18	\$ 48,458.76	\$50,828.98	\$ 65,230.13	\$ 72,800.02	\$ 78,874.92	\$ 63,103.00	\$ 73,675.57	\$ 80,603.04
FEBRUARY	\$ 29,909.16	\$ 30,389.03	\$ 47,751.41	\$53,770.38	\$ 68,380.09	\$ 91,527.44	\$ 67,626.09	\$ 63,689.44	\$ 71,126.97	\$ 78,321.88
MARCH	\$ 31,464.65	\$ 32,987.23	\$ 56,924.49	\$54,806.34	\$ 58,121.20	\$ 103,994.62	\$ 70,053.21	\$ 65,063.08	\$ 78,796.55	\$ 83,789.10
APRIL	\$ 36,821.57	\$ 39,278.27	\$ 64,682.11	\$75,899.40	\$ 64,829.04	\$ 92,468.13	\$ 102,342.68	\$ 99,137.03	\$ 112,761.36	\$ 122,941.33
MAY	\$ 45,431.12	\$ 40,659.75	\$ 67,111.76	\$71,882.71	\$ 91,093.92	\$ 96,224.80	\$ 90,741.56	\$ 85,506.62	\$ 103,205.69	\$ 90,117.49
JUNE	\$ 41,300.90	\$ 40,705.58	\$ 67,033.52	\$78,332.61	\$ 64,186.25	\$ 91,007.71	\$ 100,085.45	\$ 89,668.92	\$ 135,081.86	\$ 106,604.47
JULY	\$ 43,822.68	\$ 43,848.22	\$ 71,259.56	\$88,829.01	\$ 88,224.67	\$ 90,974.37	\$ 110,606.98	\$ 94,808.25	\$ 136,085.79	\$ 95,500.92
AUGUST	\$ 51,914.05	\$ 82,607.67	\$ 80,724.48	\$103,831.95	\$ 111,787.39	\$ 114,839.93	\$ 126,860.91	\$ 99,007.81	\$ 128,691.23	\$ 106,602.50
SEPTEMBER	\$ 45,085.51	\$ 77,573.12	\$ 75,928.35	\$71,760.72	\$ 89,163.84	\$ 88,227.22	\$ 103,528.65	\$ 93,998.21	\$ 122,277.00	\$ 94,452.48
OCTOBER	\$ 62,586.96	\$ 78,223.81	\$ 64,421.97	\$67,912.08	\$ 71,058.32	\$ 85,219.87	\$ 103,329.13	\$ 120,964.50	\$ 115,299.73	\$ 83,620.66
NOVEMBER	\$ 42,478.02	\$ 67,894.53	\$ 70,109.29	\$68,664.15	\$ 77,700.65	\$ 90,975.56	\$ 93,726.35	\$ 95,136.90	\$ 132,492.92	\$ 100,329.52
DECEMBER	\$ 37,644.94	\$ 54,665.88	\$ 64,491.24	\$65,970.79	\$ 71,088.08	\$ 87,086.86	\$ 88,085.13	\$ 93,788.01	\$ 89,362.16	\$ 116,462.45
YEARLY TOTAL	\$ 495,658.40	\$ 619,366.27	\$ 778,896.94	\$852,489.12	\$ 1,005,863.58	\$ 1,105,346.53	\$1,135,861.06	\$ 1,063,871.77	\$ 1,298,856.83	\$ 1,159,355.84
MONTH	2009	2010	2011	2012	2013	2014	2015	2016	2017	2018
JANUARY	\$ 87,058.36	\$ 98,797.30	\$ 93,568.93	\$ 122,959.56	\$ 101,963.52	\$ 106,908.64	\$ 118,820.77	\$ 113,056.55	\$ 114,268.84	
FEBRUARY	\$ 103,484.37	\$ 122,425.01	\$ 98,617.91	\$ 130,592.70	\$ 84,950.58	\$ 111,395.05	\$ 108,102.01	\$ 105,945.34	\$ 114,189.67	
MARCH	\$ 106,133.80	\$ 97,223.36	\$ 123,655.30	\$ 130,540.42	\$ 89,897.89	\$ 107,789.42	\$ 97,758.36	\$ 122,221.56	\$ 111,730.41	
APRIL	\$ 131,183.50	\$ 147,129.46	\$ 141,216.66	\$ 166,930.70	\$ 127,011.20	\$ 172,086.66	\$ 168,753.98	\$ 154,016.56	\$ 160,436.24	
MAY	\$ 124,347.50	\$ 140,099.75	\$ 148,155.80	\$ 145,100.30	\$ 114,744.33	\$ 137,305.59	\$ 163,656.94	\$ 159,382.00	\$ 165,458.19	
JUNE	\$ 128,926.73	\$ 156,904.04	\$ 165,434.81	\$ 156,556.28	\$ 149,278.38	\$ 149,761.84	\$ 167,364.58	\$ 173,701.26	\$ 171,984.70	
JULY	\$ 138,948.38	\$ 155,002.42	\$ 166,721.40	\$ 142,543.24	\$ 139,764.87	\$ 155,951.38	\$ 163,931.64	\$ 182,333.43	\$ 181,262.97	
AUGUST	\$ 138,546.34	\$ 159,398.89	\$ 189,029.54	\$ 144,944.86	\$ 139,508.95	\$ 141,828.40	\$ 183,006.76	\$ 193,937.40	\$ 244,700.44	
SEPTEMBER	\$ 110,943.01	\$ 139,077.22	\$ 183,172.65	\$ 137,762.39	\$ 129,496.85	\$ 134,695.73	\$ 136,037.06	\$ 1		

CLARKSVILLE-MONTGOMERY COUNTY										
SALES TAX COLLECTIONS COMPARISON REPORT										
	2007-2008	2008-2009	2009-2010	2010-2011	2011-2012	2012-2013	2013-2014	2014-2015	2015-2016	2016-2017
July	\$ 3,851,625.57	\$ 3,807,908.75	\$ 3,944,322.43	\$ 3,973,449.15	\$ 4,368,524.95	\$ 4,969,328.68	\$ 4,610,593.54	\$ 4,852,678.91	\$ 5,168,417.10	\$ 5,108,887.39
August	\$ 4,048,062.83	\$ 3,969,101.90	\$ 4,155,944.24	\$ 4,485,348.58	\$ 4,365,279.31	\$ 4,770,982.11	\$ 4,742,043.02	\$ 5,021,678.21	\$ 5,207,421.78	\$ 5,488,585.29
September	\$ 3,697,338.74	\$ 3,591,425.40	\$ 3,765,577.37	\$ 4,044,918.09	\$ 4,687,426.40	\$ 4,458,831.11	\$ 4,419,749.47	\$ 4,702,911.95	\$ 5,180,576.80	\$ 5,168,524.78
October (August Coll.)	\$ 3,813,108.63	\$ 3,666,073.38	\$ 3,836,157.44	\$ 3,971,998.55	\$ 5,337,736.53	\$ 4,615,095.98	\$ 4,466,644.01	\$ 4,728,833.37	\$ 4,864,832.93	\$ 5,153,508.18
November	\$ 3,900,630.43	\$ 3,614,756.11	\$ 3,824,985.82	\$ 3,943,598.18	\$ 5,120,107.11	\$ 4,634,486.72	\$ 4,613,925.43	\$ 4,903,526.36	\$ 5,121,809.98	\$ 5,382,914.73
December	\$ 3,476,063.68	\$ 3,479,758.37	\$ 3,746,233.68	\$ 3,865,625.08	\$ 4,668,853.03	\$ 4,330,938.36	\$ 4,538,509.17	\$ 4,800,598.96	\$ 4,805,275.18	\$ 5,035,853.77
January	\$ 3,782,928.31	\$ 3,911,901.46	\$ 3,918,328.61	\$ 3,978,924.86	\$ 4,936,179.84	\$ 4,575,580.98	\$ 4,681,693.42	\$ 5,011,973.14	\$ 5,151,710.36	\$ 5,319,404.23
February	\$ 4,792,942.94	\$ 4,984,794.05	\$ 5,220,113.70	\$ 5,316,606.81	\$ 6,261,020.97	\$ 5,624,805.48	\$ 5,928,617.84	\$ 6,595,642.69	\$ 6,735,732.86	\$ 7,131,134.54
March	\$ 3,158,680.40	\$ 3,529,385.22	\$ 3,579,055.71	\$ 3,519,094.43	\$ 4,247,079.33	\$ 3,885,858.93	\$ 4,043,956.23	\$ 4,367,324.16	\$ 4,503,712.84	\$ 4,734,698.38
April	\$ 3,351,393.11	\$ 3,738,282.75	\$ 3,801,787.78	\$ 3,944,756.92	\$ 4,803,176.86	\$ 4,286,888.78	\$ 4,580,279.94	\$ 4,341,404.11	\$ 4,911,278.37	\$ 4,594,902.21
May	\$ 3,814,407.26	\$ 4,044,427.55	\$ 4,305,644.93	\$ 4,527,749.91	\$ 5,310,119.72	\$ 4,751,487.50	\$ 4,933,619.42	\$ 5,157,153.72	\$ 5,522,250.32	\$ 5,755,448.68
June	\$ 3,543,826.22	\$ 3,833,299.78	\$ 4,050,116.50	\$ 4,365,430.36	\$ 4,774,273.97	\$ 4,546,342.21	\$ 4,722,890.55	\$ 4,942,895.82	\$ 5,182,876.37	\$ 5,536,547.51
TOTAL	\$ 45,231,008.12	\$ 46,171,114.72	\$ 48,148,168.21	\$ 49,937,500.92	\$ 58,879,778.02	\$ 55,450,626.84	\$ 56,282,522.04	\$ 59,426,621.10	\$ 62,355,894.89	\$ 64,410,409.69
Increase/Decrease	(\$525,338.19)	\$940,106.60	\$ 1,977,053.49	\$ 1,789,332.71	\$ 8,942,277.10	(\$3,429,151.18)	\$ 831,895.20	\$ 3,144,099.06	\$ 2,929,273.79	\$ 2,054,514.80
MONTH	2017-2018	2018-2019	2019-2020	2020-2021	2021-2022	2022-2023	2023-2024	2024-2025	2025-2026	2026-2027
July	\$ 5,593,532.25									
August	\$ 5,679,437.81									
September	\$ 5,386,830.74									
October										
November										
December										
January										
February										
March										
April										
May										
June										
Total	\$ 16,659,800.80	\$ -	\$ -	\$ -	\$ -	\$ -	\$ -	\$ -	\$ -	\$ -
		\$ (16,659,800.80)	\$ -	\$ -	\$ -	\$ -	\$ -	\$ -	\$ -	\$ -

Brenda E. Radford, Montgomery County Trustee, September 25, 2017

Events that mark Notable Change in Clarksville/Montgomery County Sales Tax Revenue

Dec., 2007-The Worst Recession since the Great Depression began

June, 2009-Official Ending of the Worst Recession since the Great Depression

October, 2010-"This is the Slowest and Feeblest Recovery in the U.S.A.'s History."-Steve Forbes

First Quarter, 2011-4/8/13/11 WSJ called the US Economy "The Incredible Shrinking Recovery"-The US Economy appears to have grown by little more than 1.5% in the 1st Qtr., well below the 4% annualized most expected back in January.

It is no coincidence that bank earnings have been retreating as well. Inflation/Stagflation, in the 3 months ending Feb., 2011, was running at an annualized rate of 5.6% and does not come close to compensating investors with their current low interest rate of .00%-25%.

WSJ-"Great Symbolic Blow" 8/6/11-America Gets Downgraded from AAA+ to AA+ by Standard & Poor-now 18 countries in the world have a better credit rating than the U.S.A.

Jan. 2013-THE NEW YORK TIMES Matthew Bishop "The latest green shoots of recovery in the United States already show signs of turning brown." Paul Krugman "Without a radical change in economic policy in both the United States and Europe, the likeliest outcome is a prolonged depression, perhaps not as 'great' as in the 1930's but with clear similarities, above all in the immense human cost of needlessly high unemployment."

Jan. 14, 2013 Hemlock Semiconductor LLC delays the start up of the Clarksville facility.

For Calendar Year 2013-Economists are predicting a 1.4% GDP

October 14, 2013, Hankook Tire coming to Clarksville with 1,800 direct jobs and build an \$800million manufacturing facility in Clarksville/Montgomery County

December 16, 2014-Fort Campbell uncertainty and Hemlock to close permanently. Leaf Chronicle

FISCAL YEAR	EVENT
2007-2008	Presidential Election/Housing Crisis/Banking/Stock Market/Interest Rates Decline/The Big
2007-2008	Operation Enduring Freedom
9/2008	\$200 Bil. Federal Bailout of Fannie & Freddie, Lehman Chap. 11, Merrill bought by BoFA, AIG loaned \$850

Clarksville/Montgomery County Sales Tax Distribution Monthly Comparison Report

FY 2007-2008 Totals	\$	11,068,305.39	2	31,260,284.87	\$	2,902,417.86	\$	45,231,008.12
FY 2008-2009 Totals	\$	11,282,434.89	2	31,923,859.91	\$	2,964,819.92	\$	46,171,114.72
FY 2009-2010 Totals	\$	11,762,260.45	2	33,293,704.75	\$	3,092,203.01	\$	48,148,168.21
FY 2010-2011 Totals	\$	12,160,832.28	2	34,564,521.72	\$	3,212,146.92	\$	49,937,500.92
FY 2011-2012 Totals	\$	14,489,406.12	2	40,622,715.82	\$	3,767,656.08	\$	58,879,778.02
FY 2012-2013 Totals	\$	13,594,753.04	2	38,301,020.55	\$	3,554,853.25	\$	55,450,626.84
FY 2013-2014 Totals	\$	13,814,065.84	2	38,862,274.65	\$	3,606,181.55	\$	56,282,522.04
FY 2014-15 Totals	\$	14,858,237.03	2	42,383,019.92	\$	3,250,983.25	\$	60,492,240.20
FY 2015-16 Totals	\$	16,056,308.82	2	46,365,733.92	\$	155,485.94	\$	62,577,528.68
FY 2016-17 Totals	\$	16,672,053.56	2	48,246,975.49	\$	166,878.05	\$	65,085,907.10

2017-18 Totals by Month	City of Clarksville	School Operations	School Debt Service	Total Monthly Sales Tax
<i>July (actual)</i>	\$ 1,390,054.34	2 3,984,852.33	\$ 11,924.07	\$ 5,386,830.74
August				\$ -
September				\$ -
October				\$ -
November				\$ -
December				\$ -
January				\$ -
February				\$ -
March				\$ -
April				\$ -
May				\$ -
June				\$ -
TOTALS	\$ 1,390,054.34	2 3,984,852.33	\$ 11,924.07	\$ 5,386,830.74

Respectfully submitted: Brenda E. Radford, Montgomery County Trustee, September 25, 2017

	A	B	C	D	E	F	G	H	I	J	K	L	M
	MONTH/YEAR/TYPE	2009 REAL/PP*	2009 PU*	2010 REAL/PP	2010 PU	2011 REAL/PP	2011 PU	2012 REAL/PP	2012 PU	2013 REAL/PP	2013 PU	2014 REAL/PP*	2014 PU*
1	TAX AGGREGATE	\$ 85,582,737.00	\$ 2,144,663.00	\$ 85,609,822.00	\$ 2,200,393.00	\$ 95,675,228.00	\$ 2,409,430.00	\$ 100,803,506.00	\$ 2,395,766.00	\$ 101,983,739.00	\$ 2,405,758.00	**\$107,158,299.00	\$ 2,430,287.00
2	September	\$ 268,032.44		\$ 340,060.85		\$ 443,903.87		\$ 373,989.98		\$ 487,778.45		\$ 177,229.61	
3	October -08 CITY CHG DEL	\$ 1,515,896.20		\$ 2,281,911.58		\$ 3,030,648.43		\$ 928,144.02		\$ 820,552.38		\$ 738,905.48	
4	November	\$ 3,346,449.55		\$ 3,055,116.25		\$ 2,600,508.13		\$ 4,948,175.21		\$ 7,398,656.65		\$ 5,111,286.57	
5	December -07-Recession Beg	\$ 36,522,841.91		\$ 38,106,329.22		\$ 43,276,367.08		\$ 44,763,151.68		\$ 44,259,356.03		\$ 48,480,386.49	
6	COLLECTION AMT.	\$ 41,653,220.10	\$ -	\$ 43,783,417.90	\$ -	\$ 49,351,427.51	\$ -	\$ 51,013,460.89	\$ -	\$ 52,966,343.51	\$ -	\$ 54,507,808.15	\$ -
7	COLLECTION %	48.67%	-	51.73% Assessor adj.	-	51.54% Assessor adj.	-	pending	pending	52.14% Assessor Adj.	pending	53.00% Assessor Adj.	pending
8	January	\$ 3,437,138.31	\$ 42,484.00	\$ 3,397,043.35	\$ 670,441.00	\$ 5,125,759.65	\$ 26,985.00	\$ 5,977,809.01		\$ 5,905,910.11		\$ 5,914,511.45	
9	February	\$ 31,060,443.79	\$ 2,028,495.00	\$ 31,498,224.47	\$ 1,482,770.00	\$ 33,551,496.81	\$ 2,218,939.00	\$ 30,717,601.53	\$ 2,297,137.00	\$ 34,055,402.58	\$ 2,246,478.00	\$ 30,221,562.21	\$ 1,862,657.00
10	COLLECTION AMT.	\$ 76,150,802.20	\$ 2,070,979.00	\$ 78,678,685.72	\$ 2,153,211.00	\$ 88,028,683.97	\$ 2,245,924.00	\$ 87,708,871.43	\$ 2,297,137.00	\$ 92,927,656.20	\$ 2,246,478.00	\$ 90,643,881.81	\$ 1,862,657.00
11	COLLECTION %	88.98%	96.57%	92.11% Assessor adj.	97.86%	91.97%	85.73%	pending	pending	92.11% Assessor Adj.	91.97%	88.36% Assessor Adj.	97.86%
12	March	\$ 1,867,893.86	\$ 54,230.37	\$ 1,496,127.39	\$ 19,391.42	\$ 1,702,256.06	\$ 121,564.79	\$ 4,837,938.02	\$ 71,601.00	\$ 2,782,389.45	\$ 154,752.00	\$ 5,536,778.46	\$ 551,541.30
13	April	\$ 657,885.02	\$ 2,035.63	\$ 487,787.51	\$ 3,090.58	\$ 724,135.38	\$ 7,565.84	\$ 908,665.94	\$ 174.00	\$ 840,403.52	\$ 1,038.00	\$ 645,048.55	\$ 1,964.70
14	May	\$ 880,575.87		\$ 929,178.09		\$ 810,458.67	\$ 16,054.37	\$ 540,844.48		\$ 785,268.25		\$ 419,104.84	
15	June	\$ 563,371.65		\$ 481,954.87		\$ 401,756.53	\$ 10,796.00	\$ 219,309.00		\$ 473,302.76		\$ 733,565.58	
16	July	\$ 311,831.36		\$ 378,158.82	\$ 18,366.00	\$ 376,764.66		\$ 513,475.61		\$ 114,724.84		\$ 463,457.89	
17	August	\$ 351,433.01		\$ 447,314.17		\$ 455,245.02	\$ 185.00	\$ 106,360.83		\$ 253,660.46		\$ 253,881.79	
18	COLLECTION AMT.	\$ 80,783,792.97	\$ 2,127,245.00	\$ 82,893,206.57	\$ 2,194,059.00	\$ 92,499,300.29	\$ 2,402,090.00	\$ 94,835,465.31	\$ 2,368,912.00	\$ 97,983,774.05.48	\$ 2,402,268.00	\$ 98,695,718.92	\$ 2,416,163.00
19	COLLECTION %	96.18% Assessor adj.	99.1878%	97.26% Assessor adj.	99.54% Assessor adj.	96.88% Assessor adj.	99.70%	96.12% Assessor adj.	99.046% Assessor Adj.	97.31% Assessor Adj.	99.85% Assessor Adj.	%	%
20													
21													
22	MONTH/YEAR/TYPE	2015 REAL/PP	2015 PU	2016 REAL/PP	2016 PU	2017 REAL/PP	2017 PU	2018 REAL/PP	2018 PU	2019 REAL/PP	2019 PU	2020 REAL/PP	2020 PU
23	TAX AGGREGATE	\$ 108,215,418.00	\$ 2,687,277.00	\$ 111,746,986.00	\$ 2,799,129.00								
24	September	\$ 285,129.07		\$ 286,343.60									
25	October -08 CITY DELQ	\$ 333,545.46		\$ 233,363.30									
26	November -DATE CHG.	\$ 3,967,717.32		\$ 5,488,528.36									
27	December -07-Recession Beg	\$ 50,285,146.70		\$ 52,741,109.09	\$ 6,332.00								
28	COLLECTION AMT.	\$ 54,871,538.55	\$ -	\$ 58,749,244.35	\$ 6,332.00	0 \$		\$ -	\$ -	\$ -	\$ -	\$ -	\$ -
29	COLLECTION %	50.71% Assessor adj.		52.57% Assessor adj.	22% Assessor adj.								
30	January	\$ 8,595,554.00	\$ 149,913.00	\$ 8,805,200.97	\$ 129,558.00								
31	February	\$ 32,663,586.88	\$ 2,157,783.00	\$ 35,163,592.68	\$ 2,295,306.00								
32	COLLECTION AMT.	\$ 96,130,679.43	\$ 2,307,696.00	\$ 102,718,138.00	\$ 2,431,196.00	0 \$		\$ -	\$ -	\$ -	\$ -	\$ -	\$ -
33	COLLECTION %			92.12% Assessor adj.	86.86%								
34	March	\$ 5,072,756.57	\$ 272,895.58	\$ 2,616,672.27	\$ 289,336.00								
35	April	\$ 792,807.58	\$ 24,667.26	\$ 701,783.28									
36	May	\$ 492,464.08	\$ 68,903.94	\$ 510,859.19									
37	June	\$ 821,362.24	\$ 227.16	\$ 638,833.65									
38	July	\$ 523,843.70		\$ 712,843.32									
39	August	\$ 343,124.65		\$ 257,796.26									
40	COLLECTION AMT.	\$ 104,177,038.65	\$ 2,674,389.94	\$ 108,156,925.97	\$ 2,720,532.00	0 \$		\$ -	\$ -	\$ -	\$ -	\$ -	\$ -
41	COLLECTION %	96.01% Assessor adj.	99.52% Assessor adj.	97.13% Assessor adj.	97.70% Assessor adj.	%	%	%	%	%	%	%	%
42	Respectfully Submitted: Brenda Emerson Radford, Montgomery County TN Trustee, 9/15/2017					ATTN: The Total Collection Amount and Total % is not amended or updated after August of the respective year.					**= Re-Appraisal Year.		
43	The Tax Aggregate is the beginning Tax Year Tax Aggregate. Unless otherwise noted, the Tax Aggregate number does not reflect any changes to the Tax Aggregate due to Assessor's Office or TN. Div. of Property Assessments for Assessment Appeals, Decreases, Increases, Rollbacks, Back Assessments/Re-Assessments, Prorations and Splits and Personal Property Audits.												
44													

MONTGOMERY COUNTY TRUSTEE'S OFFICE										
INVESTMENTS-AUGUST, 2017 INTEREST REPORT										
FUND NAME	FUND CODE	ACCOUNT NUMBER	BANK NAME	INVESTMENT	ACCRUED INTEREST	INTEREST	TOTAL INVESTED	APY%	Maturity Date	INVESTMENT INFORMATION
COUNTY GENERAL FUND	101	11130-003	F&M BANK/TAX RECEIPTS	\$ 1,596,824.05	\$ 610.29		\$ 1,597,434.34	0.45		
COUNTY GENERAL FUND	101	11130-006	PLANTERS BANK/TAX RECEIPTS	\$ 1.00	\$ -		\$ 1.00	0.25		
COUNTY GENERAL FUND	101	11130-008	CUMB. BK. & TRUST/TAX RECEIPTS	\$ 1,730,856.45	\$ 1,102.53		\$ 1,731,958.98	0.75		
ANIMAL CONTROL/EMS	101	11130-022	PLANTERS BANK-OTHER CNT	\$ 182,261.52	\$ 1.45		\$ 182,262.97	0.01		
CLARKSVILLE MO. CO. PUBLIC	209	11130-026	PLANTERS BANK	\$ 3,092.35	\$ 0.20		\$ 3,092.55			Account Opened February 2016
COUNTY GENERAL FUND	101	11300-001	PLANTERS BANK MMA	\$ 50,899.87	\$ 10.81		\$ 50,910.68	0.25		
2011 G.O. SCHOOL & PUBLIC IM	151	11300-001	PLANTERS BANK MMA	\$ 50,747.38	\$ 10.77		\$ 50,758.15	0.25		
COUNTY GENERAL FUND	101	11300-002	PLANTERS BANK CD	\$ 6,317,482.38	\$ 4,066.05		\$ 6,321,548.41	0.90		
BI-COUNTY LANDFILL	207	11300-004	LEGENDS BANK Business Reser	\$ 5,849,651.22	\$ 3,980.29		\$ 5,853,631.51	0.84		Acct includes daily sweeps from a non-interest bearing Bi-County User Fees Acct #10037026
COUNTY OPERATING ACCOUNT	ALL	11300-006	PLANTERS BANK	\$ 21,259,938.29	\$ 25,821.65		\$ 21,285,759.94	1.46		
COUNTY GENERAL FUND	101	11300-011	STEPHENS INC.	\$ 14,515,492.73	\$ 7,463.26		\$ 14,522,955.99	1.19	variable	
COUNTY GENERAL FUND	101	11300-014	PLANTERS BANK	\$ 1,460,553.43	\$ 310.14		\$ 1,460,863.57	0.25		
2011 G.O. SCHOOL & PUBLIC IM	151	11300-014	PLANTERS BANK	\$ 524,676.19	\$ 111.42		\$ 524,787.61	0.25		
COUNTY GENERAL FUND	101	11300-016	RAYMOND JAMES/CAPSTAR C	\$ 15,449,764.26	\$ 11,879.66		\$ 15,461,643.92	1.00		Blended Rate
COUNTY GENERAL FUND	101	11300-019	LGIP	\$ 46,844.05	\$ 39.39		\$ 46,883.44	0.39		
COUNTY GENERAL FUND	101	11300-026	BANK OF NASHVILLE/SYNOWU	\$ 3,779,741.82	\$ 1,235.87		\$ 3,781,977.69	0.96		Opened March 2016 (APY% is Portfolio Low & High Yield)
COUNTY GENERAL FUND	101	11300-027	CAPITAL BANK - CDARS	\$ 19,284,942.71	\$ 13,848.72		\$ 19,298,791.43	0.90		Opened March 2016 - Add'l \$M invested at 0.7 in May '17
DEBT SERVICE FUND	151	11300-028	REGIONS BANK	\$ 3,496,451.87	\$ 7,344.34		\$ 3,503,796.21	1.10		Opened April 2016 - Interest will always post one month behind
CAPITAL PROJECTS	171	11300-028	REGIONS BANK	\$ 778,039.40	\$ -		\$ 778,039.40	1.10		Opened April 2016 - Interest will always post one month behind
CAPITAL PROJECTS	171	11300-029	REGIONS BANK	\$ 2,632,736.99	\$ 4,523.51		\$ 2,637,260.50	1.10		Opened April 2016 - Interest will always post one month behind
WORKMAN'S COMPENSATION	101	11300-030	REGIONS BANK	\$ 639,269.68	\$ 1,442.01		\$ 640,711.69	1.10		Opened April 2016 - Interest will always post one month behind
E-911	204	11300-035	REGIONS BANK	\$ 430,200.80	\$ 739.16		\$ 430,939.96	1.10		Opened April 2016 - Interest will always post one month behind
COUNTY GENERAL FUND	101	11300-036	REGIONS BANK	\$ 306,488.66	\$ 526.60		\$ 307,015.26	1.10		Opened April 2016 - Interest will always post one month behind
DEBT SERVICE FUND	151	11300-037	REGIONS BANK	\$ 215,688.36	\$ 370.55		\$ 216,058.91	1.10		Opened April 2016 - Interest will always post one month behind
UNEMPLOYMENT TRUST FUND	101	11300-038	REGIONS BANK	\$ 115,683.66	\$ 198.77		\$ 115,882.43	1.10		Opened April 2016 - Interest will always post one month behind
DRUG TASK FORCE	363	11300-039	REGIONS BANK	\$ 103,366.54	\$ 177.60		\$ 103,544.14	1.10		Opened April 2016 - Interest will always post one month behind
COUNTY GENERAL FUND	101	11300-040	HILLIARD LYONS	\$ 15,053,946.05	\$ -		\$ 15,053,946.05	1.31		Opened May 2016 - will receive quarterly interest (APY% is Total Current Portfolio Yield)
2016A G.O. PUBLIC IMP. BOND	151	11300-041	FRANKLIN SYNERGY	\$ 3,504,697.40	\$ 2,695.38		\$ 3,507,392.78	0.70		Opened December 2016
			TOTALS	\$ 118,580,295.09	\$ 88,610.42	\$ -	\$ 118,668,9			

Brenda E. Radford, Montgomery County Trustee 9/26/2017

10/03/2017 09:24
mlopez

MONTGOMERY COUNTY GOVERNMENT, TN
YEAR-TO-DATE BUDGET REPORT



P 1
glytdbud

FOR 2018 03

JOURNAL DETAIL 2018 1 TO 2018 12

	ORIGINAL APPROP	TRANSFERS/ ADJUSTMENTS	REVISED BUDGET	YTD EXPENDED	ENC/REQ	AVAILABLE BUDGET	PCT USED
101 COUNTY GENERAL							
51100 COUNTY COMMISSION	354,316	0	354,316	67,388.88	55,481.01	231,446.11	34.7%
51210 BOARD OF EQUALIZATION	3,227	0	3,227	220.68	.00	3,006.32	6.8%
51220 BEER BOARD	2,020	0	2,020	403.70	.00	1,616.30	20.0%
51240 OTHER BOARDS & COMMITTEES	5,168	0	5,168	322.96	.00	4,845.04	6.2%
51300 COUNTY MAYOR	514,565	0	514,565	124,648.51	7,821.42	382,095.07	25.7%
51310 HUMAN RESOURCES	398,535	0	398,535	94,537.51	10,349.40	293,648.09	26.3%
51400 COUNTY ATTORNEY	75,000	0	75,000	.00	12,000.00	63,000.00	16.0%
51500 ELECTION COMMISSION	648,789	-10	648,779	123,349.89	53,091.51	472,337.60	27.2%
51600 REGISTER OF DEEDS	509,001	0	509,001	148,627.78	9,881.74	350,491.48	31.1%
51720 PLANNING	314,592	0	314,592	78,648.00	.00	235,944.00	25.0%
51730 BUILDING	341,540	0	341,540	89,536.22	2,996.65	249,007.13	27.1%
51750 CODES COMPLIANCE	893,762	0	893,762	202,607.32	7,361.11	683,793.57	23.5%
51760 GEOGRAPHICAL INFO SYSTEMS	221,740	0	221,740	.00	21,805.48	199,934.52	9.8%
51800 COUNTY BUILDINGS	397,729	0	397,729	89,006.79	11,401.85	297,320.36	25.2%
51810 FACILITIES	2,636,216	0	2,636,216	610,869.94	82,085.01	1,943,261.05	26.3%
51900 OTHER GENERAL ADMINISTRATION	1,113,248	111,000	1,224,248	213,275.32	147,472.71	863,499.97	29.5%
51910 ARCHIVES	207,853	0	207,853	46,904.03	2,709.74	158,239.23	23.9%
52100 ACCOUNTS & BUDGETS	698,464	0	698,464	171,810.45	2,103.95	524,549.60	24.9%
52200 PURCHASING	310,906	0	310,906	76,457.47	8,287.29	226,161.24	27.3%
52300 PROPERTY ASSESSOR'S OFFICE	1,316,194	0	1,316,194	284,606.53	34,751.37	996,836.10	24.3%
52400 COUNTY TRUSTEES OFFICE	707,531	0	707,531	161,017.66	4,854.71	541,658.63	23.4%
52500 COUNTY CLERK'S OFFICE	2,353,161	0	2,353,161	592,123.88	21,269.26	1,739,767.86	26.1%
52600 INFORMATION SYSTEMS	2,363,534	-81,000	2,282,534	882,873.63	172,653.93	1,227,006.44	46.2%
52900 OTHER FINANCE	61,300	0	61,300	4,898.70	3,288.60	53,112.70	13.4%
53100 CIRCUIT COURT	3,159,322	0	3,159,322	805,990.91	17,482.13	2,335,848.96	26.1%
53300 GENERAL SESSIONS COURT	704,311	0	704,311	178,161.32	.00	526,149.68	25.3%
53330 DRUG COURT	70,000	0	70,000	1,947.98	.00	68,052.02	2.8%
53400 CHANCERY COURT	624,668	2,064	626,732	162,541.60	1,039.95	463,150.45	26.1%
53500 JUVENILE COURT	1,385,941	169,714	1,555,655	315,433.29	12,207.23	1,228,014.48	21.1%
53600 DISTRICT ATTORNEY GENERAL	59,750	0	59,750	4,254.09	6,440.85	49,055.06	17.9%
53610 OFFICE OF PUBLIC DEFENDER	7,313	0	7,313	1,732.62	.00	5,580.38	23.7%
53700 JUDICIAL COMMISSIONERS	253,195	0	253,195	63,066.48	2,072.75	188,055.77	25.7%
53900 OTHER ADMINISTRATION/ JUSTICE	517,630	0	517,630	23,346.47	3,012.86	491,270.67	5.1%
53910 ADULT PROBATION SERVICES	1,072,784	0	1,072,784	202,438.56	68,677.24	801,668.20	25.3%
54110 SHERIFF'S DEPARTMENT	10,935,387	104,617	11,040,004	2,754,954.75	567,687.00	7,717,362.14	30.1%
54120 SPECIAL PATROLS	2,324,993	0	2,324,993	551,661.81	19,222.36	1,754,108.83	24.6%
54160 SEXUAL OFFENDER REGISTRY	16,125	0	16,125	2,306.10	341.89	13,477.01	16.4%
54210 JAIL	13,458,193	13,285	13,471,478	3,518,213.23	1,712,989.83	8,240,274.94	38.8%
54220 WORKHOUSE	1,919,715	0	1,919,715	524,777.76	333,181.94	1,061,755.30	44.7%
54230 COMMUNITY CORRECTIONS	489,802	4,000	493,802	124,199.53	52,692.83	316,909.64	35.8%



10/03/2017 09:24
mlopez

MONTGOMERY COUNTY GOVERNMENT, TN
YEAR-TO-DATE BUDGET REPORT

P 2
glytdbud

FOR 2018 03

JOURNAL DETAIL 2018 1 TO 2018 12

	ORIGINAL APPROF	TRANFRS/ ADJSTMTS	REVISED BUDGET	YTD EXPENDED	ENC/REQ	AVAILABLE BUDGET	PCT USED
54240 JUVENILE SERVICES	280,665	0	280,665	71,751.21	2,751.15	206,162.64	26.5%
54310 FIRE PREVENTION & CONTROL	443,845	1,500	445,345	61,332.93	34,497.90	349,514.17	21.5%
54410 EMERGENCY MANAGEMENT	520,498	0	520,498	134,029.14	1,321.22	385,147.64	26.0%
54490 OTHER EMERGENCY MANAGEMENT	0	287,647	287,647	3,665.00	.00	283,982.00	1.3%
54610 COUNTY CORONER / MED EXAMINER	224,700	0	224,700	42,825.00	11,250.00	170,625.00	24.1%
55110 HEALTH DEPARTMENT	286,419	122,685	409,104	35,848.98	25,593.89	347,661.13	15.0%
55120 RABIES & ANIMAL CONTROL	912,441	77,848	990,289	246,959.41	30,610.05	712,719.14	28.0%
55130 AMBULANCE SERVICE	11,099,860	0	11,099,860	2,570,029.53	518,830.27	8,011,000.20	27.8%
55190 OTHER LOCAL HLTH SRVCS (WIC)	2,874,600	41,100	2,915,700	641,649.72	406.00	2,273,644.28	22.0%
55390 APPROPRIATION TO STATE	218,887	0	218,887	.00	.00	218,887.00	.0%
55590 OTHER LOCAL WELFARE SERVICES	20,825	0	20,825	1,000.00	.00	19,825.00	4.8%
55900 OTHER PUBLIC HEALTH & WELFARE	2,500	0	2,500	.00	.00	2,500.00	.0%
56500 LIBRARIES	2,017,694	0	2,017,694	1,008,847.00	.00	1,008,847.00	50.0%
56700 PARKS & FAIR BOARDS	1,009,837	0	1,009,837	218,696.12	60,280.31	730,860.57	27.6%
56900 OTHER SOCIAL, CULTURAL & REC	9,688	0	9,688	2,630.43	.00	7,057.57	27.2%
57100 AGRICULTURAL EXTENSION SERVIC	373,775	0	373,775	6,114.17	4,028.51	363,632.32	2.7%
57300 FOREST SERVICE	2,000	0	2,000	.00	.00	2,000.00	.0%
57500 SOIL CONSERVATION	33,346	0	33,346	8,140.48	.00	25,205.52	24.4%
58110 TOURISM	1,566,650	0	1,566,650	337,363.02	.00	1,229,286.98	21.5%
58120 INDUSTRIAL DEVELOPMENT	1,368,807	0	1,368,807	758,654.00	.00	610,153.00	55.4%
58220 AIRPORT	234,125	0	234,125	72,541.84	.00	161,583.16	31.0%
58300 VETERAN'S SERVICES	537,738	0	537,738	137,088.24	4,033.69	396,616.07	26.2%
58400 OTHER CHARGES	2,316,406	0	2,316,406	375,577.81	.00	1,940,828.19	16.2%
58500 CONTRIBUTION TO OTHER AGENCIE	697,000	0	697,000	385,969.00	250,000.00	61,031.00	91.2%
58600 EMPLOYEE BENEFITS	457,900	0	457,900	78,382.26	.00	379,517.74	17.1%
58900 MISC-CONT RESERVE	20,500	0	20,500	982.76	1,797.48	17,719.76	13.6%
64000 LITTER & TRASH COLLECTION	123,477	0	123,477	34,671.35	.00	88,805.65	28.1%
99100 OPERATING TRANSFERS	500,000	81,000	581,000	581,000.00	.00	.00	100.0%
TOTAL COUNTY GENERAL	81,601,703	935,449	82,537,152	21,114,911.75	4,414,116.07	57,008,124.67	30.9%
131 GENERAL ROADS							
61000 ADMINISTRATION	464,224	0	464,224	118,367.93	3,494.96	342,361.11	26.3%
62000 HIGHWAY & BRIDGE MAINTENANCE	4,786,794	0	4,786,794	1,119,447.15	239,281.99	3,428,064.86	28.4%
63100 OPERATION & MAINT OF EQUIPMEN	1,276,239	0	1,276,239	296,014.37	46,309.30	933,915.33	26.8%
63600 TRAFFIC CONTROL	512,319	0	512,319	89,222.21	59,221.87	363,874.92	29.0%
65000 OTHER CHARGES	560,171	0	560,171	224,311.03	6,688.43	329,171.54	41.2%
66000 EMPLOYEE BENEFITS	35,000	0	35,000	6,186.02	.00	28,813.98	17.7%
68000 CAPITAL OUTLAY	2,089,000	19,602	2,108,602	23,154.60	640,411.30	1,445,035.65	31.5%
99100 OPERATING TRANSFERS	220,600	0	220,600	220,600.00	.00	.00	100.0%
TOTAL GENERAL ROADS	9,944,347	19,602	9,963,949	2,097,303.31	995,407.85	6,871,237.39	31.0%



10/03/2017 09:24
mlopez

MONTGOMERY COUNTY GOVERNMENT, TN
YEAR-TO-DATE BUDGET REPORT

P 3
glytdbud

FOR 2018 03

JOURNAL DETAIL 2018 1 TO 2018 12

151	DEBT SERVICE	ORIGINAL APPROP	TRANFRS/ ADJSTMTS	REVISED BUDGET	YTD EXPENDED	ENC/REQ	AVAILABLE BUDGET	PCT USED
151 DEBT SERVICE								
82110	PRINCIPAL-GENERAL GOVERNMENT	10,085,170	0	10,085,170	.00	.00	10,085,170.00	.0%
82130	PRINCIPAL-EDUCATION	17,527,399	0	17,527,399	311,992.20	.00	17,215,406.80	1.8%
82210	INTEREST-GENERAL GOVERNMENT	3,435,229	0	3,435,229	1,533,601.49	.00	1,901,627.51	44.6%
82230	INTEREST-EDUCATION	7,931,304	0	7,931,304	3,880,448.52	.00	4,050,855.48	48.9%
82310	OTHER DEBT SERV-COUNTY GOVT	268,500	0	268,500	4,323.97	.00	264,176.03	1.6%
82330	OTHER DEBT SERV.-EDUCATION	678,000	0	678,000	15,799.13	.00	662,200.87	2.3%
TOTAL DEBT SERVICE		39,925,602	0	39,925,602	5,746,165.31	.00	34,179,436.69	14.4%
171 CAPITAL PROJECTS								
00000	NON-DEDICATED ACCOUNT	47,000	0	47,000	600.05	.00	46,399.95	1.3%
91110	GENERAL ADMINISTRATION PROJEC	530,000	9,425,912	9,955,912	1,492,054.85	7,129,197.85	1,334,658.93	86.6%
91130	PUBLIC SAFETY PROJECTS	875,000	2,225,882	3,100,882	2,122,555.00	80,451.90	897,875.10	71.0%
91140	PUBLIC HEALTH /WELFARE PROJEC	5,500,000	434,405	5,934,405	132,332.59	181,117.60	5,620,954.35	5.3%
91150	SOCIAL/CULTURAL/REC PROJECTS	6,196,126	4,398,058	10,594,184	700,797.15	3,501,265.91	6,392,121.01	39.7%
91190	OTHER GENERAL GOVT PROJECTS	0	180,425	180,425	.00	.00	180,425.00	.0%
91200	HIGHWAY & STREET CAP PROJECTS	1,103,000	2,441,994	3,544,994	12,867.33	115,055.02	3,417,072.00	3.6%
91300	EDUCATION CAPITAL PROJECTS	0	748,710	748,710	.00	.00	748,710.00	.0%
TOTAL CAPITAL PROJECTS		14,251,126	19,855,386	34,106,512	4,461,206.97	11,007,088.28	18,638,216.34	45.4%
266 WORKER'S COMPENSATION								
51920	RISK MANAGEMENT	518,678	0	518,678	58,372.07	70,631.94	389,673.99	24.9%
52500	COUNTY CLERK'S OFFICE	0	0	0	158.10	.00	-158.10	100.0%
54110	SHERIFF'S DEPARTMENT	0	0	0	11,620.19	.00	-11,620.19	100.0%
54210	JAIL	0	0	0	633.34	.00	-633.34	100.0%
54410	EMERGENCY MANAGEMENT	0	0	0	2,177.78	.00	-2,177.78	100.0%
55120	RABIES & ANIMAL CONTROL	0	0	0	699.30	.00	-699.30	100.0%
55130	AMBULANCE SERVICE	0	0	0	3,658.04	.00	-3,658.04	100.0%
55754	LANDFILL OPERATION/MAINTENANC	0	0	0	3,487.95	.00	-3,487.95	100.0%
56500	LIBRARIES	0	0	0	187.84	.00	-187.84	100.0%
62000	HIGHWAY & BRIDGE MAINTENANCE	0	0	0	5,177.26	.00	-5,177.26	100.0%
TOTAL WORKER'S COMPENSATION		518,678	0	518,678	86,171.87	70,631.94	361,874.19	30.2%

GRAND TOTAL 146,241,456 20,810,437 167,051,893 33,505,759.21 16,487,244.14 117,058,889.28 29.9%

** END OF REPORT - Generated by Mariel Lopez-Gonzalez **



10/03/2017 09:24
mlopez

MONTGOMERY COUNTY GOVERNMENT, TN
YEAR-TO-DATE BUDGET REPORT

P 4
glytdbud

REPORT OPTIONS

	Field #	Total	Page Break
Sequence 1	1	Y	N
Sequence 2	2	Y	N
Sequence 3	0	N	N
Sequence 4	0	N	N

Report title:
YEAR-TO-DATE BUDGET REPORT

Includes accounts exceeding 0% of budget.

Print totals only: Y

Print Full or Short description: F

Print full GL account: N

Format type: 1

Double space: N

Suppress zero bal accts: Y

Include requisition amount: Y

Print Revenues-Version headings: N

Print revenue as credit: Y

Print revenue budgets as zero: N

Include Fund Balance: N

Print journal detail: Y

From Yr/Per: 2018/ 1

To Yr/Per: 2018/12

Include budget entries: Y

Incl encumb/liq entries: Y

Sort by JE # or PO #: J

Detail format option: 1

Include additional JE comments: N

Multiyear view: D

Amounts/totals exceed 999 million dollars: N

Year/Period: 2018/ 3

Print MTD Version: N

Roll projects to object: N

Carry forward code: 1

Find Criteria

Field Name	Field Value
Fund	101 131 151 171 266
Department	
Program	
Function	
Object	
Project	
Character code	
Account type	Expense
Account status	
Rollup Code	



10/03/2017 09:26
mlopez

MONTGOMERY COUNTY GOVERNMENT, TN
YEAR-TO-DATE BUDGET REPORT

P 1
glytdbud

FOR 2018 03

JOURNAL DETAIL 2018 1 TO 2018 12

	ORIGINAL ESTIM REV	ESTIM REV ADJSTMTS	REVISED EST REV	ACTUAL YTD REVENUE	REMAINING REVENUE	PCT COLL
101 COUNTY GENERAL						
40110 CURRENT PROPERTY TAX	-42,736,925	0	-42,736,925	.00	-42,736,925.00	.0%
40120 TRUSTEE'S COLLECTIONS - PYR	-1,200,000	0	-1,200,000	-96,354.18	-1,103,645.82	8.0%
40125 TRUSTEE COLLECTIONS - BANKRUPT	-60,000	0	-60,000	-9,088.85	-50,911.15	15.1%
40130 CIRCUIT/CHANCERY COLLECT-PYR	-500,000	0	-500,000	-147,628.41	-352,371.59	29.5%
40140 INTEREST & PENALTY	-350,000	0	-350,000	-81,825.72	-268,174.28	23.4%
40161 PMTS IN LIEU OF TAXES - T.V.A	-763	0	-763	.00	-763.00	.0%
40162 PMTS IN LIEU OF TAXES -UTILIT	-1,345,000	0	-1,345,000	-237,039.12	-1,107,960.88	17.6%
40163 PMTS IN LIEU OF TAXES - OTHER	-999,914	0	-999,914	-10,000.00	-989,914.00	1.0%
40220 HOTEL/MOTEL TAX	-1,891,000	0	-1,891,000	-425,963.41	-1,465,036.59	22.5%
40250 LITIGATION TAX - GENERAL	-441,000	0	-441,000	-75,873.44	-365,126.56	17.2%
40260 LITIGATION TAX-SPECIAL PURPOS	-75,000	0	-75,000	-14,514.79	-60,485.21	19.4%
40270 BUSINESS TAX	-1,000,000	0	-1,000,000	-74,860.64	-925,139.36	7.5%
40320 BANK EXCISE TAX	-200,000	0	-200,000	.00	-200,000.00	.0%
40330 WHOLESALE BEER TAX	-350,000	0	-350,000	-68,197.22	-281,802.78	19.5%
40350 INTERSTATE TELECOMMUNICATIONS	-3,400	0	-3,400	.00	-3,400.00	.0%
41120 ANIMAL REGISTRATION	-35,000	0	-35,000	-10,442.00	-24,558.00	29.8%
41130 ANIMAL VACCINATION	-6,000	0	-6,000	-2,249.00	-3,751.00	37.5%
41140 CABLE TV FRANCHISE	-275,000	0	-275,000	-70,026.73	-204,973.27	25.5%
41520 BUILDING PERMITS	-550,000	0	-550,000	-298,915.00	-251,085.00	54.3%
41540 PLUMBING PERMITS	-14,000	0	-14,000	-6,150.00	-7,850.00	43.9%
41590 OTHER PERMITS	-132,000	0	-132,000	-109,360.20	-22,639.80	82.8%
42110 FINES	-1,725	0	-1,725	-351.97	-1,373.03	20.4%
42120 OFFICERS COSTS	-22,000	0	-22,000	-6,077.40	-15,922.60	27.6%
42141 DRUG COURT FEES	-1,600	0	-1,600	-99.04	-1,500.96	6.2%
42142 VETERANS TREATMENT COURT FEES	-825	0	-825	-23.75	-801.25	2.9%
42190 DATA ENTRY FEES -CIRCUIT COUR	-11,600	0	-11,600	-1,886.00	-9,714.00	16.3%
42191 COURTROOM SECURITY - CIRCUIT	-8,600	0	-8,600	-1,379.39	-7,220.61	16.0%
42192 CIRCUIT COURT VICTIMS ASSESS	-3,525	0	-3,525	-438.90	-3,086.10	12.5%
42310 FINES	-95,000	0	-95,000	-31,762.72	-63,237.28	33.4%
42311 FINES - LITTERING	-750	0	-750	-74.81	-675.19	10.0%
42320 OFFICERS COSTS	-225,000	0	-225,000	-46,606.34	-178,393.66	20.7%
42330 GAME & FISH FINES	-1,000	0	-1,000	-25.87	-974.13	2.6%
42341 DRUG COURT FEES	-20,000	0	-20,000	-5,272.13	-14,727.87	26.4%
42342 VETERANS TREATMENT COURT FEES	-17,000	0	-17,000	-3,497.90	-13,502.10	20.6%
42350 JAIL FEES GENERAL SESSIONS	-280,000	0	-280,000	-40,476.04	-239,523.96	14.5%
42380 DUI TREATMENT FINES	-20,000	0	-20,000	-2,532.46	-17,467.54	12.7%
42390 DATA ENTRY FEE-GENERAL SESS	-64,500	0	-64,500	-10,443.53	-54,056.47	16.2%
42392 GEN SESSIONS VICTIM ASSESSMNT	-65,000	0	-65,000	-10,920.57	-54,079.43	16.8%
42410 FINES	-750	0	-750	-1,480.10	730.10	197.3%
42420 OFFICERS COSTS	-15,000	0	-15,000	-1,699.55	-13,300.45	11.3%



10/03/2017 09:26
mlopez

MONTGOMERY COUNTY GOVERNMENT, TN
YEAR-TO-DATE BUDGET REPORT

P 2
glytdbud

FOR 2018 03

JOURNAL DETAIL 2018 1 TO 2018 12

	ORIGINAL ESTIM REV	ESTIM REV ADJUSTMTS	REVISED EST REV	ACTUAL YTD REVENUE	REMAINING REVENUE	PCT COLL
42450 JAIL FEES	-51,000	0	-51,000	-9,213.47	-41,786.53	18.1%
42490 DATA ENTRY FEE-JUVENILE COURT	-11,000	0	-11,000	-1,288.00	-9,712.00	11.7%
42520 OFFICERS COSTS	-30,000	0	-30,000	-7,056.70	-22,943.30	23.5%
42530 DATA ENTRY FEE -CHANCERY COUR	-4,500	0	-4,500	-1,040.00	-3,460.00	23.1%
42610 FINES	-2,500	0	-2,500	-261.87	-2,238.13	10.5%
42641 DRUG COURT FEES	-25,000	0	-25,000	-6,870.00	-18,130.00	27.5%
42900 OTHER FINES/FORFEITURE/PENALT	-200	0	-200	.00	-200.00	.0%
42990 OTHER FINES/FORFEITS/PENALTIE	-3,725	0	-3,725	-9,619.27	5,894.27	258.2%
43120 PATIENT CHARGES	-6,200,000	0	-6,200,000	-1,645,981.61	-4,554,018.39	26.5%
43140 ZONING STUDIES	-4,500	0	-4,500	-1,000.00	-3,500.00	22.2%
43190 OTHER GENERAL SERVICE CHARGES	-55,000	-333,000	-388,000	-13,650.55	-374,349.45	3.5%
43340 RECREATION FEES	-10,000	0	-10,000	-3,112.50	-6,887.50	31.1%
43350 COPY FEES	-6,400	0	-6,400	-2,375.75	-4,024.25	37.1%
43365 ARCHIVE & RECORD MANAGEMENT	-414,000	0	-414,000	-82,788.59	-331,211.41	20.0%
43366 GREENBELT LATE APPLICATION FE	-300	0	-300	-350.00	50.00	116.7%
43370 TELEPHONE COMMISSIONS	-66,000	0	-66,000	-9,207.56	-56,792.44	14.0%
43380 VENDING MACHINE COLLECTIONS	-85,000	0	-85,000	-16,397.72	-68,602.28	19.3%
43392 DATA PROCESSING FEES -REGISTE	-75,000	0	-75,000	-14,182.00	-60,818.00	18.9%
43393 PROBATION FEES	-23,000	-4,000	-27,000	-4,156.52	-22,843.48	15.4%
43394 DATA PROCESSING FEES - SHERIF	-30,000	0	-30,000	-5,598.75	-24,401.25	18.7%
43395 SEXUAL OFFENDER FEE - SHERIFF	-18,000	0	-18,000	-1,500.00	-16,500.00	8.3%
43396 DATA PROCESSING FEE-COUNTY CL	-12,000	0	-12,000	-2,514.00	-9,486.00	21.0%
43990 OTHER CHARGES FOR SERVICES	-4,200	0	-4,200	-4,576.60	376.60	109.0%
44110 INTEREST EARNED	-400,000	0	-400,000	-49,172.41	-350,827.59	12.3%
44120 LEASE/RENTALS	-582,458	0	-582,458	-144,392.99	-438,065.01	24.8%
44140 SALE OF MAPS	-1,000	0	-1,000	-260.00	-740.00	26.0%
44145 SALE OF RECYCLED MATERIALS	0	0	0	-1,800.00	1,800.00	100.0%
44170 MISCELLANEOUS REFUNDS	-223,044	-1,125	-224,169	-185,326.96	-38,842.04	82.7%
44530 SALE OF EQUIPMENT	0	0	0	-4,461.00	4,461.00	100.0%
44990 OTHER LOCAL REVENUES	-630,905	0	-630,905	-127,326.28	-503,578.72	20.2%
45510 COUNTY CLERK	-1,500,000	0	-1,500,000	-294,807.96	-1,205,192.04	19.7%
45520 CIRCUIT COURT CLERK	-707,000	0	-707,000	-126,569.59	-580,430.41	17.9%
45540 GENERAL SESSIONS COURT CLERK	-2,050,000	0	-2,050,000	-325,742.51	-1,724,257.49	15.9%
45550 CLERK & MASTER	-370,000	0	-370,000	-91,680.64	-278,319.36	24.8%
45560 JUVENILE COURT CLERK	-302,134	0	-302,134	-30,052.23	-272,081.77	9.9%
45580 REGISTER	-1,000,000	0	-1,000,000	-222,549.74	-777,450.26	22.3%
45590 SHERIFF	-38,000	0	-38,000	-10,148.50	-27,851.50	26.7%
45610 TRUSTEE	-3,300,000	0	-3,300,000	-216,001.21	-3,083,998.79	6.5%
46110 JUVENILE SERVICES PROGRAM	-580,011	0	-580,011	.00	-580,011.00	.0%
46190 OTHER GENERAL GOVERNMENT GRAN	0	-10,000	-10,000	-10,000.00	.00	100.0%
46210 LAW ENFORCEMENT TRAINING PROG	-65,400	0	-65,400	.00	-65,400.00	.0%
46390 OTHER HEALTH & WELFARE GRANT	0	-101,150	-101,150	-557.17	-100,592.83	.6%
46810 FLOOD CONTROL	-500	0	-500	.00	-500.00	.0%
46830 BEER TAX	-17,500	0	-17,500	.00	-17,500.00	.0%

10/03/2017 09:26
mlopez

MONTGOMERY COUNTY GOVERNMENT, TN
YEAR-TO-DATE BUDGET REPORT

P 3
glytdbud

FOR 2018 03

JOURNAL DETAIL 2018 1 TO 2018 12

	ORIGINAL ESTIM REV	ESTIM REV ADJUSTMTS	REVISED EST REV	ACTUAL YTD REVENUE	REMAINING REVENUE	PCT COLL
46835 VEHICLE CERTIFICATE OF TITLE	-21,000	0	-21,000	-4,634.25	-16,365.75	22.1%
46840 ALCOHOLIC BEVERAGE TAX	-230,000	0	-230,000	-67,054.94	-162,945.06	29.2%
46851 STATE REVENUE SHARING - T.V.A	-1,648,544	0	-1,648,544	.00	-1,648,544.00	.0%
46880 BOARD OF JURORS	-5,000	0	-5,000	.00	-5,000.00	.0%
46890 PRISONER TRANSPORTATION	-22,000	0	-22,000	-7,346.82	-14,653.18	33.4%
46915 CONTRACTED PRISONER BOARDING	-1,590,000	0	-1,590,000	-276,147.00	-1,313,853.00	17.4%
46960 REGISTRAR'S SALARY SUPPLEMENT	-15,164	0	-15,164	-3,791.00	-11,373.00	25.0%
46980 OTHER STATE GRANTS	-3,420,402	-41,100	-3,461,502	-39,290.18	-3,422,211.82	1.1%
46990 OTHER STATE REVENUES	-27,000	0	-27,000	-4,851.37	-22,148.63	18.0%
47235 HOMELAND SECURITY GRANTS	-74,350	-299,590	-373,940	.00	-373,940.00	.0%
47590 OTHER FEDERAL THROUGH STATE	-61,638	-89,793	-151,431	-51,107.03	-100,323.97	33.7%
47700 ASSET FORFEITURE FUNDS	-2,000	0	-2,000	.00	-2,000.00	.0%
47990 OTHER DIRECT FEDERAL REVENUE	-20,000	0	-20,000	-1,915.90	-18,084.10	9.6%
48110 PRISONER BOARD	0	0	0	-209.32	209.32	100.0%
48130 CONTRIBUTIONS	-167,000	0	-167,000	-4,312.50	-162,687.50	2.6%
48610 DONATIONS	-179,860	-36,000	-215,860	-37,972.19	-177,887.81	17.6%
49700 INSURANCE RECOVERY	0	0	0	-29,219.97	29,219.97	100.0%
49800 OPERATING TRANSFERS	-141,456	-153,036	-294,492	.00	-294,492.00	.0%
TOTAL COUNTY GENERAL	-79,543,568	-1,068,794	-80,612,362	-6,114,980.30	-74,497,381.70	7.6%

131 GENERAL ROADS

40110 CURRENT PROPERTY TAX	-4,153,375	0	-4,153,375	.00	-4,153,375.00	.0%
40120 TRUSTEE'S COLLECTIONS - PYR	-108,000	0	-108,000	-9,372.75	-98,627.25	8.7%
40125 TRUSTEE COLLECTIONS - BANKRUPT	-4,000	0	-4,000	-837.15	-3,162.85	20.9%
40130 CIRCUIT/CHANCERY COLLECT-PYR	-30,000	0	-30,000	-14,347.23	-15,652.77	47.8%
40140 INTEREST & PENALTY	-30,000	0	-30,000	-7,975.77	-22,024.23	26.6%
40270 BUSINESS TAX	-102,321	0	-102,321	-6,453.50	-95,867.50	6.3%
40280 MINERAL SEVERANCE TAX	-215,338	0	-215,338	.00	-215,338.00	.0%
40320 BANK EXCISE TAX	-15,000	0	-15,000	.00	-15,000.00	.0%
44135 SALE OF GASOLINE	-20,100	0	-20,100	-2,630.62	-17,469.38	13.1%
44170 MISCELLANEOUS REFUNDS	-28,000	0	-28,000	-2,691.29	-25,308.71	9.6%
46410 BRIDGE PROGRAM	-300,000	0	-300,000	.00	-300,000.00	.0%
46420 STATE AID PROGRAM	-765,000	0	-765,000	-23,156.37	-741,843.63	3.0%
46920 GASOLINE & MOTOR FUEL TAX	-2,999,765	0	-2,999,765	-594,832.18	-2,404,932.82	19.8%
46930 PETROLEUM SPECIAL TAX	-124,345	0	-124,345	-20,724.19	-103,620.81	16.7%
48120 PAVING & MAINTENANCE	-25,000	0	-25,000	.00	-25,000.00	.0%
49700 INSURANCE RECOVERY	0	0	0	-19,632.13	19,632.13	100.0%
TOTAL GENERAL ROADS	-8,920,244	0	-8,920,244	-702,653.18	-8,217,590.82	7.9%

151 DEBT SERVICE



10/03/2017 09:26
mlopez

MONTGOMERY COUNTY GOVERNMENT, TN
YEAR-TO-DATE BUDGET REPORT

P 4
glytdbud

FOR 2018 03

JOURNAL DETAIL 2018 1 TO 2018 12

	ORIGINAL ESTIM REV	ESTIM REV ADJSTMTS	REVISED EST REV	ACTUAL YTD REVENUE	REMAINING REVENUE	PCT COLL
40110 CURRENT PROPERTY TAX	-34,102,375	0	-34,102,375	.00	-34,102,375.00	.0%
40120 TRUSTEE'S COLLECTIONS - PYR	-750,000	0	-750,000	-76,725.53	-673,274.47	10.2%
40125 TRUSTEE COLLECTIONS - BANKRUPT	-30,000	0	-30,000	-5,757.36	-24,242.64	19.2%
40130 CIRCUIT/CHANCERY COLLECT-PYR	-225,000	0	-225,000	-117,801.63	-107,198.37	52.4%
40140 INTEREST & PENALTY	-230,000	0	-230,000	-65,006.31	-164,993.69	28.3%
40210 LOCAL OPTION SALES TAX	0	0	0	-24,051.22	24,051.22	100.0%
40250 LITIGATION TAX - GENERAL	-350,000	0	-350,000	-68,094.28	-281,905.72	19.5%
40266 LITIGATION TAX-JAIL/WH/CH	-360,000	0	-360,000	-74,754.01	-285,245.99	20.8%
40270 BUSINESS TAX	-80,000	0	-80,000	-6,453.50	-73,546.50	8.1%
40285 ADEQUATE FACILITIES TAX	-950,000	0	-950,000	-378,500.00	-571,500.00	39.8%
40320 BANK EXCISE TAX	-100,000	0	-100,000	.00	-100,000.00	.0%
44110 INTEREST EARNED	-300,000	0	-300,000	-61,087.90	-238,912.10	20.4%
44990 OTHER LOCAL REVENUES	0	0	0	-101,027.75	101,027.75	100.0%
47715 TAX CREDIT BOND REBATE	-90,000	0	-90,000	.00	-90,000.00	.0%
TOTAL DEBT SERVICE	-37,567,375	0	-37,567,375	-979,259.49	-36,588,115.51	2.6%
171 CAPITAL PROJECTS						
40110 CURRENT PROPERTY TAX	-2,324,400	0	-2,324,400	.00	-2,324,400.00	.0%
40120 TRUSTEE'S COLLECTIONS - PYR	0	0	0	-5,242.95	5,242.95	100.0%
40125 TRUSTEE COLLECTIONS - BANKRUPT	0	0	0	-460.58	460.58	100.0%
40130 CIRCUIT/CHANCERY COLLECT-PYR	0	0	0	-8,029.30	8,029.30	100.0%
40140 INTEREST & PENALTY	0	0	0	-4,446.73	4,446.73	100.0%
44110 INTEREST EARNED	0	0	0	-15,538.90	15,538.90	100.0%
47590 OTHER FEDERAL THROUGH STATE	-882,400	-2,396,529	-3,278,929	-931.88	-3,277,997.12	.0%
48610 DONATIONS	-516,126	-1,500	-517,626	-323,000.00	-194,626.00	62.4%
49100 BOND PROCEEDS	-10,800,000	0	-10,800,000	-30,524,171.36	19,724,171.36	282.6%
49800 OPERATING TRANSFERS	-720,600	-81,000	-801,600	-801,600.00	.00	100.0%
TOTAL CAPITAL PROJECTS	-15,243,526	-2,479,029	-17,722,555	-31,683,421.70	13,960,866.70	178.8%
266 WORKER'S COMPENSATION						
49800 OPERATING TRANSFERS	-787,111	0	-787,111	.00	-787,111.00	.0%
TOTAL WORKER'S COMPENSATION	-787,111	0	-787,111	.00	-787,111.00	.0%
GRAND TOTAL	-142,061,824	-3,547,823	-145,609,647	-39,480,314.67	-106,129,332.33	27.1%

** END OF REPORT - Generated by Mariel Lopez-Gonzalez **



10/03/2017 09:26
mlopez

MONTGOMERY COUNTY GOVERNMENT, TN
YEAR-TO-DATE BUDGET REPORT

P 5
glytdbud

REPORT OPTIONS

	Field #	Total	Page Break
Sequence 1	1	Y	N
Sequence 2	11	Y	N
Sequence 3	0	N	N
Sequence 4	0	N	N

Report title:
YEAR-TO-DATE BUDGET REPORT

Includes accounts exceeding 0% of budget.

Print totals only: Y

Print Full or Short description: F

Print full GL account: N

Format type: 1

Double space: N

Suppress zero bal accts: Y

Include requisition amount: Y

Print Revenues-Version headings: Y

Print revenue as credit: Y

Print revenue budgets as zero: N

Include Fund Balance: N

Print journal detail: Y

From Yr/Per: 2018/ 1

To Yr/Per: 2018/12

Include budget entries: Y

Incl encumb/liq entries: Y

Sort by JE # or PO #: J

Detail format option: 1

Include additional JE comments: N

Multiyear view: D

Amounts/totals exceed 999 million dollars: N

Year/Period: 2018/ 3

Print MTD Version: N

Roll projects to object: N

Carry forward code: 1

Find Criteria
Field Name Field Value

Fund 101|131|151|171|266
Department
Program
Function
Object
Project
Character code
Account type Revenue
Account status
Rollup Code



Montgomery County Government
Building and Codes Department

350 Pageant Lane Suite 309
Clarksville, TN 37040

Phone
931-648-5718

Fax
931-553-5121

Memorandum

TO: Jim Durrett, County Mayor
FROM: Rod Streeter, Building Commissioner *RS*
DATE: October 5, 2017
SUBJ: September 2017 ADEQUATE FACILITIES TAX REPORT

The total number of receipts issued in September 2017 is as follows: City 85 and County 51 for a total of 136.

There were 124 receipts issued on single-family dwellings, 7 receipts issued on multi-family dwellings with a total of 26 units, 0 receipts issued on condominiums with a total of 0 units, 0 receipts issued on townhouses. There was 3 exemption receipt issued.

The total taxes received for September 2017 was \$76,000.00

The total refunds issued for September 2017 was \$0.00.

Total Adequate Facilities Tax Revenue for September 2017 was \$76,000.00

FISCAL YEAR 2017/2018 TOTALS TO DATE:

TOTAL NUMBER OF Adequate Facilities Tax Receipts Issued:	City:	238
	County:	191
	Total:	429

TOTAL REFUNDS:	\$0.00
----------------	--------

TOTAL TAXES RECEIVED:	\$283,000.00
-----------------------	--------------

<u>NUMBER OF LOTS AND DWELLINGS ISSUED</u>	<u>CITY</u>	<u>COUNTY</u>	<u>TOTAL</u>
LOTS 5 ACRES OR MORE:	0	20	20
SINGLE-FAMILY DWELLINGS:	204	168	372
MULTI-FAMILY DWELLINGS (8 Receipts):	114	0	114
CONDOMINIUMS: (15 Receipts)	140	0	140
TOWNHOUSES:	0	0	0
EXEMPTIONS: (5 Receipts)	2	3	5
REFUNDS ISSUED: (0 Receipt)	(0)	(0)	(0)

RS/bf

cc: Jim Durrett, County Mayor
Jeff Taylor, Accounts and Budgets
Kellie Jackson, County Clerk



**MONTGOMERY
COUNTY**
TENNESSEE

Montgomery County Government
Building and Codes Department

Phone
931-648-5718

350 Pageant Lane Suite 309
Clarksville, TN 37040

Fax
931-553-5121

Memorandum

TO: Jim Durrett, County Mayor

FROM: Rod Streeter, Building Commissioner *RS*

DATE: October 5, 2017

SUBJ: September 2017 PERMIT REVENUE REPORT

The number of permits issued in September 2017 is as follows: Building Permits 85, Grading Permits 3, Mechanical Permits 85, and Plumbing Permits 22 for a total of 195 permits.

The total cost of construction was \$141,218,197.00. The revenue is as follows: Building Permits \$185,593.50, Grading Permits \$626.50, Plumbing Permits \$2,050.00, Mechanical Permits: \$8,050.00 Plans Review \$135,694.00, BZA \$0.00, Re-Inspections \$550.00, Pre-Inspection \$0.00, Safety Inspection \$0.00, and Miscellaneous Fees \$0.00 the total revenue received in September 2017 was \$332,564.00.

FISCAL YEAR 2017/2018 TOTALS TO DATE:

NUMBER OF SINGLE FAMILY PERMITS:	166
COST OF CONSTRUCTION:	\$164,638,416.00
NUMBER OF BUILDING PERMITS:	270
NUMBER OF PLUMBING PERMITS:	65
NUMBER OF MECHANICAL PERMITS:	213
NUMBER OF GRADING PERMITS:	7
BUILDING PERMITS REVENUE:	\$303,364.70
PLUMBING PERMIT REVENUE:	\$6,250.00
MECHANICAL PERMIT REVENUE:	\$26,260.00
GRADING PERMIT REVENUE:	\$5,234.50
RENEWAL FEES:	\$100.00
PLANS REVIEW FEES:	\$150,698.20
BZA FEES:	\$1,000.00
RE-INSPECTION FEES:	\$1,500.00
PRE-INSPECTION FEES:	\$0.00
SAFETY INSPECTION FEES:	\$0.00
MISCELLANEOUS FEES:	\$0.00
MISC REFUNDS	\$0.00
SWBA	\$0.00
TOTAL REVENUE:	\$488,307.40

SEPTEMBER 2017 GROUND WATER PROTECTION

The number of septic applications received for September 2017 was 24 with total revenue received for the county was \$0.00 (State received \$15,395.00).

The lease agreement beginning on September 1, 2017-September 30, 2018 was agreed upon between the County and State.

The number of Septic Tank Disclosure requests for September 2017. ****Effective December 16, 2008 Ground Water Protection no longer provides this service.****

FISCAL YEAR 2017/2018 TOTALS TO DATE:

NUMBER OF GROUND WATER APPLICATIONS (SEPTIC)	75
NUMBER OF SEPTIC TANK DISCLOSURE REQUEST	0
GROUND WATER PROTECTION (STATE: \$32,110.00)	\$0.00
 TOTAL REVENUE:	 \$488,307.40

RS/bf

cc: Jim Durrett, County Mayor
Jeff Taylor, Accounts and Budgets
Kellie Jackson, County Clerk

NOMINATING COMMITTEE

OCTOBER 9, 2017

DELINQUENT TAX SALES AND RELEASE COMMITTEE

2-year terms (max 4 yrs)

Commissioner Garland Johnson is nominated to serve another two-year term to expire October, 2019.

Commissioner Jason Hodges is nominated to serve another two-year term to expire October, 2019.

Commissioner Martha Brockman is nominated to serve another two-year term to expire October, 2019.

MONTGOMERY COUNTY BOARD OF HEALTH

4-year terms (max 8 yrs)

Amy Conner Black, Registered Nurse, nominated to replace Grace Moodt for a four-year term to expire October, 2021. **(This nomination is made by the Tennessee Nurses Association)**

Montgomery Co. Health Dept.

RECEIVED AUG 30 2017

Sharon Adkins <Sharon.Adkins@tnaonline.org>

Tue 8/1/2017 11:45 AM

To: Joey Smith <Joey.Smith@tn.gov>

*** This is an EXTERNAL email. Please exercise caution. DO NOT open attachments or click links from unknown senders or unexpected email - STS-Security. ***

Hello Joey,

I have a recommendation for the Board apt. Amy Conner Black, 169 W. Regent Dr. Clarksville, TN 37043, acblack@att.net 931-358-9786

****Note – Change of Email Address****

Sharon Adkins, MSN, RN

Executive Director

Tennessee Nurses Association

545 Mainstream Drive, Ste. 405

Nashville, TN 37228-1296


615-254-0350

****Email: sharon.adkins@tnaonline.org****

Website: www.tnaonline.org

Facebook: <https://www.facebook.com/TennesseeNursesAssociation>

Twitter: <https://twitter.com/TNNursesAssoc>



"So, never lose an opportunity of urging a practical beginning, however small, for it is wonderful how often in such matters the mustard seed germinates and roots itself."

Florence Nightingale

Have you invited someone to join TNA today? Visit www.tnaonline.org for member benefit information and a secure online membership application.

You are receiving this message because TNA believes you will benefit from this information. You are not receiving this message because you are subscribed to an electronic list. If you have any input about mailings of this type please email our Member Service Center (tna@tnaonline.org)

Nominating Committee Nominations

On Motion to Approve by Commissioner Nichols, seconded by Commissioner Sokol, the foregoing Nominating Committee Nominations were Approved by the following roll call vote:

District	Commissioner	Vote	District	Commissioner	Vote	District	Commissioner	Vote
1	John M. Gannon	Y	8	Ron J. Sokol	Y	15	David Harper	Y
2	Charles Keene	---	9	John M. Genis	Y	16	Wallace Redd	Y
3	Ed Baggett	Y	10	Martha Brockman	A	17	Jason A. Hodges	Y
4	Joe Weyant	Y	11	Joe L. Creek	Y	18	Monroe Gildersleeve	Y
5	Robert Gibbs	Y	12	Robert Nichols	Y	19	Garland Johnson	A
6	Arnold Hodges	Y	13	Audrey Tooley	Y	20	Jerry Allbert	Y
7	Brandon Butts	Y	14	Tommy Vallejos	---	21	Larry Rocconi	---

Yeses – 16 Noes – 0 Abstentions – 2

ABSENT: Charles Keene and Tommy Vallejos (2)

COUNTY MAYOR APPOINTMENTS

OCTOBER 9, 2017

SENIOR CITIZENS BOARD

3-yr term

Alena Sampson appointed to fill the unexpired term of Michael Williamson, who resigned; term to expire April, 2020.