

May 9, 2016

BE IT REMEMBERED that the Board of Commissioners of Montgomery County, Tennessee, met in regular session on Monday, May 9, 2016, at 6:00 P.M. at the Montgomery County Courthouse. Present and presiding, the Hon. Jim Durrett, County Mayor (Chairman). Also present, Jeff Truitt, Chief of Staff, Kellie Jackson, County Clerk, John Smith, Chief Deputy Sheriff, Tim Harvey, County Attorney, Jeff Taylor, Director of Accounts and Budgets, and the following Commissioners:

Jerry Allbert	Robert Gibbs	Robert Nichols
Ed Baggett	Monroe Gildersleeve	Wallace Redd
Martha Brockman	David Harper	Mark Riggins
Brandon Butts	Arnold Hodges	Larry Rocconi
Joe L. Creek	Jason A. Hodges	Ron J. Sokol
John M. Gannon	Garland Johnson	Audrey Tooley
John M. Genis	Charles Keene	Tommy Vallejos

PRESENT: 21

ABSENT: None

When and where the following proceedings were had and entered of record, to-wit:

## **FORMAL COMMISSION MEETING AGENDA**

**MAY 9, 2016**

**CALL TO ORDER** - Sheriff Fuson

**PLEDGE OF ALLEGIANCE**

**INVOCATION** – Chaplain Joe Creek

**ROLL CALL** – County Clerk

### **PROCLAMATIONS**

1. Rachel Davis – Girl Scout Gold Award
2. Lelia Burke – TN Justice Center “Mother of the Year”

### **APPROVAL OF APRIL 11, 2016 MINUTES**

### **VOTE ON ZONING RESOLUTIONS**

**CZ-6-2016:** Application of James Vernon Weakley from AG to C-5

**CZ-7-2016:** Application of Chris Cornell from AG to E-1

### **VOTE ON RESOLUTIONS**

- 16-5-1:** Resolution Accepting the “Public Improvements Program and Capital Budget, 2016-2017 through 2020-2021,” Compiled by the Clarksville-Montgomery County Regional Planning Commission, 2016
- 16-5-2:** Resolution to Request Unclaimed Balance of Accounts Remitted to the State Treasurer under the Unclaimed Property Act
- 16-5-3:** Resolution of the Montgomery County Board of Commissioners Authorizing Lease of Computers
- 16-5-4:** Resolution Amending the Retiree Health Insurance Benefit Plan for Employees of Montgomery County Hired on or After July 1, 2016
- 16-5-5:** Resolution to Replace the Audio Visual System in Four Courtrooms in the Montgomery County Courts Complex

## **UNFINISHED BUSINESS**

### **REPORTS**

1. County Clerk's Report – **(requires approval by Commission)**

### **REPORTS FILED**

1. Adequate Facilities Tax and Permit Revenue Reports for April, 2016
2. Driver Safety Reports, Jan – March 2016
3. Highway Department – 2016 County Road List **(needs approval by Commission)**
4. **Highway Department – Quarterly Report (Jan. Feb & March)**
5. **Trustee's Report**
6. **Accounts & Budgets Monthly Report**

**NOMINATING COMMITTEE NOMINATIONS** – Commissioner Robert Nichols, Chairman

**COUNTY MAYOR APPOINTMENTS** – County Mayor Jim Durrett

### **ANNOUNCEMENTS**

1. There will be a budget roundtable discussion on Wednesday, June 1, at 4:00 p.m. in the Commission Chambers.
2. The Public Hearing on the Budget will be held at 5:00 p.m. prior to the Informal Commission Meeting on June 6.

**ADJOURN** – Sheriff Fuson

# MONTGOMERY COUNTY GOVERNMENT



## PROCLAMATION

### By The County Mayor

**WHEREAS,** *for more than 100 years, Girl Scouting has helped build the courage, confidence and character of millions of girls by helping them discover themselves and their values, connect with others, and take action to make the world a better place; and*

**WHEREAS,** *Girl Scouts of Middle Tennessee has awarded Rachel Davis with the Girl Scouts Gold Award, the highest achievement in Girl Scouting; and*

**WHEREAS,** *the Girl Scout Gold Award, requires girls to make a measurable and sustainable difference in their community, assess a need and design a solution, find the resources and support to make it happen, complete the project and also inspire others to sustain it; and*

**WHEREAS,** *Rachel Davis, a Sophomore at Rossview High School, built an outdoor classroom for an elementary school in Clarksville which is being used for school lessons, guidance department purposes and after school activities. She used sustainable materials to build the structure, and her project was shared through local media and was featured by The Family Handyman magazine; and*

**WHEREAS,** *Rachel Davis has become a community leader and her accomplishments reflect leadership and citizenship skills that set her apart; and*

**WHEREAS,** *Rachel is now in the process of applying for the Girl Scouts of USA National Young Woman of Distinction which is an honor that only Gold Award recipients can apply. If selected, Rachel will serve a year working with Girl Scouts USA promoting the benefit of pursuing the Gold Award.*

**NOW, THEREFORE, I, JIM DURRETT,** Mayor of Montgomery County, Tennessee do hereby applaud Rachel Davis for earning the Girl Scout Gold Award which is truly a remarkable achievement and exemplifies her leadership, dedication, and perseverance in helping to make her community and world we live in a better place!

  
County Mayor

# MONTGOMERY COUNTY GOVERNMENT



## PROCLAMATION

### By The County Mayor

**WHEREAS,** *in recognition of Lelia Burke's love and dedication to gaining desperately needed support and healthcare for her now 3-year-old daughter, Lelita was honored by the Tennessee Justice Center to be the "2016 Mother of the Year"; and*

**WHEREAS,** *on June 12, 2013, Lelia Burke left her healthy, happy, 3-month-old daughter, Evianna, in the care of her cousin as she went off to work. A few hours later, she received a call that would change her life forever; and*

**WHEREAS,** *Evianna had been rushed to the hospital and was diagnosed as having skull fractures on both sides of her head and a brain hemorrhage, which doctors recognized as signs of abuse. Evianna who is now 3-years-old, cannot eat by herself, walk or talk, has seizures, is blind, and needs constant care; and*

**WHEREAS,** *one year ago, Lelia Burke was notified by TennCare that Evianna's home health hours would be reduced from 40 hours a week to 21 hours a week. Lelia knew that would not be sufficient for her baby girl, so she appealed only to be told she would have to face a hearing; and*

**WHEREAS,** *Lelia turned to the Tennessee Justice Center, a non-profit, public interest law and advocacy firm, for support and together they worked to get Evianna 40 hours of a higher level of nursing care per week, and as a result, Evianna is now able to sit up for 3 minutes at a time, can hold more objects, is able to use the left side of her body, has gained 7 pounds, and is gaining vital communication skills.*

**NOW, THEREFORE, I, JIM DURRETT,** Mayor of Montgomery County, Tennessee, applauds Lelia Burke for her determination in getting the necessary care Evianna needed, and for being a dedicated Mom to Evianna and her five-year-old sister, Nevaeh, who has PTSD, depression and nightmares due to the devastating abuse Evianna suffered. May God bless you and give you the strength you need every day to love, protect and care for Evianna and Nevaeh!

  
County Mayor

**A Proclamation was presented to Rachel Davis for earning the Girl Scout Gold Award by Mayor Durrett.**

**A Proclamation was presented to Lelia Burke for being honored by the Tennessee Justice Center as the “2016 Mother of the Year” by Mayor Durrett.**

# COUNTY COMMISSION MINUTES FOR

APRIL 11, 2016

SUBMITTED FOR APPROVAL MAY 9, 2016

BE IT REMEMBERED that the Board of Commissioners of Montgomery County, Tennessee, met in regular session on Monday, April 11, 2016, at 6:00 P.M. at the Montgomery County Courthouse. Present and presiding, the Hon. Jim Durrett, County Mayor (Chairman). Also present, Jeff Truitt, Chief of Staff, Kellie Jackson, County Clerk, John Fuson, Sheriff, Tim Harvey, County Attorney, Jeff Taylor, Director of Accounts and Budgets, and the following Commissioners:

Jerry Allbert	Robert Gibbs	Robert Nichols
Ed Baggett	Monroe Gildersleeve	Wallace Redd
Martha Brockman	David Harper	Mark Riggins
Brandon Butts	Arnold Hodges	Larry Rocconi
Joe L. Creek	Jason A. Hodges	Ron J. Sokol
John M. Gannon	Garland Johnson	Audrey Tooley
John M. Genis	Charles Keene	Tommy Vallejos

PRESENT: 21

ABSENT: None

When and where the following proceedings were had and entered of record, to-wit:

**A Joint Proclamation by Montgomery County and the City of Clarksville was presented to Shane Givens, and the City/County Dispatchers, for National Public Safety Telecommunicator Week by Mayor Durrett.**

**A Proclamation was presented to Jeanette Farrell, Amanda Kimbley, Rodney Journey, Petra Anderson, James Doster, Melony Johnson and Adria Reif for Animal Control Officer Appreciation Week by Mayor Durrett.**

**A Proclamation was presented to BG Brower, COL Salome and Mr. James Halford in honor of Fort Campbell's receiving of the 2016 Installation Management Command's Gold Award for the Army Community of Excellence by Mayor Durrett.**

**The minutes of the March 14, 2016, meeting of the Board of Commissioners, were approved.**

**The following Resolutions were Adopted:**

- |                  |   |
|------------------|---|
| <b>CZ-4-2016</b> | Resolution of the Montgomery County Board of Commissioners Amending the Zone Classification of the Property of Joe Wall   |
| <b>16-4-1</b>    | Resolution of the Montgomery County Board of Commissioners Approving Amendments to the 2015-16 School Budget  |
| <b>16-4-2</b>    | Resolution to Accept Office of Domestic Preparedness State Homeland Security Grant Program EMW-2015-SS-00023 and to Appropriate Funds   |
| <b>16-4-3</b>    | Amended Resolution to Prohibit Smoking on Montgomery County Government Campuses   |
| <b>16-4-4</b>    | Resolution to Adopt the Amendment of Tennessee Code Annotated §55-10-207, Section 4, Relating to Electronic Traffic Citation Fee  |
| <b>16-4-5</b>    | Resolution Authorizing the Transfer and Utilizing of Funds from the Sex Offender Registry Reserve Account   |
| <b>16-4-6</b>    | Resolution Authorizing Submission of an Application for a Grant to Continue the Litter and Trash Collection Program Contracted with the Tennessee Department of Transportation  |
| <b>16-4-7</b>    | Resolution Authorizing the Application for a Grant from the Recreational Trail Program (RTP) and/or the Local Parks and Recreation Fund (LPRF) by the Tennessee Department of Environment and Conservation for the Montgomery County Greenway |
| <b>16-4-8</b>    | Resolution to Adopt Robert's Rules of Order Revised 4 <sup>th</sup> Edition (Abbreviated RONR) for the Monthly County Commission Meetings   |



**16-4-9** Resolution to Amend the Budgets of Various Funds for Fiscal Year 2016 in Certain Areas of Revenues and Expenditures

**16-4-10** Resolution to Adopt a Voting Method for the Commission Chambers' System Installed February, 2016 for the Monthly County Commission Meetings

**The County Clerk's Report for the month of March was Adopted.**

**Reports Filed:**

1. Adequate Facilities Tax and Permit Revenue Reports for March, 2016
2. Trustee's Report
3. Accounts & Budgets Monthly Report

**Nominating Committee Nominations Approved:**

**BOARD OF EQUALIZATION**

Robert M. Fort nominated to replace Chuck Padgett for a two-year term to expire April, 2018.

Gary Ellis nominated to replace Bobby G. Wall for a two-year term to expire April, 2018.

Chris Barnett nominated to serve another two-year term to expire April, 2018.

Mark Kelly and Doug Jackson are City appointments.

**Mayor Nomination Approved:**

**JUDICIAL COMMISSIONER**

1-yr term

Carolyn Kay Honholt nominated to serve a one-year term as a new part-time Judicial Commissioner; term to expire April, 2017.

**Mayor Appointment Approved:**

**SENIOR CITIZENS BOARD**

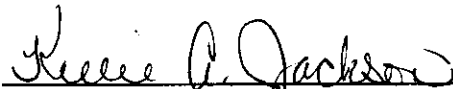
3-yr term

Maureen Potter appointed to fill the unexpired term of Joyce Paggeott, who has resigned; term to expire April, 2017.

**The Board was adjourned.**



Submitted by:



Kellie A. Jackson  
County Clerk

On Motion to Adopt by Commissioner Harper, seconded by Commissioner Brockman, the foregoing April 11, 2016, Minutes of the Board of County Commissioners, presented by Kellie Jackson, County Clerk, were Approved unanimously by the following roll call vote:

<b>District</b>	<b>Commissioner</b>	<b>Vote</b>	<b>District</b>	<b>Commissioner</b>	<b>Vote</b>	<b>District</b>	<b>Commissioner</b>	<b>Vote</b>
1	John M. Gannon	Y	8	Ron J. Sokol	Y	15	David Harper	Y
2	Charles Keene	Y	9	John M. Genis	Y	16	Wallace Redd	Y
3	Ed Baggett	Y	10	Martha Brockman	Y	17	Jason A. Hodges	Y
4	Mark Riggins	Y	11	Joe L. Creek	Y	18	Monroe Gildersleeve	Y
5	Robert Gibbs	Y	12	Robert Nichols	Y	19	Garland Johnson	Y
6	Arnold Hodges	Y	13	Audrey Tooley	Y	20	Jerry Allbert	Y
7	Brandon Butts	Y	14	Tommy Vallejos	Y	21	Larry Rocconi	Y

Yeses – 21 Noes – 0 Abstentions – 0

ABSENT: None

**RESOLUTION OF THE MONTGOMERY COUNTY BOARD OF  
COMMISSIONERS  
AMENDING THE ZONE CLASSIFICATION OF THE PROPERTY OF  
JAMES VERNON WEAKLEY**

WHEREAS, an application for a zone change from AG Agricultural District to C-5 Highway & Arterial Commercial District has been submitted by James Vernon Weakley and

WHEREAS, said property is identified as County Tax Map 105, parcel 19.01 p/o & 34.00, containing 2.81 acres, situated in Civil District 13, located Property fronting on the North frontage of Highway 41-A South, 1,650+/- feet southeast of the Hwy. 41-A South & Langford Rd. intersection; and

WHEREAS, said property is described as follows:

Beginning at an existing iron pin in the northeast margin of US Hwy 41-A, said iron pin being 2,690 feet west of Mt. Carmel Road; thence along margin of said road North 49 Degrees 52 Minutes 57 Seconds West 363.71 feet to a new iron pin; thence leaving margin of said road along a new division as follows: North 40 Degrees 07 Minutes 03 Seconds East 390.02 feet to a new iron pin; thence North 80 Degrees 09 Minutes 07 Seconds East 194.82 feet to a new iron pin in the west line of the John Conroy Head, Sr. Credit Shelter Trust Property (Volume 1313, Page 2176); thence with said property South 16 Degrees 15 Minutes 57 Seconds West 589.54 feet to the point of beginning and containing an area of 2.81 acres

WHEREAS, the Planning Commission staff recommends APPROVAL and the Regional Planning Commission recommends APPROVAL of said application.

NOW, THEREFORE, BE IT RESOLVED by the Montgomery County Board of County Commissioners assembled in regular session on this 9th day of May, 2016, that the zone classification of the property of James Vernon Weakley from AG to C-5 is hereby approved.

Duly passed and approved this 9th day of May, 2016.

Attested:  
County Clerk

*Kelli Jackson*

Sponsor  
Commissioner  
Approved

*David A. Pappas*  
*[Signature]*  
*[Signature]*

County Mayor



On Motion to Adopt by Commissioner Rocconi, seconded by Commissioner Baggett, the foregoing Zoning Resolution was Adopted by the following roll call vote:

District	Commissioner	Vote	District	Commissioner	Vote	District	Commissioner	Vote
1	John M. Gannon	Y	8	Ron J. Sokol	Y	15	David Harper	Y
2	Charles Keene	Y	9	John M. Genis	Y	16	Wallace Redd	Y
3	Ed Baggett	Y	10	Martha Brockman	Y	17	Jason A. Hodges	Y
4	Mark Riggins	Y	11	Joe L. Creek	Y	18	Monroe Gildersleeve	Y
5	Robert Gibbs	Y	12	Robert Nichols	Y	19	Garland Johnson	Y
6	Arnold Hodges	Y	13	Audrey Tooley	Y	20	Jerry Allbert	Y
7	Brandon Butts	Y	14	Tommy Vallejos	Y	21	Larry Rocconi	Y

Yeses – 21 Noes – 0 Abstentions – 0

ABSENT: None

**RESOLUTION OF THE MONTGOMERY COUNTY BOARD OF  
COMMISSIONERS  
AMENDING THE ZONE CLASSIFICATION OF THE PROPERTY OF  
CHRIS CORNELL**

WHEREAS, an application for a zone change from AG Agricultural District to E-1 Single-Family Estate District has been submitted by Chris Cornell and

WHEREAS, said property is identified as County Tax Map 089, parcel 96.00, containing 3.0 +/- acres, situated in Civil District 13, located Property fronting on the east frontage of Bend Rd. south of West Rd. & north of Neblett Rd. ; and

WHEREAS, said property is described as follows:

Beginning at a stake 282 feet from the north edge of Neblett Road and 20 feet from the centerline of Bend Road; thence with the east right of way of Bend Road, north 14 degrees 30 minutes east 630 feet to a stake; Johnson's southwest corner; thence south 14 degrees 30 minutes east 210 feet to a stake in Hale's northwest corner; thence south 14 degrees 30 minutes west 630 feet with Hale's west line to a stake; thence with Hale's north line, north 80 degrees 30 minutes west, 210 feet to the point of beginning, containing 3 acres more or less. (Further identified as Tax Map 89, Parcel 96.00)

WHEREAS, the Planning Commission staff recommends APPROVAL and the Regional Planning Commission recommends APPROVAL of said application.

NOW, THEREFORE, BE IT RESOLVED by the Montgomery County Board of County Commissioners assembled in regular session on this 9th day of May, 2016, that the zone classification of the property of Chris Cornell from AG to E-1 is hereby approved.

Duly passed and approved this 9th day of May, 2016.

Attested: Julie Jackson  
County Clerk

Sponsor  
Commissioner  
Approved

David A. Pippke  
Joe Creek  
Jim Dunbar  
County Mayor



On Motion to Adopt by Commissioner Riggins, seconded by Commissioner A. Hodges, the foregoing Zoning Resolution was Adopted by the following roll call vote:

District	Commissioner	Vote	District	Commissioner	Vote	District	Commissioner	Vote
1	John M. Gannon	Y	8	Ron J. Sokol	Y	15	David Harper	Y
2	Charles Keene	Y	9	John M. Genis	Y	16	Wallace Redd	Y
3	Ed Baggett	Y	10	Martha Brockman	Y	17	Jason A. Hodges	Y
4	Mark Riggins	Y	11	Joe L. Creek	Y	18	Monroe Gildersleeve	Y
5	Robert Gibbs	Y	12	Robert Nichols	Y	19	Garland Johnson	Y
6	Arnold Hodges	Y	13	Audrey Tooley	Y	20	Jerry Allbert	Y
7	Brandon Butts	Y	14	Tommy Vallejos	Y	21	Larry Rocconi	A

Yeses – 20 Noes – 0 Abstentions – 1

ABSENT: None

**RESOLUTION ACCEPTING THE "PUBLIC IMPROVEMENTS PROGRAM AND CAPITAL BUDGET,  
2016-2017 THROUGH 2020-2021," COMPILED BY THE CLARKSVILLE-MONTGOMERY  
COUNTY REGIONAL PLANNING COMMISSION, 2016**

**WHEREAS**, the provision, nature and location of public facilities have a great influence on the pattern of urban growth, facilitating a need to anticipate present and future requirements of a growing community, and outline them in general planning proposals; and

**WHEREAS**, the "Public Improvements Program and Capital Budget" (commonly known as the "Five-Year Capital Improvements Program") has been compiled from an on-going annual process of constructive feedback from various functional departments, boards, agencies, and commissions of the County.

**NOW, THEREFORE, BE IT RESOLVED** by the Montgomery County Board of Commissioners meeting in regular session on this 9<sup>th</sup> day of May, 2016, that the "Public Improvements Program and Capital Budget, 2016-2017 through 2020-2021," compiled by the Clarksville-Montgomery County Regional Planning Commission, be and the same is hereby accepted to be used as a financial tool for making decisions concerning future public improvement projects and to serve as a guideline and information source when considering the County Budget.

**Duly passed and approved this 9<sup>th</sup> day of May, 2016.**



Sponsor

David D. Rypke

Commissioner

Joe / Creek

Approved

J. D. Smith

County Mayor

Attested

Kellie Jackson

County Clerk

**CAPITAL IMPROVEMENT PROGRAM  
MONTGOMERY COUNTY GOVERNMENT  
PROPOSED SUMMARY OF PROJECTS  
JULY 1, 2016 THROUGH JUNE 30TH 2017**

**Department: BUILDING & PROJECTS**

						Timing of Expenditures				
Project Type:	Project Description	Priority	Funding prior to FY17	Amount Remaining to be Budgeted:	Est. Cost of Project	FY2017	FY2018	FY2019	FY2020	FY2021
Construction	Old Career Center Renovation	B	800,000	100,000	900,000	-	100,000	-	-	-
Construction	Court Center Renovations	B	400,000	7,275,000	7,675,000	7,000,000	275,000	-	-	-
Construction	Historic Court House Renovations	A		330,000	330,000	330,000	-	-	-	-
Equipment	Veterans Plaza Security Cameras	C	-	85,000	85,000	-	85,000	-	-	-
Construction	Warehouse for Facilities Development	C	-	500,000	500,000	500,000	-	-	-	-
Construction	Replacement of Roofs- (Various)	C	-	1,100,000	1,100,000	-	550,000	-	550,000	-
Construction	Replacement of HVAC (Various)	C	-	2,200,000	2,200,000	-	1,100,000	-	1,100,000	-
Other	Siemens Performance Based Energy Project	B		8,000,000	8,000,000	8,000,000	-	-	-	-
Grant	Intermodal Port Facility- Grant	A	1,005,000	5,000,000	6,005,000	5,000,000	-	-	-	-
Construction	Jail Hot Water Storage Tank Replacement	A		120,000	120,000	20,000	100,000	-	-	-
Construction	EMS Station 31	A	115,000	1,450,000	1,565,000	1,450,000	-	-	-	-
Construction	Re-roof EMS Headquarters	B	-	100,000	100,000	100,000	-	-	-	-
Construction	EMS Admin & Logistics Building	B	-	4,650,000	4,650,000	400,000	4,250,000	-	-	-
Construction	Civic Plaza	A	3,500,000	2,500,000	6,000,000	2,500,000				
Construction	Rotary Park Parking & Infrastructure	A	35,000	750,000	785,000	750,000	-	-	-	-
Design	Civitan Park (Phase 2)	B	-	4,500,000	4,500,000	350,000	4,150,000	-	-	-
Construction	Greenway	A	110,000	10,000,000	10,110,000	1,500,000	500,000	3,000,000	800,000	4,200,000
Construction	Branch Library	C	-	10,000,000	10,000,000	1,000,000	1,000,000	8,000,000	-	-
Construction	Fredonia Community Center	A	222,982	3,850,000	4,072,982	350,000	3,500,000			
Construction	Lafayette Road Widening- TDOT Grant	A	1,397,000	1,025,000	2,422,000	1,025,000	-	-	-	-
Construction	Re-roof EMS Station 28	B	-	100,000	100,000	-	100,000	-	-	-
Construction	Rotary Park Pavilion Restrooms	C	-	495,000	495,000	-	45,000	450,000	-	-
Construction	Rotary Park Nature Center	B	-	1,650,000	1,650,000	-	150,000	1,500,000	-	-
Construction	Rotary Park Entrance Improvements	C	-	100,000	100,000	-	-	-	100,000	-
Construction	Carmel Park	C	-	1,600,000	1,600,000	-	-	-	1,600,000	-
			<b>7,584,982</b>	<b>67,480,000</b>	<b>75,064,982</b>	<b>30,275,000</b>	<b>15,905,000</b>	<b>12,950,000</b>	<b>4,150,000</b>	<b>4,200,000</b>

**Notes:**

Priority rankings (A-C) reported by Department Heads/Elected Officials are based off the following criteria:

Priority A-Projects currently underway for which the local government unit is fully committed and/or are so urgently needed that implementation cannot be delayed.

Priority B-Projects needed to maintain the agency/activity program at current level of performance.

Priority C-Projects needed as soon as funds can reasonably be made available, or projects which are desirable but needing further study.



CAPITAL IMPROVEMENT PROGRAM  
MONTGOMERY COUNTY GOVERNMENT  
PROPOSED SUMMARY OF PROJECTS  
JULY 1, 2016 THROUGH JUNE 30TH 2017

Department: CIRCUIT COURT CLERK

						Timing of Expenditures				
Project Type:	Project Description	Priority	Funding prior to FY17	Amount Remaining to be Budgeted:	Est. Cost of Project	FY2017	FY2018	FY2019	FY2020	FY2021
Equipment	Mobile High Density Filing System	B	-	135,000	135,000	-	-	135,000	-	-
			-	<b>135,000</b>	<b>135,000</b>	-	-	<b>135,000</b>	-	-

Notes:

Priority rankings (A-C) reported by Department Heads/Elected Officials are based off the following criteria:

Priority A-Projects currently underway for which the local government unit is fully committed and/or are so urgently needed that implementation cannot be delayed.

Priority B-Projects needed to maintain the agency/activity program at current level of performance.

Priority C-Projects needed as soon as funds can reasonably be made available, or projects which are desirable but needing further study.

CAPITAL IMPROVEMENT PROGRAM  
MONTGOMERY COUNTY GOVERNMENT  
PROPOSED SUMMARY OF PROJECTS  
JULY 1, 2016 THROUGH JUNE 30TH 2017

Department: COUNTY BUILDINGS

Timing of Expenditures

Project Type:	Project Description	Priority	Funding prior to FY17	Amount Remaining to be Budgeted:	Est. Cost of Project	Timing of Expenditures				
						FY2017	FY2018	FY2019	FY2020	FY2021
Equipment	Fire Alarm System	B	-	35,000	35,000	35,000	-	-	-	-
			-	<b>35,000</b>	<b>35,000</b>	<b>35,000</b>	-	-	-	-

Notes:

Priority rankings (A-C) reported by Department Heads/Elected Officials are based off the following criteria:

Priority A-Projects currently underway for which the local government unit is fully committed

and/or are so urgently needed that implementation cannot be delayed.

Priority B-Projects needed to maintain the agency/activity program at current level of performance.

Priority C-Projects needed as soon as funds can reasonably be made available, or projects which are desirable but needing further study.

CAPITAL IMPROVEMENT PROGRAM  
MONTGOMERY COUNTY GOVERNMENT  
PROPOSED SUMMARY OF PROJECTS  
JULY 1, 2016 THROUGH JUNE 30TH 2017

Department: EMS

Timing of Expenditures

Project Type:	Project Description	Priority	Funding prior to FY17	Amount Remaining to be Budgeted:	Est. Cost of Project	Timing of Expenditures				
						FY2017	FY2018	FY2019	FY2020	FY2021
Equipment	Ambulances (3 per FY)	A	-	5,148,110	5,148,110	853,700	925,320	1,017,852	1,119,637	1,231,601
Equipment	Medical Supply Vending Stations	B	-	300,000	300,000	-	300,000	-	-	-
			-	<b>5,448,110</b>	<b>5,448,110</b>	<b>853,700</b>	<b>1,225,320</b>	<b>1,017,852</b>	<b>1,119,637</b>	<b>1,231,601</b>

Notes:

Priority rankings (A-C) reported by Department Heads/Elected Officials are based off the following criteria:

Priority A-Projects currently underway for which the local government unit is fully committed and/or are so urgently needed that implementation cannot be delayed.

Priority B-Projects needed to maintain the agency/activity program at current level of performance.

Priority C-Projects needed as soon as funds can reasonably be made available, or projects which are desirable but needing further study.

CAPITAL IMPROVEMENT PROGRAM  
MONTGOMERY COUNTY GOVERNMENT  
PROPOSED SUMMARY OF PROJECTS  
JULY 1, 2016 THROUGH JUNE 30TH 2017

Department: FIRE SERVICES

Timing of Expenditures

Project Type:	Project Description	Priority	Funding prior to FY17	Amount	Est. Cost of Project					
				Remaining to be Budgeted:		FY2017	FY2018	FY2019	FY2020	FY2021
Equipment	Tankers (1 per FY)	B	-	720,000	720,000	-	180,000	180,000	180,000	180,000
Equipment	Class A Pumper	B	-	1,500,545	1,500,545	300,545	300,000	300,000	300,000	300,000
Construction	Storage Building	B	-	55,000	55,000	55,000	-	-	-	-
			-	<b>2,275,545</b>	<b>2,275,545</b>	<b>355,545</b>	<b>480,000</b>	<b>480,000</b>	<b>480,000</b>	<b>480,000</b>

Notes:

Priority rankings (A-C) reported by Department Heads/Elected Officials are based off the following criteria:

Priority A-Projects currently underway for which the local government unit is fully committed

and/or are so urgently needed that implementation cannot be delayed.

Priority B-Projects needed to maintain the agency/activity program at current level of performance.

Priority C-Projects needed as soon as funds can reasonably be made available, or projects which are desirable but needing further study.

CAPITAL IMPROVEMENT PROGRAM  
MONTGOMERY COUNTY GOVERNMENT  
PROPOSED SUMMARY OF PROJECTS  
JULY 1, 2016 THROUGH JUNE 30TH 2017

Department: INFORMATION TECHNOLOGY

Timing of Expenditures

Project Type:	Project Description	Priority	Funding prior to FY17	Amount		Est. Cost of Project	FY2017	FY2018	FY2019	FY2020	FY2021
				Remaining to be Budgeted:							
Furniture &Fixtures	Old Career Center Renovation	A	-	126,800	126,800	126,800					
Equipment	Old Career Center Renovation	A	-	56,247	56,247	56,247					
Other	CAD Hardware for E911	A	-	354,270	354,270	354,270	-	-	-	-	-
Other	RMS Hardware & Software (Jail)	A		631,413	631,413	631,413	-	-	-	-	-
Equipment	APC UPS (@ PSC & Vet Plz)	A		82,791	82,791	82,791	-	-	-	-	-
Equipment	A/V Refresh (Civic Hall)	A		44,298	44,298	44,298	-	-	-	-	-
Equipment	Video Conferencing Systems	B		111,000	111,000	111,000	-	-	-	-	-
			-	1,406,819	1,406,819	1,406,819	-	-	-	-	-

Notes:

Priority rankings (A-C) reported by Department Heads/Elected Officials are based off the following criteria:

Priority A-Projects currently underway for which the local government unit is fully committed and/or are so urgently needed that implementation cannot be delayed.

Priority B-Projects needed to maintain the agency/activity program at current level of performance.

Priority C-Projects needed as soon as funds can reasonably be made available, or projects which are desirable but needing further study.

CAPITAL IMPROVEMENT PROGRAM  
MONTGOMERY COUNTY GOVERNMENT  
PROPOSED SUMMARY OF PROJECTS  
JULY 1, 2016 THROUGH JUNE 30TH 2017

Department: PARKS

Timing of Expenditures

Project Type:	Project Description	Priority	Funding prior to FY17	Amount Remaining to be Budgeted:	Est. Cost of Project	Timing of Expenditures				
						FY2017	FY2018	FY2019	FY2020	FY2021
Equipment	Tractor	B	-	38,000	38,000	-	-	-	-	38,000
			-	<b>38,000</b>	<b>38,000</b>	-	-	-	-	<b>38,000</b>

Notes:

Priority rankings (A-C) reported by Department Heads/Elected Officials are based off the following criteria:

Priority A-Projects currently underway for which the local government unit is fully committed  
and/or are so urgently needed that implementation cannot be delayed.

Priority B-Projects needed to maintain the agency/activity program at current level of  
performance.

Priority C-Projects needed as soon as funds can reasonably be made available, or projects which  
are desirable but needing further study.

CAPITAL IMPROVEMENT PROGRAM  
MONTGOMERY COUNTY GOVERNMENT  
PROPOSED SUMMARY OF PROJECTS  
JULY 1, 2016 THROUGH JUNE 30TH 2017

Department: PROPERTY ASSESSOR'S OFFICE

Timing of Expenditures

Project Type:	Project Description	Priority	Funding prior to FY17	Amount	Est. Cost of Project	Timing of Expenditures				
				Remaining to be Budgeted:		FY2017	FY2018	FY2019	FY2020	FY2021
Other	CAMA System	B	-	175,000	175,000	175,000	-	-	-	-
			-	<b>175,000</b>	<b>175,000</b>	<b>175,000</b>	-	-	-	-

Notes:

Priority rankings (A-C) reported by Department Heads/Elected Officials are based off the following criteria:

Priority A-Projects currently underway for which the local government unit is fully committed

and/or are so urgently needed that implementation cannot be delayed.

Priority B-Projects needed to maintain the agency/activity program at current level of performance.

Priority C-Projects needed as soon as funds can reasonably be made available, or projects which are desirable but needing further study.

CAPITAL IMPROVEMENT PROGRAM  
MONTGOMERY COUNTY GOVERNMENT  
PROPOSED SUMMARY OF PROJECTS  
JULY 1, 2016 THROUGH JUNE 30TH 2017

Department: SHERIFF'S OFFICE

Timing of Expenditures

Project Type:	Project Description	Priority	Amount							
			Funding prior to FY17	Remaining to be Budgeted:	Est. Cost of Project	FY2017	FY2018	FY2019	FY2020	FY2021
Construction	Outdoor Range Facility	B	-	360,000	360,000	105,000	255,000	-	-	-
			-	<b>360,000</b>	<b>360,000</b>	<b>105,000</b>	<b>255,000</b>	-	-	-

Notes:

Priority rankings (A-C) reported by Department Heads/Elected Officials are based off the following criteria:

Priority A-Projects currently underway for which the local government unit is fully committed and/or are so urgently needed that implementation cannot be delayed.

Priority B-Projects needed to maintain the agency/activity program at current level of performance.

Priority C-Projects needed as soon as funds can reasonably be made available, or projects which are desirable but needing further study.



CAPITAL IMPROVEMENT PROGRAM  
MONTGOMERY COUNTY GOVERNMENT  
PROPOSED SUMMARY OF PROJECTS  
JULY 1, 2016 THROUGH JUNE 30TH 2017

Department: TRUSTEE'S OFFICE

						Timing of Expenditures				
Project Type:	Project Description	Priority	Funding prior to FY17	Amount Remaining to be Budgeted:	Est. Cost of Project	FY2017	FY2018	FY2019	FY2020	FY2021
Construction	Custom Bulletproof System (level 3)	A	-	125,000	125,000	125,000	-	-	-	-
			-	<b>125,000</b>	<b>125,000</b>	<b>125,000</b>	-	-	-	-

Notes:

Priority rankings (A-C) reported by Department Heads/Elected Officials are based off the following criteria:

Priority A-Projects currently underway for which the local government unit is fully committed and/or are so urgently needed that implementation cannot be delayed.

Priority B-Projects needed to maintain the agency/activity program at current level of performance.

Priority C-Projects needed as soon as funds can reasonably be made available, or projects which are desirable but needing further study.

CAPITAL IMPROVEMENT PROGRAM  
MONTGOMERY COUNTY GOVERNMENT  
PROPOSED SUMMARY OF PROJECTS  
JULY 1, 2016 THROUGH JUNE 30TH 2017

Department: WORKHOUSE

						Timing of Expenditures				
Project Type:	Project Description	Priority	Funding prior to FY17	Amount Remaining to be Budgeted:	Est. Cost of Project	FY2017	FY2018	FY2019	FY2020	FY2021
Construction	Fencing	A	-	35,000	35,000	35,000	-	-	-	-
			-	<b>35,000</b>	<b>35,000</b>	<b>35,000</b>	-	-	-	-

Notes:

Priority rankings (A-C) reported by Department Heads/Elected Officials are based off the following criteria:

Priority A-Projects currently underway for which the local government unit is fully committed and/or are so urgently needed that implementation cannot be delayed.

Priority B-Projects needed to maintain the agency/activity program at current level of performance.

Priority C-Projects needed as soon as funds can reasonably be made available, or projects which are desirable but needing further study.

## Summary of Montgomery County Five Year Capital Improvement Plan

Budgeted Expenses Prior to 1- Jul-16	Amount Remaining to Be Budgeted	Estimated Total Cost of Projects	Timing of Expenditures				
			FY2017	FY2018	FY2019	FY2020	FY2021
7,584,982	77,513,474	85,098,456	33,366,064	17,865,320	14,582,852	5,749,637	5,949,601

**CAPITAL IMPROVEMENT PROGRAM  
MONTGOMERY COUNTY GOVERNMENT - COMPONENT UNITS OF GOVT  
PROPOSED SUMMARY OF PROJECTS  
JULY 1, 2016 THROUGH JUNE 30TH 2017**

**Department: BI-COUNTY WASTE MANAGEMENT**

**Timing of Expenditures**

Project Type:	Project Description	Priority	Funding prior to FY17	Amount Remaining to be Budgeted:	Est. Cost of Project	FY2017	FY2018	FY2019	FY2020	FY2021
Equipment	1/2 Ton Pickup Truck	B	-	35,000	35,000	35,000	-	-	-	-
Equipment	2500 Pick-up Truck	B	-	40,000	40,000	40,000	-	-	-	-
Equipment	D-5 Cat Dozer	B	-	225,000	225,000	-	-	-	-	225,000
Equipment	D-8T Cat Dozer	B	-	1,100,000	1,100,000	-	-	1,100,000	-	-
Equipment	336 E Cat Excavator	B	-	470,000	470,000	-	-	470,000	-	-
Equipment	816 Cat Compactor	B	-	615,000	615,000	-	615,000	-	-	-
Equipment	Tractor w/ Bush Hog	B	-	60,000	60,000	60,000	-	-	-	-
Equipment	RTV 4 Wheeler	C	-	15,000	15,000	15,000	-	-	-	-
Equipment	Semi-Truck	B	-	470,000	470,000	350,000	120,000	-	-	-
Equipment	L70 Rubber Tire Loader	B	-	90,000	90,000	90,000	-	-	-	-
Equipment	80,000 LB Dozer	B	-	475,000	475,000	-	-	475,000	-	-
Equipment	380 Volvo Track Hoe	B	-	300,000	300,000	-	-	300,000	-	-
Equipment	Service Truck w/ Crane	C	-	75,000	75,000	75,000	-	-	-	-
Equipment	D6M Dozer	B	-	240,000	240,000	-	240,000	-	-	-
Equipment	973D Track Loader w/ Landfill Package	B	-	450,000	450,000	450,000	-	-	-	-
Construction	Expansion of Office Building	C	-	225,000	225,000	225,000	-	-	-	-
Equipment	Scales (Landfill)	B	-	55,000	55,000	55,000	-	-	-	-
				<b>4,940,000</b>	<b>4,940,000</b>	<b>1,395,000</b>	<b>975,000</b>	<b>2,345,000</b>	<b>-</b>	<b>225,000</b>

**Notes:**

Priority rankings (A-C) reported by Department Heads/Elected Officials are based off the following criteria:

Priority A-Projects currently underway for which the local government unit is fully committed and/or are so urgently needed that implementation cannot be delayed.

Priority B-Projects needed to maintain the agency/activity program at current level of performance.

Priority C-Projects needed as soon as funds can reasonably be made available, or projects which are desirable but needing further study.

On Motion to Adopt by Commissioner Gannon, seconded by Commissioner J. Hodges, the foregoing Resolution was Adopted by the following roll call vote:

District	Commissioner	Vote	District	Commissioner	Vote	District	Commissioner	Vote
1	John M. Gannon	Y	8	Ron J. Sokol	Y	15	David Harper	Y
2	Charles Keene	Y	9	John M. Genis	Y	16	Wallace Redd	Y
3	Ed Baggett	Y	10	Martha Brockman	Y	17	Jason A. Hodges	Y
4	Mark Riggins	Y	11	Joe L. Creek	Y	18	Monroe Gildersleeve	Y
5	Robert Gibbs	Y	12	Robert Nichols	Y	19	Garland Johnson	Y
6	Arnold Hodges	Y	13	Audrey Tooley	Y	20	Jerry Allbert	Y
7	Brandon Butts	Y	14	Tommy Vallejos	Y	21	Larry Rocconi	Y

Yeses – 21 Noes – 0 Abstentions – 0

ABSENT: None

**RESOLUTION TO REQUEST UNCLAIMED BALANCE OF ACCOUNTS REMITTED  
TO THE STATE TREASURER UNDER THE UNCLAIMED PROPERTY ACT**

**WHEREAS**, Tennessee Code Annotated Section 66-29-102 and Section 66-29-123, as amended by Public Chapter 401, Acts of 1985, provide that a municipality or county in Tennessee may request payment for the unclaimed balance of funds reported and remitted by or on behalf of the local government and its agencies if it exceeds \$100.00, less a proportionate share of the cost administering the program; and

**WHEREAS**, Montgomery County and/or its agencies have remitted unclaimed accounts to the State Treasurer in accordance with the Uniform Disposition of Unclaimed Property Act; and

**WHEREAS**, Montgomery County agrees to meet all of the requirements of Tennessee Code Annotated Section 66-29-101 et seq. and to accept liability for future claims against accounts represented in funds paid to it and to submit an annual report of claims received on these accounts to the State Treasurer by September 1 each year; and

**WHEREAS**, it is agreed that this local government will retain a sufficient amount to insure prompt payment of allowed claims without deduction for administrative costs or service charge and that the balance of funds will be deposited in this local government's general fund.

**NOW, THEREFORE, BE IT RESOLVED** that the Montgomery County Board of Commissioners request the State Treasurer to pay the unclaimed balance of funds to it in accordance with the provisions of Tennessee Code Annotated Section 66-29-121. A list of remittances made by or on behalf of the local government and its agencies is attached.

**Duly passed and approved this 9<sup>th</sup> day of May, 2016.**

**COUNTY CLERK  
SEAL  
MONTGOMERY COUNTY, TN**

Attested *Reenie Jackson*  
County Clerk

Sponsor *J. Smith*  
Commissioner *Joe / Creek*  
Approved *J. Smith*  
County Mayor

**REMITTANCES FILED BY OR ON BEHALF  
OF LOCAL GOVERNMENT AND ITS AGENCIES**

Name of County/Municipality      MONTGOMERY COUNTY GOVERNMENT

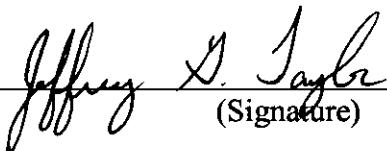
Mailing Address      PO BOX 368  
CLARKSVILLE TN 37041-0368

Name of Holder or Agency Submitting Report and Remittance	Holder Identification Number	Amount of Remittance	Date of Remittance	Federal employer tax ID #
Montgomery Co General Sessions Court	8676			62-1575527
Montgomery County Chancery Court	8580			62-6000764
Montgomery County Clerks Office	39198			62-6000764
Montgomery County Trustee	34410			62-6000764
Montgomery County Government	42504			62-6000764
Montgomery County Circuit Court	8579			62-1575527

I certify that any agencies included in this request are chartered under this local government.

931-648-5705

Phone Number

  
(Signature)

Jeffrey G. Taylor

Printed Name

Director of Accounts & Budgets

(Title)

Date \_\_\_\_\_

This report and accompanying Resolution may be filed with the Unclaimed Property office of the State Treasury Department at any point between the actual remittance of unclaimed accounts and the June 1 eighteen months following.

16-5-2

On Motion to Adopt by Commissioner Brockman, seconded by Commissioner Nichols, the foregoing Resolution was Adopted by the following roll call vote:

District	Commissioner	Vote	District	Commissioner	Vote	District	Commissioner	Vote
1	John M. Gannon	Y	8	Ron J. Sokol	Y	15	David Harper	Y
2	Charles Keene	Y	9	John M. Genis	Y	16	Wallace Redd	Y
3	Ed Baggett	Y	10	Martha Brockman	Y	17	Jason A. Hodges	Y
4	Mark Riggins	Y	11	Joe L. Creek	Y	18	Monroe Gildersleeve	Y
5	Robert Gibbs	Y	12	Robert Nichols	Y	19	Garland Johnson	Y
6	Arnold Hodges	Y	13	Audrey Tooley	Y	20	Jerry Allbert	Y
7	Brandon Butts	Y	14	Tommy Vallejos	Y	21	Larry Rocconi	Y

Yeses – 21 Noes – 0 Abstentions – 0

ABSENT: None



**RESOLUTION OF THE MONTGOMERY COUNTY  
BOARD OF COMMISSIONERS AUTHORIZING  
LEASE OF COMPUTERS**

**WHEREAS**, CMCSS (Lessee) desires to enter into a four year Equipment Lease Agreement with Lenovo (Lessor), as set forth in Exhibit A, for the purpose of leasing the equipment therein described for the total cost specified therein (collectively the "Equipment"), and;

**WHEREAS**, the funding for the lease agreement was initially appropriated by the Board of County Commissioners April, 2016 by way of CMCSS' General Purpose School Fund Budget Amendments and is reflected in the recurring budget for FY 2016-17, and;

**WHEREAS**, additional funding required for the lease agreement improvement proposed within the FY 2016-17 budget is contingent upon adoption of said budget by the Board of County Commission, and

**WHEREAS**, pursuant to Section 7-51-902 of the Tennessee Code Annotated, as amended, CMCSS is authorized to acquire capital improvement property by Lease Agreement and pay interest thereon by contract for a term not to exceed 40 years, or the useful life of the capital improvement property, whichever is less, and;

**NOW, THEREFORE, BE IT RESOLVED** by the Montgomery County Board of County Commissioners assembled in Regular Session on this the 9<sup>th</sup> day of May, 2016 that the Agreement and Exhibit attached hereto in substantially the same form as Exhibit "A", by and between the Lessor and the Lessee are hereby approved and the Director (the "Authorized Officer") is hereby authorized and directed to execute said Agreement on behalf of the Lessee. The agreement will be executed for fiscal year 2016-17.

Duly passed and approved this 9th day of May, 2016.

Sponsor

Commissioner

Approved

Attested

County Mayor

County Court Clerk





Clarksville-Montgomery  
County School System

April 7, 2016

## Executive Order

### Computer Lease Agreement

#### Recommendation:

That said, an Executive Order by the School Board Chair is being requested in order to bring the resolution forward for the School Board's formal meeting Tuesday, April 12, 2016. This will allow the resolution to proceed to the County Commission for its May meeting and with their approval the technology department will have the much needed time for receiving and set-up of computers for the 2016-2017 school year.

A handwritten signature in black ink, appearing to read 'Josh Baggett'.

Joshua Baggett  
Chairman

A handwritten signature in black ink, appearing to read 'B. J. Worthington'.

B. J. Worthington  
Director of Schools

To: Dr. B. J. Worthington, Director of Schools

From: Danny Grant

A handwritten signature in black ink, appearing to read 'dgy'.

Date: April 6, 2016

Re: Computer Lease Agreement

**Background:**

All bids received as of Tuesday, April 5, 2016 for the lease purchase of computers have been reviewed and I was informed today that it is the consensus of the technology staff and school principals to award the bid to Lenovo. Of course, this is contingent upon the adoption of CMCSS' April, 2016 budget amendments by the Board of County Commissioners on Monday, April 11, 2016 which provides for the computer lease funding.

As a second step, a resolution authorizing the computer lease agreement must be approved by both the School Board and the Board of County Commissioners. This is the same process we followed when we initially began leasing computers back in July, 2014. The resolution attached also identifies the proposed technology improvement for leasing computers in the FY 2016-17 budget request, which is subject to the Board of County Commissioners' adoption of said budget.

**Recommendation:**

That said, I am requesting an executive order by the School Board Chair in order to bring the resolution forward for the School Board's formal meeting Tuesday, April 12, 2016. This will allow the resolution to proceed to the County Commission for its May meeting and with their approval the technology department will have the much needed time for receiving and set-up of computers for the 2016-17 school year.

**Danny Grant** • Chief Financial Officer

621 Gracey Avenue • Clarksville, TN 37040 • Phone: 931.920.7847 • [danny.grant@cmcsc.net](mailto:danny.grant@cmcsc.net)

16-5-3

On Motion to Adopt by Commissioner Keene, seconded by Commissioner Tooley, the foregoing Resolution was Adopted by the following roll call vote:

District	Commissioner	Vote	District	Commissioner	Vote	District	Commissioner	Vote
1	John M. Gannon	Y	8	Ron J. Sokol	Y	15	David Harper	Y
2	Charles Keene	Y	9	John M. Genis	Y	16	Wallace Redd	Y
3	Ed Baggett	Y	10	Martha Brockman	Y	17	Jason A. Hodges	A
4	Mark Riggins	Y	11	Joe L. Creek	Y	18	Monroe Gildersleeve	Y
5	Robert Gibbs	Y	12	Robert Nichols	Y	19	Garland Johnson	Y
6	Arnold Hodges	Y	13	Audrey Tooley	Y	20	Jerry Allbert	Y
7	Brandon Butts	Y	14	Tommy Vallejos	Y	21	Larry Rocconi	Y

Yeses – 20 Noes – 0 Abstentions – 1

ABSENT: None

**RESOLUTION AMENDING THE RETIREE HEALTH INSURANCE BENEFIT  
PLAN FOR EMPLOYEES OF MONTGOMERY COUNTY  
HIRED ON OR AFTER JULY 1, 2016**

**WHEREAS**, the Personnel Advisory Committee is charged with developing policies governing all county employees; and

**WHEREAS**, the Personnel Advisory Committee met on March 22, 2016, and recommended changes to future retiree's health insurance plan designs and premiums; and

**WHEREAS**, as outlined by the attached document, Montgomery County's Retiree Health Plan design would change to the provided summary and the Montgomery County's premium contribution would begin at 50% premium match and would remain constant throughout the employee's eligibility to participate in the plan. Employees would be responsible for the plans premium increases; and

**WHEREAS**, any full-time regular employee hired on or after July 1, 2016, would be eligible for this health insurance plan upon qualifying for the retirement incentive benefit. Employees hired prior to July 1, 2016, would remain with the current plan.

**NOW, THEREFORE BE IT RESOLVED** by the Montgomery County Board of Commissioners assembled in Regular Session on this 9<sup>th</sup> day of May, 2016, that the Montgomery County Retirement Medical Insurance Plan be revised to reflect the above changes effective July 1, 2016.

**Duly passed and approved this 9<sup>th</sup> day of May, 2016.**



Sponsor

*[Signature]*

Commissioner

*[Signature]*

Approved

*[Signature]*

County Mayor

Attested

*[Signature]*  
County Clerk

## Retirement Medical Insurance PPO Plan

Below is a summary for the new Montgomery County Retiree Plan. This plan would apply to employees hired on or after July 1, 2016 and retire with Montgomery County. Montgomery County's monthly contribution would remain a constant amount for the life of the employee's eligibility to participate in the plan. Any increase in the cost of insurance during a retiree's eligibility participation period would be the sole responsibility of the retiree.

The information below illustrates the contribution levels of the payment schedule for single or two-party plan for the 2016 plan year.

### 50% Contribution from Montgomery County

Type of Coverage	Retiree Monthly	BOE Monthly Contribution
Single	\$277.75	\$277.75*
2-Party	\$544.55	\$544.55*

\*Montgomery County's payment will be based on 50% of the premium at time of retirement and will not increase afterwards.

### Montgomery County Retiree Insurance Plan Summary

<b>Deductible</b>	<b>In-Network</b>	<b>Out-of-Network</b>
Individual	\$500.00	\$1,000
Two-Party	\$1,000	\$2,000
<b>Plan Payment Percentage</b>	<b>80%</b>	<b>60%</b>
<b>Out-of-Pocket Limit</b>		
Individual	\$2,000	\$4,000
Two Party	\$3,000	\$6,000
<b>Plan Maximum</b>	<b>\$2,000,000</b>	<b>\$2,000,000</b>
<b>Prescription Drugs</b>	<b>In-Network</b>	<b>Out-of-Network</b>
Individual	\$75.00 deductible for brand name prescriptions	
Generic	100% no deductible	100% no deductible
Preferred Brand Name	80% after deductible	60% after deductible
Non-Preferred Brand Name	70% after deductible	50% after deductible

Montgomery County reserves the right to modify plan design and premium amounts as it deems necessary. Please refer to plan summary for particular plan details.

Effective July 1, 2016

16-5-4

On Motion to Adopt by Commissioner Rocconi, seconded by Commissioner Allbert, the foregoing Resolution was Adopted by the following roll call vote:

District	Commissioner	Vote	District	Commissioner	Vote	District	Commissioner	Vote
1	John M. Gannon	Y	8	Ron J. Sokol	Y	15	David Harper	Y
2	Charles Keene	Y	9	John M. Genis	Y	16	Wallace Redd	Y
3	Ed Baggett	Y	10	Martha Brockman	Y	17	Jason A. Hodges	Y
4	Mark Riggins	Y	11	Joe L. Creek	Y	18	Monroe Gildersleeve	Y
5	Robert Gibbs	Y	12	Robert Nichols	Y	19	Garland Johnson	Y
6	Arnold Hodges	Y	13	Audrey Tooley	Y	20	Jerry Allbert	Y
7	Brandon Butts	Y	14	Tommy Vallejos	Y	21	Larry Rocconi	Y

Yeses – 21 Noes – 0 Abstentions – 0

ABSENT: None

**RESOLUTION TO REPLACE THE AUDIO VISUAL SYSTEM IN FOUR COURTROOMS  
IN THE MONTGOMERY COUNTY COURTS COMPLEX**

**WHEREAS**, the current Jefferson Audio Visual System used in four courtrooms in the Montgomery County Courts Complex is currently 14 years old and needs to be replaced. The replacement of the system was in the budget last year at a cost of \$46,862.00, but was cut due to budget restraints; and

**WHEREAS**, the current system went "End Of Life," in July of 2015, meaning that parts and support for the system are no longer available, and there are no guarantees that spare parts would be available. In March of 2016, one part had to be replaced at a cost of \$1,200.00; and

**WHEREAS**, if the current system fails and cannot be repaired, the Montgomery County Circuit Court Clerk's Office would lose their Audio/Video Monitoring System, which allows them to perform their statutory duties in a more efficient manner, and they would be required to hire additional staff to cover the courts.

**WHEREAS**, the cost for replacing the system has increased to \$53,787.12, which includes a one-year warranty, and a life expectancy of ten years.

**NOW, THEREFORE, BE IT RESOLVED** by the Montgomery County Board of Commissioners assembled in Regular Session on this 9<sup>th</sup> day of May, 2016, that a budget amendment in account 101-52600-00000-52-57990, Other Capital Outlay, for the replacement cost of the Jefferson Audio Visual System in the amount of \$53,787.12 be approved.

**Duly passed and approved this 9<sup>th</sup> day of May, 2016.**



Attested

*Shelli Jackson*  
County Clerk

Sponsor

*Jim Dunne*

Commissioner

*Joe / Aub*

Approved

*Jim Dunne*  
County Mayor



On Motion to Adopt by Commissioner Creek, seconded by Commissioner Genis, the foregoing Resolution was Adopted by the following roll call vote:

District	Commissioner	Vote	District	Commissioner	Vote	District	Commissioner	Vote
1	John M. Gannon	Y	8	Ron J. Sokol	Y	15	David Harper	Y
2	Charles Keene	Y	9	John M. Genis	Y	16	Wallace Redd	Y
3	Ed Baggett	Y	10	Martha Brockman	Y	17	Jason A. Hodges	Y
4	Mark Riggins	Y	11	Joe L. Creek	Y	18	Monroe Gildersleeve	Y
5	Robert Gibbs	Y	12	Robert Nichols	Y	19	Garland Johnson	Y
6	Arnold Hodges	Y	13	Audrey Tooley	Y	20	Jerry Allbert	Y
7	Brandon Butts	Y	14	Tommy Vallejos	Y	21	Larry Rocconi	Y

Yeses – 21 Noes – 0 Abstentions – 0

ABSENT: None

**County Clerk's Report**  
**May 9, 2016**

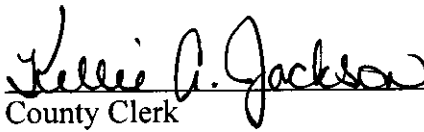
Comes Kellie A. Jackson, County Clerk, Montgomery County, Tennessee, and presents the County Clerk's Report for the month of April, 2016.

I hereby request that the persons named on the list of new applicants to the office of Notary Public be elected. The Oath and Bond of the Appointed County Official, and Oaths of the Judicial Commissioner and Deputy County Officials, are approved as taken.

This report shall be spread upon the minutes of the Board of County Commissioners.

This the 9<sup>th</sup> day of May, 2016.



  
County Clerk

### OATH AND BOND OF APPOINTED COUNTY OFFICIAL

NAME	OFFICE	DATE
Brian P. McNeeley	Coroner	04/26/2016

### OATH OF JUDICIAL COMMISSIONER

NAME	OFFICE	DATE
Carolyn K. Honholt	Judicial Commissioner	04/25/2016

### OATHS OF DEPUTY COUNTY OFFICIALS

NAME	OFFICE	DATE
Stephanie Borden	Deputy Circuit Court Clerk	04/26/2016
Stephanie Page	Deputy County Clerk	04/27/2016

MONTGOMERY COUNTY CLERK  
KELLIE A JACKSON COUNTY CLERK  
350 PAGEANT LANE SUITE 502  
CLARKSVILLE TN 37040  
Telephone 931-648-5711  
Fax 931-572-1104

Notaries to be elected May 09,2016

NAME	HOME ADDRESS AND PHONE	BUSINESS ADDRESS AND PHONE
1. E BAILEY	1817 ABRAMS RD. CLARKSVILLE TN 37042 901-581-6322	184 STONE CONTAINER DR CLARKSVILLE TN 37040 931 919 2828
2. RANDY BUTLER	549 POND APPLE RD CLARKSVILLE TN 37043 931-647-9496	1780 MADISON ST CLARKSVILLE TN 37040 931-245-3408
3. DANIELLE BYRD	534 GLENSTONE SPRINGS DR CLARKSVILLE TN 37043 931 320 5902	1051 HWY 76 CLARKSVILLE TN 37043 931 368 0001
4. DIANNE CANNON	3462 ARVIN DRIVE CLARKSVILLE TN 37042 931 249 7175	1056 S RIVERSIDE DRIVE CLARKSVILLE TN 37040 931 553 0009
5. MALEAH CARR	4730 WEST JEFFERSON DAVIS HWY ELKTON KY 42220 270 265 3633	1430 MADISON STREET CLARKSVILLE TN 37040 931 920 1504
6. DEBBIE CLARDY	4537 SANGO RD CLARKSVILLE TN 37043 931 358 3060	2197 MADISON ST SUITE 101 CLARKSVILLE TN 37043 931 645 2124
7. SARA CLODFELTER	693 SLY FOX DRIVE CLARKSVILLE TN 37040 720 988 3273	250 ARROWOOD DRIVE CLARKSVILLE TN 37042 931 245 4700
8. KATHRYN COOK	2751 CIDER DR CLARKSVILLE TN 37040 931 217 4782	1492 MADISON ST STE LL CLARKSVILLE TN 37040 931 245 3095
9. SANDY D DAILEY	837 LAFAYETTE RD CLARKSVILLE TN 37042 931 648 2082	621 GRACEY AVE CLARKSVILLE TN 37040 CLARKSVILLE 931 920 7920
10. DEBRA L DANIELS	351 PANORAMA DR CLARKSVILLE TN 37042 931 906 2900	875 INTERNATIONAL BLVD CLARKSVILLE TN 37042 931 221 4800
11. AMY M DAVIS	732 CAVALIER DR CLARKSVILLE TN 37040 931 802 8936	310 N FIRST STREET CLARKSVILLE TN 37040 931 503 1234
12. DAN DEPRIEST	2050 YORK RD CLARKSVILLE TN 37042 931 801 7400	1715 FORT CAMPBELL BLVD CLARKSVILLE TN 37042 931 801 7400

MONTGOMERY COUNTY CLERK  
KELLIE A JACKSON COUNTY CLERK  
350 PAGEANT LANE SUITE 502  
CLARKSVILLE TN 37040  
Telephone 931-648-5711  
Fax 931-572-1104

Notaries to be elected May 09,2016

NAME	HOME ADDRESS AND PHONE	BUSINESS ADDRESS AND PHONE
13. KAITLIN NEELY DOUGHMAN	655 BRYAN RD CLARKSVILLE TN 37043 931-237-7018	PO BOX 3713 CLARKSVILLE TN 37040 9316036220
14. DAVID FISH	1089 WILLOW CIRCLE CLARKSVILLE TN 37043 931 801 6169	1545 MADISON ST CLARKSVILLE TN 37040 931 245 4402
15. DAWN GALLAGHER	934 CHARLOTTE ST CLARKSVILLE TN 37040 931 218 5115	1305 FT CAMPBELL BLVD CLARKSVILLE TN 37042 931 645 3285
16. TED GILCREST	155 OXFORD CT CLARKSVILLE TN 37043 931 368 1007	155 OXFORD CT CLARKSVILLE TN 37043 931 980 6420
17. JOHNNY L GRIFFIN	212 FANTASIA WAY CLARKSVILLE TN 37043	212 FANTASIA WAY CLARKSVILLE TN 37043 931-217-0059
18. PAULA A GULLETT	1964 NORWOOD TRAIL CLARKSVILLE TN 37043 931 647 1873	434 FRANKLIN STREET CLARKSVILLE TN 37040 931 647 7875
19. A HARPER	1745 AUTUMNWOOD BLVD CLARKSVILLE TN 37042 931 444 0890	208 PROVIDENCE BLVD CLAIRFIELD TN 37042 931 896 2069
20. SYDNEY B HEDRICK	2006 HIDDEN MEADOWS ADAMS TN 37010 931 237 4137	
21. DEBORAH HELSER	246 NORTHWOOD TER CLARKSVILLE TN 37042 517-285-4895	
22. JENNIFER R HOFFMAN	1037 BLACK GUM LANE CLARKSVILLE TN 37043 931 302 6343	2315 MADISON ST CLARKSVILLE TN 37043 931 503 0759
23. SHANNON L HOPPE	3563 TEAL DR CLARKSVILLE TN 37042 931 551 4922	2432 41A BYPASS CLARKSVILLE TN 37043 931 542 2878
24. TASIA BROOKE IRWIN	1010 BOBCAT DR CLARKSVILLE TN 37040 931 338 0036	1925A FT CAMPBELL BLVD CLARKSVILLE TN 37042 931 645 3111
25. NICOLE JONES	523 WINGATE DR CLARKSVILLE TN 37043 931 249 0564	868 KRAFT ST CLARKSVILLE TN 37040 931 572 5063

MONTGOMERY COUNTY CLERK  
KELLIE A JACKSON COUNTY CLERK  
350 PAGEANT LANE SUITE 502  
CLARKSVILLE TN 37040  
Telephone 931-648-5711  
Fax 931-572-1104

Notaries to be elected May 09,2016

NAME	HOME ADDRESS AND PHONE	BUSINESS ADDRESS AND PHONE
26. SYLVIE JONES	5800 MARION RD CUNNINGHAM TN 37052 931 801 0285	409 MADISON ST CLARKSVILLE TN 37040 931 647 6400
27. VICTORIA KENT	214 CHIP N DALE DR CLARKSVILLE TN 37043 931 503 1158	214 CHIP N DALE DR CLARKSVILLE TN 37043 931 320 4563
28. S MORGAN MASSEY	128 DANFORD DR CLARKSVILLE TN 37043 931 358 4057	221 SOUTH THIRD STREET CLARKSVILLE TN 37040 931 906 0555
29. PATRICIA MCCARVER	807 BURTON TRL ADAMS TN 37010 931 358 9956	604 S RIVERSIDE DR CLARKSVILLE TN 37040 931 645 4225
30. HOLLY M MCFARLAND	2300 BEARDEN ROAD CLARKSVILLE TN 37043 931 216 1027	621 GRACEY AVE CLARKSVILLE TN 37040 931 906 7235
31. CHARITY S NEELY	1135 OAK PLAINS RD CLARKSVILLE TN 37043 931 362 4076	1135 OAK PLAINS RD CLARKSVILLE TN 37043 931 362 4076
32. AMANDA RADAR	2009 MONTGOMERY PKWY CLARKSVILLE TN 37040 931-980-9936	
33. PAUL ANTHONY RADER JR	2009 MONTGOMERY PKWY CLARKSVILLE TN 37043 931-980-9937	
34. TRACY L RIVERA	1369 MAN O WAR CT CLARKSVILLE TN 37042 931241 1078	145 DOVER 2050 LOWES DR CLARKSVILLE TN 37040 931 431 2256
35. ANNA SAUAFEA	2432 EGRET DR CLARKSVILLE TN 37042 931 338 1917	2605 WILMA RUDOLPH BLVD CLARKSVILLE TN 37042 931 906 2147
36. LINDA P SEAY	1266 ROSSVIEW RD CLARKSVILLE TN 37043 931-220-5007	1947 B MADISON ST CLARKSVILLE TN 37043 931-647-5614
37. ROBERT SHORTT	125COYOTE CT #1 CLARKSVILLE TN 37043 937 269 4967	2315 MADISON ST CLARKSVILLE TN 37043 931 503 0759
38. APRIL THOMAS	1139 RIDGEWAY DR CLARKSVILLE TN 37040 931 278 0381	

MONTGOMERY COUNTY CLERK  
KELLIE A JACKSON COUNTY CLERK  
350 PAGEANT LANE SUITE 502  
CLARKSVILLE TN 37040  
Telephone 931-648-5711  
Fax 931-572-1104

Notaries to be elected May 09,2016

NAME	HOME ADDRESS AND PHONE	BUSINESS ADDRESS AND PHONE
39. MELISSA D THOMAS	1793 W ELMWOOD RD CLARKSVILLE TN 37040 931 436 1069	2285 RUDOLPHTOWN RD STE 200 CLARKSVILLE TN 37043 931 552 3292
40. JOYCE A WAHL	3510 HWY 41A SOUTH CLARKSVILLE TN 37043 615 792 7507	326 FREY ST ASHLAND CITY TN 37015 615 792 7507
41. MARY M. WOOD	3705 TROUGH SPRINGS RD. ADAMS TN 37010 931-338-1168	2050 LOWES CLARKSVILLE TN 37040 931-431-2143
42. ERIC WOOTEN	2169 CRESTWOOD DR CLARKSVILLE TN 37043 931-320-2078	818 CROSSLAND AVE CLARKSVILLE TN 37040 931-572-9800

## County Clerk's Report

On Motion to Adopt by Commissioner Butts, seconded by Commissioner A. Hodges, the foregoing County Clerk's Report was Approved by the following roll call vote:

District	Commissioner	Vote	District	Commissioner	Vote	District	Commissioner	Vote
1	John M. Gannon	Y	8	Ron J. Sokol	Y	15	David Harper	Y
2	Charles Keene	Y	9	John M. Genis	Y	16	Wallace Redd	Y
3	Ed Baggett	Y	10	Martha Brockman	Y	17	Jason A. Hodges	Y
4	Mark Riggins	Y	11	Joe L. Creek	Y	18	Monroe Gildersleeve	Y
5	Robert Gibbs	Y	12	Robert Nichols	Y	19	Garland Johnson	Y
6	Arnold Hodges	Y	13	Audrey Tooley	Y	20	Jerry Allbert	Y
7	Brandon Butts	Y	14	Tommy Vallejos	Y	21	Larry Rocconi	Y

Yeses – 21 Noes – 0 Abstentions – 0

ABSENT: None





**Montgomery County Government**

**Building and Codes Department**

350 Pageant Lane Suite 309  
Clarksville, TN 37040

Phone  
931-648-5718

Fax  
931-553-5121

**Memorandum**

**TO:** Jim Durrett, County Mayor  
**FROM:** Rod Streeter, Building Commissioner *RS*  
**DATE:** May 2, 2016  
**SUBJ:** April 2016 ADEQUATE FACILITIES TAX REPORT

---

The total number of receipts issued in April 2016 is as follows: City 82 and County 52 for a total of 134.

There were 123 receipts issued on single-family dwellings, 2 receipts issued on multi-family dwellings with a total of 6 units, 2 receipts issued on condominiums with a total of 2 units, 0 receipts issued on townhouses. There was 1 exemption receipt issued.

The total taxes received for April 2016 was \$66,025.00

The total refunds issued for April 2016 was \$0.00.

Total Adequate Facilities Tax Revenue for April 2016 was \$66,025.00

**FISCAL YEAR 2015/2016 TOTALS TO DATE:**

TOTAL NUMBER OF Adequate Facilities Tax Receipts Issued:	City:	664
	County:	459
	Total:	1123
TOTAL REFUNDS:		\$0.00
TOTAL TAXES RECEIVED:		\$670,700.00

<u>NUMBER OF LOTS AND DWELLINGS ISSUED</u>	<u>CITY</u>	<u>COUNTY</u>	<u>TOTAL</u>
LOTS 5 ACRES OR MORE:	2	46	48
SINGLE-FAMILY DWELLINGS:	595	360	955
MULTI-FAMILY DWELLINGS (31 Receipts):	146	106	252
CONDOMINIUMS: (83 Receipts)	5	46	51
TOWNHOUSES:	0	0	0
EXEMPTIONS: (9 Receipts)	4	8	12
REFUNDS ISSUED: (0 Receipts)	(0)	(0)	(0)

RS/bf

cc: Jim Durrett, County Mayor  
Jeff Taylor, Accounts and Budgets  
Kellie Jackson, County Clerk



**Montgomery County Government**

**Building and Codes Department**

350 Pageant Lane Suite 309  
Clarksville, TN 37040

Phone  
931-648-5718

Fax  
931-553-5121

**Memorandum**

**TO:** Jim Durrett, County Mayor  
**FROM:** Rod Streeter, Building Commissioner *RS*  
**DATE:** May 2, 2016  
**SUBJ:** APRIL 2016 PERMIT REVENUE REPORT

The number of permits issued in April 2016 is as follows: Building Permits 80, Grading Permits 3, Mechanical Permits 64, and Plumbing Permits 21 for a total of 168 permits.

The total cost of construction was \$8,114,741.00. The revenue is as follows: Building Permits \$45,246.70, Grading Permits \$1,748.00, Plumbing Permits \$2,100.00, Mechanical Permits: \$7,170.00 Plans Review \$11,330.30, BZA \$0.00, Re-Inspections \$200.00, Pre-Inspection \$0.00, Safety Inspection \$25.00, and Miscellaneous Fees \$0.00 the total revenue received in April 2016 was \$67,820.00.

**FISCAL YEAR 2015/2016 TOTALS TO DATE:**

NUMBER OF SINGLE FAMILY PERMITS:	350
COST OF CONSTRUCTION:	\$304,205,546.00
NUMBER OF BUILDING PERMITS:	743
NUMBER OF PLUMBING PERMITS:	166
NUMBER OF MECHANICAL PERMITS:	462
NUMBER OF GRADING PERMITS:	11
BUILDING PERMITS REVENUE:	\$652,233.96
PLUMBING PERMIT REVENUE:	\$16,400.00
MECHANICAL PERMIT REVENUE:	\$43,714.00
GRADING PERMIT REVENUE:	\$12,218.00
RENEWAL FEES:	\$800.00
PLANS REVIEW FEES:	\$76,530.20
BZA FEES:	\$3,750.00
RE-INSPECTION FEES:	\$2,250.00
PRE-INSPECTION FEES:	\$0.00
SAFETY INSPECTION FEES:	\$50.00
MISCELLANEOUS FEES:	\$0.00
MISC REFUNDS	\$0.00
SWBA	\$0.00
TOTAL REVENUE:	\$808,696.16

**APRIL 2016 GROUND WATER PROTECTION**

The number of septic applications received for April 2016 was 34 with total revenue received for the county was \$0.00 (State received \$20,665.00).

The lease agreement beginning on July 1, 2015-June 30, 2016 was agreed upon between the County and State.

The number of Septic Tank Disclosure requests for April 2016. **\*\*Effective December 16, 2008 Ground Water Protection no longer provides this service.\*\***

**FISCAL YEAR 2015/2016 TOTALS TO DATE:**

NUMBER OF GROUND WATER APPLICATIONS (SEPTIC)	204
NUMBER OF SEPTIC TANK DISCLOSURE REQUEST	0
GROUND WATER PROTECTION (STATE: \$127,375.00)	\$0.00
 TOTAL REVENUE:	 \$808,696.16

RS/bf

cc: Jim Durrett, County Mayor  
Jeff Taylor, Accounts and Budgets  
Kellie Jackson, County Clerk

**ADULT DRIVER IMPROVEMENT PROGRAM  
REVENUE AND ATTENDEES  
JANUARY – MARCH 2016**

<u>REVENUE RECEIVED</u>	<u>ATTENDEES</u>
JANUARY 2016.....\$ 1,410.75 .....	18
FEBRUARY 2016.....\$ 1,410.75.....	20
MARCH 2016.....\$ 2,052.00 .....	19
TOTAL.....\$ 4,873.50.....	57

<u>BOOK FEES</u>
JANUARY 2016.....\$ 73.15
FEBRUARY 2016.....\$ 73.15
MARCH 2016.....\$ 106.40
TOTAL.....\$ 252.70

January, February & March, 2016 Adult Driver Improvement Program  
revenues average \$1,708.73/month.

**ALIVE AT 25 DEFENSIVE DRIVING COURSE  
REVENUE AND ATTENDEES  
JANUARY – MARCH 2016**

**REVENUE RECEIVED    ATTENDEES**

JANUARY 2016.....\$ 540.00.....0 No Class/Weather

FEBRUARY 2016.....\$ 684.00.....14

MARCH 2016.....\$ 741.00.....14

TOTAL.....\$1,965.00.....28 Attendees

January, February & March, 2016 Alive at 25 Defensive Driving Course  
revenues. Attendee pays \$60.00 for course.

**JUVENILE COURT DEFENSIVE DRIVING COURSE - 4**  
**REVENUE AND ATTENDEES**  
**JANUARY - MARCH 2016**

	<u><b>REVENUE RECEIVED</b></u>	<u><b>ATTENDEES</b></u>
JANUARY 2016.....	\$ 900.00.....	21
FEBRUARY 2016.....	\$1,710.00.....	26
MARCH 2016.....	\$ 1,938.00.....	21
TOTAL.....	\$ 4,548.00.....	68

January, February & March, 2016 Defensive Driving Course Revenue,  
\$1,516.00/month. Clients pay \$60.00 per course

**JUVENILE COURT DEFENSIVE DRIVING COURSE – 6/8**  
**REVENUE AND ATTENDEES**  
**JANUARY - MARCH 2016**

	<u><b>REVENUE RECEIVED</b></u>	<u><b>ATTENDEES</b></u>
JANUARY 2016....\$ 160.00.....7		6 Session 1 & 7 Session 2
FEBRUARY 2016..\$ 0..... .0		
MARCH 2016.....\$ 152.00.....1		1 Session 1 & 1 Session 2
TOTAL.....\$ 312.00 .....8		

January, February & March, 2016 Defensive Driving Course Revenue,  
\$104.00/month. Clients pay \$80.00 per course.



**SAFETY BELT CLASS  
REVENUE AND ATTENDEES  
JANUARY - MARCH 2016**

<u>REVENUE RECEIVED</u>	<u>ATTENDEES</u>
JANUARY 2016.....\$ 30.00 .....	0
FEBRUARY 2016.....\$ 38.00.....	3
MARCH 2016.....\$ 66.50.....	0
TOTAL.....\$134.50.....	3 Attendees

January, February & March, 2016 Safety Belt class revenues. Attendee  
pays \$10.00 for course.

**ANTI-THEFT CLASS  
REVENUE AND ATTENDEES  
JANUARY – MARCH 2016**

	<u><b>REVENUE RECEIVED</b></u>	<u><b>ATTENDEES</b></u>
JANUARY 2016.....	\$ 90.00.....	0
FEBRUARY 2016.....	\$ 85.50.....	7
MARCH 2016.....	\$ 28.50.....	0
TOTAL.....	\$ 204.00.....	7 Attendees

January, February & March, 2016 Anti-theft class revenues. Attendee pays \$30.00 per course.

MONTGOMERY COUNTY


2016 COUNTY ROAD LIST

JANUARY 1, 2016 THRU MARCH 31, 2016

Zones 1,2,3,4,5

ROAD NAME	ROAD CLASS	ROAD LENGTH	DATE APPROVED	REASON FOR CHANGE
NONE THIS QUARTER				

RESPECTFULLY SUBMITTED,

A handwritten signature in black ink, appearing to read "Mike Frost", written over a horizontal line.

MIKE FROST, HIGHWAY SUPERVISOR

A handwritten signature in black ink, appearing to read "Ed Groves", written over a horizontal line.

ED GROVES, COMMISSIONER

A handwritten signature in black ink, appearing to read "Orville Lewis", written over a horizontal line.

ORVILLE LEWIS, COMMISSIONER

4-4-2016

DATE

## Highway Department 2016 County Road List

On Motion to Adopt by Commissioner Johnson, seconded by Commissioner Riggins, the foregoing Highway Department 2016 County Road List was Approved by the following roll call vote:

District	Commissioner	Vote	District	Commissioner	Vote	District	Commissioner	Vote
1	John M. Gannon	Y	8	Ron J. Sokol	Y	15	David Harper	Y
2	Charles Keene	Y	9	John M. Genis	Y	16	Wallace Redd	Y
3	Ed Baggett	Y	10	Martha Brockman	Y	17	Jason A. Hodges	Y
4	Mark Riggins	Y	11	Joe L. Creek	Y	18	Monroe Gildersleeve	Y
5	Robert Gibbs	Y	12	Robert Nichols	Y	19	Garland Johnson	Y
6	Arnold Hodges	Y	13	Audrey Tooley	Y	20	Jerry Allbert	Y
7	Brandon Butts	Y	14	Tommy Vallejos	Y	21	Larry Rocconi	Y

Yeses – 21 Noes – 0 Abstentions – 0

ABSENT: None

**TO THE HONORABLE MEMBERS  
OF THE BOARD OF COUNTY COMMISSIONERS  
ASSEMBLED**

**THIS THE NINTH DAY OF MAY, 2016**

**THIS REPORT COVERS WORK DONE IN JANUARY, FEBRUARY, AND MARCH,  
THE THIRD QUARTER OF THE FISCAL YEAR.**

**GRADE & DRAINAGE – NEW CONSTRUCTION**

**None This Quarter**

**BRIDGES & CULVERTS**

**None This Quarter**

**Installed metal pipes on the following roads:**

<b>Bryant Hollow Rd.</b>	<b>20'-18" 20'-18"</b>	<b>Pipe</b>
<b>Iron Workers Rd.</b>	<b>20'-15"</b>	<b>Pipe</b>
<b>Louise Road</b>	<b>4'-15"</b>	<b>Pipe</b>
<b>Budds Creek Rd.</b>	<b>20'-15"</b>	<b>Pipe</b>
<b>Hilltop Dr.</b>	<b>20'-15"</b>	<b>Pipe</b>
<b>Antioch Church Rd.</b>	<b>20'-15"</b>	<b>Pipe</b>
<b>Chapel Hill Rd.</b>	<b>10'-24"</b>	<b>Pipe</b>
<b>Baggett Road</b>	<b>5'-15"</b>	<b>Pipe</b>
<b>Palmyra Road</b>	<b>20'-24" 20'-24"</b>	<b>Pipe</b>
<b>Marthas Chapel Rd.</b>	<b>8'-18"</b>	<b>Pipe</b>

**GUARDRAILS:**

<b>St. Paul Rd.</b>	<b>2</b>	<b>25' sect. rail</b>
	<b>1</b>	<b>end post</b>
	<b>1</b>	<b>line post</b>

<b>Rawlings Rd.</b>	<b>3</b>	<b>25' sect. rail</b>
---------------------	----------	-----------------------

**GUARDRAILS (CONT):**

Gholson Rd.	1	rubber block
	2	long 25' sect. rail
	1	line post
	1	end post

Trough Springs Rd.	1	25' sect. rail
--------------------	---	----------------

Durham Rd.	2	posts
------------	---	-------

**PROJECTS:**

Hauled, spread, & compacted  
6" thickness of pug mix to  
Rotary Park parking lot  
Reimbursed \$8,000.00

**ROADS HOT MIXED:**

None this quarter

**ROADS OILED & CHIPPED:**

None this quarter

**TRAFFIC CONTROL:**

Sign Post	101
Road Markers	56
Stop Signs	20
Speed Limit Signs	22
No Parking	2
Curve Signs	25
Chevron Signs	14
Post Sleeve	18
Intersection Signs	5
One Way Arrow	3
School Bus Stop Ahead	6
Suggested Speed Signs	6
Stop Ahead Signs	11
Deer Crossing Signs	4
Horse Crossing Signs	3
Dead End Signs	4
No Turn Around Sign	1

**TRAFFIC CONTROL(CONT):**

Rough Road Ahead	1
All Stop at 4 Way	2
Golf Cart Crossing	1
Bridge Marker	4
Hidden Driveway	2

**ROADS STRIPED:**

None this Quarter

**ASPHALT PURCHASED:**

Asphalt Purchased	None this quarter
SS-1	None this quarter
RS-1	None this quarter

**CRUSHED STONE:**

Five hundred thirteen and one hundredth (513.01) tons of crushed stone were hauled and placed on the county roads.

<b><u>ROADS</u></b>	<b><u>TONS</u></b>
Hogue Road	6.64
Moore Hollow Rd.	7.08
Welker Rd.	81.88
Harris Rd.	6.61
Garwood Rd.	8.50
Arkadelphia Rd.	11.05
Possom Hollow Rd.	10.74
Bryant Hollow Rd.	10.48
Cooper Creek Rd.	21.23
General Roads	10.53
Peridgo Rd.	11.46
General Roads	5.10
Buckner Road	11.26
Mockingbird Hill Rd.	14.99
Poplar Springs Rd.	6.78
Ironworkers Rd.	10.84
Harper Road	6.24
Indian Mound Rd.	9.73
Weakley Road	22.45
Rawlings Rd.	4.15
General Roads	36.69
Old Hwy 48	5.62
Budds Creek Rd.	10.26
Grays Chapel Rd.	10.32
Bend Road	10.33
General Roads	5.62



**CRUSHED STONE(CONT):**


Louise Rd.	10.11
Chapel Hill Rd.	10.72
General Roads	12.92
Baggett Road	8.58
Waterford Estates	11.10
Dunlop Lane	10.66
General Roads	11.70
Palmyra Road	80.64

<b>TOTAL TONS</b>	<b>513.01</b>
-------------------	---------------

Crushed stone is placed as needed on county roads; right-of-way maintenance and patching continues daily.

Respectfully submitted,

**MONTGOMERY COUNTY HIGHWAY DEPARTMENT**

  
Mike Frost,  
Highway Supervisor

MF:ka

**TO THE HONORABLE COURT OF MONTGOMERY COUNTY**  
**CLARKSVILLE, TENNESSEE**

**I RESPECTFULLY SUBMIT THE FOLLOWING REPORT SHOWING THE RECEIPTS AND  
DISBURSEMENTS OF THE GENERAL ROAD FUNDS FOR THE QUARTER ENDING  
31-Mar-16**

<b>BEGINNING BANK BALANCE</b>					<b>\$4,016,517.60</b>
		<b>JANUARY</b>	<b>FEBRUARY</b>	<b>MARCH</b>	<b>TOTAL</b>
40110	CURRENT PROPERTY TAX	\$ 323,907.69	\$ 1,285,636.73	\$ 197,982.57	\$ 1,807,526.99
40110-	2 PUBLIC UTILITIES				\$ -
40120	TRUSTEE COL. PR. YEAR	\$ 5,747.75	\$ 25,333.43	\$ 17,572.75	\$ 48,653.93
40130	DELINQUENCY	\$ 1,041.95	\$ 2,321.33	\$ 3,040.29	\$ 6,403.57
40140-	3 TRUSTEE-INT. & PENALTY	\$ 1,304.27	\$ 5,944.02	\$ 5,124.71	\$ 12,373.00
40125	TRUSTEES BANKRUPT	\$ 65.99	\$ 1,254.09	\$ 301.65	\$ 1,621.73
40270	BUSINESS TAX	\$ 5,919.17	\$ 2,202.82	\$ 8,500.75	\$ 16,622.74
40280	SERVANCE TAX	\$ 63,333.24			\$ 63,333.24
40320	BANK EXCISE TAX			\$ 14,783.72	\$ 14,783.72
44135	SALE OF GASOLINE	\$ 1,256.26	\$ 1,327.26	\$ 1,854.56	\$ 4,438.08
44170	MISCELLANEOUS	\$ 314.50	\$ 9,505.11	\$ 3,137.42	\$ 12,957.03
44145	SALE OF RECYCL MAT.				\$ -
44530	SALE OF EQUIPMENT				\$ -
46410	BRIDGE PROGRAM				\$ -
46420	STATE AID PROGRAM				\$ -
46920	GASOLINE TAX	\$ 251,797.53	\$ 234,708.43	\$ 247,095.65	\$ 733,601.61
46930	GASOLINE INSPECTION FEE	\$ 10,362.04	\$ 10,362.04	\$ 10,362.04	\$ 31,086.12
46990	OTHER STATE REVENUE				
47590	FEDERAL THRU STATE				\$ -
44990	OTHER LOCAL REVENUE				\$ -
44520	INSURANCE RECOVERY				\$ -
47230	DISASTER RELIEF				\$ -
48120	PAVING AND MAINTENANCE				
49700	INSURANCE RECOVERY			\$ 454.99	\$ 454.99
11410	ACCOUNTS RECEIVABLES				\$ -
	OJI REFUND				\$ -
<b>TOTAL REVENUE</b>		<b>\$ 665,050.39</b>	<b>\$ 1,578,595.26</b>	<b>\$ 510,211.10</b>	<b>\$ 2,753,856.75</b>
<b>TOTAL AVAILABILITY</b>					<b>\$ 6,770,374.35</b>

**EXPENDATURES: JANUARY, FEBRUARY, MARCH 2016**

<b>GENERAL ADMINISTRATION - 61000</b>	<b>JANUARY</b>	<b>FEBRUARY</b>	<b>MARCH</b>	<b>TOTALS</b>
101 COUNTY OFFICIAL	\$ 8,567.60	\$ 8,567.60	\$ 8,567.60	\$ 25,702.80
103 ASSISTANT	\$ 5,053.10	\$ 5,053.09	\$ 5,053.08	\$ 15,159.27
119 ACCOUNTANT/BOOKKEEPER	\$ 3,326.41	\$ 3,326.40	\$ 3,326.41	\$ 9,979.22
161 SECRETARY	\$ 2,737.60	\$ 2,737.60	\$ 2,737.60	\$ 8,212.80
162 PURCHASING CLERK	\$ 2,732.80	\$ 2,732.80	\$ 2,732.80	\$ 8,198.40
187 OVERTIME	\$ 669.14	\$ 15.59	\$ 15.59	\$ 700.32
191 COMMISSIONERS				\$ -
201 SOCIAL SECURITY	\$ 1,388.77	\$ 1,308.98	\$ 1,309.17	\$ 4,006.92
204 STATE RETIREMENT	\$ 3,190.58	\$ 3,100.26	\$ 3,100.27	\$ 9,391.11
206 LIFE INSURANCE	\$ 13.20	\$ 22.00	\$ 22.00	\$ 57.20
207 MEDICAL INSURANCE	\$ 2,665.03	\$ 4,362.72	\$ 4,362.72	\$ 11,390.47
212 EMPLOYER MEDICARE	\$ 324.79	\$ 306.13	\$ 306.18	\$ 937.10
320 DUES & MEMBERSHIP				\$ -
331 LEGAL SERVICES	\$ 4,200.00			\$ 4,200.00
336 R & M SERVICE EQUIPT.				\$ -
337 R & M SERV-OFFICE EQUIPMENT				\$ -
347 PEST CONTROL				\$ -
348 POSTAL CHARGES				\$ -
349 PRINTING STAT. FORMS				\$ -
351 RENTALS	\$ 186.54	\$ 186.54	\$ 186.54	\$ 559.62
355 TRAVEL				\$ -
356 TUITION				\$ -
399 OTHER CONTRACTED SERV.	\$ 199.50			\$ 199.50
410 CUSTODIAN SUPPLIES				\$ -
411 DATA PROCESSING SUPPLIES				\$ -
413 DRUGS & MEDICAL SUPPLIES	\$ 141.15	\$ 158.46	\$ 151.92	\$ 451.53
414 DUPLICATING SUPPLIES				\$ -
422 FOOD SUPPLIES				\$ -
432 LIBRARY BOOKS				\$ -
435 OFFICE SUPPLIES	\$ 138.78	\$ 95.78	\$ 1,079.41	\$ 1,313.97
499 OTHER SUPPLIES & MATERIALS	\$ 488.04	\$ 28.46	\$ 59.82	\$ 576.32
<b>TOTAL 61000</b>	<b>\$ 36,023.03</b>	<b>\$ 32,002.41</b>	<b>\$ 33,011.11</b>	<b>\$ 101,036.55</b>

**HIGHWAY BRIDGE MAINTENANCE - 62000**

141 FOREMEN	\$ 35,260.86	\$ 35,260.86	\$ 34,991.55	\$ 105,513.27
142 MECHANICS	\$ 6,490.80	\$ 9,407.41	\$ 7,747.80	\$ 23,646.01
144 EQUIPMENT OP. HEAVY	\$ 37,562.48	\$ 37,616.02	\$ 38,592.50	\$ 113,771.00
145 EQUIPMENT OP. LIGHT	\$ 14,475.20	\$ 14,475.20	\$ 14,475.20	\$ 43,425.60
147 TRUCK DRIVERS	\$ 37,307.41	\$ 34,118.58	\$ 35,194.75	\$ 106,620.74
149 LABORERS	\$ 8,075.20	\$ 8,075.21	\$ 8,075.22	\$ 24,225.63
168 PART TIME	\$ 4,229.68	\$ 2,677.92	\$ 2,904.32	\$ 9,811.92
187 OVERTIME	\$ 26,801.65	\$ 6,617.77	\$ 595.11	\$ 34,014.53
201 SOCIAL SECURITY	\$ 10,108.88	\$ 8,553.39	\$ 8,196.85	\$ 26,859.12
204 STATE RETIREMENT	\$ 22,154.53	\$ 19,381.39	\$ 18,918.18	\$ 60,454.10
206 LIFE INSURANCE	\$ 107.56	\$ 212.90	\$ 217.01	\$ 537.47
207 MEDIAL INSURANCE	\$ 19,017.01	\$ 36,421.50	\$ 37,723.80	\$ 93,162.31
212 EMPLOYER MEDICARE	\$ 2,398.73	\$ 2,014.07	\$ 1,930.68	\$ 6,343.48
322 DRUG TESTING				\$ -
340 MEDICAL & DENTAL SERV.				
351 RENTALS	\$ 355.50			\$ 355.50
356 TUITION				
399 OTHER CONTRACTED SERVICES	\$ 100.00	\$ 387.00	\$ 150.25	\$ 637.25
404 ASPHALT HOT MIX	\$ 2,507.73			\$ 2,507.73
405 ASPHALT LIQUID	\$ 25,425.12			\$ 25,425.12
408 CONCRETE	\$ 562.00			\$ 562.00
409 CRUSHED STONE	\$ 1,444.03	\$ 3,835.80	\$ 1,118.18	\$ 6,398.01
419 EXPLOSIVES & DRILLING SUPPLIES				
420 FERTILIZER,LIME, CHEM.,SEED				
440 PIPE-METAL			\$ 2,274.96	\$ 2,274.96
444 SALT		\$ 136,924.49		\$ 136,924.49
445 SAND				

446 SMALL TOOLS					
447 STRUCTURAL STEEL			\$ 2,570.00	\$	2,570.00
455 WOOD PRODUCTS					
499 OTHER SUPPLIES & MATERIALS			\$ 66.47	\$	66.47
<b>TOTAL 62000</b>	<b>\$ 254,384.37</b>	<b>\$ 355,979.51</b>	<b>\$ 215,742.83</b>	<b>\$</b>	<b>826,106.71</b>

#### OPERATION/MAINTENANCE OF EQUIPT. - 63100

141 FOREMEN	\$ 3,770.00	\$ 3,770.01	\$ 4,039.29	\$	11,579.30
142 MECHANICS	\$ 15,126.40	\$ 14,951.14	\$ 12,174.41	\$	42,251.95
144 EQUIPMENT OP. HEAVY					
145 EQUIPMENT OP. LIGHT					
147 TRUCK DRIVERS	\$ 2,383.58	\$ 2,116.24	\$ 1,596.80	\$	6,096.62
149 LABORERS					
162 CLERICAL	\$ 2,560.00	\$ 2,560.00	\$ 2,560.00	\$	7,680.00
187 OVERTIME	\$ 5,266.57	\$ 889.80	\$ 29.37	\$	6,185.74
201 SOCIAL SECURITY	\$ 1,739.52	\$ 1,398.37	\$ 1,156.64	\$	4,294.53
204 STATE RETIREMENT	\$ 4,022.53	\$ 3,254.50	\$ 2,819.26	\$	10,096.29
206 LIFE INSURANCE	\$ 17.29	\$ 30.20	\$ 30.49	\$	77.98
207 MEDICAL INSURANCE	\$ 3,699.02	\$ 6,246.04	\$ 6,307.74	\$	16,252.80
212 EMPLOYER MEDICARE	\$ 406.82	\$ 327.03	\$ 270.48	\$	1,004.33
322 EVALUATION & TESTING					
330 OPERATING LEASE PAYMENTS		\$ 880.00		\$	880.00
335 R & M SERV.-BLDG.					
336 R & M SERV.-VEHICLES	\$ 145.00	\$ 1,024.71	\$ 4,822.30	\$	5,992.01
338 R & M SERV.-VEHICLES	\$ 169.00	\$ 9,393.23		\$	9,562.23
351 RENTALS					
399 OTHER CONTRACTED SERVICES		\$ 212.95		\$	212.95
410 CUSTODIAN SUPPLIES					
411 DATA PROCESSING SUPPLIES					
412 DIESEL	\$ 8,204.43	\$ 8,289.76		\$	16,494.19
418 EQUIPMENT & MACHINERY PARTS	\$ 20,743.61	\$ 24,063.22	\$ 9,344.01	\$	54,150.84
422 FOOD SUPPLIES					
424 GARAGE SUPPLIES			\$ 65.01	\$	65.01
425 GASOLINE		\$ 9,366.72		\$	9,366.72
427 ICE					
433 LUBRICANTS	\$ 291.75	\$ 1,903.79	\$ 1,672.00	\$	3,867.54
435 OFFICE SUPPLIES					
446 SMALL TOOLS	\$ 432.37	\$ 1,097.46	\$ 552.82	\$	2,082.65
450 TIRES & TUBES	\$ 7,324.64	\$ 996.50	\$ 351.80	\$	8,672.94
453 VEHICLE PARTS	\$ 4,037.84	\$ 11,851.10	\$ 1,222.58	\$	17,111.52
499 OTHER SUPPLIES & MATERIALS	\$ 3,748.64	\$ 1,832.66	\$ 349.00	\$	5,930.30
<b>TOTAL 63100</b>	<b>\$ 84,089.01</b>	<b>\$ 106,455.43</b>	<b>\$ 49,364.00</b>	<b>\$</b>	<b>239,908.44</b>

#### TRAFFIC CONTROL - 63600

141 FOREMEN	\$ 4,308.58	\$ 4,308.58	\$ 4,308.58	\$	12,925.74
144 HVY. EQUIPT. OPERATORS	\$ 5,368.00	\$ 5,368.01	\$ 5,368.00	\$	16,104.01
149 TRAFFIC CONTROL OPERATORS	\$ 4,569.61	\$ 4,569.60	\$ 4,569.60	\$	13,708.81
187 OVERTIME	\$ 2,402.35	\$ 569.67		\$	2,972.02
201 SOCIAL SECURITY	\$1,013.17	\$ 878.83	\$ 843.68	\$	2,735.68
204 STATE RETIREMENT	\$ 2,300.82	\$ 2,047.54	\$ 1,968.82	\$	6,317.18
206 LIFE INSURANCE	\$ 11.00	\$ 22.00	\$ 22.00	\$	55.00
207 MEDICAL INSURANCE	\$ 1,309.49	\$ 2,618.98	\$ 2,618.98	\$	6,547.45
212 EMPLOYER MEDICARE	\$ 236.95	\$ 205.53	\$ 197.32	\$	639.80
320 DUES & MEMBERSHIP					
322 DRUG TESTING					
330 OPERATING LEASE PAYMENT					
336 R & M SERV.-EQUIPMENT					
349 PRINTING STATIONERY FORMS					
356 TUITION					
399 OTHER CONTRACTED SERVICES	\$ 14,175.00		\$ 3,515.00	\$	17,690.00
415 ELECTRICITY	\$ 2,435.81	\$ 2,624.09	\$ 2,501.50	\$	7,561.40

429 INSTRUCTIONAL MATERIALS				
443 ROAD SIGNS	\$ 491.50		\$ 1,350.05	\$ 1,841.55
446 SMALL TOOLS			\$ 73.10	\$ 73.10
451 UNIFORMS			\$ 3,250.00	\$ 3,250.00
499 OTHER SUPPLIES & MATERIALS	\$ 655.13	\$ 506.38	\$ 169.04	\$ 1,330.55
<b>TOTAL 63600</b>	<b>\$ 39,277.41</b>	<b>\$ 23,719.21</b>	<b>\$ 30,755.67</b>	<b>\$ 93,752.29</b>

#### OTHER CHARGES - 65000

307 COMMUNICATIONS	\$ 787.68	\$ 726.32	\$ 621.56	\$ 2,135.56
333 LICENSES	\$ 409.36			\$ 409.36
399 OTHER CONTRACTING SERVICES	\$ -	\$ 6.95	\$ 96.95	\$ 103.90
415 ELECTRICITY	\$ 1,430.10	\$ 2,524.66	\$ 2,929.83	\$ 6,884.59
434 NATURAL GAS	\$ 347.22	\$ 794.59	\$ 621.46	\$ 1,763.27
454 WATER & SEWER	\$ 149.50	\$ 154.37	\$ 195.66	\$ 499.53
502 BLDG. & CONTENTS INSURANCE				
504 INDIRECT COSTS	\$ 246.94	\$ 495.80	\$ 487.05	\$ 1,229.79
506 LIABILITY INSURANCE				
508 PREM. CORPORATE SURETY BONDS				\$ -
510 TRUSTEES COMMISSION	\$ 9,984.38	\$ 28,963.86	\$ 7,332.40	\$ 46,280.64
513 WORKMANS COMP. INSURANCE				
515 LIABILITY CLAIMS				
<b>TOTAL - 65000</b>	<b>\$ 13,355.18</b>	<b>\$ 33,666.55</b>	<b>\$ 12,284.91</b>	<b>\$ 59,306.64</b>

#### EMPLOYEE BENEFITS - 66000

207 HEALTH INSURANCE		\$ 1,934.72		\$ 1,934.72
399 OTHER CONTRACTED SERVICES				
<b>TOTAL 66000</b>	<b>\$ -</b>	<b>\$ 1,934.72</b>	<b>\$ -</b>	<b>\$ 1,934.72</b>

#### CAPITAL OUTLAY - 68000

321 ENGINEERING SERVICES	\$ 4,500.00	\$ 4,500.00		\$ 9,000.00
330 LEASE PURCHASES				\$ -
399 OTHER CONTRACTED SERVICES				\$ -
705 BRIDGE CONSTRUCTION				\$ -
706 BUILDING CONSTRUCTION				\$ -
707 BUILDING IMPROVEMENTS				\$ -
708 COMMUNICATION EQUIPMENT				\$ -
709 DATA PROCESSING EQUIPT.				\$ -
711 FURNITURE & FIXTURES	\$ 1,377.89		\$ 199.99	\$ 1,577.88
712 HEATING & AIR COND. EQUIPT.				\$ -
713 HIGHWAY CONSTRUCTION	\$ 500.00			\$ 500.00
714 HIGHWAY EQUIPMENT	\$ -			\$ -
718 MOTOR VEHICLES				\$ -
719 OFFICE EQUIPMENT				
723 RIGHT OF WAY				\$ -
726 STATE AID PROJECTS	\$ -			\$ -
790 OTHER EQUIPMENT	\$ -	\$ 715.27	\$ 10,873.00	\$ 11,588.27
<b>TOTAL 68000</b>	<b>\$ 6,377.89</b>	<b>\$ 5,215.27</b>	<b>\$ 11,072.99</b>	<b>\$ 22,666.15</b>

21100				\$ -
21200				\$ -
21410				\$ -

#### ACCRUALS

21310 INCOME TAX	\$ (28,716.34)	\$ (22,694.88)	\$ (21,493.08)	\$ (72,904.30)
21320 SOCIAL SECURITY	\$ (14,250.34)	\$ (12,139.57)	\$ (11,506.34)	\$ (37,896.25)

21325 MEDICARE	\$ (3,367.29)	\$ (2,852.76)	\$ (2,704.66)	\$ (8,924.71)
21341 HEALTH INSURANCE	\$ (4,778.70)	\$ (9,034.84)	\$ (8,917.52)	\$ (22,731.06)
21342 ACCIDENT INSURANCE				
21343 CANCER INSURANCE				\$ -
21344 LIFE INSURANCE				
21345 COLONIAL LIFE	\$ (1,710.42)	\$ (2,222.65)	\$ (2,147.97)	\$ (6,081.04)
21346 DENTAL	\$ (1,595.81)	\$ (3,013.85)	\$ (2,944.24)	\$ (7,553.90)
21347 VOLUNTEER LIFE	\$ (1,899.92)	\$ (1,734.48)	\$ (1,615.72)	\$ (5,250.12)
21348 USABLE DEP.	\$ (165.23)	\$ (37.50)	\$ (313.72)	\$ (516.45)
21349-035 LEGAL SHIELD	\$ (38.85)	\$ (77.70)	\$ (77.70)	\$ (194.25)
21349-266 VISION	\$ (433.39)	\$ (414.36)	\$ (397.52)	\$ (1,245.27)
21351 PEBSCO				
21352 GREAT WEST	\$ (378.72)	\$ (378.72)	\$ (378.72)	\$ (1,136.16)
21352 PRINCIPAL	\$ (2,169.96)	\$ (2,098.78)	\$ (2,077.50)	\$ (6,346.24)
21353 GREAT WEST	\$ -			\$ -
21353 PRINCIPAL	\$ (70.00)	\$ (70.00)	\$ (70.00)	\$ (210.00)
21360 GARNISHMENTS	\$ (3,672.18)	\$ (3,513.05)	\$ (2,539.63)	\$ (9,724.86)
21390 UNITED WAY	\$ (40.00)	\$ (40.00)	\$ (40.00)	\$ (120.00)
21390-096 CHRISTMAS CLUB	\$ (2,750.00)	\$ (2,710.00)	\$ (2,710.00)	\$ (8,170.00)
21390-268 UNIFORMS	\$ (354.92)	\$ (338.46)	\$ (367.64)	\$ (1,061.02)
21349-196 MED FLEX				
21391 ON SITE MEDICAL				
21349 CLARKSVILLE ATHLETIC CLUB	\$ (40.00)	\$ (80.00)	\$ (80.00)	\$ (200.00)
21349 YMCA 1-PLUS	\$ (34.65)	\$ (69.30)	\$ (69.30)	\$ (173.25)
21349 TSAC-FSA	\$ (104.17)	\$ (208.34)	\$ (208.34)	\$ (520.85)

**TOTAL ACCRUALS** \$ (66,570.89) \$ (63,729.24) \$ (60,659.60) \$ (190,959.73)

**PAID**

21310 INCOME TAX	\$ 28,716.34	\$ 22,694.88	\$ 21,493.08	\$ 72,904.30
21320 SOCIAL SECURITY	\$ 14,250.34	\$ 12,139.57	\$ 11,506.34	\$ 37,896.25
21325 MEDICARE	\$ 3,367.29	\$ 2,852.76	\$ 2,704.66	\$ 8,924.71
21341 HEALTH INSURANCE	\$ 4,778.70	\$ 9,034.84	\$ 8,917.52	\$ 22,731.06
21342 ACCIDENT INSURANCE				
21343 CANCER INSURANCE				\$ -
21344 LIFE INSURANCE				
21345 COLONIAL LIFE	\$ 1,106.39	\$ 46.72	\$ 1,639.89	\$ 2,793.00
21346 DENTAL	\$ 2,989.09	\$ 3,118.54	\$ 2,921.33	\$ 9,028.96
21347 VOLUNTEER LIFE	\$ 48.95	\$ 5.80	\$ 5,594.79	\$ 5,649.54
21348 USABLE DEP.	\$ -		\$ 1,309.71	\$ 1,309.71
21349-035 LEGAL SHIELD	\$ 38.85	\$ 77.70	\$ 77.70	\$ 194.25
21349-246 VISION	\$ 883.86	\$ 439.86	\$ 397.52	\$ 1,721.24
21351 PEBSCO				
21352 GREAT WEST	\$ 378.72	\$ 378.72	\$ 378.72	\$ 1,136.16
21352 PRINCIPAL	\$ 2,169.96	\$ 2,098.78	\$ 2,077.50	\$ 6,346.24
21353 GREAT WEST				\$ -
21353 PRINCIPAL	\$ 70.00	\$ 70.00	\$ 70.00	\$ 210.00
21360 GARNISHMENTS	\$ 3,672.18	\$ 3,513.05	\$ 2,539.63	\$ 9,724.86
21390 UNITED WAY	\$ 40.00	\$ 40.00	\$ 40.00	\$ 120.00
21390-096 CHRISTMAS CLUB				\$ -
21390-268 UNIFORMS	\$ 458.14	\$ 355.50	\$ 328.70	\$ 1,142.34
21349-196 MED FLEX				
21391 ON SITE MEDICAL				
21349 CLARKSVILLE ATHLETIC CLUB	\$ 40.00	\$ 80.00	\$ 80.00	\$ 200.00
21349 YMCA 1-PLUS	\$ 34.65	\$ 69.30	\$ 69.30	\$ 173.25
21349 TSAC-FSA	\$ 104.17	\$ 208.34	\$ 208.34	\$ 520.85

**TOTAL PAID** \$ 63,147.63 \$ 57,224.36 \$ 62,354.73 \$ 182,726.72

**TOTAL EXPENDITURES** \$ 430,083.63 \$ 552,468.22 \$ 353,926.64 \$ 1,336,478.49

**BANK BALANCE AS OF MARCH 31ST, 2016**

**\$5,433,895.86**

**TO THE HONORABLE COURT OF MONTGOMERY COUNTY**

**CLARKSVILLE, TENNESSEE**

**I RESPECTFULLY SUBMIT THE FOLLOWING REPORT SHOWING THE RECEIPTS AND  
DISBURSEMENTS OF THE ROAD DAMAGE FUND FOR THE QUARTER ENDING  
31-Mar-16**

**BEGINNING BANK BALANCE \$86,880.00**

**DEPOSITS Jan-16**

CHRIS BLACKWELL	\$250.00
ERIC HUNEYCUTT	\$250.00
DAVID J WRIGHT	\$250.00
REDA HOME BUILDERS	\$550.00
PAUL KRUECKEBERG	\$750.00
CHRIS WARREN	\$250.00
TODD AVERITT	\$1,000.00
JOHN BESS	\$250.00
DUNCAN & DUNCAN	\$250.00
REDA HOME BUILDERS	\$515.00
HALLIDAY BUILDERS	\$500.00
DUNCAN & DUNCAN	\$250.00
REDA HOME BUILDERS	\$2,000.00
BIRCHWOOD CONSTR.	\$1,000.00
CLARKSVILLE QUALITY HOMES	\$500.00
MRG HOMES	\$500.00
GENE BAGGETT CONST.	\$500.00
ROBERT L KOLBE	\$250.00
ROBERT L KOLBE	\$250.00
REDA HOME BUILDERS	\$500.00
REDA HOME BUILDERS	\$250.00
RR HAMILTON	\$250.00
RR HAMILTON	\$250.00
REDA HOME BUILDERS	\$500.00
CHRIS BLACKWELL	\$1,500.00

**TOTAL JANUARY DEPOSITS \$13,315.00**

**DEPOSITS Feb-16**

JIM THOMAS CONST	\$750.00
CAMCOR HOMES	\$250.00
STEELE TRADEMARK	\$250.00
PAUL KRUECKEBERG	\$250.00
WEST END CONST	\$250.00
BERT SINGLETARY	\$1,000.00
CHRIS BLACKWELL	\$500.00
CRABBE HOMES	\$250.00
DAVID WRIGHT	\$250.00
JASON HOLT	\$500.00
ERIC HUNEYCUTT	\$1,000.00
JOE MAYNARD	\$250.00
PELHAM CONST.	\$250.00
CLARKSVILLE QUALITY HOMES	\$250.00
BIRCHWOOD CONST.	\$250.00
JOHN FRAZIER	\$250.00
NORCO	\$750.00
RODD A DAWSON	\$515.00
KENTUCKY DREAM HOMES	\$250.00
REDA HOME BUILDERS	\$250.00
HALLIDAY BUILDERS	\$500.00
NASON HOMES	\$500.00

**TOTAL DEPOSITS FEBRUARY \$9,265.00**

**DEPOSITS     Mar-16**

BILL MACE CONSTRUCTION	\$250.00
CHRIS BLACKWELL	\$2,000.00
WADE KING	\$250.00
REED BALDWIN	\$250.00
BIRCHWOOD CONST.	\$500.00
CRABBE CONSTRUCTION	\$250.00
MID STATE INVESTMENTS	\$250.00
OLE SOUTH PROPERTIES	\$250.00
CHRIS BLACKWELL	\$250.00
CHRIS BLACKWELL	\$250.00
REDA HOME BUILDERS	\$1,000.00
JAKE WELCH	250.00
GEORGE GRAY	\$250.00
JAMIE P MILAM	\$750.00
RICHARD A. SMITH	\$250.00
CRC HOMES	\$1,030.00
KEVIN LUCAS	\$250.00
BILL MACE HOMES	\$515.00
HERB PAUGH	\$250.00
PROVIDENCE BUILDERS	\$250.00
GUS CROCKET	\$250.00
MRG HOMES	\$500.00
MARSHALL BITER	\$250.00
REDA HOME BUILDERS	\$250.00
TIMOTHY SMITH	\$500.00
CHRIS BLACKWELL	\$500.00
BURKHART CONST.	\$500.00
JOHNSON CONSTRUCTION	\$250.00
MACK PHILLIPS CONST.	\$250.00
ADAM BLICK	\$250.00

<b>TOTAL MARCH DEPOSITS</b>	<b>\$12,795.00</b>
-----------------------------	--------------------

**JANUARY 2016 REFUNDS**

CUNNINGHAM CONST.	\$500.00
MARTY DARNELL	\$500.00
BERT SINGLETARY	\$500.00
JAKE WELCH	\$500.00
DANIEL BLESSING	\$515.00
BYRD CONST.	\$250.00
CHRIS WARREN	\$250.00
SCOTT CRABTREE	\$250.00
DAVID JOHNSON	\$250.00
HOWARD SUITER	\$250.00
PAUL KRUECKEBERG	\$500.00
KEVIN HALLIDAY	\$500.00
TOM CUNNINGHAM	\$1,580.00
JO ELLEN O'CONNER	\$250.00
CLARKSVILLE HOMES	\$250.00
DON DUNCAN	\$750.00
REDA HOME BUILDERS	\$2,500.00
GENE BAGGETT CONST.	\$500.00
MAYNARD CONST.	\$750.00

<b>TOTAL JANUARY REFUNDS</b>	<b>\$11,345.00</b>
------------------------------	--------------------

**REFUNDS |     Feb-16**

BILL MACE	\$250.00
ERIC BLACKWELL	\$250.00
RUSS HAMILTON	\$250.00
JIM THOMAS CONST.	\$500.00
ESKILDSON & WICKHAM	\$500.00
CHRIS BLACKWELL	\$1,750.00



DUSTIN BUTLER	\$250.00
BERT SINGLETARY	\$500.00
ROBERT KOLBE	\$250.00
DAVID J WRIGHT	\$250.00
PAUL KRUECKEBERG	\$750.00
NATE BURRAGE	\$250.00
BILL MACE	\$250.00
NORCO	\$500.00
RICKY REDA	\$500.00
TODD PHILLIPS	\$750.00

TOTAL FEBRUARY REFUNDS	\$7,750.00
------------------------	------------

REFUNDS | Mar-16

HALLIDAY BUILDERS	\$250.00
NASON HOMES	\$250.00
DOUG NAIL	\$250.00
CHRIS BLACKWELL	\$1,500.00
REED BALDWIN	\$250.00
BIRCHWOOD CONST.	\$1,000.00
MIKE ATKINS	\$500.00
JOE EDGELL	\$250.00
BRIAN PROCTOR	\$250.00
MRG HOMES	\$250.00
BARRY BOWERS	\$1,000.00
PROVIDENCE BUILDERS	\$2,795.00

TOTAL MARCH REFUNDS	\$8,545.00
---------------------	------------

ENDING BANK BALANCE MARCH 2016	\$94,615.00
--------------------------------	-------------

**Montgomery County, Tennessee  
Office of Finance  
Monthly Financial Report  
For the Month Ending 4/30/2016**

<b>ASSET</b>		<b>Beginning Balance</b>	<b>Debits</b>	<b>Credits</b>	<b>Ending Balance</b>
999-11120	CASH ON HAND	1,300.00	11,544,874.25	11,544,874.25	1,300.00
999-11130-001	CASH IN BANK-BANK OF AMERICA	45,021,485.95	80,289,032.24	109,323,425.25	25,987,992.94
999-11130-003	F & M BANK-TAX PAYMENTS	6,214,854.79	2,375.19	0.00	6,217,029.98
999-11130-006	PLANTERS BANK-MMA(TAX ACCOUNT)	3,002,875.08	837.62	0.00	3,003,312.68
999-11130-007	US BANK - TAX ACCOUNT	3,604,859.65	38,744.48	19,119.00	3,624,484.13
999-11130-008	CUMBERLAND BK - TAX ACCOUNT	1,253,315.66	745.12	0.00	1,254,060.76
999-11130-009	MCGC HOLDING ACCOUNT	0.00	3,214,700.42	3,214,700.42	0.00
999-11130-010	SCHOOL HOLDING ACCOUNT	4,182.05	8,002,285.40	8,001,547.45	4,880.00
999-11130-022	PLANTERS BANK-OTHER CNTY GOVT CC	407,086.27	25,805.44	13,361.15	419,539.58
999-11130-023	BOA EMS HANKOOK	300,716.92	38.21	0.00	300,755.13
999-11130-024	PLANTERS BANK- GO SCHOOL BOND	973,347.90	82.67	0.00	973,430.57
999-11130-025	LEGENDS BANK - BI-COUNTY FEES	-2,802.00	235,130.63	234,028.28	-1,699.65
999-11130-026	PLANTERS BANK - 209	0.01	100.00	0.00	100.01
999-11130-027	REGIONS - OPERATING	0.00	10,000,000.00	0.00	10,000,000.00
999-11300-001	PLANTERS BANK MMA-101	10,210,271.78	2,168.16	0.00	10,212,439.92
999-11300-002	PLANTERS BANK CD-101	5,280,875.11	2,926.57	0.00	5,283,801.68
999-11300-003	BANK OF AMERICA - 267	113,487.64	19.23	113,516.87	0.00
999-11300-004	LEGENDS BANK - 207	5,828,832.86	234,224.08	8,209.02	5,854,847.90
999-11300-005	PLANTERS BANK-CDARS 101	5,047,732.58	1,457.89	0.00	5,046,190.47
999-11300-008	PLANTERS BANK-DEPOSIT ACCT	20,816,787.73	1,513,078.02	20,037,839.98	11,292,233.79
999-11300-007	BANK OF AMERICA - 266	823,410.44	139.48	823,549.92	0.00
999-11300-008	BANK OF AMERICA - 171	4,193,718.52	710.40	4,194,428.92	0.00
999-11300-011	SYNOVUS - SHARED CD - 101	4,045,779.77	10,307,288.61	0.00	14,353,068.38
999-11300-013	BANK OF AMERICA-06 BOND PRCDs	506,344.02	88.98	0.00	506,433.00
999-11300-014	PLANTERS BANK MMA-101	19,198,869.90	4,076.89	0.00	19,202,945.79
999-11300-015	BANK OF AMERICA-MMA OPERATING	4,018,716.55	2,080.47	0.00	4,020,797.02
999-11300-016	CAPSTAR BANK CDARS-101	35,283,999.31	13,289.48	0.00	35,297,287.77
999-11300-017	BANK OF AMERICA - 363	70,369.37	11.92	70,381.29	0.00
999-11300-018	BANK OF AMERICA - 151	211,591.02	35.84	211,626.86	0.00
999-11300-019	LOCAL GOVT INVESTMENT POOL 101	46,516.78	12.25	0.00	46,529.03
999-11300-021	BANK OF AMERICA - 204	422,071.52	71.50	422,143.02	0.00
999-11300-024	BANK OF AMERICA - 171	2,582,932.19	437.54	2,583,369.73	0.00
999-11300-025	STEPHENS, INC - CDARS 2.10.2016	10,300,000.00	0.00	10,300,000.00	0.00
999-11300-026	BANK OF NASHVILLE / SYNOVUS	3,000,000.00	2,410.87	0.00	3,002,410.97
999-11300-027	CAPITAL BANK - CDARS	14,102,852.28	5,461.50	0.00	14,108,313.78
999-11300-028	REGIONS - CAPITAL PROJECTS	0.00	4,194,428.92	0.00	4,194,428.92
999-11300-029	REGIONS - GO PUBLIC IMPROVEMENT	0.00	2,583,369.73	0.00	2,583,369.73
999-11300-030	REGIONS - WORKER'S COMP	0.00	823,549.92	0.00	823,549.92
999-11300-035	REGIONS - E911	0.00	422,143.02	0.00	422,143.02
999-11300-036	REGIONS - EMS HANKOOK	0.00	300,755.13	0.00	300,755.13
999-11300-037	REGIONS - DEBT SERVICE	0.00	211,626.86	0.00	211,626.86
999-11300-038	REGIONS - UNEMPLOYMENT TRUST	0.00	113,516.87	0.00	113,516.87
999-11300-039	REGIONS - DTF	0.00	70,381.29	0.00	70,381.29
999-11405	CHECKS WITH INSUFFICIENT FUNDS	9,435.55	0.00	0.00	9,435.55
999-11410	STATE OF TN TAX RELIEF CURR YR	300,156.00	17,041.00	280,217.00	36,960.00
999-11614	MONTGOMERY COUNTY RELIEF	0.00	6,220.00	6,220.00	0.00
999-11690	MORTGAGE CLEARING	0.00	0.00	0.00	0.00
		<b>218,976,378.14</b>	<b>144,187,382.18</b>	<b>171,482,168.38</b>	<b>189,760,872.90</b>

LIABILITY		Beginning Balance	Debits	Credits	Ending Balance
101-21353	PLANNING COMMISSION	0.00	0.00	0.00	0.00
101-21560	DUE TO LITIGANTS HEIRS AND OTHERS	0.00	0.00	0.00	0.00
999-20040	EXCESS LAND SALE PAYMENTS 2004	25,830.83	0.00	0.00	25,830.83
999-20100	EXCESS LAND SALE PAYMENTS 2010	0.00	0.00	0.00	0.00
999-20110	EXCESS LAND SALE PAYMENTS 2011	0.00	0.00	0.00	0.00
999-20120	EXCESS LAND SALE PAYMENTS 2012	399.21	142.40	0.00	256.81
999-20130	EXCESS LAND SALE PAYMENTS 2013	77,481.98	0.00	1,042.38	78,524.36
999-20140	EXCESS LAND SALE PAYMENTS 2014	350,024.89	10,407.30	424.65	340,042.24
999-20150	EXCESS LAND SALE PAYMENTS 2015	322,654.77	20,006.82	0.00	302,647.95
999-22200	OVERPAYMENTS	3,980.13	1,655.54	1,547.07	3,871.66
999-24105	CREDIT CARD FEES	494.43	0.00	0.00	494.43
999-24106	CLERK'S FEES	0.00	13,902.00	13,902.00	0.00
999-24110	CLERK'S ORDER TO SELL FEES	0.00	0.00	0.00	0.00
999-28500	STOP PAYMENTS	0.00	0.00	0.00	0.00
999-28510	ATTORNEY'S FEES	0.00	32,535.31	32,535.31	0.00
999-28515	ATTORNEY'S BILL OF COSTS	0.00	183.99	183.99	0.00
999-28520	TRANSFER TAX (REGISTER OF DEEDS)	357.11	0.00	12.00	369.11
999-27700	TRUSTEE'S HOLDING ACCOUNT	0.00	0.00	0.00	0.00
999-28310	UNDISTRIBUTED TAXES	0.00	0.00	0.00	0.00
999-29900	FEE/COMMISSION ACCOUNT	208,815.84	208,342.97	116,142.51	116,615.18
101	COUNTY GENERAL FUND	38,815,854.77	5,415,297.33	3,673,617.38	37,073,974.82
122	DRUG CONTROL FUND	118,382.38	2,182.85	8,834.98	125,184.51
131	GENERAL ROAD FUND	5,823,832.05	639,874.97	328,937.94	5,312,995.02
141	GENERAL PURPOSE SCHOOL FUND	82,568,845.38	18,053,006.07	18,517,061.32	63,032,720.61
142	SCHOOL FEDERAL PROJECTS FUND	2,373,988.28	1,820,194.34	2,824,913.59	3,378,686.53
143	CHILD NUTRITION FUND	3,654,871.31	1,375,846.63	2,238,415.31	4,517,439.99
144	SCHOOL SYSTEM TRANS FUND	3,241,636.38	1,008,187.18	1,338,287.47	3,572,736.67
146	EXTENDED SCHOOL PROGRAM FUND	102,568.08	10.00	1,900.00	104,458.08
151	DEBT SERVICE FUND	53,334,054.77	29,275,145.87	635,557.18	24,694,466.08
171	CAPITAL PROJECTS FUND	10,588,850.59	304,216.53	27,562.90	10,292,217.05
177	EDU CAPITAL PROJECTS FUND	1,601,957.21	250,543.40	24,932.06	1,376,345.87
204	EB11 COMMUNICATION DIST	1,983,984.71	152,063.74	383,982.97	2,215,963.94
207	BI-COUNTY LANDFILL	5,513,631.82	1,403,097.68	1,298,006.71	5,408,540.85
209	LIBRARY FUND	798,115.64	173,585.62	12,030.45	634,660.17
263	SELF INSURANCE TRUST FUND	24,208,118.39	3,589,785.34	4,873,982.68	25,492,295.73
264	WORKERS' COMPENSATION	97,158.30	23,733.16	6,676.92	60,102.06
267	UNEMPLOYMENT COMPENSATION	41,854.01	3,378.17	2,320.04	40,504.88
351	CITY OF CLARKSVILLE - SALES TAX	0.00	1,262,130.91	1,262,130.91	0.00
352	CITY OF CLARKSVILLE - PROP TAX	0.00	20,201.02	20,201.02	0.00
356	CITY OF CLARKSVILLE	0.00	0.00	0.00	0.00
362	MGC RAIL AUTHORITY	18,960.60	12,815.46	238.97	6,584.09
363	JUDICIAL DISTRICT DRUG FUND	241,723.88	69,417.53	78,965.16	251,291.51
364	DISTRICT ATTORNEY FUND	29,783.82	2,278.59	3,347.84	30,853.07
365	PORT AUTHORITY	50,000.00	0.00	0.00	50,000.00
		216,976,379.14	64,943,830.84	37,728,823.80	189,768,872.90

This report is submitted in accordance with requirements of section 5-5-505,  
and/or 67-5-1902, Tennessee Code Annotated, and to the best of my knowledge,  
information and belief accurately reflects transactions of this office for the year ended June 30, 2016

Dwight G. Burdett  
Signature Date

Monty ...  
Title

COMPARISON OF HOTEL OCCUPANCY TAX COLLECTIONS										
MONTH	1999	2000	2001	2002	2003	2004	2005	2006	2007	2008
JANUARY	\$ 27,098.84	\$ 30,533.18	\$ 48,458.76	\$50,828.98	\$ 65,230.13	\$ 72,800.02	\$ 78,874.92	\$ 63,103.00	\$ 73,675.57	\$ 80,603.04
FEBRUARY	\$ 29,909.16	\$ 30,389.03	\$ 47,751.41	\$53,770.38	\$ 68,380.09	\$ 91,527.44	\$ 67,626.09	\$ 63,689.44	\$ 71,126.97	\$ 78,321.88
MARCH	\$ 31,464.65	\$ 32,987.23	\$ 56,924.49	\$54,806.34	\$ 93,121.20	\$ 103,994.62	\$ 70,053.21	\$ 65,063.08	\$ 78,796.55	\$ 83,799.10
APRIL	\$ 36,921.57	\$ 39,278.27	\$ 64,682.11	\$75,899.40	\$ 94,829.04	\$ 92,468.13	\$ 102,342.68	\$ 99,137.03	\$ 112,761.36	\$ 122,941.33
MAY	\$ 45,431.12	\$ 40,659.75	\$ 67,111.76	\$71,882.71	\$ 91,093.92	\$ 96,224.80	\$ 90,741.56	\$ 85,506.62	\$ 103,205.69	\$ 90,117.49
JUNE	\$ 41,300.90	\$ 40,705.58	\$ 67,033.52	\$78,332.61	\$ 84,186.25	\$ 91,007.71	\$ 100,085.45	\$ 89,668.92	\$ 135,081.86	\$ 106,604.47
JULY	\$ 43,822.68	\$ 43,848.22	\$ 71,259.56	\$88,829.01	\$ 88,224.67	\$ 90,974.37	\$ 110,606.98	\$ 94,808.25	\$ 136,085.79	\$ 95,500.92
AUGUST	\$ 51,914.05	\$ 82,607.67	\$ 80,724.48	\$103,831.95	\$ 111,787.39	\$ 114,839.93	\$ 126,860.91	\$ 99,007.81	\$ 128,691.23	\$ 106,602.50
SEPTEMBER	\$ 45,085.51	\$ 77,573.12	\$ 75,928.35	\$71,760.72	\$ 89,163.84	\$ 88,227.22	\$ 103,528.65	\$ 93,998.21	\$ 122,277.00	\$ 94,452.48
OCTOBER	\$ 62,586.96	\$ 78,223.81	\$ 64,421.97	\$67,912.08	\$ 71,058.32	\$ 85,219.87	\$ 103,329.13	\$ 120,964.50	\$ 115,299.73	\$ 83,620.66
NOVEMBER	\$ 42,478.02	\$ 67,894.53	\$ 70,109.29	\$68,664.15	\$ 77,700.65	\$ 90,975.56	\$ 93,726.35	\$ 95,136.90	\$ 132,492.92	\$ 100,329.52
DECEMBER	\$ 37,644.94	\$ 54,665.88	\$ 64,491.24	\$65,970.79	\$ 71,088.08	\$ 87,086.86	\$ 88,085.13	\$ 93,788.01	\$ 89,362.16	\$ 116,462.45
YEARLY TOTAL	\$ 495,658.40	\$ 619,366.27	\$ 778,896.94	\$852,489.12	\$ 1,005,863.58	\$ 1,105,346.53	\$1,135,861.06	\$ 1,063,871.77	\$ 1,298,856.83	\$ 1,159,355.84
	2009	2010	2011	2012	2013	2014	2015	2016	2017	2018
JANUARY	\$ 87,058.36	\$ 98,797.30	\$ 93,568.93	\$ 122,959.56	\$ 101,963.52	\$ 106,908.64	\$ 118,820.77	\$ 113,056.55		
FEBRUARY	\$ 103,484.37	\$ 122,425.01	\$ 98,617.91	\$ 130,592.70	\$ 84,950.58	\$ 111,395.05	\$ 108,102.01	\$ 105,945.34		
MARCH	\$ 106,133.80	\$ 97,223.36	\$ 123,655.30	\$ 130,540.42	\$ 89,897.89	\$ 107,789.42	\$ 97,758.36	\$ 122,221.56		
APRIL	\$ 131,183.50	\$ 147,129.46	\$ 141,216.66	\$ 166,930.70	\$ 127,011.20	\$ 172,086.66	\$ 168,753.98	\$ 154,016.56		
MAY	\$ 124,347.50	\$ 140,099.75	\$ 148,155.80	\$ 145,100.30	\$ 114,744.33	\$ 137,305.59	\$ 163,656.94			
JUNE	\$ 128,926.73	\$ 156,904.04	\$ 165,434.81	\$ 156,556.28	\$ 149,278.38	\$ 149,761.84	\$ 167,364.58			
JULY	\$ 138,948.38	\$ 155,002.42	\$ 166,721.40	\$ 142,543.24	\$ 139,764.87	\$ 155,951.38	\$ 163,931.64			
AUGUST	\$ 138,546.34	\$ 159,398.89	\$ 189,029.54	\$ 144,944.86	\$ 138,508.95	\$ 141,828.40	\$ 183,006.76			
SEPTEMBER	\$ 110,943.01	\$ 139,077.22	\$ 183,172.65	\$ 137,762.39	\$ 123,496.85	\$ 134,695.73	\$ 136,037.06			
OCTOBER	\$ 103,998.14	\$ 106,852.14	\$ 150,626.03	\$ 136,406.87	\$ 118,284.80	\$ 131,945.61	\$ 137,714.25			
NOVEMBER	\$ 117,095.86	\$ 111,906.42	\$ 169,407.63	\$ 139,934.80	\$ 133,540.36	\$ 159,367.06	\$ 162,825.42			
DECEMBER	\$ 107,900.37	\$ 110,667.80	\$ 151,081.34	\$ 112,969.35	\$ 124,889.36	\$ 120,067.79	\$ 148,644.37			
YEARLY TOTAL	\$ 1,398,566.36	\$1,545,483.81	\$ 1,780,688.00	\$1,667,241.47	\$ 1,446,331.09	\$ 1,629,103.17	\$1,756,616.14	\$ 495,240.01	\$ -	\$ -
						Brenda E. Radford, Montgomery County Trustee				
						5/6/2016				

[illegible]

CLARKSVILLE-MONTGOMERY COUNTY										
SALES TAX COLLECTIONS COMPARISON REPORT										
	2007-2008	2008-2009	2009-2010	2010-2011	2011-2012	2012-2013	2013-2014	2014-2015	2015-2016	2016-2017
July	\$ 3,851,625.57	\$ 3,807,908.75	\$ 3,944,322.43	\$ 3,973,449.15	\$ 4,388,524.95	\$ 4,989,326.68	\$ 4,610,593.54	\$ 4,852,678.91	\$ 5,158,417.10	
August	\$ 4,048,052.83	\$ 3,969,101.90	\$ 4,155,944.24	\$ 4,485,348.58	\$ 4,365,279.31	\$ 4,770,982.11	\$ 4,742,043.02	\$ 5,021,678.21	\$ 5,207,421.78	
September	\$ 3,697,338.74	\$ 3,591,425.40	\$ 3,765,577.37	\$ 4,044,918.09	\$ 4,687,426.40	\$ 4,458,831.11	\$ 4,419,749.47	\$ 4,702,911.95	\$ 5,180,576.80	
October (August Coll.)	\$ 3,813,108.63	\$ 3,686,073.38	\$ 3,836,157.44	\$ 3,971,998.55	\$ 5,337,736.53	\$ 4,615,095.98	\$ 4,488,844.01	\$ 4,728,833.37	\$ 4,864,832.93	
November	\$ 3,900,630.43	\$ 3,614,756.11	\$ 3,824,985.82	\$ 3,943,598.18	\$ 5,120,107.11	\$ 4,834,486.72	\$ 4,613,925.43	\$ 4,903,526.38	\$ 5,121,809.98	
December	\$ 3,476,083.68	\$ 3,479,758.37	\$ 3,746,233.68	\$ 3,865,625.08	\$ 4,888,853.03	\$ 4,330,938.36	\$ 4,538,509.17	\$ 4,800,598.96	\$ 4,805,275.18	
January	\$ 3,782,928.31	\$ 3,911,901.46	\$ 3,918,328.61	\$ 3,978,924.86	\$ 4,836,179.84	\$ 4,575,580.98	\$ 4,661,693.42	\$ 5,011,973.14	\$ 5,151,710.38	
February	\$ 4,792,942.94	\$ 4,984,794.05	\$ 5,220,113.70	\$ 5,316,806.81	\$ 6,261,020.97	\$ 5,624,805.46	\$ 5,928,617.84	\$ 6,595,642.58	\$ 6,735,732.86	
March	\$ 3,158,690.40	\$ 3,529,385.22	\$ 3,579,055.71	\$ 3,519,094.43	\$ 4,247,079.33	\$ 3,885,858.93	\$ 4,043,956.23	\$ 4,367,324.16	\$ 4,503,712.84	
April	\$ 3,351,393.11	\$ 3,738,282.75	\$ 3,801,787.78	\$ 3,944,756.82	\$ 4,803,176.86	\$ 4,286,888.78	\$ 4,580,279.94	\$ 4,341,404.11	\$ 4,911,278.37	
May	\$ 3,814,407.26	\$ 4,044,427.55	\$ 4,305,544.93	\$ 4,527,749.91	\$ 5,310,119.72	\$ 4,751,487.50	\$ 4,933,619.42	\$ 5,157,153.72		
June	\$ 3,543,826.22	\$ 3,833,298.78	\$ 4,050,116.50	\$ 4,365,430.36	\$ 4,774,273.97	\$ 4,546,342.21	\$ 4,722,890.55	\$ 4,942,895.62		
TOTAL	\$ 45,231,008.12	\$ 46,171,114.72	\$ 48,148,188.21	\$ 49,937,500.92	\$ 58,879,778.02	\$ 55,450,626.84	\$ 56,262,522.04	\$ 59,426,621.10	\$ 51,650,768.20	\$ -
Increase/Decrease	(\$525,338.19)	\$940,106.60	\$ 1,977,053.49	\$ 1,789,332.71	\$ 8,942,277.10	(\$3,429,151.18)	\$ 831,895.20	\$ 3,144,099.06		#####
MONTH	2017-2018	2018-2019	2019-2020	2020-2021	2021-2022	2022-2023	2023-2024	2024-2025	2025-2026	2026-2027
July										
August										
September										
October										
November										
December										
January										
February										
March										
April										
May										
June										
Total	\$ -	\$ -	\$ -	\$ -	\$ -	\$ -	\$ -	\$ -	\$ -	\$ -
	\$ -	\$ -	\$ -	\$ -	\$ -	\$ -	\$ -	\$ -	\$ -	\$ -

Brenda E. Radford, Montgomery County Trustee, April 20, 2016

Events that mark Notable Change in Clarksville/Montgomery County Sales Tax Revenue

FISCAL YEAR	EVENT
2007-2008	Presidential Election/Housing Crisis/Banking/Stock Market/Interest Rates Decline/"Th
2007-2008	Operation Enduring Freedom
9/2008 \$200 Bill	Federal Bailout of Fannie & Freddie, Lehman Chap.11, Merrill bought by BofA, AIG loans
First Quarter, 2011-4/4/13/11 WSJ	called the US Economy "The Incredible Shrinking Recovery"-The US Economy appears to have grown by little more than 1.5% in the 1st Qtr., well below the 4% annualized most expected back in January.
It is no coincidence that bank earnings have been retreating as well. Inflation/Deflation, in the 3 months ending Feb., 2011, was running at an annualized rate of 5.6% and does not come close to compensating investors with their current low interest rate of .00%- .25'	
WSJ-"Great Symbolic Blow" 8/9/11-America Gets Downgraded from AAA+ to AA+ by Standard & Poors-now 18 countries in the world have a better credit rating than the U.S.A.	
Jan. 2013-THE NEW YORK TIMES Matthew Bishop "The latest green shoots of recovery in the United States already show signs of turning brown." Paul Krugman "Without a radical change in economic policy in both the United States and Europe, the likeliest outcome is a prolonged depression, perhaps not as "great" as in the 1930's but with clear similarities, above all in the immense human cost of needlessly high unemployment."	
Jan. 14, 2013	Hemlock Semiconductor LLC delays the start up of the Clarksville facility. For Calendar Year 2013-Economists are predicting a 1.4% GDP
October 14, 2013.	Hankook Tire coming to Clarksville with 1,800 direct jobs and build an \$800million manufacturing facility in Clarksville/Montgomery County
December 16, 2014-Fort Campbell uncertainty and Hemlock to close permanently. Leaf Chronicle	

**MONTGOMERY COUNTY TRUSTEE'S OFFICE**  
**INVESTMENTS-MARCH, 2016 INTEREST REPORT**

MONTGOMERY COUNTY TRUSTEE'S OFFICE									
INVESTMENTS-MARCH, 2016 INTEREST REPORT									
FUND NAME	FUND CODE	ACCOUNT NUMBER	INVESTMENT	ACCRUED INTEREST	INTEREST	TOTAL INVESTED	APY%	Maturity Date	INVESTMENT INFORMATION
COUNTY GENERAL FUND	101	11130-003	\$ 6,214,654.79	\$ 2,375.19		\$ 6,217,029.98	\$ 0.45		
COUNTY GENERAL FUND	101	11130-006	\$ 3,002,675.06	\$ 837.82		\$ 3,003,512.88	\$ 0.25		
COUNTY GENERAL FUND	101	11130-007	\$ 3,604,858.65	\$ 153.48		\$ 3,605,012.13	\$ 0.05		
COUNTY GENERAL FUND	101	11130-008	\$ 1,253,315.66	\$ 745.12		\$ 1,254,060.78	\$ 0.70		
ANIMAL CONTROL/EMS	101	11130-022	\$ 407,095.27	\$ 3.42		\$ 407,098.69	\$ 0.01		Bond Issue proceeds 2015 #2
HANKOOK - EMS	101	11130-023	\$ 300,716.92	\$ 38.21		\$ 300,755.13	\$ 0.15		
GENERAL OBLIGATION SCHOOL BOND	171	11130-024	\$ 973,347.90	\$ 82.67		\$ 973,430.57	\$ 0.10		Open Account 5/15/2015
CLARKSVILLE MO. CO. PUBLIC LIBRARY	209	11130-026	\$ 0.01	\$ -		\$ 0.01			Account Opened February 2016
COUNTY GENERAL FUND	101	11300-001	\$ 5,112,792.09	\$ 1,085.71		\$ 5,113,877.80	\$ 0.25		
2011 G.O. SCHOOL & PUBLIC IMP. BD.	151	11300-001	\$ 5,097,479.67	\$ 1,082.45		\$ 5,098,562.12	\$ 0.25		
COUNTY GENERAL FUND	101	11300-002	\$ 5,280,675.11	\$ 2,928.57		\$ 5,283,603.68	\$ 0.70		
UNEMPLOYMENT TRUST FUND	101	11300-003	\$ 113,497.64	\$ 19.23		\$ 113,516.87	\$ 0.20		
BI-COUNTY LANDFILL	207	11300-004	\$ 5,628,832.86	\$ 2,802.02		\$ 5,631,634.88	\$ 0.59		Acct includes daily sweeps from a non-interest bearing Bi-County User Fees Acct #10037026
COUNTY GENERAL FUND	101	11300-005	\$ 5,047,732.58	\$ 1,457.89		\$ 5,049,190.47	\$ 0.34	5/12/2016	
COUNTY OPERATING ACCOUNT	ALL	11300-006	\$ 29,816,797.73	\$ 16,625.49		\$ 29,833,423.22			
WORKMAN'S COMPENSATION	101	11300-007	\$ 823,410.44	\$ 139.48		\$ 823,549.92	\$ 0.20		
CAPITAL PROJECTS	171	11300-008	\$ 778,039.40			\$ 778,039.40	\$ 0.20		
DEBT SERVICE FUND	151	11300-008	\$ 3,415,679.12	\$ 710.40		\$ 3,416,389.52	\$ -		Tied to the other Account 999-11300-006
COUNTY GENERAL FUND	101	11300-011	\$ 14,345,779.77	\$ 7,288.61		\$ 14,353,068.38	\$ 0.71	6/2/2017	8M added to principle of existing account at 0.65 APY% for 24 mths (7M on 2/18/16 & 1M on 2/25/16)
GEN. OBLIG. 2006 BOND PROCEEDS	151	11300-013	\$ 508,344.02	\$ 88.98		\$ 508,433.00	\$ 0.20		
COUNTY GENERAL FUND	101	11300-014	\$ 14,124,807.82	\$ 2,999.37		\$ 14,127,807.19	\$ 0.25		
2011 G.O. SCHOOL & PUBLIC IMP. BD.	151	11300-014	\$ 5,074,281.08	\$ 1,077.52		\$ 5,075,358.60	\$ 0.25		
COUNTY INVESTMENT ACCOUNT	ALL	11300-015	\$ 4,018,716.55	\$ 2,080.47		\$ 4,020,797.02	\$ 0.25		
COUNTY GENERAL FUND	101	11300-016	\$ 35,283,998.31	\$ 19,659.32		\$ 35,303,657.63	\$ 0.69		Includes a \$6369.86 Interest Check
DRUG TASK FORCE	383	11300-017	\$ 70,369.37	\$ 11.92		\$ 70,381.29	\$ 0.20		
DEBT SERVICE FUND	151	11300-018	\$ 211,591.02	\$ 35.84		\$ 211,626.86	\$ 0.20		
COUNTY GENERAL FUND	101	11300-019	\$ 46,516.78	\$ 12.25		\$ 46,529.03	\$ 0.23		
E-911	204	11300-021	\$ 422,071.52	\$ 71.50		\$ 422,143.02	\$ 0.20		
CAPITAL PROJECTS	171	11300-024	\$ 2,582,932.19	\$ 437.54		\$ 2,583,369.73	\$ 0.20		
CAPITAL PROJECTS	101	11300-026	\$ 3,000,000.00	\$ 2,410.97		\$ 3,002,410.97	\$ -		Opened March 2016
CAPITAL PROJECTS	101	11300-027	\$ 14,102,852.26	\$ 5,461.50		\$ 14,108,313.76	\$ -		Opened March 2016
			\$ 170,641,641.89	\$ 72,520.74	\$ -	\$ 170,714,162.33			</



CLARKSVILLE-MONTGOMERY COUNTY										
SALES TAX COLLECTIONS COMPARISON REPORT										
	2007-2008	2008-2009	2009-2010	2010-2011	2011-2012	2012-2013	2013-2014	2014-2015	2015-2016	2016-2017
July	\$ 3,851,625.57	\$ 3,807,908.75	\$ 3,944,322.43	\$ 3,973,449.15	\$ 4,368,524.95	\$ 4,969,328.68	\$ 4,610,593.54	\$ 4,852,678.91	\$ 5,168,417.10	
August	\$ 4,048,062.83	\$ 3,969,101.90	\$ 4,155,944.24	\$ 4,485,348.58	\$ 4,365,279.31	\$ 4,770,982.11	\$ 4,742,043.02	\$ 5,021,678.21	\$ 5,207,421.78	
September	\$ 3,697,338.74	\$ 3,591,425.40	\$ 3,765,577.37	\$ 4,044,918.09	\$ 4,687,426.40	\$ 4,458,831.11	\$ 4,419,749.47	\$ 4,702,911.95	\$ 5,180,576.80	
October (August Coll.)	\$ 3,813,108.63	\$ 3,666,073.38	\$ 3,836,157.44	\$ 3,971,998.55	\$ 5,337,736.53	\$ 4,615,095.98	\$ 4,466,644.01	\$ 4,728,833.37	\$ 4,864,832.93	
November	\$ 3,900,630.43	\$ 3,614,756.11	\$ 3,824,985.82	\$ 3,943,598.18	\$ 5,120,107.11	\$ 4,634,486.72	\$ 4,613,925.43	\$ 4,903,526.36	\$ 5,121,809.98	
December	\$ 3,476,063.68	\$ 3,479,758.37	\$ 3,746,233.68	\$ 3,865,625.08	\$ 4,668,853.03	\$ 4,330,938.36	\$ 4,538,509.17	\$ 4,800,598.96	\$ 4,805,275.18	
January	\$ 3,782,928.31	\$ 3,911,901.46	\$ 3,918,328.61	\$ 3,978,924.86	\$ 4,936,179.84	\$ 4,575,580.98	\$ 4,681,693.42	\$ 5,011,973.14	\$ 5,151,710.36	
February	\$ 4,792,942.94	\$ 4,984,794.05	\$ 5,220,113.70	\$ 5,316,606.81						
March	\$ 3,158,680.40	\$ 3,529,385.22	\$ 3,579,055.71	\$ 3,519,094.43	\$ 4,247,079.33	\$ 3,885,858.93	\$ 4,043,956.23	\$ 4,367,324.16	\$ 4,503,712.84	
April	\$ 3,351,393.11	\$ 3,738,282.75	\$ 3,801,787.78	\$ 3,944,756.92	\$ 4,803,176.86	\$ 4,286,888.78	\$ 4,580,279.94	\$ 4,341,404.11	\$ 4,911,278.37	
May	\$ 3,814,407.26	\$ 4,044,427.55	\$ 4,305,544.93	\$ 4,527,749.91	\$ 5,310,119.72	\$ 4,751,487.50	\$ 4,933,619.42	\$ 5,157,153.72		
June	\$ 3,543,826.22	\$ 3,833,299.78	\$ 4,050,116.50	\$ 4,365,430.36	\$ 4,774,273.97	\$ 4,546,342.21	\$ 4,722,890.55	\$ 4,942,895.62		
TOTAL	\$ 45,231,008.12	\$ 46,171,114.72	\$ 48,148,168.21	\$ 49,937,500.92	\$ 58,879,778.02	\$ 55,450,626.84	\$ 56,282,522.04	\$ 59,426,621.10	\$ 51,650,768.20	\$ -
Increase/Decrease	(\$525,338.19)	\$940,106.60	\$ 1,977,053.49	\$ 1,789,332.71	\$ 8,942,277.10	(\$3,429,151.18)	\$ 831,895.20	\$ 3,144,099.06		#####
MONTH	2017-2018	2018-2019	2019-2020	2020-2021	2021-2022	2022-2023	2023-2024	2024-2025	2025-2026	2026-2027
July										
August										
September										
October										
November										
December										
January										
February										
March										
April										
May										
June										
Total	\$ -	\$ -	\$ -	\$ -	\$ -	\$ -	\$ -	\$ -	\$ -	\$ -
	\$ -	\$ -	\$ -	\$ -	\$ -	\$ -	\$ -	\$ -	\$ -	\$ -
Brenda E. Radford, Montgomery County Trustee, April 20, 2016					Events that mark Notable Change in Clarksville/Montgomery County Sales Tax Revenue					

Dec., 2007-The Worst Recession since the Great Depression began

June, 2009-Official Ending of the Worst Recession since the Great Depression

October, 2010-"This is the Slowest and Feeblest Recovery in the U.S.A.'s History,"--Steve Forbes

First Quarter, 2011-4/4&13/11 WSJ called the US Economy "The Incredible Shrinking Recovery"-The US Economy appears to have grown by little more than 1.5% in the 1st Qtr., well below the 4% annualized most expected back in January.

It is no coincidence that bank earnings have been retreating as well. Inflation/Stagnation, in the 3 months ending Feb., 2011, was running at an annualized rate of 5.6% and does not come close to compensating investors with their current low interest rate of .00%-.25%

WSJ-"Great Symbolic Blow" 8/5/11-America Gets Downgraded from AAA+ to AA+ by Standard & Poors-now 18 countries in the world have a better credit rating than the U.S.A.

Jan. 2013-THE NEW YORK TIMES Matthew Bishop "The latest green shoots of recovery in the Unites States already show signs of turning brown." Paul Krugman "Without a radical change in economic policy in both the Unites States and Europe, the likiest outcome is a prolonged depression, perhaps not as "great" as in the 1930's but with clear similarities, above all in the immense human cost of needlessly high unemployment."

Jan. 14, 2013 Hemlock Semiconductor LLC delays the start up of the Clarksville facility.

October 14, 2013, Hankook Tire coming to Clarksville with 1,800 direct jobs and build an \$800million manufacturing facility in Clarksville/Montgomery County

December 16, 2014-Fort Campbell uncertainty and Hemlock to close permanently. Leaf Chronicle

FISCAL YEAR

2007-2008

2007-2008

9/2008 \$200 Bill. Federal Bailout of Fannie & Freddie, Lehman Chap.11, Merrill bought by BofA, AIG loaned

EVENT

Presidential Election/Housing Crisis/Banking/Stock Market/Interest Rates Decline/"Th

Operation Enduring Freedom

For Calendar Year 2013-Economists are predicting a 1.4% GDP

05/03/2016 10:13  
mlpex

MONTGOMERY COUNTY GOVERNMENT, TN  
YEAR-TO-DATE BUDGET REPORT

P 1  
glytdbud

FOR 2016 10

	ORIGINAL APPROP	TRANSFERS/ ADJUSTMENTS	REVISED BUDGET	YTD EXPENDED	ENC/REQ	AVAILABLE BUDGET	PCT USED
101 COUNTY GENERAL							
51100 COUNTY COMMISSION	325,410	0	325,410	202,834.34	51,785.72	70,789.94	78.2%
51210 BOARD OF EQUALIZATION	4,841	0	4,841	.00	.00	4,841.00	.0%
51220 BEER BOARD	4,845	0	4,845	1,211.10	.00	3,633.90	25.0%
51240 OTHER BOARDS & COMMITTEES	4,038	0	4,038	3,956.26	.00	81.74	98.0%
51300 COUNTY MAYOR	473,455	0	473,455	386,677.76	6,399.19	80,378.05	83.0%
51310 HUMAN RESOURCES	375,676	-1,300	374,376	273,708.14	30,016.18	70,651.68	81.1%
51400 COUNTY ATTORNEY	60,000	6,450	66,450	62,350.66	.00	4,099.34	93.8%
51500 ELECTION COMMISSION	630,299	0	630,299	469,395.22	14,830.94	146,072.84	76.8%
51600 REGISTER OF DEEDS	454,427	-600	453,827	365,449.80	7,774.81	80,602.39	82.2%
51720 PLANNING	305,369	26,893	332,262	332,262.00	.00	.00	100.0%
51730 BUILDING	188,528	0	188,528	154,453.42	1,315.24	32,759.34	82.6%
51750 CODES COMPLIANCE	696,714	-2,000	694,714	553,763.89	9,464.48	131,485.63	81.1%
51760 GEOGRAPHICAL INFO SYSTEMS	185,367	59,840	245,207	104,213.74	12,897.50	128,095.76	47.8%
51800 COUNTY BUILDINGS	1,968,036	56,089	2,024,125	1,549,799.52	81,379.66	392,945.33	80.6%
51810 COURTS COMPLEX	1,002,254	0	1,002,254	708,291.93	47,539.22	246,422.85	75.4%
51900 OTHER GENERAL ADMINISTRATION	606,172	0	606,172	475,686.61	833.00	129,652.39	78.6%
51910 ARCHIVES	164,920	0	164,920	121,450.82	393.85	43,075.33	73.9%
52100 ACCOUNTS & BUDGETS	646,614	542	647,156	488,261.88	2,620.19	156,273.85	75.9%
52200 PURCHASING	294,120	-50	294,070	237,872.12	1,800.13	54,397.75	81.5%
52300 PROPERTY ASSESSOR'S OFFICE	994,473	154,655	1,149,128	781,502.12	73,329.91	294,295.97	74.4%
52400 COUNTY TRUSTEES OFFICE	598,966	0	598,966	545,007.04	1,053.71	52,905.25	91.2%
52500 COUNTY CLERK'S OFFICE	2,058,262	1,473	2,059,735	1,592,923.49	9,769.10	457,042.53	77.8%
52600 INFORMATION SYSTEMS	1,911,827	0	1,911,827	1,599,334.99	59,469.00	253,023.01	86.8%
52900 OTHER FINANCE	56,550	0	56,550	22,207.27	.00	34,342.73	39.3%
53100 CIRCUIT COURT	2,990,195	10,332	3,000,527	2,288,956.20	33,859.44	677,711.50	77.4%
53300 GENERAL SESSIONS COURT	690,039	0	690,039	562,772.44	.00	127,266.56	81.6%
53330 DRUG COURT	70,000	0	70,000	47,360.46	5,198.72	17,440.82	75.1%
53400 CHANCERY COURT	532,891	0	532,891	440,587.87	3,006.89	89,296.24	83.2%
53500 JUVENILE COURT	1,105,651	300,099	1,405,750	1,014,419.57	12,513.28	378,817.19	73.1%
53600 DISTRICT ATTORNEY GENERAL	59,750	0	59,750	21,678.06	6,136.06	31,935.88	46.6%
53610 OFFICE OF PUBLIC DEFENDER	7,313	870	8,183	5,714.29	.00	2,468.71	69.8%
53700 JUDICIAL COMMISSIONERS	235,984	0	235,984	169,937.27	1,068.66	64,978.07	72.5%
53900 OTHER ADMINISTRATION/ JUSTICE	92,702	422,082	514,784	384,175.17	355.34	130,253.49	74.7%
53910 ADULT PROBATION SERVICES	943,505	0	943,505	705,337.01	40,697.05	197,470.94	79.1%
54110 SHERIFF'S DEPARTMENT	9,502,233	288,766	9,790,999	7,731,433.40	102,184.59	1,957,380.85	80.0%
54120 SPECIAL PATROLS	2,184,283	0	2,184,283	1,751,893.96	17,108.13	415,280.91	81.0%
54160 SEXUAL OFFENDER REGISTRY	12,760	0	12,760	9,179.96	1,133.05	2,446.99	80.8%
54210 JAIL	13,189,828	29,657	13,219,485	9,482,906.42	780,740.71	2,955,837.67	77.6%
54220 WORKHOUSE	1,763,450	0	1,763,450	1,311,132.19	192,184.19	260,133.62	85.2%
54230 COMMUNITY CORRECTIONS	493,802	0	493,802	358,026.04	17,388.71	118,387.25	76.0%

05/03/2016 10:13  
alopes

MONTGOMERY COUNTY GOVERNMENT, TN  
YEAR-TO-DATE BUDGET REPORT

P 2  
glytdbud

FOR 2016 10

	ORIGINAL APPROP	TRANSFERS/ ADJUSTMENTS	REVISED BUDGET	YTD EXPENDED	ENC/REQ	AVAILABLE BUDGET	PCT USED
54240 JUVENILE SERVICES	141,179	73,011	214,190	165,511.88	4,301.59	44,376.53	79.3%
54310 FIRE PREVENTION & CONTROL	240,467	14,984	255,451	144,070.98	9,265.48	102,114.79	60.0%
54410 EMERGENCY MANAGEMENT	484,193	0	484,193	402,286.08	739.04	81,167.88	83.2%
54490 OTHER EMERGENCY MANAGEMENT	0	287,786	287,786	107,710.30	11,465.63	168,609.57	41.4%
54610 COUNTY CORONER / MED EXAMINER	215,000	0	215,000	202,500.00	1,970.00	10,530.00	95.1%
55110 HEALTH DEPARTMENT	218,472	254,270	472,742	224,354.87	4,583.96	243,803.17	48.4%
55120 RABIES & ANIMAL CONTROL	730,203	1,500	731,703	504,629.88	2,790.80	224,282.32	69.3%
55130 AMBULANCE SERVICE	9,963,526	6,726	9,970,252	7,002,888.35	194,943.88	2,772,419.77	72.2%
55190 OTHER LOCAL HLTH SVCS (WIC)	2,773,200	74,600	2,847,800	1,748,551.40	440.62	1,098,807.98	61.4%
55390 APPROPRIATION TO STATE	216,429	-2,650	213,779	136,887.75	.00	76,891.25	64.0%
55590 OTHER LOCAL WELFARE SERVICES	20,825	0	20,825	10,050.00	.00	10,775.00	48.3%
55900 OTHER PUBLIC HEALTH & WELFARE	2,500	0	2,500	1,200.00	.00	1,300.00	48.0%
56500 LIBRARIES	1,914,836	0	1,914,836	1,914,836.00	.00	.00	100.0%
56700 PARKS & FAIR BOARDS	770,697	98,230	868,927	570,837.14	16,643.01	281,447.11	67.6%
56900 OTHER SOCIAL, CULTURAL & REC	9,688	0	9,688	5,104.14	.00	4,583.86	52.7%
57100 AGRICULTURAL EXTENSION SERVIC	400,456	18,820	419,276	200,016.04	2,044.08	217,215.88	48.2%
57300 FOREST SERVICE	2,000	0	2,000	2,000.00	.00	.00	100.0%
57500 SOIL CONSERVATION	33,563	0	33,563	28,185.73	.00	5,377.27	84.0%
58110 TOURISM	1,466,667	0	1,466,667	1,008,519.30	.00	458,147.70	68.8%
58120 INDUSTRIAL DEVELOPMENT	640,404	0	640,404	480,303.00	.00	160,101.00	75.0%
58220 AIRPORT	220,260	0	220,260	214,245.13	.00	6,014.87	97.3%
58300 VETERAN'S SERVICES	444,987	0	444,987	353,177.57	1,758.42	90,051.01	79.8%
58400 OTHER CHARGES	1,968,401	0	1,968,401	1,429,852.36	.00	538,548.64	72.6%
58500 CONTRIBUTION TO OTHER AGENCIE	412,500	58,957	471,457	400,845.98	.00	70,611.02	85.0%
58600 EMPLOYEE BENEFITS	457,900	0	457,900	290,730.71	.00	167,169.29	63.5%
58900 MISC-CONT RESERVE	15,500	0	15,500	7,441.75	3,834.80	4,223.45	72.8%
64000 LITTER & TRASH COLLECTION	117,563	17,600	135,163	96,886.21	.00	38,276.79	71.7%
TOTAL COUNTY GENERAL	71,766,965	2,257,631	74,024,596	54,971,746.98	1,881,027.96	17,171,821.44	76.8%
131 GENERAL ROADS							
00000 NON-DEDICATED ACCOUNT	0	275,000	275,000	.00	.00	275,000.00	.0%
61000 ADMINISTRATION	429,006	0	429,006	345,630.82	2,337.98	81,037.20	81.1%
62000 HIGHWAY & BRIDGE MAINTENANCE	4,599,125	0	4,599,125	3,296,205.53	229,814.31	1,073,105.16	76.7%
63100 OPERATION & MAINT OF EQUIPMEN	1,233,190	0	1,233,190	876,837.30	39,599.79	316,752.91	74.3%
63600 TRAFFIC CONTROL	505,648	0	505,648	392,927.14	11,959.28	100,761.58	80.1%
65000 OTHER CHARGES	559,953	5,135	565,088	369,324.78	466.09	195,297.13	65.4%
66000 EMPLOYEE BENEFITS	60,000	0	60,000	13,783.81	.00	46,216.19	23.0%
68000 CAPITAL OUTLAY	1,601,164	159,426	1,760,590	874,286.17	92,292.93	794,011.20	54.9%
82220 HIGHWAYS & STREETS	7,000	0	7,000	.00	.00	7,000.00	.0%
TOTAL GENERAL ROADS	8,995,086	439,561	9,434,647	6,168,995.55	376,470.38	2,889,181.37	69.4%

05/03/2016 10:13  
mlopex

**MONTGOMERY COUNTY GOVERNMENT, TN  
YEAR-TO-DATE BUDGET REPORT**

P 3  
glytdbud

FOR 2016 10

151	DEBT SERVICE	ORIGINAL APPROP	TRANSFERS/ ADJUSTMENTS	REVISED BUDGET	YTD EXPENDED	ENC/REQ	AVAILABLE BUDGET	PCT USED
<b>151 DEBT SERVICE</b>								
82110	PRINCIPAL-GENERAL GOVERNMENT	8,362,960	0	8,362,960	8,388,460.00	.00	-25,500.00	100.3%
82130	PRINCIPAL-EDUCATION	16,306,090	0	16,306,090	16,226,592.19	.00	79,497.81	99.5%
82210	INTEREST-GENERAL GOVERNMENT	3,144,369	0	3,144,369	3,262,840.43	.00	-118,471.43	103.8%
82230	INTEREST-EDUCATION	9,149,199	0	9,149,199	9,040,607.39	.00	108,591.61	98.8%
82310	OTHER DEBT SERV-COUNTY GOVT	252,500	0	252,500	294,820.14	.00	-42,320.14	116.8%
82330	OTHER DEBT SERV.-EDUCATION	618,000	0	618,000	428,029.58	.00	189,970.42	69.3%
99300	PYMTS-REFUND BOND ESCROW AGEN	0	0	0	12,331,733.63	.00	-12,331,733.63	100.0%
	<b>TOTAL DEBT SERVICE</b>	<b>37,833,118</b>	<b>0</b>	<b>37,833,118</b>	<b>49,973,083.36</b>	<b>.00</b>	<b>-12,139,965.36</b>	<b>132.1%</b>
<b>171 CAPITAL PROJECTS</b>								
00000	NON-DEDICATED ACCOUNT	45,000	310,563	355,563	44,094.35	.00	311,468.25	12.4%
91110	GENERAL ADMINISTRATION PROJEC	806,195	589,528	1,395,723	632,641.51	150,088.02	612,993.89	56.1%
91120	ADMIN OF JUSTICE PROJECTS	0	7,689	7,689	288.75	220.80	7,178.97	6.6%
91130	PUBLIC SAFETY PROJECTS	3,400,000	365,018	3,765,018	1,069,235.92	1,535,425.00	1,160,356.86	69.2%
91140	PUBLIC HEALTH /WELFARE PROJEC	1,410,800	2,397,295	3,808,095	2,246,724.87	521,948.09	1,039,422.38	72.7%
91150	SOCIAL/CULTURAL/REC PROJECTS	150,000	5,298,438	5,448,438	2,470,090.49	1,060,975.19	1,917,372.30	64.8%
91190	OTHER GENERAL GOVT PROJECTS	5,000	1,408,359	1,413,359	13,092.46	.00	1,400,266.30	.9%
91200	HIGHWAY & STREET CAP PROJECTS	75,000	4,993,236	5,068,236	88,615.93	290,128.02	4,689,492.42	7.5%
91300	EDUCATION CAPITAL PROJECTS	525,000	20,681,366	21,206,366	18,640,568.00	.00	2,565,798.10	87.9%
	<b>TOTAL CAPITAL PROJECTS</b>	<b>6,416,995</b>	<b>36,051,492</b>	<b>42,468,487</b>	<b>25,205,352.28</b>	<b>3,558,785.12</b>	<b>13,704,349.47</b>	<b>67.7%</b>
<b>266 WORKER'S COMPENSATION</b>								
51810	COURTS COMPLEX	0	0	0	3,718.03	.00	-3,718.03	100.0%
51903	E-911	0	0	0	68.92	.00	-68.92	100.0%
51920	RISK MANAGEMENT	496,131	0	496,131	172,601.49	36,350.01	287,179.50	42.1%
53100	CIRCUIT COURT	0	0	0	1,094.93	.00	-1,094.93	100.0%
54110	SHERIFF'S DEPARTMENT	0	0	0	27,246.29	.00	-27,246.29	100.0%
54210	JAIL	0	0	0	2,667.84	.00	-2,667.84	100.0%
54410	EMERGENCY MANAGEMENT	0	0	0	481.76	.00	-481.76	100.0%
55120	RABIES & ANIMAL CONTROL	0	0	0	1,177.87	.00	-1,177.87	100.0%
55130	AMBULANCE SERVICE	0	0	0	21,584.31	.00	-21,584.31	100.0%
55190	OTHER LOCAL HLTH SRVCS (WIC)	0	0	0	30.00	.00	-30.00	100.0%

05/03/2016 10:13  
 mlopez

**MONTGOMERY COUNTY GOVERNMENT, TN**  
**YEAR-TO-DATE BUDGET REPORT**

P 4  
 glytdbud

FOR 2016 10

	ORIGINAL APPROP	TRANSFERS/ ADJUSTMENTS	REVISED BUDGET	YTD EXPENDED	ENC/REQ	AVAILABLE BUDGET	PCT USED
55754 LANDFILL OPERATION/MAINTENANC	0	0	0	5,592.72	.00	-5,592.72	100.0%
56700 PARKS & FAIR BOARDS	0	0	0	100.00	.00	-100.00	100.0%
62000 HIGHWAY & BRIDGE MAINTENANCE	0	0	0	22,853.87	.00	-22,853.87	100.0%
TOTAL WORKER'S COMPENSATION	496,131	0	496,131	259,218.03	36,350.01	200,562.96	59.6%
GRAND TOTAL	125,508,295	38,748,685	164,256,980	136,578,396.20	5,852,633.47	21,825,949.88	86.7%

\*\* END OF REPORT - Generated by Mariel Lopez-Gonzalez \*\*

05/03/2016 10:13  
alopes

MONTGOMERY COUNTY GOVERNMENT, TN  
YEAR-TO-DATE BUDGET REPORT

P 5  
glytdbud

# REPORT OPTIONS

	Field #	Total	Page Break
Sequence 1	1	Y	N
Sequence 2	2	Y	N
Sequence 3	0	N	N
Sequence 4	0	N	N

Report title:  
YEAR-TO-DATE BUDGET REPORT

Includes accounts exceeding 0% of budget.

Print totals only: Y

Print Full or Short description: F

Print full GL account: N

Format type: 1

Double space: N

Suppress zero bal accts: Y

Include requisition amount: Y

Print Revenues-Version headings: N

Print revenue as credit: Y

Print revenue budgets as zero: N

Include Fund Balance: N

Print journal detail: N

From Yr/Per: 2016/10

To Yr/Per: 2016/10

Include budget entries: Y

Incl encumb/liq entries: Y

Sort by JE # or PO #: J

Detail format option: 1

Include additional JE comments: N

Sort/Total Budget Rollup: N

Multiyear view: D

Amounts/totals exceed 999 million dollars: N

Year/Period: 2016/10

Print MTD Version: N

Roll projects to object: N

Carry forward code: 1

## Find Criteria

Field Name	Field Value
------------	-------------

Fund 101|131|151|171|266

Department

Program

Function

Object

Project

Character code

Account type

Expense

Account status

05/03/2016 10:11  
mloper

MONTGOMERY COUNTY GOVERNMENT, TN  
YEAR-TO-DATE BUDGET REPORT

1  
glytdbud

FOR 2016 10

	ORIGINAL ESTIM REV	ESTIM REV ADJUSTMS	REVISED EST REV	ACTUAL YTD REVENUE	REMAINING REVENUE	PCT COLL
101 COUNTY GENERAL						
40110 CURRENT PROPERTY TAX	-43,423,000	0	-43,423,000	-42,261,489.60	-1,161,510.40	97.3%
40120 TRUSTEE'S COLLECTIONS - PYR	-1,300,000	0	-1,300,000	-1,030,712.45	-269,287.55	79.3%
40125 TRUSTEE COLLECTIONS - BANKRUPT	-30,000	0	-30,000	-43,820.12	13,820.12	146.1%
40130 CIRCUIT/CHANCERY COLLECT-PYR	0	0	0	-312,189.60	312,189.60	100.0%
40140 INTEREST & PENALTY	-300,000	0	-300,000	-308,582.64	8,582.64	102.9%
40161 PMTS IN LIEU OF TAXES - T.V.A	-763	0	-763	-762.74	-.26	100.0%
40162 PMTS IN LIEU OF TAXES - UTILIT	-1,030,000	0	-1,030,000	-1,139,638.99	109,638.99	110.6%
40163 PMTS IN LIEU OF TAXES - OTHER	-768,465	0	-768,465	-667,037.90	-101,427.10	86.8%
40220 HOTEL/MOTEL TAX	-1,500,000	0	-1,500,000	-1,273,382.95	-226,617.05	84.9%
40250 LITIGATION TAX - GENERAL	-402,000	0	-402,000	-278,716.74	-123,283.26	69.3%
40260 LITIGATION TAX-SPECIAL PURPOSES	-75,000	0	-75,000	-52,172.75	-22,827.25	69.6%
40270 BUSINESS TAX	-1,000,000	0	-1,000,000	-463,656.11	-536,343.89	46.4%
40320 BANK EXCISE TAX	-115,000	0	-115,000	-163,179.97	48,179.97	141.9%
40330 WHOLESALE BEER TAX	-420,000	0	-420,000	-248,804.10	-171,195.90	59.2%
40350 INTERSTATE TELECOMMUNICATIONS	-3,000	0	-3,000	-2,582.80	-417.20	86.1%
41120 ANIMAL REGISTRATION	-35,000	0	-35,000	-22,794.00	-12,206.00	65.1%
41130 ANIMAL VACCINATION	-4,500	0	-4,500	-5,360.00	860.00	119.1%
41140 CABLE TV FRANCHISE	-200,000	0	-200,000	-217,482.42	17,482.42	108.7%
41520 BUILDING PERMITS	-350,000	0	-350,000	-650,292.80	300,292.80	185.8%
41540 PLUMBING PERMITS	-8,000	0	-8,000	-16,350.00	8,350.00	204.4%
41590 OTHER PERMITS	-56,000	0	-56,000	-149,622.05	93,622.05	267.2%
42110 FINES	-6,500	0	-6,500	-1,753.46	-4,746.54	27.0%
42120 OFFICERS COSTS	-24,000	0	-24,000	-21,160.44	-2,839.56	88.2%
42141 DRUG COURT FEES	-3,000	0	-3,000	-1,446.31	-1,553.69	48.2%
42142 VETERANS TREATMENT COURT FEES	0	0	0	-190.00	190.00	100.0%
42150 JAIL FEES CIRCUIT COURT	-30,255	0	-30,255	.00	-30,255.00	.0%
42190 DATA ENTRY FEES -CIRCUIT COURT	-16,250	0	-16,250	-6,751.50	-9,498.50	41.5%
42191 COURTROOM SECURITY - CIRCUIT	-9,000	0	-9,000	-5,112.19	-3,887.81	56.8%
42192 CIRCUIT COURT VICTIMS ASSESS	-5,000	0	-5,000	-2,127.51	-2,872.49	42.6%
42310 FINES	-115,000	0	-115,000	-92,241.02	-22,758.98	80.2%
42311 FINES - LITTERING	-750	0	-750	-275.50	-474.50	36.7%
42320 OFFICERS COSTS	-183,000	0	-183,000	-166,679.79	-16,320.21	91.1%
42330 GAME & FISH FINES	-1,000	0	-1,000	-324.44	-675.56	32.4%
42341 DRUG COURT FEES	-20,000	0	-20,000	-15,750.51	-4,249.49	78.8%
42342 VETERANS TREATMENT COURT FEES	0	0	0	-5,829.66	5,829.66	100.0%
42350 JAIL FEES GENERAL SESSIONS	-280,000	0	-280,000	-230,899.88	-49,100.12	82.5%
42380 DUI TREATMENT FINES	-30,000	0	-30,000	-15,520.61	-14,479.39	51.7%
42390 DATA ENTRY FEE-GENERAL SESS	-48,500	0	-48,500	-38,080.77	-10,419.23	78.5%
42392 GEN SESSIONS VICTIM ASSESSMENT	-67,000	0	-67,000	-47,045.75	-19,954.25	70.2%
42410 FINES	0	0	0	-531.05	531.05	100.0%

05/03/2016 10:11  
mlpoe

MONTGOMERY COUNTY GOVERNMENT, TN  
YEAR-TO-DATE BUDGET REPORT

2  
glytdbud

FOR 2016 10

	ORIGINAL ESTIM REV	ESTIM REV ADJUSTMTS	REVISED EST REV	ACTUAL YTD REVENUE	REMAINING REVENUE	PCT COLL
42420 OFFICERS COSTS	-2,000	0	-2,000	-14,453.48	12,453.48	722.7%
42450 JAIL FEES	-30,000	0	-30,000	-37,120.40	7,120.40	123.7%
42490 DATA ENTRY FEE-JUVENILE COURT	0	0	0	-21,637.03	21,637.03	100.0%
42520 OFFICERS COSTS	-30,000	0	-30,000	-28,967.45	-1,032.55	96.6%
42530 DATA ENTRY FEE -CHANCERY COUR	-3,000	0	-3,000	-4,320.50	1,320.50	144.0%
42610 FINES	-2,500	0	-2,500	-1,719.80	-780.20	68.8%
42641 DRUG COURT FEES	-20,000	0	-20,000	-18,840.00	-1,160.00	94.2%
42900 OTHER FINES/FORFEITURE/PENALT	-400	0	-400	.00	-400.00	.0%
42990 OTHER FINES/FORFEITS/PENALTIE	-3,500	0	-3,500	-2,300.00	-1,200.00	65.7%
43120 PATIENT CHARGES	-5,300,000	0	-5,300,000	-4,762,507.89	-537,492.11	89.9%
43140 ZONING STUDIES	-4,500	0	-4,500	-4,000.00	-500.00	88.9%
43190 OTHER GENERAL SERVICE CHARGES	-50,000	0	-50,000	-47,569.74	-2,430.26	95.1%
43340 RECREATION FEES	-6,000	0	-6,000	-8,494.50	2,494.50	141.6%
43350 COPY FEES	-5,950	0	-5,950	-19,793.97	13,843.97	332.7%
43365 ARCHIVE & RECORD MANAGEMENT	-388,050	0	-388,050	-317,778.37	-70,271.63	81.9%
43366 GREENBELT LATE APPLICATION FE	-300	0	-300	-600.00	300.00	200.0%
43370 TELEPHONE COMMISSIONS	-105,000	0	-105,000	-98,999.15	-6,000.85	94.3%
43380 VENDING MACHINE COLLECTIONS	-55,000	0	-55,000	-82,046.31	27,046.31	149.2%
43392 DATA PROCESSING FEES -REGISTE	-75,000	0	-75,000	-53,332.00	-21,668.00	71.1%
43393 PROBATION FEES	-27,000	0	-27,000	-12,609.50	-14,390.50	46.7%
43394 DATA PROCESSING FEES - SHERIF	-30,000	0	-30,000	-14,089.12	-15,910.88	47.0%
43395 SEXUAL OFFENDER FEE - SHERIFF	-12,000	0	-12,000	-11,000.00	-1,000.00	91.7%
43396 DATA PROCESSING FEE-COUNTY CL	-12,000	0	-12,000	-8,760.00	-3,240.00	73.0%
43990 OTHER CHARGES FOR SERVICES	-4,200	0	-4,200	-5,883.00	1,683.00	140.1%
44110 INTEREST EARNED	-600,000	0	-600,000	-168,763.73	-431,236.27	28.1%
44120 LEASE/RENTALS	-580,658	0	-580,658	-485,674.80	-94,983.20	83.6%
44140 SALE OF MAPS	-1,000	0	-1,000	-1,566.71	566.71	156.7%
44170 MISCELLANEOUS REFUNDS	-215,588	-5,015	-220,603	-141,819.49	-78,783.51	64.3%
44530 SALE OF EQUIPMENT	0	0	0	-20,119.98	20,119.98	100.0%
44540 SALE OF PROPERTY	0	0	0	-5,010.00	5,010.00	100.0%
44570 CONTRIBUTIONS & GIFTS	-9,688	0	-9,688	.00	-9,688.00	.0%
44990 OTHER LOCAL REVENUES	-694,455	0	-694,455	-562,622.23	-131,832.77	81.0%
45510 COUNTY CLERK	-1,500,000	0	-1,500,000	-1,146,296.58	-353,703.42	76.4%
45520 CIRCUIT COURT CLERK	-985,000	0	-985,000	-419,622.47	-565,377.53	42.6%
45540 GENERAL SESSIONS COURT CLERK	-1,390,000	0	-1,390,000	-962,226.35	-427,773.65	69.2%
45550 CLERK & MASTER	-360,000	0	-360,000	-319,757.40	-40,242.60	88.8%
45560 JUVENILE COURT CLERK	0	0	0	-182,867.88	182,867.88	100.0%
45580 REGISTER	-1,000,000	0	-1,000,000	-787,221.65	-212,778.35	78.7%
45590 SHERIFF	-33,000	0	-33,000	-24,291.93	-8,708.07	73.6%
45610 TRUSTEE	-3,000,000	0	-3,000,000	-3,091,783.28	91,783.28	103.1%
46110 JUVENILE SERVICES PROGRAM	-96,000	-493,011	-589,011	-428,736.70	-160,274.30	72.8%
46210 LAW ENFORCEMENT TRAINING PROG	-62,400	0	-62,400	-57,000.00	-5,400.00	91.3%
46390 OTHER HEALTH & WELFARE GRANT	0	-2,500	-2,500	.00	-2,500.00	.0%
46430 LITTER PROGRAM	-82,700	12,100	-70,600	-55,250.77	-15,349.23	78.3%



05/03/2016 10:11  
alopez

MONTGOMERY COUNTY GOVERNMENT, TN  
YEAR-TO-DATE BUDGET REPORT

P 3  
glytdbud

FOR 2016 10

	ORIGINAL ESTIM REV	ESTIM REV ADJUSTS	REVISED EST REV	ACTUAL YTD REVENUE	REMAINING REVENUE	PCT COLL
46810 FLOOD CONTROL	-330	0	-330	.00	-330.00	.0%
46830 BEER TAX	-17,500	0	-17,500	-18,487.95	987.95	105.6%
46835 VEHICLE CERTIFICATE OF TITLE	-21,000	0	-21,000	-15,938.95	-5,061.05	75.9%
46840 ALCOHOLIC BEVERAGE TAX	-200,000	0	-200,000	-186,739.69	-13,260.31	93.4%
46851 STATE REVENUE SHARING - T.V.A	-1,676,247	0	-1,676,247	-1,276,662.18	-399,584.82	76.2%
46880 BOARD OF JURORS	-5,000	0	-5,000	.00	-5,000.00	.0%
46890 PRISONER TRANSPORTATION	-22,000	0	-22,000	-4,383.01	-17,616.99	19.9%
46915 CONTRACTED PRISONER BOARDING	-1,380,000	0	-1,380,000	-1,428,488.00	48,488.00	103.5%
46960 REGISTRAR'S SALARY SUPPLEMENT	-15,164	0	-15,164	-11,373.00	-3,791.00	75.0%
46980 OTHER STATE GRANTS	-3,319,002	-94,600	-3,413,602	-1,911,642.10	-1,501,959.90	56.0%
46990 OTHER STATE REVENUES	-27,000	-28,309	-55,309	-49,833.57	-5,475.43	90.1%
47235 HOMELAND SECURITY GRANTS	-74,350	-282,770	-357,120	-74,350.00	-282,770.00	20.8%
47590 OTHER FEDERAL THROUGH STATE	-11,000	-371,422	-382,422	-165,359.50	-217,062.94	43.2%
47700 ASSET FORFEITURE FUNDS	-2,000	0	-2,000	.00	-2,000.00	.0%
47990 OTHER DIRECT FEDERAL REVENUE	-20,000	-42,155	-62,155	-41,740.82	-20,414.18	67.2%
48110 PRISONER BOARD	0	0	0	-209.32	209.32	100.0%
48130 CONTRIBUTIONS	-132,000	-98,891	-230,891	-58,978.32	-171,912.68	25.5%
48610 DONATIONS	-49,660	-170,000	-219,660	-210,952.85	-8,707.15	96.0%
49700 INSURANCE RECOVERY	-8,500	-10,076	-18,576	-13,817.38	-4,758.62	74.4%
49800 OPERATING TRANSFERS	-351,164	-238,436	-589,600	.00	-589,600.00	.0%
TOTAL COUNTY GENERAL	-75,968,789	-1,825,085	-77,793,874	-69,866,761.92	-7,927,112.52	89.8%

131 GENERAL ROADS

40110 CURRENT PROPERTY TAX	-3,934,020	0	-3,934,020	-3,829,370.22	-104,649.78	97.3%
40120 TRUSTEE'S COLLECTIONS - PYR	-108,000	0	-108,000	-88,179.46	-19,820.54	81.6%
40125 TRUSTEE COLLECTIONS - BANKRUPT	-1,309	0	-1,309	-3,904.37	2,595.37	298.3%
40130 CIRCUIT/CHANCERY COLLECT-PYR	0	0	0	-28,303.57	28,303.57	100.0%
40140 INTEREST & PENALTY	-25,000	0	-25,000	-28,449.05	3,449.05	113.8%
40270 BUSINESS TAX	-100,000	0	-100,000	-39,970.37	-60,029.63	40.0%
40280 MINERAL SEVERANCE TAX	-202,020	0	-202,020	-170,771.41	-31,248.59	84.5%
40320 BANK EXCISE TAX	-9,000	0	-9,000	-14,783.72	5,783.72	164.3%
44135 SALE OF GASOLINE	-60,660	0	-60,660	-10,868.45	-49,791.55	17.9%
44170 MISCELLANEOUS REFUNDS	-26,000	0	-26,000	-17,910.34	-8,089.66	68.9%
46420 STATE AID PROGRAM	-422,164	0	-422,164	-358,488.05	-63,675.95	84.9%
46920 GASOLINE & MOTOR FUEL TAX	-2,882,994	0	-2,882,994	-2,242,121.28	-640,872.72	77.8%
46930 PETROLEUM SPECIAL TAX	-124,345	0	-124,345	-93,258.47	-31,086.53	75.0%
48120 PAVING & MAINTENANCE	-25,000	0	-25,000	-27,000.00	2,000.00	108.0%
49700 INSURANCE RECOVERY	0	0	0	-1,379.18	1,379.18	100.0%
TOTAL GENERAL ROADS	-7,920,512	0	-7,920,512	-6,954,757.94	-965,754.06	87.8%

151 DEBT SERVICE

05/03/2016 10:11  
mlopez

**MONTGOMERY COUNTY GOVERNMENT, TN  
YEAR-TO-DATE BUDGET REPORT**

P 4  
glytdbud

FOR 2016 10

	ORIGINAL ESTIM REV	ESTIM REV ADJUSTMS	REVISED EST REV	ACTUAL YTD REVENUE	REMAINING REVENUE	PCT COLL
40110 CURRENT PROPERTY TAX	-25,777,000	0	-25,777,000	-25,091,820.32	-685,179.68	97.3%
40120 TRUSTEE'S COLLECTIONS - PYR	-1,200,000	0	-1,200,000	-549,847.86	-650,152.14	45.8%
40125 TRUSTEE COLLECTIONS - BANKRUPT	0	0	0	-25,182.02	25,182.02	100.0%
40130 CIRCUIT/CHANCERY COLLECT-PYR	0	0	0	-185,587.67	185,587.67	100.0%
40140 INTEREST & PENALTY	-280,000	0	-280,000	-189,544.21	-90,455.79	67.7%
40210 LOCAL OPTION SALES TAX	0	0	0	-115,191.64	115,191.64	100.0%
40250 LITIGATION TAX - GENERAL	-300,000	0	-300,000	-247,522.84	-52,477.16	82.5%
40266 LITIGATION TAX-JAIL/WH/CH	-300,000	0	-300,000	-271,381.07	-28,618.93	90.5%
40270 BUSINESS TAX	-75,000	0	-75,000	-39,970.37	-35,029.63	53.3%
40285 ADEQUATE FACILITIES TAX	-820,000	0	-820,000	-943,708.00	123,708.00	115.1%
40320 BANK EXCISE TAX	-75,000	0	-75,000	-96,867.79	21,867.79	129.2%
44110 INTEREST EARNED	-350,000	0	-350,000	-354,699.67	4,699.67	101.3%
44990 OTHER LOCAL REVENUES	0	0	0	-1.15	1.15	100.0%
47715 TAX CREDIT BOND REBATE	-90,000	0	-90,000	-44,966.74	-45,033.26	50.0%
49400 PROCEEDS OF REFUNDING BONDS	0	0	0	-11,360,000.00	11,360,000.00	100.0%
49410 PREMIUM ON DEBT SOLD	0	0	0	-1,130,522.75	1,130,522.75	100.0%
49800 OPERATING TRANSFERS	-153,750	0	-153,750	-153,750.00	.00	100.0%
TOTAL DEBT SERVICE	-29,420,750	0	-29,420,750	-40,800,564.10	11,379,814.10	138.7%
<b>171 CAPITAL PROJECTS</b>						
40110 CURRENT PROPERTY TAX	-2,159,040	0	-2,159,040	-2,101,682.34	-57,357.66	97.3%
40120 TRUSTEE'S COLLECTIONS - PYR	-45,000	0	-45,000	-46,822.44	1,822.44	104.0%
40125 TRUSTEE COLLECTIONS - BANKRUPT	0	0	0	-2,162.69	2,162.69	100.0%
40130 CIRCUIT/CHANCERY COLLECT-PYR	0	0	0	-15,517.29	15,517.29	100.0%
40140 INTEREST & PENALTY	-11,000	0	-11,000	-15,343.67	4,343.67	139.5%
40320 BANK EXCISE TAX	-4,500	0	-4,500	-8,113.49	3,613.49	180.3%
44110 INTEREST EARNED	0	0	0	-5,583.00	5,583.00	100.0%
44170 MISCELLANEOUS REFUNDS	0	0	0	-.01	.01	100.0%
47590 OTHER FEDERAL THROUGH STATE	0	-5,003,913	-5,003,913	-84,254.01	-4,919,658.97	1.7%
48130 CONTRIBUTIONS	0	-2,196,713	-2,196,713	-1,828,181.60	-368,531.00	83.2%
48610 DONATIONS	0	-2,640	-2,640	-2,689.52	49.52	101.9%
49100 BOND PROCEEDS	0	-28,026,941	-28,026,941	-9,000,000.00	-19,026,941.10	32.1%
49200 NOTE PROCEEDS	-4,425,000	4,425,000	0	.00	.00	.0%
49410 PREMIUM ON DEBT SOLD	0	-246,514	-246,514	-246,513.60	.00	100.0%
49800 OPERATING TRANSFERS	0	-275,000	-275,000	.00	-275,000.00	.0%
TOTAL CAPITAL PROJECTS	-6,644,540	-31,326,720	-37,971,260	-13,356,863.66	-24,614,396.62	35.2%
<b>266 WORKER'S COMPENSATION</b>						
49800 OPERATING TRANSFERS	-840,000	0	-840,000	.00	-840,000.00	.0%

05/03/2016 10:11  
mlopez

MONTGOMERY COUNTY GOVERNMENT, TN  
YEAR-TO-DATE BUDGET REPORT

P 5  
glytdbud

FOR 2016 10

	ORIGINAL ESTIM REV	ESTIM REV ADJUSTS	REVISED EST REV	ACTUAL YTD REVENUE	REMAINING REVENUE	PCT COLL
TOTAL WORKER'S COMPENSATION	-840,000	0	-840,000	.00	-840,000.00	.0%
GRAND TOTAL	-120,794,591	-33,151,806	-153,946,397	-130,978,947.62	-22,967,449.10	85.1%

\*\* END OF REPORT - Generated by Mariel Lopez-Gonzalez \*\*

05/03/2016 10:11  
 mlopez

MONTGOMERY COUNTY GOVERNMENT, TN  
 YEAR-TO-DATE BUDGET REPORT

P 6  
 glytdbud

# REPORT OPTIONS

	Field #	Total	Page Break
Sequence 1	1	Y	N
Sequence 2	11	Y	N
Sequence 3	0	N	N
Sequence 4	0	N	N

Report title:  
 YEAR-TO-DATE BUDGET REPORT

Includes accounts exceeding 0% of budget.

Print totals only: Y

Print Full or Short description: F

Print full GL account: N

Format type: 1

Double space: N

Suppress zero bal accts: Y

Include requisition amount: Y

Print Revenues-Version headings: Y

Print revenue as credit: Y

Print revenue budgets as zero: N

Include Fund Balance: N

Print journal detail: N

From Yr/Per: 2016/ 1

To Yr/Per: 2016/10

Include budget entries: Y

Incl encumb/liq entries: Y

Sort by JE # or PO #: J

Detail format option: 1

Include additional JE comments: N

Sort/Total Budget Rollup: N

Multiyear view: D

Amounts/totals exceed 999 million dollars: N

Year/Period: 2016/10

Print MTD Version: N

Roll projects to object: N

Carry forward code: 1

## Find Criteria

Field Name	Field Value
Fund	101 131 151 171 266
Department	
Program	
Function	
Object	
Project	
Character code	
Account type	Revenue
Account status	

## **NOMINATING COMMITTEE**

**MAY 9, 2016**

### **COMMUNITY HEALTH FOUNDATION**

Rosalind Kurita nominated to replace Kay Drew for a three-year term to expire May, 2019.

Dr. David Denton nominated to replace Suzanne Uffelman for a three-year term to expire May, 2019.

Joey Smith nominated to serve his second three-year term to expire May, 2019.

## Nominating Committee

On Motion to Adopt by Commissioner Nichols, seconded by Commissioner J. Hodges, the foregoing Nominating Committee Nominations were Approved by the following roll call vote:

District	Commissioner	Vote	District	Commissioner	Vote	District	Commissioner	Vote
1	John M. Gannon	Y	8	Ron J. Sokol	Y	15	David Harper	Y
2	Charles Keene	Y	9	John M. Genis	Y	16	Wallace Redd	Y
3	Ed Baggett	Y	10	Martha Brockman	Y	17	Jason A. Hodges	Y
4	Mark Riggins	Y	11	Joe L. Creek	Y	18	Monroe Gildersleeve	Y
5	Robert Gibbs	Y	12	Robert Nichols	Y	19	Garland Johnson	Y
6	Arnold Hodges	Y	13	Audrey Tooley	Y	20	Jerry Allbert	Y
7	Brandon Butts	Y	14	Tommy Vallejos	Y	21	Larry Rocconi	Y

Yeses – 21 Noes – 0 Abstentions – 0

ABSENT: None

**COUNTY MAYOR APPOINTMENTS**

**MAY 9, 2016**

**PERSONNEL ADVISORY COMMITTEE**

**2-year term**

**(to be confirmed by the County Commission)**

Commissioner Monroe Gildersleeve's term was listed incorrectly and will not expire until May, 2017.

Commissioner Joe Creek appointed to replace Commissioner Jerry Allbert for a two-year term to expire May, 2018.

Commissioner Jason Hodges appointed to replace Commissioner Ed Baggett for a two-year term to expire May, 2018.

## Mayor Appointments

On Motion to Adopt by Commissioner Rocconi, seconded by Commissioner Nichols, the foregoing Mayor Appointments were Approved by the following roll call vote:

District	Commissioner	Vote	District	Commissioner	Vote	District	Commissioner	Vote
1	John M. Gannon	Y	8	Ron J. Sokol	Y	15	David Harper	Y
2	Charles Keene	Y	9	John M. Genis	Y	16	Wallace Redd	Y
3	Ed Baggett	Y	10	Martha Brockman	Y	17	Jason A. Hodges	Y
4	Mark Riggins	Y	11	Joe L. Creek	A	18	Monroe Gildersleeve	Y
5	Robert Gibbs	Y	12	Robert Nichols	Y	19	Garland Johnson	Y
6	Arnold Hodges	Y	13	Audrey Tooley	Y	20	Jerry Allbert	Y
7	Brandon Butts	Y	14	Tommy Vallejos	Y	21	Larry Rocconi	Y

Yeses – 20 Noes – 0 Abstentions – 1

ABSENT: None