

April 8, 2013

BE IT REMEMBERED that the Board of Commissioners of Montgomery County, Tennessee, met in regular session on Monday, April 8, 2013, at 7:00 P.M. at the Montgomery County Courthouse, present and presiding the Hon. Carolyn Bowers, County Mayor (Chairman), John Fuson, Sheriff, Kellie A. Jackson, County Clerk, Austin Peay, VII, County Attorney, Phil Harpel, Director of Administration, Erinne Hester, Director of Accounts and Budgets and the following Commissioners:

Jerry Allbert	John M. Gannon	Keith Politi
Ed Baggett	Robert Gibbs	Mark Riggins
Mark Banasiak	Dalton Harrison	Nick Robards
Martha Brockman	Charles Keene	Ron J. Sokol
Loretta Bryant	Lettie Kendall	Tommy Vallejos
Joe L. Creek	Robert Lewis	
Glen Demorest	Robert Nichols	

PRESENT: 19

ABSENT: Jeremy Bowles and John M. Genis (2)

When and where the following proceedings were had and entered of record, to-wit:

**CALL TO ORDER**

**PLEDGE OF ALLEGIANCE**

**INVOCATION** – Chaplain Joe Creek

**ROLL CALL**

**PRESENT PROCLAMATION** – PowerTalk 21 Day – Flint Clouse, Executive Director of MADD Tennessee

**PRESENTATIONS**

James Chavez and Mike Evans – Status of HSC

**APPROVAL OF MARCH 11, 2013 MINUTES**

**VOTE ON ZONING RESOLUTION**

**CZ-2-2013:** Application of B & S Development Lucien Connell III & Alice Connell from M-1 Light Industrial District to AG Agricultural District / R-1A Single Family Residential District / R-4 Multiple Family Residential District

**CZ-3-2013:** Application of David Welch from R-1 Single Family Residential District to R-3 Three Family Residential District

**VOTE ON OTHER RESOLUTIONS**

**13-4-1:** Resolution of the Montgomery County Board of Commissioners Approving Amendments to the 2012-13 School Budget

**13-4-2:** Resolution to Acquire Certain Real Estate Adjoining South Guthrie Community Center

**13-4-3:** Resolution Ratifying the Appointment of a Director of Emergency Management Agency by the County Mayor

**UNFINISHED BUSINESS**

## **REPORTS**

1. County Clerk's Report – **(requires approval by Commission)**

## **REPORTS FILED**

1. Adequate Facilities Tax Report and Permit Revenue Report for March, 2013
2. Highway Dept – 2013 County Road List **(requires approval)**
3. Accounts & Budgets Monthly Report
4. Trustee's Report

## **COUNTY MAYOR APPOINTMENT** – Mayor Bowers

## **ANNOUNCEMENTS**

1. You are invited to attend the Ribbon Cutting for South Guthrie Community Center on Tuesday, April 23, at 4:00 p.m. You should have an invitation on your desk.
2. The Clarksville-Montgomery County Green Certification Steering Committee invites you to the Awards Banquet on May 30 at 6:00 p.m. at the Wilma Rudolph Events Center. You should have an invitation on your desk.

## **ADJOURN**

# MONTGOMERY COUNTY GOVERNMENT



## PROCLAMATION

### By The County Mayor

- WHEREAS,** *Montgomery County recognizes the importance of parents talking with their teens about alcohol; and*
- WHEREAS,** *high school students who use alcohol or other substances are five times more likely to drop out of school or believe good grades are not important; and*
- WHEREAS,** *teen alcohol use kills approximately 5,000 people each year, more than all other illegal drugs combined; and*
- WHEREAS,** *the majority of kids say their parents are their primary influence when it comes to decisions about drinking alcohol; and*
- WHEREAS,** *PowerTalk 21® Day is established on April 21, 2013, to encourage parents and caregivers to embrace their important role in influencing America's youth and their decisions about drinking alcohol; and*
- WHEREAS,** *to equip parents to talk with their teens about alcohol, Mothers Against Drunk Driving® (MADD) Tennessee, will offer a free community parent workshop, when requested, to give parents the tools in a parent handbook to effectively talk to their teens about alcohol; and*
- WHEREAS,** *these local parent workshops, also replicated across the country, will offer parents a research-based parent handbook to help them talk with their teens about alcohol and encourage adults to consider creating a safer community by becoming involved in reducing underage drinking.*

**NOW, THEREFORE, I, CAROLYN BOWERS,** Mayor of Montgomery County, do hereby proclaim Sunday, April 21, 2013 as

### **PowerTalk 21® Day**

*and urge all citizens to join in the local and national efforts to raise awareness of the importance of parents and teens talking together about alcohol in order to reduce the risks and dangers posed to teens and communities.*

  
\_\_\_\_\_  
County Mayor

A Proclamation was presented to Flint Clouse, Executive Director of MADD Tennessee, for PowerTalk 21 Day by Mayor Bowers.

A presentation on the status of HSC was given by James Chavez.

COUNTY COMMISSION MINUTES FOR

MARCH 11, 2013

SUBMITTED FOR APPROVAL APRIL 8, 2013

BE IT REMEMBERED that the Board of Commissioners of Montgomery County, Tennessee, met in regular session on Monday, March 11, 2013, at 7:00 P.M. at the Montgomery County Courthouse, present and presiding the Hon. Carolyn Bowers, County Mayor (Chairman), John Fuson, Sheriff, Kellie A. Jackson, County Clerk, Austin Peay, VII, County Attorney, Phil Harpel, Director of Administration, Erinne Hester, Director of Accounts and Budgets and the following Commissioners:

Jerry Allbert	John M. Gannon	Robert Nichols
Ed Baggett	John M. Genis	Keith Politi
Mark Banasiak	Robert Gibbs	Mark Riggins
Martha Brockman	Dalton Harrison	Nick Robards
Loretta Bryant	Charles Keene	Ron J. Sokol
Joe L. Creek	Lettie Kendall	Tommy Vallejos
Glen Demorest	Robert Lewis	

PRESENT: 20

ABSENT: Jeremy Bowles (1)

When and where the following proceedings were had and entered of record, to-wit:

**The minutes of the February 11, 2013, meeting of the Board of Commissioners were approved.**

**The following Resolutions were Adopted:**

- CZ-1-2013:** Resolution of the Montgomery County Board of Commissioners Amending the Zone Classification of the Property of Maude C. Powers
- 13-3-1:** Resolution to Urge the Tennessee General Assembly to Enact a Private Act Creating a Special Juvenile Court in Montgomery County
- 13-3-2:** Resolution to Amend the Budgets of Various Funds for Fiscal Year 2013 in Certain Areas of Revenues and Expenditures
- 13-3-3:** A Resolution Authorizing the Issuance, in One or More Series, of General Obligation Refunding Bonds (Federally Taxable) of Montgomery County, Tennessee, in the Aggregate Principal Amount of Approximately Thirty-Seven Million One Hundred Forty-Five Thousand Dollars (\$37,145,000) for the Purpose of Refunding All or a Portion of Certain Outstanding Bonds of the County; Making Provision for the Issuance, Sale and Payment of Said Bonds; Establishing the Terms Thereof and the Disposition of Proceeds Therefrom; and Providing for the Levy of Taxes for the Payment of Principal of, Premium, if any, and Interest on the Bonds

**The County Clerk's Report for the month of February was Adopted.**

**Reports Filed:**

1. Adequate Facilities Tax Report and Permit Revenue Report for February, 2013
2. Accounts & Budgets Monthly Report
3. School System's Quarterly Report for December 31, 2012
4. School System's Quarterly Construction Report
5. Trustee's Report

**County Mayor Appointment Announced:**

**RESIDENTIAL DEVELOPMENT COMMISSION**

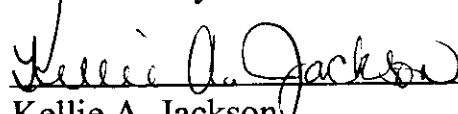
2-yr term (max 4 yrs)

**(Jointly appointed with City Mayor)**

George Giles (School Board) is appointed to fill the unexpired term of Carol Smithson. Term to expire January, 2014.

**The Board was adjourned.**

Submitted by:

  
Kellie A. Jackson  
County Clerk



On Motion to Adopt by Commissioner Harrison, seconded by  
Commissioner Brockman, the foregoing March 11, 2013, Minutes of the  
Board of County Commissioners presented by Kellie A. Jackson, County  
Clerk, were Approved unanimously by the following roll call vote:

Jerry Allbert	Y	John M. Gannon	Y	Keith Politi	Y
Ed Baggett	Y	Robert Gibbs	Y	Mark Riggins	Y
Mark Banasiak	Y	Dalton Harrison	Y	Nick Robards	Y
Martha Brockman	Y	Charles Keene	Y	Ron J. Sokol	Y
Loretta Bryant	Y	Lettie Kendall	Y	Tommy Vallejos	Y
Joe L. Creek	Y	Robert Lewis	Y		
Glen Demorest	Y	Robert Nichols	Y		

Ayes - 19   Abstentions - 0   Noes - 0

ABSENT: Jeremy Bowles and John M. Genis (2)

CZ-2-2013

**RESOLUTION OF THE MONTGOMERY COUNTY BOARD OF  
COMMISSIONERS  
AMENDING THE ZONE CLASSIFICATION OF THE PROPERTY OF  
B & S DEVELOPMENT, LUCIEN CONNELL III & ALICE CONNELL**

WHEREAS, an application for a zone change from M-1 Light Industrial District to R-4 Multiple-Family Residential District / AG Agricultural District / R-1A Single-Family Residential District has been submitted by B & S Development, Lucien Connell III & Alice Connell and

WHEREAS, said property is identified as County Tax Map 057, parcel 021.00 (portion), containing 147.67 +/- acres, situated in Civil District 13, located NORTHEAST OF INTERSTATE 24, SOUTH OF INTERNATIONAL BLVD. SOUTH OF ROSSVIEW ROAD; and


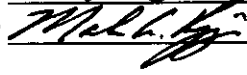
WHEREAS, said property is described as follows:

"EXHIBIT A"

WHEREAS, the Planning Commission staff recommends APPROVAL and the Regional Planning Commission recommends APPROVAL of said application.

NOW, THEREFORE, BE IT RESOLVED by the Montgomery County Board of County Commissioners assembled in regular session on this 8th day of April, 2013, that the zone classification of the property of B & S Development, Lucien Connell III & Alice Connell from M-1 to R-4 / AG / R-1A is hereby approved.

Duly passed and approved this 8th day of April, 2013.

Sponsor   
Commissioner   
Approved \_\_\_\_\_  
County Mayor

Attested: \_\_\_\_\_  
County Clerk

(Resolution was Deferred to May's meeting by the following roll call vote.)

## "EXHIBIT A"

Beginning at point in the southwest corner of B & S Development property, also being the northwest corner of the L.C. Connell III property as recorded in ORV 1422, Page 982 ROMCT, lying North 06 degrees 55 minutes 47 seconds East for 794.89 feet from the southwest corner of the Connell property; Thence along the east property line of Alice Connell property as recorded in ORV 146, Page 921 ROMCT, North 06 degrees 55 minutes 47 seconds East for 534.17 feet; Thence leaving the Connell east property line on a new zone line for the following 11 calls: South 83 degrees 04 minutes 13 seconds East for 130.00 feet North 86 degrees 58 minutes 28 seconds East for 103.66 feet North 10 degrees 25 minutes 58 seconds East for 109.07 feet; North 01 degrees 04 minutes 39 seconds East for 161.23 feet; North 33 degrees 56 minutes 45 seconds West for 489.12 feet; North 26 degrees 01 minutes 47 seconds West for 79.04 feet; North 78 degrees 16 minutes 06 seconds East for 150.14 feet; North 89 degrees 58 minutes 07 seconds East for 53.11 feet; North 82 degrees 10 minutes 54 seconds East for 182.71 feet; North 82 degrees 45 minutes 09 seconds East for 352.76 feet; North 80 degrees 28 minutes 27 seconds East for 782.74 feet, to the west property line of the L. C. Connell, III property as recorded in ORV 1422, Page 982 ROMCT, also being the northeast corner of herein described parcel; Thence along the west property line of said Connell property, South 08 degrees 44 minutes 50 seconds West for 1,264.16 feet a point; Thence continuing along Connell property, South 08 degrees 44 minutes 51 seconds West for 391.37 feet to a point, being the southeast corner of herein described parcel; Thence continuing along Connell property, North 83 degrees 36 minutes 30 seconds West for 1,271.13 feet to the point of beginning, said parcel containing 41.89 acres, more or less. (M-1 to R-1A) (Tax Map 058, Parcel 001.00 p/o)

Beginning at point in the east property line of the James Reese property as recorded in ORV 824, Page 2815 ROMCT, lying South 01 degrees 33 minutes 20 seconds East for 713.28 feet from the south right of way of Rossvie Road and the northwest corner of said B & S Development property; Thence leaving the Reese east property line on a new zone line for the following five (5) calls: North 88 degrees 26 minutes 40 seconds East for 95.21 feet; North 83 degrees 50 minutes 20 seconds East for 165.14 feet; North 81 degrees 59 minutes 54 seconds East for 639.76 feet; North 83 degrees 03 minutes 42 seconds East for 688.41 feet; North 09 degrees 54 minutes 12 seconds West for 378.00 feet to the southwest corner of the L. C. Connell, III property as recorded in ORV 1422, Page 982 ROMCT, also being the northeast corner of herein described parcel; Thence along the south property line of said Connell property, South 85 degrees 15 minutes 06 seconds East for 627.44 feet a point; Thence continuing along Connell property, South 08 degrees 44 minutes 50 seconds West for 1,001.48 feet to a point, being the southeast corner of herein described parcel; Thence leaving said Connell property on a new zone line for the following 11 calls, South 80 degrees 28 minutes 27 seconds West for 782.74 feet; South 82 degrees 45 minutes 09 seconds West for 352.76 feet; South 82 degrees 10 minutes 54 seconds West for 182.71 feet; South 89 degrees 58 minutes 07 seconds West for 53.11 feet; South 78 degrees 16 minutes 06 seconds West for 150.14 feet; South 26 degrees 01 minutes 47 seconds East for 79.04 feet; South 33 degrees 56 minutes 45 seconds East for 489.12 feet; South 01 degrees 04 minutes 39 seconds West for 161.23 feet; South 10 degrees 25 minutes 58 seconds West for 109.07 feet; South 86 degrees 58 minutes 28 seconds West for 103.66 feet; North 83 degrees 04 minutes 13 seconds West for 130.00 feet to the east property line of the Alice Connell property as recorded in ORV 146, Page 921 ROMCT, also being the southwest corner of herein described parcel; Thence along Connell east property line, North 06 degrees 55 minutes 47 seconds East for 246.20 feet; Thence continuing along Connell property line, North 81 degrees 49 minutes 13 seconds West for 557.88 feet; Thence continuing along Connell property, North 02 degrees 20 minutes 27 seconds West for 487.60 feet to the northeast corner of the Ida Collier property, no deed found, lying in the south property line of Timothy Childress property as recorded in ORV 843, Page 452 ROMCT; Thence along the south property line, South 89 degrees 15 minutes 45 seconds East for 25.85 feet to the southeast corner of Childress property; Thence along Childress east property line and along the east property line of James Reese property as recorded in ORV 824, Page 2815 ROMCT, North 01 degrees 33 minutes 20 seconds West for 630.96 feet to the point of beginning, said parcel containing 46.68 acres, more or less. (M-1 to R-4) (Tax Map 058, Parcel 001.00 p/o)

Beginning at a point in the north right of way of said Interstate 24, said point of beginning being further described as the south corner of the said Alice Connell property and the west corner of the L.C. Connell Property as recorded in ORV 416, Pg. 687 R.O.M.C.T.; Thence leaving said north right of way along Alice Connell east property line, North 05 degrees 59 minutes 40 seconds East for a distance of 333.05 feet to a point, said point being "The True Point of Beginning"; Thence on a new zone line, South 88 degrees 26 minutes 39 seconds West for a distance of 346.89 feet to a point, said point lying in the north right-of-way of said Interstate 24; Thence along the south property line of said Alice Connell property, North 44 degrees 06 minutes 41 seconds West for a distance of 36.59 feet to a point; Thence on a new zone line, North 01 degrees 33 minutes 21 seconds West for a distance of 1314.97 feet to a point, said point being the west property corner of the B & S Development Property as recorded in ORV 1145, Pg. 1486 ; Thence leaving the west property corner of said B & S Development Property, South 81 degrees 49 minutes 13 seconds East for a distance of 557.88 feet to a point; Thence leaving said east line along the west line of said B & Development property, South 06 degrees 55 minutes 47 seconds West for a distance of 780.38 feet to a point; Thence along the west line of said L.C. Connell Jr property, South 05 degrees 59 minutes 40 seconds West for a distance of 479.91 feet to the "True Point of Beginning". said tract-containing 13.7 acres more or less. (M-1 to AG) (Tax Map 057, Parcel 21.00 p/o)

Beginning at a point at the northwest corner of said L.C. Connell Jr. Property, said point of beginning being further described as the northeast corner of the B & S Development Property as recorded in ORV 1145, Pg. 1486 R.O.M.C.T.; Thence leaving said northwest corner, South 52 degrees 06 minutes 39 seconds East for a distance of 905.13 feet to a point, said point being "The True Point of Beginning"; Thence on a new zone line, North 88 degrees 26 minutes 39 seconds West for a distance of 254.30 feet to a point; Thence continuing along the new zone line of said L.C. Connell Jr. Property, South 01 degrees 33 minutes 21 seconds East for a distance of 2914.16 feet to a point; Thence continuing along a new zone line, South 88 degrees 26 minutes 39 seconds West for a distance of 2051.49 feet to a point, said point lying in the east property line of the Alice Connell Property as recorded in ORV 146, Pg. 921 ; Thence along the east line of said Alice Connell Property, North 05 degrees 59 minutes 40 seconds East for a distance of 479.91 feet to a point, said point being southwest corner of said B & S Development Property; Thence leaving said southwest corner of said B & Development property, South 83 degrees 36 minutes 30 seconds East for a distance of 1271.13 feet to a point, said point being the southeast corner of said B & S Development Property; Thence leaving the southeast corner of said B & S property, North 08 degrees 44 minutes 50 seconds East for a distance of 2657.00 feet to the " True Point of Beginning". Said tract-containing 46.1 acres more or less. (M-1 to AG) (Tax Map 058, Parcel 4.05 p/o)

CZ-2-2013

Motion to Adopt by Commissioner Riggins, seconded by  
Commissioner Nichols.

On Motion to Amend by Commissioner Riggins, seconded by  
Commissioner Vallejos, the foregoing Resolution was Deferred to the May  
Meeting of the Board of Commissioners by the following roll call vote:

Jerry Allbert	Y	John M. Gannon	Y	Keith Politi	Y
Ed Baggett	Y	Robert Gibbs	Y	Mark Riggins	Y
Mark Banasiak	Y	Dalton Harrison	Y	Nick Robards	Y
Martha Brockman	Y	Charles Keene	Y	Ron J. Sokol	Y
Loretta Bryant	Y	Lettie Kendall	Y	Tommy Vallejos	Y
Joe L. Creek	Y	Robert Lewis	Y		
Glen Demorest	Y	Robert Nichols	Y		

Ayes - 19   Abstentions - 0   Noes - 0

ABSENT: Jeremy Bowles and John M. Genis (2)

**RESOLUTION OF THE MONTGOMERY COUNTY BOARD OF  
COMMISSIONERS  
AMENDING THE ZONE CLASSIFICATION OF THE PROPERTY OF  
DAVID WELCH**

WHEREAS, an application for a zone change from R-1 Single-Family Residential District to R-3 Three Family Residential District has been submitted by David Welch and

WHEREAS, said property is identified as County Tax Map 082, parcel 169.00 & 170.00, containing 2.36 +/- acres, situated in Civil District 13, located fronting on the north side of Highway 41-A South 1450 +/- feet northwest of the 41-A South and Sango Road intersection.; and

WHEREAS, said property is described as follows:

Beginning at a new iron pin in the north margin of Highway 41-A South, said iron pin being west 883 feet from centerline intersection of Sango Road and Highway 41-A South, thence, along the said margin on a curve turning to the left with an arc length of 226.91', with a radius of 11511.16', with a chord bearing of North 71 Degrees 42 Minutes 16 Seconds West, with a chord length of 226.90' to a new iron pin, thence leaving the margin of Highway 41-A South North 09 Degrees 47 Minutes 18 Seconds East 402.21' to an old iron pin; thence along the Robert C. Forte property South 83 Degrees 27 Minutes 21 Seconds East 128.27' to an old iron pin; thence South 89 Degrees 25 Minutes 07 Seconds East 129.22' to an old iron pin; thence along the Priscilla Bagwell property South 13 Degrees 38 Minutes 19 Seconds West 464.76 to the point of beginning having an area of 2.36 acres (R-1 to R-3) (Tax Map 082, Parcels 169.00 & 170.00)

WHEREAS, the Planning Commission staff recommends APPROVAL and the Regional Planning Commission recommends APPROVAL of said application.

NOW, THEREFORE, BE IT RESOLVED by the Montgomery County Board of County Commissioners assembled in regular session on this 8th day of April, 2013, that the zone classification of the property of David Welch from R-1 to R-3 is hereby approved.

Duly passed and approved this 8th day of April, 2013.

Attested: Kellie A. Jackson  
County Clerk

Sponsor David A. Rippe  
Commissioner Michelle L. Rippe  
Approved Carolyn J. Somers  
County Mayor

1. The first part of the document is a list of the names of the persons who were present at the meeting.

CZ-3-2013

On Motion to Adopt by Commissioner Keene, seconded by  
Commissioner Baggett, the foregoing Resolution was Adopted by the  
following roll call vote:

Jerry Allbert	Y	John M. Gannon	Y	Keith Politi	Y
Ed Baggett	Y	Robert Gibbs	Y	Mark Riggins	Y
Mark Banasiak	Y	Dalton Harrison	Y	Nick Robards	Y
Martha Brockman	Y	Charles Keene	Y	Ron J. Sokol	Y
Loretta Bryant	Y	Lettie Kendall	Y	Tommy Vallejos	Y
Joe L. Creek	Y	Robert Lewis	Y		
Glen Demorest	Y	Robert Nichols	Y		

Ayes - 19   Abstentions - 0   Noes - 0

ABSENT: Jeremy Bowles and John M. Genis (2)



RESOLUTION OF THE MONTGOMERY COUNTY  
BOARD OF COMMISSIONERS APPROVING  
AMENDMENTS TO THE 2012-13  
SCHOOL BUDGET

**WHEREAS**, the proposed amendments to the General Purpose School Fund, Federal Projects Fund, Child Nutrition Fund, and Transportation Fund Budgets reflect the most recent estimates of revenues and expenditures, and,

**WHEREAS**, the Clarksville-Montgomery County Board of Education has studied the attached amendments and approved them on March 12, 2013, for recommendation to the Montgomery County Board of Commissioners.

**NOW, THEREFORE, BE IT RESOLVED** by the Montgomery County Board of County Commissioners assembled in Regular Business Session on this 8th day of April, 2013, that the 2012-13 School Budget be amended as per the attached schedules.

Sponsor

Commissioner

Approved

County Mayor

Attested

County Clerk



# Clarksville-Montgomery County School System

## General Purpose School Fund Budget

	2012-13 Original Budget	Current Amended Budget	Proposed Increase (Decrease)	Proposed Amended Budget
--	-------------------------------	------------------------------	------------------------------------	-------------------------------

### Estimated Revenues

#### Local Revenues

Current Property Tax	28,944,942	28,944,942	-	28,944,942	
Trustees Collection - Prior Years	895,000	895,000	-	895,000	
Interest & Penalties	226,000	226,000	-	226,000	
Payments In Lieu of Taxes (Utility)	772,657	772,657	-	772,657	
Local Option Sales Tax	39,137,200	39,137,200	(1,000,000)	38,137,200	Based on current projected collections
Wheel Tax	4,065,719	4,065,719	(45,719)	4,020,000	Based on current projected collections
Business Tax	600,000	600,000	-	600,000	
Bank Excise Tax	45,300	45,300	-	45,300	
Interstate Telecommunications Tax	10,000	10,000	-	10,000	
Archives & Records Management Fee	6,300	6,300	-	6,300	
Tuition - Regular Day Students	20,000	20,000	20,000	40,000	Based on current projected collections
Criminal Background Fee	22,000	22,000	8,000	30,000	Based on current projected collections
Interest Earned	1,000	1,000	-	1,000	
Lease/Rentals	120,000	133,116	-	133,116	
Sale of Materials & Supplies	1,000	1,000	(950)	50	Based on current projected collections
Sale of Recycled Materials	1,000	1,000	-	1,000	
E-Rate Funding	242,000	242,000	(82,754)	159,246	Based on current projected collections
Misc. Refund - Other	30,000	30,000	16,000	46,000	Based on current projected collections
Sale of Equipment	300,000	300,000	(270,000)	30,000	Based on decreased sales of equipment
Damages from Individuals	500	500	-	500	
Contributions & Gifts	90,000	124,488	10,000	134,488	Local grants
<b>Total Local Revenues</b>	<b>75,530,618</b>	<b>75,578,222</b>	<b>(1,345,423)</b>	<b>74,232,799</b>	

#### State Revenues

Transition School To Work	71,628	71,628	18,372	90,000	Based on current projected collections
Basic Education Program	117,630,000	116,230,000	(418,150)	115,811,850	Based on current year student growth
Early Childhood Education	1,829,270	1,829,270	-	1,829,270	
Other State Education Funds	30,000	30,000	106,100	136,100	Based on current projected collections
Career Ladder Program	692,700	692,700	(20,000)	672,700	Based on current projected collections
Career Ladder Extended Contracts	148,100	148,100	(6,000)	142,100	Based on current projected collections
Income Tax	159,200	159,200	(24,400)	134,800	Based on current projected collections
Mixed Drink Tax	296,000	296,000	14,000	310,000	Based on current projected collections
<b>Total State Revenues</b>	<b>120,856,898</b>	<b>119,456,898</b>	<b>(330,078)</b>	<b>119,126,820</b>	

#### Federal Revenues

**Clarksville-Montgomery County School System**  
**General Purpose School Fund Budget**

CMCSS

	2012-13 Original Budget	Current Amended Budget	Proposed Increase (Decrease)	Proposed Amended Budget	
Educ. of the Handicapped Act	-	-	74,483	74,483	Reimbursement for high cost expenditures
Public Law 874 (Impact Aid)	3,600,000	3,600,000	83,700	3,683,700	Based on actual collections
JROTC	460,000	460,000	-	460,000	
Adult Literacy	25,000	25,000	2,000	27,000	Based on current projected collections
<b>Total Federal Revenues</b>	<b>4,085,000</b>	<b>4,085,000</b>	<b>160,183</b>	<b>4,245,183</b>	
<b>Non-Revenue Sources</b>					
Insurance Recovery	25,000	25,000	70,226	95,226	Based on year-to-date recovery
Operating Transfers	395,167	395,167	16,000	411,167	County Contribution toward Elementary Security
<b>Total Non-Revenue Sources</b>	<b>420,167</b>	<b>420,167</b>	<b>86,226</b>	<b>506,393</b>	
<b>Total Revenues</b>	<b>200,892,683</b>	<b>199,540,287</b>	<b>(1,429,092)</b>	<b>198,111,195</b>	
<b>Beginning Reserves and Fund Balance</b>					
Reserve for On-The-Job Injury	1,375,218	1,375,218	-	1,375,218	
Reserve for Property & Liability Insurance	1,475,000	1,475,000	-	1,475,000	
Reserve for Extended Contract	244,928	189,572	-	189,572	
Reserve for Career Ladder	5,217	(1,635)	-	(1,635)	
<b>Total Reserves</b>	<b>3,100,363</b>	<b>3,038,155</b>	<b>-</b>	<b>3,038,155</b>	
<b>Beginning Fund Balance</b>	<b>21,266,970</b>	<b>26,765,742</b>	<b>-</b>	<b>26,765,742</b>	
<b>Total Reserves and Fund Balance</b>	<b>24,367,333</b>	<b>29,803,897</b>	<b>-</b>	<b>29,803,897</b>	
<b>Total Available Funds</b>	<b>225,260,016</b>	<b>229,344,184</b>	<b>(1,429,092)</b>	<b>227,915,092</b>	

**Clarksville-Montgomery County School System**  
**General Purpose School Fund Budget**

CMCSS

	<b>2012-13 Original Budget</b>	<b>Current Amended Budget</b>	<b>Proposed Increase (Decrease)</b>	<b>Proposed Amended Budget</b>	
--	--	---------------------------------------	---	--	--

**Expenditures (Appropriations)****71100 - Regular Instruction**

Salaries	74,997,741	74,997,741	(168,075)	74,829,666	Based on degree/experience/positions used
Employee Benefits	25,647,699	25,647,699	-	25,647,699	
Contracted Services	2,247,783	2,397,783	17,000	2,414,783	Costs related to Public Chapter 426
Supplies and Materials	3,707,816	3,707,816	-	3,707,816	
Other Charges	426,000	426,000	-	426,000	
Equipment	25,000	25,000	10,000	35,000	Equipment funded by local grant

<b>Total 71100 - Regular Instruction</b>	<b>107,052,039</b>	<b>107,202,039</b>	<b>(141,075)</b>	<b>107,060,964</b>
--	--------------------	--------------------	------------------	--------------------

**71150 - Alternative School**

Salaries	786,925	786,925	14,407	801,332	Based on degree/experience/positions used
Employee Benefits	228,399	228,399	-	228,399	
Contracted Services	30,600	30,600	-	30,600	
Supplies and Materials	3,000	3,000	-	3,000	

<b>Total 71150 - Alternative School</b>	<b>1,048,924</b>	<b>1,048,924</b>	<b>14,407</b>	<b>1,063,331</b>
---	------------------	------------------	---------------	------------------

**71200 - Special Education**

Salaries	15,594,250	15,681,550	193,003	15,874,553	Based on degree/experience/positions used
Employee Benefits	5,533,352	5,552,770	-	5,552,770	
Contracted Services	1,292,679	1,292,679	140,862	1,433,541	Requirement for Teacher Aide Substitutes
Supplies and Materials	80,210	80,210	18,621	98,831	Expenses funded by high cost reimbursement
Equipment	10,000	10,000	-	10,000	

<b>Total 71200 - Special Education</b>	<b>22,510,491</b>	<b>22,617,209</b>	<b>352,486</b>	<b>22,969,695</b>
--	-------------------	-------------------	----------------	-------------------

**Clarksville-Montgomery County School System**  
**General Purpose School Fund Budget**

CMCSS

	2012-13 Original Budget	Current Amended Budget	Proposed Increase (Decrease)	Proposed Amended Budget	
<b>71300 - Vocational Education</b>					
Salaries	3,730,035	3,730,035	(302,944)	3,427,091	Based on degree/experience/positions used
Employee Benefits	1,200,918	1,200,918	-	1,200,918	
Contracted Services	84,500	84,500	-	84,500	
Supplies and Materials	302,000	302,000	-	302,000	
Equipment	10,000	10,000	-	10,000	
<b>Total 71300 - Vocational Education</b>	<b>5,327,453</b>	<b>5,327,453</b>	<b>(302,944)</b>	<b>5,024,509</b>	
<b>72110 - Student Services</b>					
Salaries	614,656	614,656	(32,456)	582,200	Based on degree/experience/positions used
Employee Benefits	194,963	194,963	-	194,963	
Contracted Services	10,125	10,125	-	10,125	
Supplies and Materials	3,860	3,860	-	3,860	
Other Charges	5,000	5,000	-	5,000	
<b>Total 72110 - Student Services</b>	<b>828,604</b>	<b>828,604</b>	<b>(32,456)</b>	<b>796,148</b>	
<b>72120 - Health Services</b>					
Salaries	890,429	890,429	(40,210)	850,219	Based on degree/experience/positions used
Employee Benefits	330,113	330,113	-	330,113	
Contracted Services	700	700	-	700	
Supplies and Materials	18,045	18,045	-	18,045	
Equipment	13,000	13,000	-	13,000	
<b>Total 72120 - Health Services</b>	<b>1,252,287</b>	<b>1,252,287</b>	<b>(40,210)</b>	<b>1,212,077</b>	
<b>72130 - Other Student Support</b>					
Salaries	5,760,860	5,760,860	(134,310)	5,626,550	Based on degree/experience/positions used
Employee Benefits	1,775,669	1,775,669	-	1,775,669	
Contracted Services	168,488	171,783	-	171,783	
Supplies and Materials	1,200	1,200	-	1,200	
<b>Total 72130 - Other Student Support</b>	<b>7,706,217</b>	<b>7,709,512</b>	<b>(134,310)</b>	<b>7,575,202</b>	

**Clarksville-Montgomery County School System**  
**General Purpose School Fund Budget**

CMCSS

	2012-13 Original Budget	Current Amended Budget	Proposed Increase (Decrease)	Proposed Amended Budget	
<b>72210 - Regular Instruction Support</b>					
Salaries	5,803,972	5,830,034	(92,457)	5,737,577	Based on degree/experience/positions used
Employee Benefits	1,895,240	1,898,078	7,160	1,905,238	Based on year-to-date expenditures
Contracted Services	60,640	62,740	137,600	200,340	Elementary school security
Supplies and Materials	659,436	659,436	-	659,436	
Other Charges	237,535	237,535	(12,000)	225,535	Based on year-to-date expenditures
<b>Total 72210 - Regular Instruction Support</b>	<b>8,656,823</b>	<b>8,687,823</b>	<b>40,303</b>	<b>8,728,126</b>	
<b>72215 - Alternative School Support</b>					
Salaries	20,257	20,257	-	20,257	
Employee Benefits	18,391	18,391	-	18,391	
<b>Total 72215 - Alternative School Support</b>	<b>38,648</b>	<b>38,648</b>	<b>-</b>	<b>38,648</b>	
<b>72220 - Special Education Support</b>					
Salaries	1,538,023	1,538,023	(38,355)	1,499,668	Based on degree/experience/positions used
Employee Benefits	484,938	484,938	850	485,788	Transition expenditures funded by grant
Contracted Services	31,000	31,000	(2,750)	28,250	Transition expenditures funded by grant
Supplies and Materials	81,400	81,400	500	81,900	Transition expenditures funded by grant
Other Charges	17,400	17,400	(1,400)	16,000	Transition expenditures funded by grant
Equipment	800	800	(800)	-	Transition expenditures funded by grant
<b>Total 72220 - Special Education Support</b>	<b>2,153,561</b>	<b>2,153,561</b>	<b>(41,955)</b>	<b>2,111,606</b>	
<b>72230 - Vocational Education Support</b>					
Salaries	81,580	81,580	(946)	80,634	Based on degree/experience/positions used
Employee Benefits	26,052	26,052	-	26,052	
Contracted Services	400	400	-	400	
Supplies and Materials	1,300	1,300	-	1,300	
Other Charges	1,500	1,500	-	1,500	
<b>Total 72230 - Vocational Education Support</b>	<b>110,832</b>	<b>110,832</b>	<b>(946)</b>	<b>109,886</b>	

**Clarksville-Montgomery County School System**  
**General Purpose School Fund Budget**

	2012-13 Original Budget	Current Amended Budget	Proposed Increase (Decrease)	Proposed Amended Budget	
<b>72260 - Adult Education Support</b>					
Salaries	119,108	119,108	1,607	120,715	Based on degree/experience/positions used
Employee Benefits	19,651	19,651	-	19,651	
<b>Total 72260 - Adult Education Support</b>	<b>138,759</b>	<b>138,759</b>	<b>1,607</b>	<b>140,366</b>	
<b>72310 - Board of Education</b>					
Salaries	60,952	60,952	(1)	60,951	Based on degree/experience/positions used
Employee Benefits	14,217	14,217	-	14,217	
Contracted Services	136,000	136,000	20,000	156,000	Legal Fees
Other Charges	25,000	25,000	-	25,000	
Liability Insurance	-	39,478	-	39,478	
<b>Total 72310 - Board of Education</b>	<b>236,169</b>	<b>275,647</b>	<b>19,999</b>	<b>295,646</b>	
<b>72320 - Director of Schools</b>					
Salaries	231,067	231,067	(5,025)	226,042	Based on degree/experience/positions used
Employee Benefits	69,773	69,773	-	69,773	
Contracted Services	76,800	76,800	2,300	79,100	Reallocation of expenses
Supplies and Materials	5,500	5,500	-	5,500	
Other Charges	15,000	15,000	(2,300)	12,700	Reallocation of expenses
<b>Total 72320 - Director of Schools</b>	<b>398,140</b>	<b>398,140</b>	<b>(5,025)</b>	<b>393,115</b>	
<b>72320 - Printing and Communications</b>					
Salaries	345,823	369,577	(2,541)	367,036	Based on degree/experience/positions used
Employee Benefits	133,978	139,238	-	139,238	
Contracted Services	64,900	64,900	(7,330)	57,570	Reallocation of expenses
Supplies and Materials	54,366	54,366	(1,000)	53,366	Reallocation of expenses
Other Charges	8,000	8,000	7,330	15,330	Reallocation of expenses
Equipment	11,000	11,000	1,000	12,000	Reallocation of expenses
<b>Total 72320 - Printing and Communications</b>	<b>618,067</b>	<b>647,081</b>	<b>(2,541)</b>	<b>644,540</b>	



**Clarksville-Montgomery County School System**  
**General Purpose School Fund Budget**

CMCSS

	2012-13 Original Budget	Current Amended Budget	Proposed Increase (Decrease)	Proposed Amended Budget	
<b>72410 - Office of the Principal</b>					
Salaries	11,421,542	11,421,542	(307,003)	11,114,539	Based on degree/experience/positions used
Employee Benefits	4,074,799	4,074,799	-	4,074,799	
Contracted Services	28,393	28,393	-	28,393	
Other Charges	36,000	36,000	-	36,000	
Equipment	58,000	58,000	-	58,000	
<b>Total 72410 - Office of the Principal</b>	<b>15,618,734</b>	<b>15,618,734</b>	<b>(307,003)</b>	<b>15,311,731</b>	
<b>72510 - Business Affairs</b>					
Salaries	1,452,077	1,452,077	(46,424)	1,405,653	Based on degree/experience/positions used
Employee Benefits	562,045	562,045	-	562,045	
Contracted Services	134,910	199,910	54,000	253,910	Grant Research and Writing
Supplies and Materials	38,200	38,200	5,000	43,200	Fuel for warehouse vehicles
Other Charges	294,000	294,000	250,000	544,000	Technology security breach-Identity Theft; Proj. Claims
Equipment	50,000	50,000	8,980	58,980	Actual cost of vehicle/equipment replacement
Insurance Premiums	1,568	1,576	-	1,576	
Trustee's Commission	1,292,063	1,292,063	-	1,292,063	
<b>Total 72510 - Business Affairs</b>	<b>3,824,863</b>	<b>3,889,871</b>	<b>271,556</b>	<b>4,161,427</b>	
<b>72520 - Human Resources</b>					
Salaries	1,234,646	1,234,646	(33,502)	1,201,144	Based on degree/experience/positions used
Employee Benefits	1,545,134	1,545,134	-	1,545,134	
Contracted Services	95,955	95,955	(16,200)	79,755	ISO audit expenses
Supplies and Materials	40,000	40,000	(3,000)	37,000	Recruitment supplies
Other Charges	83,900	83,900	10,000	93,900	Background check fees
Equipment	500	500	-	500	
Insurance Premiums	200,000	200,000	-	200,000	
<b>Total 72520 - Human Resources</b>	<b>3,200,135</b>	<b>3,200,135</b>	<b>(42,702)</b>	<b>3,157,433</b>	

**Clarksville-Montgomery County School System**  
**General Purpose School Fund Budget**

CMCSS

	2012-13 Original Budget	Current Amended Budget	Proposed Increase (Decrease)	Proposed Amended Budget	
<b>72610 - Operation of Plant</b>					
Salaries	4,843,521	4,843,521	(234,297)	4,609,224	Based on degree/experience/positions used
Employee Benefits	2,456,218	2,456,218	-	2,456,218	
Contracted Services	511,040	511,040	-	511,040	
Supplies and Materials	436,618	436,618	-	436,618	
Other Charges	7,000	7,000	-	7,000	
Equipment	100,400	100,400	-	100,400	
Utilities	7,726,480	7,726,480	-	7,726,480	
Insurance Premiums	741,153	760,831	1,170	762,001	Based on actual premiums
<b>Total 72610 - Operation of Plant</b>	<b>16,822,430</b>	<b>16,842,108</b>	<b>(233,127)</b>	<b>16,608,981</b>	
<b>72620 - Maintenance of Plant</b>					
Salaries	2,381,746	2,381,746	(133,052)	2,248,694	Based on degree/experience/positions used
Employee Benefits	1,047,650	1,047,650	-	1,047,650	
Contracted Services	659,720	659,720	-	659,720	
Supplies and Materials	1,161,446	1,161,446	-	1,161,446	
Other Charges	5,900	5,900	-	5,900	
Equipment	68,400	68,400	-	68,400	
Insurance Premiums	20,322	19,131	-	19,131	
<b>Total 72620 - Maintenance of Plant</b>	<b>5,345,184</b>	<b>5,343,993</b>	<b>(133,052)</b>	<b>5,210,941</b>	
<b>72810 - Information Technology</b>					
Salaries	2,435,418	2,489,821	(253,913)	2,235,908	Based on degree/experience/positions used
Employee Benefits	831,887	843,908	-	843,908	
Contracted Services	2,762,339	2,737,339	-	2,737,339	
Supplies and Materials	903,658	903,658	-	903,658	
Other Charges	50,933	50,933	-	50,933	
Equipment	3,141,793	3,141,793	-	3,141,793	
<b>Total 72810 - Information Technology</b>	<b>10,126,028</b>	<b>10,167,452</b>	<b>(253,913)</b>	<b>9,913,539</b>	

03/05/2013

**Clarksville-Montgomery County School System**  
**General Purpose School Fund Budget**

CMCSS

	2012-13 Original Budget	Current Amended Budget	Proposed Increase (Decrease)	Proposed Amended Budget	
<b>73400 - Early Childhood Education</b>					
Salaries	1,432,215	1,432,215	(7,017)	1,425,198	Based on degree/experience/positions used
Employee Benefits	561,563	561,563	-	561,563	
Contracted Services	41,000	41,000	13,000	54,000	Substitutes for pre-school aides
Supplies and Materials	10,000	10,000	-	10,000	
Other Charges	20,000	20,000	-	20,000	
<b>Total 73400 - Early Childhood Education</b>	<b>2,064,778</b>	<b>2,064,778</b>	<b>5,983</b>	<b>2,070,761</b>	
<b>82230 - Debt Service</b>					
Interest Payments	21,000	21,000	-	21,000	
<b>Total 82230 - Debt Service</b>	<b>21,000</b>	<b>21,000</b>	<b>-</b>	<b>21,000</b>	
<b>99100 - Interfund Transfers</b>					
	505,001	505,001	-	505,001	
<b>Total 99100 - Interfund Transfers</b>	<b>505,001</b>	<b>505,001</b>	<b>-</b>	<b>505,001</b>	

03/05/2013

**Clarksville-Montgomery County School System**  
**General Purpose School Fund Budget**

CMCSS

	<b>2012-13 Original Budget</b>	<b>Current Amended Budget</b>	<b>Proposed Increase (Decrease)</b>	<b>Proposed Amended Budget</b>
--	--	---------------------------------------	---	--

<b>Total Expenditures</b>	<b>215,605,167</b>	<b>216,089,591</b>	<b>(964,918)</b>	<b>215,124,673</b>
---------------------------	--------------------	--------------------	------------------	--------------------

**Ending Reserves and Fund Balance**

Fund Balance	6,468,155	10,067,899	(116,190)	9,951,709	Projected fund balance as of 6/30/13
On-The-Job Injury Reserve	1,375,218	1,375,218	-	1,375,218	
Property & Liability Insurance Reserve	1,475,000	1,475,000	(155,000)	1,320,000	Projected reserve as of 6/30/13
Extended Contract Reserve	286,596	286,596	(140,390)	146,206	Projected reserve as of 6/30/13
Career Ladder Reserve	49,880	49,880	(52,594)	(2,714)	Projected reserve as of 6/30/13

<b>Total Reserves and Fund Balance</b>	<b>9,654,849</b>	<b>13,254,593</b>	<b>(464,174)</b>	<b>12,790,419</b>
--	------------------	-------------------	------------------	-------------------

<b>Total Expenditures, Reserves and Fund Balance</b>	<b>225,260,016</b>	<b>229,344,184</b>	<b>(1,429,092)</b>	<b>227,915,092</b>
--	--------------------	--------------------	--------------------	--------------------

03/01/2013

# Clarksville-Montgomery County School System

## Federal Projects Fund Budget

CMCSS

	2012-13 Original Budget	Current Amended Budget	Proposed Increase (Decrease)	Proposed Amended Budget	
--	-------------------------------	------------------------------	------------------------------------	-------------------------------	--

**Estimated Revenues****State Revenues**

46590	Adult Ed, LEAP, Safe Schools, School Health	324,390	608,411	6,509	614,920	Based on actual Federal allocations
<b>Total State Revenues</b>		<b>324,390</b>	<b>608,411</b>	<b>6,509</b>	<b>614,920</b>	

**Federal Revenues**

47120	Adult Basic Education	251,972	171,884	2,426	174,310	Based on actual Federal allocations
47131	Career Technical Education	325,053	397,629	-	397,629	
47141	Title I	7,527,637	8,328,594	395,979	8,724,573	Based on actual Federal allocations
47143	Individuals w/ Disabilities Educ. Act (IDEA)	5,567,651	5,884,337	-	5,884,337	
47145	Preschool (IDEA)	51,562	58,993	-	58,993	
47146	English Language Acquisition (Title III)	143,750	153,868	(1,776)	152,092	Based on actual Federal allocations
47147	Safe & Drug-Free Schools (Title IV, CCLC)	250,000	485,000	-	485,000	
47189	Title II-A	907,925	972,094	31,637	1,003,731	Based on actual Federal allocations
47311	Race To The Top	1,447,710	1,525,151	(46,609)	1,478,542	Based on actual Federal allocations
47590	Title II-D	-	6,618	-	6,618	
47990	Other Direct Federal	2,503,099	107,866	2,463,150	2,571,016	Based on actual Federal allocations
<b>Total Federal Revenues</b>		<b>18,976,359</b>	<b>18,092,034</b>	<b>2,844,809</b>	<b>20,936,843</b>	

**Non-Revenue Sources**

49800	Operating Transfers	865,122	865,302	-	865,302	
<b>Total Non-Revenue Sources</b>		<b>865,122</b>	<b>865,302</b>	<b>-</b>	<b>865,302</b>	

<b>Total Revenues</b>	<b>20,165,871</b>	<b>19,565,747</b>	<b>2,851,317</b>	<b>22,417,064</b>	
-----------------------	-------------------	-------------------	------------------	-------------------	--

<b>Beginning Fund Balance</b>	<b>628</b>	<b>1,898,070</b>	<b>3,068</b>	<b>1,901,138</b>	Adjusted fund balance
-------------------------------	------------	------------------	--------------	------------------	-----------------------

<b>Total Available Funds</b>	<b>20,166,499</b>	<b>21,463,817</b>	<b>2,854,385</b>	<b>24,318,202</b>	
------------------------------	-------------------	-------------------	------------------	-------------------	--

**Clarksville-Montgomery County School System**  
**Federal Projects Fund Budget**

	<b>2012-13 Original Budget</b>	<b>Current Amended Budget</b>	<b>Proposed Increase (Decrease)</b>	<b>Proposed Amended Budget</b>	
--	--	---------------------------------------	---	--	--

**Expenditures (Appropriations)**

<b>71100 - Regular Instruction</b>					
Salaries	3,238,843	4,516,040	1,375,821	5,891,861	Reflects program requirements
Employee Benefits	1,055,327	1,307,593	274,272	1,581,865	Reflects program requirements
Contracted Services	103,000	512,775	351,766	864,541	Reflects program requirements
Supplies and Materials	403,197	602,957	435,299	1,038,256	Reflects program requirements
Equipment	75,981	186,569	131,170	317,739	Reflects program requirements
<b>Total 71100 - Regular Instruction</b>	<b>4,876,348</b>	<b>7,125,934</b>	<b>2,568,328</b>	<b>9,694,262</b>	
<b>71200 - Special Education</b>					
Salaries	2,022,195	2,078,951	-	2,078,951	
Employee Benefits	919,191	904,837	-	904,837	
Contracted Services	3,500	156,418	-	156,418	
Supplies and Materials	35,548	282,994	-	282,994	
Other Charges	25,000	9,736	-	9,736	
Equipment	3,000	30,050	-	30,050	
<b>Total 71200 - Special Education</b>	<b>3,008,434</b>	<b>3,462,986</b>	<b>-</b>	<b>3,462,986</b>	
<b>71300 - Vocational Education</b>					
Salaries	37,826	44,357	9,790	54,147	Reflects program requirements
Employee Benefits	12,236	13,815	1,063	14,878	Reflects program requirements
Contracted Services	-	4,500	-	4,500	
Supplies and Materials	15,228	50,726	-	50,726	
Other Charges	6,000	11,045	-	11,045	
Equipment	121,073	138,358	-	138,358	
<b>Total 71300 - Vocational Education</b>	<b>192,363</b>	<b>262,801</b>	<b>10,853</b>	<b>273,654</b>	

# Clarksville-Montgomery County School System Federal Projects Fund Budget

	2012-13 Original Budget	Current Amended Budget	Proposed Increase (Decrease)	Proposed Amended Budget	
<b>71600 - Adult Education</b>					
Salaries	79,464	57,716	-	57,716	
Employee Benefits	13,135	5,015	-	5,015	
Contracted Services	-	1,000	-	1,000	
Supplies and Materials	17,587	24,000	-	24,000	
Equipment	-	-	3,235	3,235	Reflects program requirements
<b>Total 71600 - Adult Education</b>	<b>110,186</b>	<b>87,731</b>	<b>3,235</b>	<b>90,966</b>	
<b>72130 - Other Student Support</b>					
Salaries	177,331	178,619	66,308	244,927	Reflects program requirements
Employee Benefits	58,636	58,850	10,692	69,542	Reflects program requirements
Contracted Services	81,690	89,690	1,501	91,191	Reflects program requirements
Supplies and Materials	46,050	48,750	6,049	54,799	Reflects program requirements
Other Charges	64,504	133,325	45,990	179,315	Reflects program requirements
Equipment	-	-	2,000	2,000	Reflects program requirements
<b>Total 72130 - Other Student Support</b>	<b>428,211</b>	<b>509,234</b>	<b>132,540</b>	<b>641,774</b>	
<b>72210 - Regular Instruction Support</b>					
Salaries	1,776,696	1,865,560	84,187	1,949,747	Reflects program requirements
Employee Benefits	507,280	524,883	17,131	542,014	Reflects program requirements
Contracted Services	210,320	356,843	10,402	367,245	Reflects program requirements
Supplies and Materials	31,400	389,678	5,990	395,668	Reflects program requirements
Other Charges	4,806,178	2,143,329	14,405	2,157,734	Reflects program requirements
<b>Total 72210 - Regular Instruction Support</b>	<b>7,331,874</b>	<b>5,280,293</b>	<b>132,114</b>	<b>5,412,407</b>	

**Clarksville-Montgomery County School System**  
**Federal Projects Fund Budget**

	2012-13 Original Budget	Current Amended Budget	Proposed Increase (Decrease)	Proposed Amended Budget	
<b>72220 - Special Education Support</b>					
Salaries	744,340	744,340	-	744,340	
Employee Benefits	245,469	268,533	-	268,533	
Contracted Services	-	43,724	-	43,724	
Supplies and Materials	18,487	7,000	-	7,000	
Other Charges	282,984	25,212	-	25,212	
<b>Total 72220 - Special Education Support</b>	<b>1,291,280</b>	<b>1,088,809</b>	<b>-</b>	<b>1,088,809</b>	
Contracted Services	1,000	500	-	500	
Other Charges	3,000	3,500	-	3,500	
<b>Total 72230 - Vocational Education Support</b>	<b>4,000</b>	<b>4,000</b>	<b>-</b>	<b>4,000</b>	
<b>72260 - Adult Education Support</b>					
Salaries	95,704	95,704	-	95,704	
Employee Benefits	39,672	39,565	-	39,565	
Supplies and Materials	2,000	2,000	-	2,000	
Other Charges	88,400	4,179	-	4,179	
<b>Total 72260 - Adult Education Support</b>	<b>225,776</b>	<b>141,448</b>	<b>-</b>	<b>141,448</b>	
<b>72410 - Office of the Principal</b>					
Salaries	82,548	92,162	1,310	93,472	Reflects program requirements
Employee Benefits	27,608	32,690	116	32,806	Reflects program requirements
<b>Total 72410 - Office of the Principal</b>	<b>110,156</b>	<b>124,852</b>	<b>1,426</b>	<b>126,278</b>	
<b>72610 - Operation of Plant</b>					
Contracted Services	15,200	15,200	-	15,200	
Equipment	120,200	183,416	1,700	185,116	Reflects program requirements
<b>Total 72610 - Operation of Plant</b>	<b>135,400</b>	<b>198,616</b>	<b>1,700</b>	<b>200,316</b>	



**Clarksville-Montgomery County School System  
Federal Projects Fund Budget**

CMCSS

	<b>2012-13 Original Budget</b>	<b>Current Amended Budget</b>	<b>Proposed Increase (Decrease)</b>	<b>Proposed Amended Budget</b>	
<b>72710 - Transportation</b>					
Salaries	1,207,069	1,322,612	161,711	1,484,323	Reflects program requirements
Employee Benefits	125,474	151,798	33,765	185,563	Reflects program requirements
Contracted Services	-	500	-	500	
Supplies and Materials	33,982	30,343	11,613	41,956	Reflects program requirements
Other Charges	-	12,300	8,000	20,300	Reflects program requirements
Equipment	15,000	15,000	-	15,000	
<b>Total 72710 - Transportation</b>	<b>1,381,525</b>	<b>1,532,553</b>	<b>215,089</b>	<b>1,747,642</b>	
Indirect Cost	224,144	520,010	48,347	568,357	Reflects program requirements
Transfers To Other Funds	846,174	846,174	19,128	865,302	
<b>Total 99100 - Interfund Transfers</b>	<b>1,070,318</b>	<b>1,366,184</b>	<b>67,475</b>	<b>1,433,659</b>	
<b>Total Expenditures</b>	<b>20,165,871</b>	<b>21,185,441</b>	<b>3,132,761</b>	<b>24,318,202</b>	
<b>Ending Fund Balance</b>	<b>628</b>	<b>278,376</b>	<b>277,749</b>	<b>-</b>	Projected fund balance
<b>Total Expenditures and Fund Balance</b>	<b>20,166,499</b>	<b>21,463,817</b>	<b>2,854,385</b>	<b>24,318,202</b>	

02/26/2013

**Clarksville-Montgomery County School System**  
**Child Nutrition Fund Budget**

CMCSS

	2012-2013	Current	Proposed	Amended
	Original	Amended	Increase	Budget
	Budget	Budget	(Decrease)	

**Estimated Revenues**

Local Revenues					
43521	Lunch Payments - Children	2,954,182	2,954,182	-	2,954,182
43522	Lunch Payments - Adults	165,887	165,887	-	165,887
43523	Income from Breakfast	216,249	216,249	-	216,249
43525	Ala Carte Sales	1,629,735	1,629,735	-	1,629,735
43990	Contract Services	37,104	37,104	-	37,104
44110	Interest Earned	19,317	19,317	-	19,317
44130	Sale of Materials & Supplies	73,633	73,633	-	73,633
44170	Miscellaneous Refund	44,346	44,346	-	44,346
44530	Sale of Equipment	-	-	20,000	20,000
Total Local Revenues		5,140,453	5,140,453	20,000	5,160,453
State Revenues - BEP					
46520	School Food Service	125,378	125,378	-	125,378
Total State Revenues		125,378	125,378	-	125,378
Federal Revenues					
47111	Section 4 - Lunch Funds	5,510,392	5,510,392	-	5,510,392
47112	USDA - Commodities	663,000	663,000	-	663,000
47113	Breakfast Reimbursement	1,687,088	1,687,088	-	1,687,088
Total Federal Revenues		7,860,480	7,860,480	-	7,860,480
Total Revenues		13,126,311	13,126,311	20,000	13,146,311
Beginning Fund Balance		3,733,524	4,903,660	-	4,903,660
Actual fund balance carried forward					
Total Available Funds		16,859,835	18,029,971	20,000	18,049,971

02/26/2013

**Clarksville-Montgomery County School System**  
**Child Nutrition Fund Budget**

CMCSS

	<b>2012-2013 Original Budget</b>	<b>Current Amended Budget</b>	<b>Proposed Increase (Decrease)</b>	<b>Amended Budget</b>
--	--	---------------------------------------	---	---------------------------

**Expenditures (Appropriations)**

<b>73100 - Food Service</b>					
Salaries	4,358,675	4,358,675	-	4,358,675	
Employee Benefits	2,071,215	2,071,215	-	2,071,215	
Contracted Services	403,160	403,160	117,200	520,360	Based on year-to-date expenses
Supplies and Materials	5,852,134	5,852,134	7,000	5,859,134	Based on year-to-date expenses
Utilities	250,000	250,000	-	250,000	
Insurance Premiums	40,000	40,000	-	40,000	
Other Charges	40,000	40,000	-	40,000	
Equipment	150,000	150,000	300,000	450,000	Green house initiative
<b>Total 73100 - Food Service</b>					
	<b>13,165,184</b>	<b>13,165,184</b>	<b>424,200</b>	<b>13,589,384</b>	
<b>Total Expenditures</b>	<b>13,165,184</b>	<b>13,165,184</b>	<b>424,200</b>	<b>13,589,384</b>	
<b>Ending Fund Balance</b>	<b>3,694,651</b>	<b>4,864,787</b>	<b>(404,200)</b>	<b>4,460,587</b>	Projected fund balance
<b>Total Expenditures and Fund Balance</b>	<b>16,859,835</b>	<b>18,029,971</b>	<b>20,000</b>	<b>18,049,971</b>	

**Clarksville-Montgomery County School System**  
**Transportation Fund Budget**

	2012-13 Original Budget	Current Amended Budget	Proposed Increase (Decrease)	Proposed Amended Budget
--	-------------------------------	------------------------------	------------------------------------	-------------------------------

**Estimated Revenues****Local Revenues**

40110	Current Property Tax	1,764,206	1,764,206	-	1,764,206	
40120	Trustees Collection - Prior Years	60,000	60,000	-	60,000	
40140	Interest & Penalties	14,000	14,000	1,000	15,000	Based on current projected collections
40162	Payments In Lieu of Taxes (Utility)	47,093	47,093	-	47,093	
40320	Bank Excise Tax	3,000	3,000	-	3,000	
44130	Sale of Materials & Supplies	2,000	2,000	500	2,500	Based on current projected collections
44145	Sale of Recycled Materials	1,500	1,500	3,500	5,000	Based on current projected collections
44170	Misc. Refund - Other	11,200	11,200	(4,200)	7,000	Based on current projected collections
44530	Sale of Equipment	40,500	40,500	39,500	80,000	Based on current projected collections
44560	Damages from Individuals	1,000	1,000	-	1,000	
44570	Contributions & Gifts	0	90,000	-	90,000	
<b>Total Local Revenues</b>		<b>1,944,499</b>	<b>2,034,499</b>	<b>40,300</b>	<b>2,074,799</b>	

**State Revenues - BEP**

46511	Basic Education Program	8,940,150	8,940,150	-	8,940,150
<b>Total State Revenues - BEP</b>		<b>8,940,150</b>	<b>8,940,150</b>	<b>-</b>	<b>8,940,150</b>

**Federal Revenues**

47143	Educ. of the Handicapped Act	1,282,915	1,282,915	-	1,282,915
47311	Race To The Top	15,000	15,000	-	15,000
<b>Total Federal Revenues</b>		<b>1,297,915</b>	<b>1,297,915</b>	<b>-</b>	<b>1,297,915</b>

<b>Total Revenues</b>	<b>12,182,564</b>	<b>12,272,564</b>	<b>40,300</b>	<b>12,312,864</b>
-----------------------	-------------------	-------------------	---------------	-------------------

<b>Beginning Fund Balance</b>	<b>1,133,875</b>	<b>2,359,337</b>	<b>-</b>	<b>2,359,337</b>
-------------------------------	------------------	------------------	----------	------------------

<b>Total Available Funds</b>	<b>13,316,439</b>	<b>14,631,901</b>	<b>40,300</b>	<b>14,672,201</b>
------------------------------	-------------------	-------------------	---------------	-------------------

02/23/2013

**Clarksville-Montgomery County School System  
Transportation Fund Budget**

CMCSS

	2012-13 Original Budget	Current Amended Budget	Proposed Increase (Decrease)	Proposed Amended Budget	
<b><u>Expenditures (Appropriations)</u></b>					
<b>72510 - Fiscal Services</b>					
Trustee's Commission	40,000	40,000	-	40,000	
<b>Total 72510 - Fiscal Services</b>	<b>40,000</b>	<b>40,000</b>	<b>-</b>	<b>40,000</b>	
<b>72710 - Transportation</b>					
Salaries	6,960,512	6,960,512	-	6,960,512	
Employee Benefits	3,298,201	3,298,201	-	3,298,201	
Contracted Services	286,550	288,050	-	288,050	
Supplies and Materials	2,054,550	2,144,550	-	2,144,550	
Other Charges	20,000	20,000	-	20,000	
Equipment	106,947	106,947	-	106,947	
Insurance Premiums	56,099	46,363	-	46,363	
<b>Total 72710 - Transportation</b>	<b>12,782,859</b>	<b>12,864,623</b>	<b>-</b>	<b>12,864,623</b>	
<b>Total Expenditures</b>	<b>12,822,859</b>	<b>12,904,623</b>	<b>-</b>	<b>12,904,623</b>	
<b>Ending Fund Balance</b>	<b>493,580</b>	<b>1,727,278</b>	<b>40,300</b>	<b>1,767,578</b>	Projected fund balance as of 6/30/13
<b>Total Expenditures and Fund Balance</b>	<b>13,316,439</b>	<b>14,631,901</b>	<b>40,300</b>	<b>14,672,201</b>	



13-4-1

On Motion to Adopt by Commissioner Allbert, seconded by  
Commissioner Gannon, the foregoing Resolution was Adopted by the  
following roll call vote:

Jerry Allbert	Y	John M. Gannon	Y	Keith Politi	Y
Ed Baggett	Y	Robert Gibbs	Y	Mark Riggins	Y
Mark Banasiak	Y	Dalton Harrison	Y	Nick Robards	Y
Martha Brockman	Y	Charles Keene	Y	Ron J. Sokol	Y
Loretta Bryant	Y	Lettie Kendall	Y	Tommy Vallejos	Y
Joe L. Creek	Y	Robert Lewis	Y		
Glen Demorest	Y	Robert Nichols	Y		

Ayes - 19   Abstentions - 0   Noes - 0

ABSENT: Jeremy Bowles and John M. Genis (2)

**RESOLUTION TO ACQUIRE CERTAIN REAL ESTATE ADJOINING  
SOUTH GUTHRIE COMMUNITY CENTER**

**WHEREAS**, Lady Bell Bowling Dickerson is the record owner of certain real estate consisting of approximately 8.1 acres adjoining the South Guthrie Community Center located at 5019 Guthrie Road; and

**WHEREAS**, Montgomery County desires to acquire said real estate which could be used to expand the parking facilities for events held at the South Guthrie Community Center which would also provide additional access; and

**WHEREAS**, the purchase price for this parcel of real estate will be an amount not to exceed \$25,400.00; and

**WHEREAS**, a title search was conducted by the County Attorney and said title is free and clear of any encumbrance, however, the holders of legal title have yet to be established and no purchase shall be consummated until so determined; and

**WHEREAS**, Montgomery County will hereby appropriate funds from the Capital Projects fund balance created by the unappropriated premium of the 2011 series general obligation bond issue.

**NOW, THEREFORE, BE IT RESOLVED** by the Montgomery County Board of Commissioners assembled in Regular Session on this 8<sup>th</sup> day of April, 2013, that the County Mayor is authorized to sign all necessary documents to purchase the real estate as described in the attached Exhibit "A."

**Duly passed and approved this 8<sup>th</sup> day of April, 2013.**

Sponsor

Commissioner

Approved

County Mayor

Attested

County Clerk

(Refer to September 9, 2013 Minutes for Amendment.)



of the firm of  
**GOODLETT, PEAY, & HURT**  
308 So 2nd Street  
Clarksville, Tenn. 37040

FOR AND IN CONSIDERATION of the sum of Two Thousand (\$2,000.00) Dollars, cash in hand paid, in equal amounts, to the Grantors, the receipt of which is hereby acknowledged, we, JAMES HENRY BOWLING and CLAUD DON BOWLING, have this day bargained and sold and do hereby sell, transfer and convey unto our sister, LADY BELL BOWLING DICKERSON, and to her heirs and assigns forever, all of our right, title, claim and interest, the same being an undivided one-third (1/3) each in and to the following described real estate situated in the 1st Civil District of Montgomery County, Tennessee, to-wit:

Beginning at a stake corner to lot sold by R. W. Bourne to Colored School on Port Royal Road; thence with center Port Royal Road with center of said road S 3 E 250 feet to a stake; thence S 87 E 962 feet to a stake; thence N 3 E 450 feet to a stake in the line of Fletcher's land; thence N 87 W 546 feet, more or less, to corner of lot sold by R. W. Bourne to Colored School; thence S 3 E with the line of colored school lot 200 feet to the corner of said school lot; thence N 87 W with said school lot 416 feet, more or less, to the center of said Port Royal Road, the beginning; and being the same conveyed by Ruth P. Warren and husband, R. F. Warren, to Henry Bowling and wife, Clemmie Bowling, by deed dated 22 March 1924, recorded in Deed Book 67, page 599, Register's Office of Montgomery County, Tennessee. The said Henry Bowling and Clemmie Bowling are the father and mother of the herein James Henry Bowling, Claud Don Bowling and Lady Bell Bowling Dickerson. The said Henry Bowling died intestate in Montgomery County, Tennessee, in 1947; and his wife, Clemmie Bowling, died intestate in said County in 1954. They were survived by the herein parties, as their only heirs at law at the times of their deaths.

TO HAVE AND TO HOLD all of our right, title, interest, claim and estate, the same being an undivided one-thi rd (1/3) each, unto the said

LADY BELL BOWLING DICKERSON, and to her heirs and assigns forever.

WE COVENANT that we are lawfully seized and possessed of said interest; that we have a good right to convey the same; that they are wholly unencumbered; and we will forever warrant and defend the titles thereto against the lawful claims of all persons whomsoever.

POSSESSION is given with delivery of the deed; and tax notices should be mailed to the Grantee at Route 1, Guthrie, Kentucky.

IN WITNESS WHEREOF we have hereunto signed as of the 5th day of September, 1973.

James Henry Bowling  
James Henry Bowling  
Claud Don Bowling  
Claud Don Bowling


STATE OF INDIANA )  
VANDERBURGH COUNTY )

Personally appeared before me, the undersigned, a Notary Public in and for said State and County, JAMES HENRY BOWLING, the within named bargainor, with whom I am personally acquainted, and who acknowledged that he executed the foregoing instrument for the purposes therein contained.

WITNESS MY HAND AND SEAL at office on this the 14th day of September, 1973.

Ray L. Linnville  
Notary Public

My commission expires: 3/16/77



STATE OF MISSOURI )  
ST. LOUIS COUNTY )

Personally appeared before me, the undersigned, a Notary Public in and for said State and County, CLAUD DON BOWLING, the within named bargainer, with whom I am personally acquainted, and who acknowledged that he executed the foregoing instrument for the purposes therein contained.

WITNESS MY HAND AND SEAL at office on this the 11<sup>th</sup> day of September, 1973.

William J. Jones  
Notary Public


My commission expires: Feb 12, 1974



STATE OF TENNESSEE, MONTGOMERY COUNTY

I, of us, hereby swear or affirm that the actual consideration for this transfer or value of the property transferred, whichever is greater is \$2,000.00, which amount is equal to or greater than the amount which the property transferred would command at a fair voluntary sale. Affiant Lady Bill Dickerson

Subscribed and sworn to before me this the 17 day of Sept 19 73  
My Commission Expires Charles H. Hargis  
Notary Public



I, Charles E. Harrison, Register of Montgomery County, do certify that the foregoing instrument is right and  
in said office, in Vol. No. 154, page 606, that it was received Sept 17 19 73 at 10:40 A.M. and entered in Note Book A-4 page 282 JP Deputy

13-4-2

On Motion to Adopt by Commissioner Gannon, seconded by  
Commissioner Lewis, the foregoing Resolution was Adopted by the  
following roll call vote:

Jerry Allbert	Y	John M. Gannon	Y	Keith Politi	Y
Ed Baggett	Y	Robert Gibbs	Y	Mark Riggins	Y
Mark Banasiak	Y	Dalton Harrison	Y	Nick Robards	Y
Martha Brockman	Y	Charles Keene	Y	Ron J. Sokol	Y
Loretta Bryant	Y	Lettie Kendall	Y	Tommy Vallejos	Y
Joe L. Creek	Y	Robert Lewis	Y		
Glen Demorest	Y	Robert Nichols	Y		

Ayes - 19 Abstentions - 0 Noes - 0

ABSENT: Jeremy Bowles and John M. Genis (2)

**RESOLUTION RATIFYING THE APPOINTMENT OF A DIRECTOR  
OF EMERGENCY MANAGEMENT AGENCY BY THE COUNTY MAYOR**

**WHEREAS**, Tennessee Code Annotated § 58-2-110, provides that the County Mayor shall appoint, with the approval of the County Legislative body, a Director of Emergency Management Agency who shall be responsible for performing the duties of the Director of Emergency Management Agency in a proficient manner and in accordance with generally recognized principles of governmental accounting and within the explicit provisions of Tennessee Code Annotated § 58-2-101, et seq., TCA, respectively; and

**WHEREAS**, the County Mayor has elected to appoint Jerry J. Buchanan as Director of Emergency Management Agency, effective immediately for the purposes of assuming the duties of the position of Director of Emergency Management Agency.

**NOW, THEREFORE, BE IT RESOLVED** by the Montgomery County Board of Commissioners meeting in regular session on this 8<sup>th</sup> day of April, 2013, that the appointment of Jerry J. Buchanan to the position of Director of Emergency Management Agency is hereby approved.

**Duly passed and approved this 8<sup>th</sup> day of April, 2013.**

Sponsor

Carolyn Bowers

Commissioner

Joe / Creek

Approved

Carolyn Bowers  
County Mayor

Attested

Kellie A. Jackson  
County Clerk

13-4-3

On Motion to Adopt by Commissioner Lewis, seconded by  
Commissioner Bryant, the Motion to Suspend Rules was Approved by the  
following roll call vote:

Jerry Allbert	Y	John M. Gannon	Y	Keith Politi	Y
Ed Baggett	Y	Robert Gibbs	Y	Mark Riggins	Y
Mark Banasiak	Y	Dalton Harrison	Y	Nick Robards	Y
Martha Brockman	Y	Charles Keene	Y	Ron J. Sokol	Y
Loretta Bryant	Y	Lettie Kendall	Y	Tommy Vallejos	Y
Joe L. Creek	Y	Robert Lewis	Y		
Glen Demorest	Y	Robert Nichols	Y		

Ayes - 19   Abstentions - 0   Noes - 0

ABSENT: Jeremy Bowles and John M. Genis (2)

On Motion to Adopt by Commissioner Gannon, seconded by  
Commissioner Bryant, the foregoing Resolution was Adopted by the  
following roll call vote:

Jerry Allbert	Y	John M. Gannon	Y	Keith Politi	Y
Ed Baggett	Y	Robert Gibbs	Y	Mark Riggins	Y
Mark Banasiak	Y	Dalton Harrison	Y	Nick Robards	Y
Martha Brockman	Y	Charles Keene	Y	Ron J. Sokol	Y
Loretta Bryant	Y	Lettie Kendall	Y	Tommy Vallejos	Y
Joe L. Creek	Y	Robert Lewis	Y		
Glen Demorest	Y	Robert Nichols	Y		

Ayes - 19   Abstentions - 0   Noes - 0

ABSENT: Jeremy Bowles and John M. Genis (2)


**County Clerk's Report**  
**April 8, 2013**

Comes Kellie A. Jackson, County Clerk, Montgomery County, Tennessee, and presents the County Clerk's Report for the month of March, 2013.

I hereby request that the persons named on the list of new applicants to the office of Notary Public be elected. The oath and bond of the County Official and Port Authority Official are approved as taken.

This report shall be spread upon the minutes of the Board of County Commissioners.

This the 8<sup>th</sup> day of April, 2013.

  
County Clerk

OATH AND BOND OF COUNTY OFFICIAL

NAME  
Betty Miller

OFFICE  
Director of E911

DATE  
2/15/2013

OATH AND BOND OF PORT AUTHORITY OFFICIAL

NAME  
Beverly Taylor

OFFICE  
Secretary/Treasurer

DATE  
3/26/2013



MONTGOMERY COUNTY CLERK  
KIMLIE A JACKSON COUNTY CLERK  
350 PAGEANT DAVE SUITE 502  
CLARKSVILLE TN 37040  
Telephone 931-548-5711  
Fax 931-572-1104

Notaries to be elected April 08, 2013

NAME	HOME ADDRESS AND PHONE	BUSINESS ADDRESS AND PHONE
1. KAITLIN M ARICK	290 NEEDMORE RD APT 516 CLARKSVILLE TN 37040 812 701 3360	308 SOUTH SECOND ST CLARKSVILLE TN 37040 931 552 1480
2. TODD BARTON	3621 MILLINGTON DR CLARKSVILLE TN 37040 435 669 3944	2000 BAY CITY RD MIDLAND MI 48642 931 320 9005
3. ADRIAN BLONCO	3964 JUSTENE COURT CLARKSVILLE TN 37040 785 226 1390	
4. RAYNA BOSEMER	1532 EAST KNOLLWOOD CIRCLE #7 CLARKSVILLE TN 37043 931 237 8922	1630 WILMA RUDOLPH BLVD CLARKSVILLE TN 37040 931 266 0157
5. DAVID L BURKHART	3734 JOHN TAYLOR RD WOODLAWN TN 37191 931 320 3005	2172 WOODLAWN RD WOODLAWN TN 37191 931 552 2921
6. DAWN BURR	684 SUPERIOR LANE CLARKSVILLE TN 37043 931 472 8691	1780 MADISON ST CLARKSVILLE TN 37043 931 551 8055
7. DORINDA F CAMERON	1684 ADSWOOD RD CLARKSVILLE TN 37042 931 802 8891	1467 TINY TOWN RD STE A CLARKSVILLE TN 37042 931 572 1570
8. HEATHER CAMPBELL	842 HADLEY RD CLARKSVILLE TN 37042 931 216 5413	310 N FIRST ST CLARKSVILLE TN 37040 931 503 1695
9. KATHY A CARDWELL	2086 MOSSY OAK CIRCLE CLARKSVILLE TN 37043	PO BOX 30907 CLARKSVILLE TN 37040 931 249 5026
10. JIM CHERRY	2114 MEMORIAL DRIVE CLARKSVILLE TN 37043 931 320 0677	2121 OLD ASHLAND CITY ROAD CLARKSVILLE TN 37043 931 648 9445
11. LINDA G CRAIG	171 JOHN DUKE TYLER BLVD CLARKSVILLE TN 37040 931 551 9300	1765 ALPINE DR CLARKSVILLE TN 37040 931 51 9300
12. REBECCA D CROSS	718 GREEN VALLEY CT CLARKSVILLE TN 37042 931 206 6838	100 PROVIDENCE BLVD CLARKSVILLE TN 37042 931 648 5550



MONTICELLO COUNTY CLERK  
 BRADLEY A JACKSON COUNTY CLERK  
 350 PAGEANT LANE SUITE 502  
 CLARKSVILLE TN 37040  
 Telephone 931-648-5711  
 Fax 931-572-1104

Notaries to be elected April 08, 2013

NAME	HOME ADDRESS AND PHONE	BUSINESS ADDRESS AND PHONE
13. NORMAN S DEWEIN	1696 VALLEY ROAD CLARKSVILLE TN 37043 931 237 2110	
14. PHILLIP M DYCUS	445 WINDING WAY CLARKSVILLE TN 37043 931 320 2030	300 S 11TH ST CLARKSVILLE TN 37040 931 503 0917
15. TASHAW LYNN HARR	2141 WATERTOWN PLACE CLARKSVILLE TN 37043 931 378 7249	
16. CHELSAY ENDRES	950 BIG SKY DR APT H303 CLARKSVILLE TN 37040 217 737 1931	9800 FREDERICKSBURG RD SAN ANTONIO TX 78288 18005318722
17. MONIQUEKA E GOLD	325 NEEDMORE ROAD CLARKSVILLE TN 37040 931 645 6373	601 COLLEGE ST CLARKSVILLE TN 37040 931 221 7518
18. EVELYN GREENE	4980 OLD HWY 48 CUNNINGHAM TN 37052 931 387 2720	ONE PUBLIC SQUARE CLARKSVILLE TN 37040 931 221 4326
19. ABBY GROVES	5795 BRYANT HOLLOW RD CUNNINGHAM TN 37052 931 206 0598	402 HWY 46 SOUTH CLARKSVILLE TN 37043 615 740 1717
20. BARBARA J HALL	419 GARDEN TERRACE CLARKSVILLE TN 37043 931 572 8312	100 OTIS SMITH DR CLARKSVILLE TN 37043 931 551 8271
21. T JAMES HARRIER	108 BULLOCK DR CLARKSVILLE TN 37040 931 647 2489	
22. SUSAN D HARRIS	1293 JOSTIN DR CLARKSVILLE TN 37040 931 647 8868	931 980 7204 802 MAIN STREET CLARKSVILLE TN 37040 9316457456
23. GAYLE HARVEY	490 KRISTIE MICHELLE LN CLARKSVILLE TN 37042 623 377 1188	2965 FORT CAMPBELL BLVD CLARKSVILLE TN 37042 210 370 2036
24. SARA HOLMES	2195 W ALLEN GRIFFEY RD APT 53 CLARKSVILLE TN 37042 678 773 6640	2050 LOWE'S DR CLARKSVILLE TN 37040 931 431 6800



MONTGOMERY COUNTY CLERK  
 KYLEE A. HANCOCK COUNTY CLERK  
 350 PAGEANT LANE SUITE 502  
 CLARKSVILLE TN 37040  
 Telephone 931-548-5711  
 Fax 931-572-1104

Notaries to be elected April 08, 2013


NAME	HOME ADDRESS AND PHONE	BUSINESS ADDRESS AND PHONE
25. KAYLA R HUGGINS	705 N WOODSON RD CLARKSVILLE TN 37043 931 802 3375	232 INDUSTRIAL DR CLARKSVILLE TN 37043 931 542 0606
26. SHERRY A HUMPHRIES	505 WOODVALE DR HOPKINSVILLE KY 42240 931 624 0899	334 UNION ST CLARKSVILLE TN 37040 931 648 4781
27. DENNIA ANTONILEY	4075 OAK POINTE DRIVE PLEASANT VIEW TN 37143 931 801 2929	1011 HWY 76 SUITE A CLARKSVILLE TN 37043 931 245 1150
28. CARLA M INGRAM	38 OLIVE CIRCLE CLARKSVILLE TN 37043 931 645 3962	675 MISSISSIPPI AVE FORT CAMPBELL KY 42223 270 640 1206
29. STACI JO KEENE	2740 TRENTON RD APT 1901 CLARKSVILLE TN 37043 931 896 0112	2000 BAY CITY RD MIDLAND MI 48642 931 320 9005
30. KIM KOCISKO	316 DUNBROOK DR CLARKSVILLE TN 37043 931 251 8797	105 S THIRD ST CLARKSVILLE TN 37040 931 647 0200
31. VICKIE KOELMAN	1589 HAYNES RD WOODLAWN TN 37191 931 920 2990	350 PAGEANT LN STE 404 CLARKSVILLE TN 37040 931 648 5707
32. JEANEL J KOHNEN	736 FORREST COVE ST. CLARKSVILLE TN 37040 419-953-5731	621 GRACEY AVE. CLARKSVILLE TN 37040 931-920-7929
33. SUSAN P LEE	298 NORTHWOOD TERRACE CLARKSVILLE TN 37042 931 645 6071	32 SCREAMING EAGLE BLVD FORT CAMPBELL KY 42223 931 431 2617
34. CYNTHIA K LEMONS	1072 CUMBERLAND HEIGHTS RD CLARKSVILLE TN 37040 931 624 2560	
35. SEAN R MORALES	531 GLENSTONE SPRINGS DR CLARKSVILLE TN 37043 305 923 1827	2219 HWY 46S DICKSON TN 37055 615 446 7070
36. SUZANNE MARSH PEARSON	405 GLEN COVE DRIVE CLARKSVILLE TN 37043 931 358 5446	121 SOUTH THIRD STREET CLARKSVILLE TN 37040 931 647 1501



MEMORANDUM NOTARY CLERK  
KIMBERLY A. SAMPSON NOTARY CLERK  
350 PARKWAY EAST SUITE 502  
CLARKSVILLE TN 37040  
Telephone 931-648-5711  
Fax 931-572-1104

Notaries to be elected April 08, 2013

NAME	HOME ADDRESS AND PHONE	BUSINESS ADDRESS AND PHONE
37. MARTHA M RICHARDSON	3000 TROUGH SPRINGS RD CLARKSVILLE TN 37043 931 358 9487	308 FRANKLIN STREET CLARKSVILLE TN 37040 931 648 4700
38. PATRICIA A RUST	226 AUDUBON WOODS CLARKSVILLE TN 37043 931 645 8604	218 S THIRD STREET STE D CLARKSVILLE TN 37040 931 645 9478
39. ANGIE D DEAN	1160 BARKLEY HILLS RD CLARKSVILLE TN 37040 931 572 9233	100 OTIS SMITH DR CLARKSVILLE TN 37040 931 551 8271
40. JEANA SINGER	2469 HENRY GOWER RD PLEASANT VIEW TN 37146 615 294 4737	1810 MADISON ST CLARKSVILLE TN 37043 931 648 3071
41. KENNETH D STAFFORD	2830 PRINCE DRIVE CLARKSVILLE TN 37043 931 216 2765	
42. SHERRY L STRYSICK	261 MILLSTONE CIR CLARKSVILLE TN 37042 931 302 5918	98 FRANKLIN ST CLARKSVILLE TN 37040 931 647 9976
43. MARIANNE SWAN	308 KINGSWOOD COURT CLARKSVILLE TN 37043 931 436 7385	322 MAIN STREET CLARKSVILLE TN 37040 931 221 8910
44. MICHELLE W TRAYLOR	303 BELLSHIRE DRIVE CLARKSVILLE TN 37043 931 648 1686	1020 PROGRESS DRIVE CLARKSVILLE TN 37040 931 552 2129
45. ANN S TROST	830 STAFFORD STREET CLARKSVILLE TN 37040 931 561 1800	331 FRANKLIN STREET STE 1 CLARKSVILLE TN 37040 931 647 1299
46. BONNIE J TUCKER	679 GREEN LANE CUMBERLAND FURNACE TN 37051 931 387 4086	1408 NEW ASHLAND CITY RD CLARKSVILLE TN 37040 931 648 4411
47. GRACE L WHITE	433 CRANKLEN CIRCLE CLARKSVILLE TN 37042 931 802 3079	218 S. THIRD ST STE D CLARKSVILLE TN 37040 931 645 9478
48. MARVIN LEE WILSON	PO BOX 726 EDDYVILLE KY 42038 271 388 9493	98 FRANKLIN ST CLARKSVILLE TN 37040 931 647 9976





County Clerk's Report

On Motion to Adopt by Commissioner Creek, seconded by  
Commissioner Brockman, the foregoing County Clerk's Report was

Approved by the following roll call vote:

Jerry Allbert	Y	John M. Gannon	Y	Keith Politi	Y
Ed Baggett	Y	Robert Gibbs	Y	Mark Riggins	Y
Mark Banasiak	Y	Dalton Harrison	Y	Nick Robards	Y
Martha Brockman	Y	Charles Keene	Y	Ron J. Sokol	A
Loretta Bryant	Y	Lettie Kendall	Y	Tommy Vallejos	Y
Joe L. Creek	Y	Robert Lewis	Y		
Glen Demorest	Y	Robert Nichols	Y		

Ayes - 18 Abstentions - 1 Noes - 0

ABSENT: Jeremy Bowles and John M. Genis (2)

RECEIVED APR 02 2013



**Montgomery County Government**

**Building and Codes Department**

350 Pageant Lane Suite 309  
Clarksville, TN 37040

Phone  
931-648-5718

Fax  
931-553-5121

**Memorandum**

**TO:** Carolyn Bowers, County Mayor  
**FROM:** Rod Streeter, Building Commissioner *RS*  
**DATE:** April 1, 2013  
**SUBJ:** MARCH 2013 ADEQUATE FACILITIES TAX REPORT

The total number of receipts issued in March 2013 is as follows: City 84 and County 51 for a total of 135.

There were 125 receipts issued on single-family dwellings, 9 receipts issued on multi-family dwellings with a total of 82 units, 0 receipts issued on condominiums with a total of 0 units, 0 receipts issued on townhouses. There was 1 exemption receipts issued.

The total taxes received for March 2013 was \$82,593.00

The total refunds issued for March 2013 was \$0.00.

Total Adequate Facilities Tax Revenue for March 2013 was \$82,593.00

**FISCAL YEAR 2012/2013 TOTALS TO DATE:**

TOTAL NUMBER OF Adequate Facilities Tax Receipts Issued:	City:	631
	County:	315
	Total:	946
TOTAL REFUNDS:		\$0.00
TOTAL TAXES RECEIVED:		\$507,528.00

<u>NUMBER OF LOTS AND DWELLINGS ISSUED</u>	<u>CITY</u>	<u>COUNTY</u>	<u>TOTAL</u>
LOTS 5 ACRES OR MORE:	2	20	22
SINGLE-FAMILY DWELLINGS:	566	290	856
MULTI-FAMILY DWELLINGS (41 Receipts):	356	0	356
CONDOMINIUMS: (22 Receipts)	22	0	22
TOWNHOUSES:	0	0	0
EXEMPTIONS: (2 Receipts)	4	8	12
REFUNDS ISSUED: (0 Receipts)	(0)	(0)	(0)

RS/bl

cc: Erinne Hester, Director of Accounts and Budgets  
Kellie Jackson, County Clerk



**Montgomery County Government**


**Building and Codes Department**

350 Pageant Lane Suite 309  
Clarksville, TN 37040

Phone  
931-648-5718

Fax  
931-553-5121

**Memorandum**

**TO:** Carolyn Bowers, County Mayor  
**FROM:** Rod Streeter, Building Commissioner   
**DATE:** April 1, 2013  
**SUBJ:** MARCH 2013 PERMIT REVENUE REPORT

---

The number of permits issued in March 2013 is as follows: Building Permits 92, Grading Permits 0, and Plumbing Permits 10 for a total of 102 permits.

The total cost of construction was \$10,809,608.00. The revenue is as follows: Building Permits \$50,044.30, Grading Permits \$0.00, Plumbing Permits \$1,000.00, Plans Review \$0.00, BZA \$0.00, Re-Inspections \$200.00, Pre-Inspection \$0.00, Safety Inspection \$0.00, and Miscellaneous Fees \$0.00 the total revenue received in March 2013 was \$51,244.30.

**FISCAL YEAR 2012/2013 TOTALS TO DATE:**

NUMBER OF SINGLE FAMILY PERMITS:	301
COST OF CONSTRUCTION:	\$68,155,868.00
NUMBER OF BUILDING PERMITS:	578
NUMBER OF PLUMBING PERMITS:	99
NUMBER OF GRADING PERMITS:	11
BUILDING PERMITS REVENUE:	\$310,887.00
PLUMBING PERMIT REVENUE:	\$9,900.00
GRADING PERMIT REVENUE:	\$5,540.00
RENEWAL FEES:	\$653.00
PLANS REVIEW FEES:	\$21,287.75
BZA FEES:	\$4,250.00
RE-INSPECTION FEES:	\$1,550.00
PRE-INSPECTION FEES:	\$50.00
SAFETY INSPECTION FEES:	\$0.00
MISCELLANEOUS FEES:	\$0.00
SWBA	\$0.00
<b>TOTAL REVENUE:</b>	<b>\$355,989.75</b>

**MARCH 2013 GROUND WATER PROTECTION**

The number of septic applications received for March 2013 was 13 with total revenue received for the county was \$0.00 (State received \$7,720.00).

The agreement of 8% of total collected monthly beginning on December 1, 2011-December 30, 2012 was agreed upon between the County and State instead of collecting county fees per job.

The number of Septic Tank Disclosure requests for March 2013. **\*\*Effective December 16, 2008 Ground Water Protection no longer provides this service.\*\***

**FISCAL YEAR 2012/2013 TOTALS TO DATE:**

NUMBER OF GROUND WATER APPLICATIONS (SEPTIC)	142
NUMBER OF SEPTIC TANK DISCLOSURE REQUEST	0
GROUND WATER PROTECTION (STATE: \$104,100.00)	\$0.00
 TOTAL REVENUE:	 \$355,989.75

RS/bl

cc: Erinne Hester, Director of Accounts and Budgets  
Kellie Jackson, County Clerk

MONTGOMERY COUNTY

2013 COUNTY ROAD LIST

JANUARY 1, 2013 THRU MARCH 31, 2013

Zone 2

ROAD NAME	ROAD CLASS	ROAD LENGTH	DATE APPROVED	REASON FOR CHANGE
Lone Oak Rd.	Hot Mix	.10	04/01/13	Correction on Rd. List/Lone Oak Rd. is in zone 2, but has been listed in zone 3.

Zone 4

MONTGOMERY COUNTY

2013 COUNTY ROAD LIST

JANUARY 1, 2013 THRU MARCH 31, 2013

ROAD NAME	ROAD CLASS	ROAD LENGTH	DATE APPROVED	REASON FOR CHANGE
Harper Rd.	Hot Mix	1.33	04/01/13	Annexed back to the Highway Dept. from City/Change 1.21 mi. to 1.33 mi.
Rosson Road	Hot Mix	2.93	04/01/13	Overlay 2 mi. with hot mix.
Shady Grove Rd.	Hot Mix	5.81	04/01/13	Overlay 2.61 mi. with hot mix.
Trough Springs Road	Hot Mix	6.08	04/01/13	Overlay 2.67 mi. with hot mix.
Walter Road	Hot Mix	.55	04/01/13	Overlay .04 mi. turnaround Hot mix

MONTGOMERY COUNTY

2013 COUNTY ROAD LIST

ZONE 5

APRIL 1, 2013 THRU JUNE 30, 2013

ROAD NAME	ROAD CLASS	ROAD LENGTH	DATE APPROVED	REASON FOR CHANGE
Kirkpatrick Ct.	Hot Mix	.08	04/01/13	Correction on spelling/Change Kirpatrick to Kirkpatrick.



MONTGOMERY COUNTY

2013 COUNTY ROAD LIST

ZONE ?

APRIL 1, 2013 THRU JUNE 30, 2013

ROAD NAME	ROAD CLASS	ROAD LENGTH	DATE APPROVED	REASON FOR CHANGE
Hilltop View Road	Hot Mix	.		Correction on Rd. Length/ Change .23 mi. to .19 mi.
Jarman Hollow Road	Hot Mix	.		Overlay 2 mi. with hot mix.

RESPECTFULLY SUBMITTED,

*Mike Frost*

MIKE FROST, HIGHWAY SUPERVISOR

*Milan Lewis*

MILAN LEWIS, COMMISSIONER

*Ed Groves*

ED GROVES, COMMISSIONER

*4-1-2013*

DATE

Highway Department – 2013 County Road List

On Motion to Adopt by Commissioner Brockman, seconded by  
Commissioner Keene, the foregoing Highway Department County Road List  
was Approved by the following roll call vote:

Jerry Allbert	Y	John M. Gannon	Y	Keith Politi	Y
Ed Baggett	Y	Robert Gibbs	Y	Mark Riggins	Y
Mark Banasiak	Y	Dalton Harrison	Y	Nick Robards	Y
Martha Brockman	Y	Charles Keene	Y	Ron J. Sokol	Y
Loretta Bryant	Y	Lettie Kendall	Y	Tommy Vallejos	Y
Joe L. Creek	Y	Robert Lewis	Y		
Glen Demorest	Y	Robert Nichols	Y		

Ayes - 19   Abstentions - 0   Noes - 0

ABSENT: Jeremy Bowles and John M. Genis (2)

04/08/2013 11:10  
mlopez

MONTGOMERY COUNTY GOVERNMENT, TN  
YEAR-TO-DATE BUDGET REPORT

PG 1  
glytdbud

FOR 2013 09

	ORIGINAL ESTIM REV	ESTIM REV ADJSTMTS	REVISED EST REV	ACTUAL YTD REVENUE	REMAINING REVENUE	PCT COLL
101 COUNTY GENERAL						
40110 CURRENT PROPERTY TAX	-28,830,000	0	-28,830,000	-26,425,312.58	-2,404,687.42	91.7%
40120 TRUSTEE'S COLLECTIONS - PYR	-900,000	0	-900,000	-688,086.68	-211,913.32	76.5%
40140 INTEREST & PENALTY	-200,000	0	-200,000	-134,429.37	-65,570.63	67.2%
40161 PMTS IN LIEU OF TAXES - T.V.A	-2,500	0	-2,500	-762.74	-1,737.26	30.5%
40162 PMTS IN LIEU OF TAXES -UTILIT	-925,000	0	-925,000	-642,880.02	-282,119.98	69.5%
40163 PMTS IN LIEU OF TAXES - OTHER	-442,700	0	-442,700	-516,929.43	74,229.43	116.8%
40220 HOTEL/MOTEL TAX	-1,750,000	0	-1,750,000	-1,001,475.61	-748,524.39	57.2%
40250 LITIGATION TAX - GENERAL	-411,000	0	-411,000	-265,229.03	-145,770.97	64.5%
40260 LITIGATION TAX-SPECIAL PURPOS	-60,000	0	-60,000	-48,575.89	-11,424.11	81.0%
40270 BUSINESS TAX	-950,000	0	-950,000	-561,845.16	-388,154.84	59.1%
40320 BANK EXCISE TAX	-65,000	0	-65,000	-240,710.86	175,710.86	370.3%
40330 WHOLESALE BEER TAX	-420,000	0	-420,000	-293,851.86	-126,148.14	70.0%
40350 INTERSTATE TELECOMMUNICATIONS	-2,600	0	-2,600	-2,075.90	-524.10	79.8%
41120 ANIMAL REGISTRATION	-22,800	0	-22,800	-19,384.00	-3,416.00	85.0%
41130 ANIMAL VACCINATION	-4,000	0	-4,000	-4,125.00	125.00	103.1%
41140 CABLE TV FRANCHISE	-200,000	0	-200,000	-107,626.79	-92,373.21	53.8%
41520 BUILDING PERMITS	-420,000	0	-420,000	-307,955.00	-112,045.00	73.3%
41540 PLUMBING PERMITS	-10,000	0	-10,000	-10,000.00	.00	100.0%
41590 OTHER PERMITS	-169,340	0	-169,340	-47,569.75	-121,770.25	28.1%
42110 FINES	-3,200	0	-3,200	-10,390.62	7,190.62	324.7%
42120 OFFICERS COSTS	-41,000	0	-41,000	-21,300.73	-19,699.27	52.0%
42141 DRUG COURT FEES	-4,000	0	-4,000	-1,791.58	-2,208.42	44.8%
42150 JAIL FEES CIRCUIT COURT	-26,000	0	-26,000	-20,185.61	-5,814.39	77.6%
42190 DATA ENTRY FEES -CIRCUIT COUR	-14,400	0	-14,400	-6,861.55	-7,538.45	47.6%
42191 COURTROOM SECURITY - CIRCUIT	-9,000	0	-9,000	-6,364.21	-2,635.79	70.7%
42192 CIRCUIT COURT VICTIMS ASSESS	-29,200	23,100	-6,100	-3,665.92	-2,434.08	60.1%
42310 FINES	-136,000	0	-136,000	-84,957.74	-51,042.26	62.5%
42311 FINES - LITTERING	-500	0	-500	-546.25	46.25	109.3%
42320 OFFICERS COSTS	-183,000	0	-183,000	-132,910.70	-50,089.30	72.6%
42330 GAME & FISH FINES	-1,000	0	-1,000	-123.99	-876.01	12.4%
42341 DRUG COURT FEES	-15,000	0	-15,000	-14,435.34	-564.66	96.2%
42350 JAIL FEES GENERAL SESSIONS	-220,000	0	-220,000	-198,854.61	-21,145.39	90.4%
42380 DUI TREATMENT FINES	-30,000	0	-30,000	-20,478.26	-9,521.74	68.3%
42390 DATA ENTRY FEE-GENERAL SESS	-52,000	0	-52,000	-29,400.27	-22,599.73	56.5%
42392 GEN SESSIONS VICTIM ASSESSMNT	-63,000	0	-63,000	-45,523.37	-17,476.63	72.3%
42410 FINES	-2,000	0	-2,000	-1,826.02	-173.98	91.3%
42420 OFFICERS COSTS	-5,000	0	-5,000	-2,697.04	-2,302.96	53.9%
42450 JAIL FEES	-60,000	0	-60,000	-21,211.46	-38,788.54	35.4%
42460 DISTRICT ATTORNEY GENERAL FEE	-1,000	0	-1,000	.00	-1,000.00	.0%
42490 DATA ENTRY FEE-JUVENILE COURT	-9,000	0	-9,000	-4,475.62	-4,524.38	49.7%

04/08/2013 11:10  
 mlopez

**MONTGOMERY COUNTY GOVERNMENT, TN**  
**YEAR-TO-DATE BUDGET REPORT**

 PG 2  
 glytdbud

FOR 2013 09

	ORIGINAL ESTIM REV	ESTIM REV ADJSTMTS	REVISED EST REV	ACTUAL YTD REVENUE	REMAINING REVENUE	PCT COLL
42520 OFFICERS COSTS	-26,000	0	-26,000	-20,727.70	-5,272.30	79.7%
42530 DATA ENTRY FEE -CHANCERY COUR	-2,000	0	-2,000	-3,082.00	1,082.00	154.1%
42610 FINES	-2,500	0	-2,500	-2,151.77	-348.23	86.1%
42641 DRUG COURT FEES	-20,000	0	-20,000	-20,156.00	156.00	100.8%
42660 DISTRICT ATTORNEY GENERAL FEE	-23,500	23,500	0	.00	.00	.0%
42900 OTHER FINES/FORFEITURE/PENALT	-600	0	-600	-246.00	-354.00	41.0%
42990 OTHER FINES/FORFEITS/PENALTIE	0	-2,419	-2,419	-6,640.98	4,221.98	274.5%
43120 PATIENT CHARGES	-4,800,000	0	-4,800,000	-3,221,642.36	-1,578,357.64	67.1%
43140 ZONING STUDIES	-2,000	0	-2,000	-4,250.00	2,250.00	212.5%
43190 OTHER GENERAL SERVICE CHARGES	-45,000	0	-45,000	-32,963.00	-12,037.00	73.3%
43340 RECREATION FEES	-12,000	0	-12,000	-4,177.50	-7,822.50	34.8%
43350 COPY FEES	-6,200	0	-6,200	-6,119.25	-80.75	98.7%
43365 ARCHIVE & RECORD MANAGEMENT	-344,000	0	-344,000	-247,590.05	-96,409.95	72.0%
43370 TELEPHONE COMMISSIONS	-105,000	0	-105,000	-72,879.87	-32,120.13	69.4%
43380 VENDING MACHINE COLLECTIONS	-55,000	0	-55,000	-47,094.46	-7,905.54	85.6%
43392 DATA PROCESSING FEES -REGISTE	-75,000	0	-75,000	-53,332.00	-21,668.00	71.1%
43393 PROBATION FEES	-12,000	0	-12,000	-9,016.00	-2,984.00	75.1%
43394 DATA PROCESSING FEES - SHERIF	-33,000	0	-33,000	-21,362.92	-11,637.08	64.7%
43395 SEXUAL OFFENDER FEE - SHERIFF	-13,000	0	-13,000	-5,253.32	-7,746.68	40.4%
43396 DATA PROCESSING FEE-COUNTY CL	13,200	0	13,200	-9,408.00	22,608.00	-71.3%
43990 OTHER CHARGES FOR SERVICES	-86	-963	-1,049	-3,170.18	2,121.18	302.2%
44110 INTEREST EARNED	-600,000	0	-600,000	-301,986.18	-298,013.82	50.3%
44120 LEASE/RENTALS	-643,512	0	-643,512	-452,536.00	-190,976.00	70.3%
44140 SALE OF MAPS	-1,000	0	-1,000	-870.30	-129.70	87.0%
44170 MISCELLANEOUS REFUNDS	-174,776	-1,500	-176,276	-107,897.54	-68,378.46	61.2%
44530 SALE OF EQUIPMENT	0	-3,225	-3,225	-4,428.51	1,203.51	137.3%
44570 CONTRIBUTIONS & GIFTS	-9,688	0	-9,688	-9,200.00	-488.00	95.0%
44990 OTHER LOCAL REVENUES	-667,500	-355	-667,855	-508,762.43	-159,092.57	76.2%
45510 COUNTY CLERK	-1,500,000	0	-1,500,000	-953,652.25	-546,347.75	63.6%
45520 CIRCUIT COURT CLERK	-882,000	0	-882,000	-519,737.26	-362,262.74	58.9%
45540 GENERAL SESSIONS COURT CLERK	-1,353,000	0	-1,353,000	-903,833.57	-449,166.43	66.8%
45550 CLERK & MASTER	-340,000	0	-340,000	-253,746.18	-86,253.82	74.6%
45560 JUVENILE COURT CLERK	-95,000	0	-95,000	-139,292.63	44,292.63	146.6%
45580 REGISTER	-1,000,000	0	-1,000,000	-810,599.64	-189,400.36	81.1%
45590 SHERIFF	-28,000	0	-28,000	-21,653.75	-6,346.25	77.3%
45610 TRUSTEE	-2,850,000	0	-2,850,000	-2,579,947.57	-270,052.43	90.5%
46110 JUVENILE SERVICES PROGRAM	-85,000	-503,011	-588,011	-393,780.89	-194,230.11	67.0%
46210 LAW ENFORCEMENT TRAINING PROG	-48,000	0	-48,000	-45,000.00	-3,000.00	93.8%
46430 LITTER PROGRAM	0	-82,700	-82,700	-61,618.33	-21,081.67	74.5%
46810 FLOOD CONTROL	-330	0	-330	-57.47	272.53	17.4%
46830 BEER TAX	-17,500	0	-17,500	-9,799.58	-7,700.42	56.0%
46840 ALCOHOLIC BEVERAGE TAX	-175,000	0	-175,000	-160,672.27	-14,327.73	91.8%
46851 STATE REVENUE SHARING - T.V.A	-1,400,000	0	-1,400,000	-821,182.58	-578,817.42	58.7%
46880 BOARD OF JURORS	-5,000	0	-5,000	.00	-5,000.00	.0%

04/08/2013 11:10  
mlopez

MONTGOMERY COUNTY GOVERNMENT, TN  
YEAR-TO-DATE BUDGET REPORT

PG 3  
glytbdud

FOR 2013 09

	ORIGINAL ESTIM REV	ESTIM REV ADJSTMTS	REVISED EST REV	ACTUAL YTD REVENUE	REMAINING REVENUE	PCT COLL
46890 PRISONER TRANSPORTATION	-14,000	0	-14,000	-20,426.73	6,426.73	145.9%
46915 CONTRACTED PRISONER BOARDING	-1,022,000	0	-1,022,000	-1,722,646.00	700,646.00	168.6%
46960 REGISTRAR'S SALARY SUPPLEMENT	-15,164	0	-15,164	-3,791.00	-11,373.00	25.0%
46980 OTHER STATE GRANTS	-2,777,545	-150,875	-2,928,420	-1,406,424.98	-1,521,995.02	48.0%
46990 OTHER STATE REVENUES	-10,800	0	-10,800	-18,103.60	7,303.60	167.6%
47114 USDA - OTHER	0	-9,000	-9,000	.00	-9,000.00	.0%
47220 CIVIL DEFENSE REIMBURSEMENT	-68,000	68,000	0	.00	.00	.0%
47235 HOMELAND SECURITY GRANTS	-431,912	-442,218	-874,130	-130,618.40	-743,512.04	14.9%
47250 LAW ENFORCEMENT GRANTS	-3,374	3,374	0	.00	.00	.0%
47590 OTHER FEDERAL THROUGH STATE	0	-182,187	-182,187	-38,693.26	-143,493.50	21.2%
47700 ASSET FORFEITURE FUNDS	0	-8,000	-8,000	-8,000.00	.00	100.0%
47990 OTHER DIRECT FEDERAL REVENUE	-68,813	1,714	-67,099	-47,177.00	-19,922.00	70.3%
48110 PRISONER BOARD	0	0	0	-22,578.88	22,578.88	100.0%
48130 CONTRIBUTIONS	-163,337	0	-163,337	-155,108.17	-8,228.83	95.0%
48610 DONATIONS	-33,170	-1,610	-34,780	-45,665.92	10,885.92	131.3%
49700 INSURANCE RECOVERY	0	-1,908	-1,908	-6,277.23	4,369.23	329.0%
49800 OPERATING TRANSFERS	-411,625	-171,839	-583,464	.00	-583,464.00	.0%
TOTAL COUNTY GENERAL	-59,147,972	-1,442,122	-60,590,094	-48,423,856.02	-12,166,238.18	79.9%

131 GENERAL ROADS

40110 CURRENT PROPERTY TAX	-3,648,000	0	-3,648,000	-3,409,717.76	-238,282.24	93.5%
40120 TRUSTEE'S COLLECTIONS - PYR	-108,000	0	-108,000	-88,785.38	-19,214.62	82.2%
40140 INTEREST & PENALTY	-25,000	0	-25,000	-17,345.72	-7,654.28	69.4%
40270 BUSINESS TAX	-50,000	0	-50,000	-48,434.93	-1,565.07	96.9%
40280 MINERAL SEVERANCE TAX	-362,349	0	-362,349	-117,009.16	-245,339.84	32.3%
40320 BANK EXCISE TAX	-17,000	0	-17,000	.00	-17,000.00	.0%
43380 VENDING MACHINE COLLECTIONS	-100	0	-100	-131.29	31.29	131.3%
44135 SALE OF GASOLINE	-50,000	0	-50,000	-36,144.17	-13,855.83	72.3%
44170 MISCELLANEOUS REFUNDS	-30,000	0	-30,000	-5,993.83	-24,006.17	20.0%
46410 BRIDGE PROGRAM	-316,591	0	-316,591	-177,543.87	-139,047.13	56.1%
46420 STATE AID PROGRAM	-488,083	0	-488,083	-326,643.28	-161,439.72	66.9%
46920 GASOLINE & MOTOR FUEL TAX	-2,770,072	0	-2,770,072	-1,890,872.65	-879,199.35	68.3%
46930 PETROLEUM SPECIAL TAX	-108,233	0	-108,233	-82,896.32	-25,336.68	76.6%
48120 PAVING & MAINTENANCE	-100,000	0	-100,000	.00	-100,000.00	.0%
49700 INSURANCE RECOVERY	0	0	0	-4,687.64	4,687.64	100.0%
49800 OPERATING TRANSFERS	-368,400	0	-368,400	.00	-368,400.00	.0%
TOTAL GENERAL ROADS	-8,441,828	0	-8,441,828	-6,206,206.00	-2,235,622.00	73.5%

151 DEBT SERVICE

04/08/2013 11:10  
mlopez

MONTGOMERY COUNTY GOVERNMENT, TN  
YEAR-TO-DATE BUDGET REPORT

PG 4  
glytdbud

FOR 2013 09

	ORIGINAL ESTIM REV	ESTIM REV ADJSTMTS	REVISED EST REV	ACTUAL YTD REVENUE	REMAINING REVENUE	PCT COLL
40110 CURRENT PROPERTY TAX	-31,806,000	0	-31,806,000	-29,153,086.78	-2,652,913.22	91.7%
40120 TRUSTEE'S COLLECTIONS - PYR	-750,000	0	-750,000	-759,114.99	9,114.99	101.2%
40140 INTEREST & PENALTY	-200,000	0	-200,000	-148,305.94	-51,694.06	74.2%
40210 LOCAL OPTION SALES TAX	-3,000,000	0	-3,000,000	-2,365,911.69	-634,088.31	78.9%
40250 LITIGATION TAX - GENERAL	-250,000	0	-250,000	-228,381.96	-21,618.04	91.4%
40266 LITIGATION TAX-JAIL/WH/CH	-300,000	0	-300,000	-249,072.50	-50,927.50	83.0%
40270 BUSINESS TAX	-75,000	0	-75,000	-48,434.93	-26,565.07	64.6%
40285 ADEQUATE FACILITIES TAX	-920,000	0	-920,000	-977,151.00	57,151.00	106.2%
40320 BANK EXCISE TAX	-40,000	0	-40,000	.00	-40,000.00	.0%
44110 INTEREST EARNED	-100,000	0	-100,000	-188,199.98	88,199.98	188.2%
44540 SALE OF PROPERTY	0	0	0	-23,332.08	23,332.08	100.0%
44570 CONTRIBUTIONS & GIFTS	-785,000	0	-785,000	-785,714.29	714.29	100.1%
44990 OTHER LOCAL REVENUES	-499,339	0	-499,339	.00	-499,339.00	.0%
47715 TAX CREDIT BOND REBATE	-97,015	0	-97,015	-97,015.62	.62	100.0%
49800 OPERATING TRANSFERS	-154,769	0	-154,769	-84,756.94	-70,012.06	54.8%
TOTAL DEBT SERVICE	-38,977,123	0	-38,977,123	-35,108,478.70	-3,868,644.30	90.1%

171 CAPITAL PROJECTS

40110 CURRENT PROPERTY TAX	-1,147,000	0	-1,147,000	-1,051,329.63	-95,670.37	91.7%
40120 TRUSTEE'S COLLECTIONS - PYR	-45,000	0	-45,000	-27,375.52	-17,624.48	60.8%
40140 INTEREST & PENALTY	-10,500	0	-10,500	-5,348.26	-5,151.74	50.9%
40320 BANK EXCISE TAX	-1,800	0	-1,800	.00	-1,800.00	.0%
44110 INTEREST EARNED	0	0	0	-4,009.27	4,009.27	100.0%
44530 SALE OF EQUIPMENT	0	0	0	-35,120.10	35,120.10	100.0%
46190 OTHER GENERAL GOVERNMENT GRAN	0	-500,000	-500,000	-53,250.00	-446,750.00	10.7%
47590 OTHER FEDERAL THROUGH STATE	0	-1,089,641	-1,089,641	-2,308.75	-1,087,332.25	.2%
48130 CONTRIBUTIONS	0	0	0	-421,842.53	421,842.53	100.0%
48610 DONATIONS	0	-16,150	-16,150	-16,300.00	150.00	100.9%
49100 BOND PROCEEDS	-3,920,000	-10,099,000	-14,019,000	-10,099,000.00	-3,920,000.00	72.0%
49400 PROCEEDS OF REFUNDING BONDS	0	-17,941,000	-17,941,000	-17,941,000.00	.00	100.0%
49410 PREMIUM ON DEBT SOLD	0	-2,447,452	-2,447,452	-2,447,451.05	-.95	100.0%
49700 INSURANCE RECOVERY	0	0	0	-8,169.00	8,169.00	100.0%
49800 OPERATING TRANSFERS	-701,952	-35,150	-737,102	-66,000.00	-671,101.52	9.0%
TOTAL CAPITAL PROJECTS	-5,826,252	-32,128,393	-37,954,645	-32,178,504.11	-5,776,140.41	84.8%

266 WORKER'S COMPENSATION

04/08/2013 11:10  
 mlopez

MONTGOMERY COUNTY GOVERNMENT, TN  
 YEAR-TO-DATE BUDGET REPORT

PG 5  
 glytdbud

FOR 2013 09

	ORIGINAL ESTIM REV	ESTIM REV ADJSTMTS	REVISED EST REV	ACTUAL YTD REVENUE	REMAINING REVENUE	PCT COLL
44110 INTEREST EARNED	0	0	0	-1,167.72	1,167.72	100.0%
44170 MISCELLANEOUS REFUNDS	0	0	0	-1,360.00	1,360.00	100.0%
TOTAL WORKER'S COMPENSATION	0	0	0	-2,527.72	2,527.72	100.0%
GRAND TOTAL	-112,393,175	-33,570,515	-145,963,690	-121,919,572.55	-24,044,117.17	83.5%

\*\* END OF REPORT - Generated by Mariel Lopez-Gonzalez \*\*



04/08/2013 11:13  
mlopez

MONTGOMERY COUNTY GOVERNMENT, TN  
YEAR-TO-DATE BUDGET REPORT

PG 1  
glytdbud

FOR 2013 09

	ORIGINAL APPROP	TRANFRS/ ADJSTMTS	REVISED BUDGET	YTD EXPENDED	ENC/REQ	AVAILABLE BUDGET	PCT USED
101 COUNTY GENERAL							
51100 COUNTY COMMISSION	217,656	4,165	221,821	115,991.36	3,115.06	102,714.58	53.7%
51210 BOARD OF EQUALIZATION	2,688	0	2,688	.00	.00	2,688.00	.0%
51220 BEER BOARD	1,615	0	1,615	1,233.61	.00	381.39	76.4%
51240 OTHER BOARDS & COMMITTEES	3,121	0	3,121	1,722.53	.00	1,398.47	55.2%
51300 COUNTY MAYOR	434,482	4,313	438,795	318,439.90	3,591.37	116,763.62	73.4%
51310 HUMAN RESOURCES	321,882	959	322,841	195,197.25	3,070.01	124,573.74	61.4%
51400 COUNTY ATTORNEY	24,000	35,000	59,000	33,601.85	.00	25,398.15	57.0%
51500 ELECTION COMMISSION	661,810	22,984	684,794	485,682.67	12,464.28	186,647.05	72.7%
51600 REGISTER OF DEEDS	504,214	9,765	513,979	377,083.52	10,817.51	126,077.97	75.5%
51720 PLANNING	311,112	0	311,112	233,334.00	.00	77,778.00	75.0%
51730 BUILDING	107,318	911	108,229	81,276.78	602.17	26,350.05	75.7%
51750 CODES COMPLIANCE	622,142	26,899	649,041	450,027.61	6,171.17	192,842.22	70.3%
51760 GEOGRAPHICAL INFO SYSTEMS	164,005	22,716	186,721	25,795.00	12,897.50	148,028.50	20.7%
51800 COUNTY BUILDINGS	1,663,547	30,121	1,693,668	1,139,685.25	44,058.94	509,923.81	69.9%
51810 COURTS COMPLEX	1,109,347	58,351	1,167,698	763,769.90	62,793.18	341,134.92	70.8%
51900 OTHER GENERAL ADMINISTRATION	744,499	-64,813	679,686	438,922.37	.00	240,763.63	64.6%
51910 ARCHIVES	121,701	6,799	128,500	87,951.99	502.60	40,045.41	68.8%
52100 ACCOUNTS & BUDGETS	529,220	11,241	540,461	349,465.95	3,559.87	187,435.18	65.3%
52200 PURCHASING	279,623	6,938	286,561	204,027.62	2,038.05	80,495.33	71.9%
52300 PROPERTY ASSESSOR'S OFFICE	1,040,647	9,481	1,050,128	677,437.51	2,349.49	370,341.00	64.7%
52400 COUNTY TRUSTEES OFFICE	518,847	27,190	546,037	407,076.78	585.00	138,375.22	74.7%
52500 COUNTY CLERK'S OFFICE	1,878,165	165,346	2,043,511	1,266,356.06	52,252.63	724,902.31	64.5%
52600 INFORMATION SYSTEMS	1,316,688	135,750	1,452,438	1,007,324.97	22,955.72	422,157.02	70.9%
52900 OTHER FINANCE	50,550	0	50,550	18,616.73	.00	31,933.27	36.8%
53100 CIRCUIT COURT	2,043,537	92,154	2,135,691	1,402,860.41	26,629.72	706,200.87	66.9%
53300 GENERAL SESSIONS COURT	649,684	3,463	653,147	478,378.80	.00	174,768.20	73.2%
53330 DRUG COURT	50,000	0	50,000	35,577.29	4,760.00	9,662.71	80.7%
53400 CHANCERY COURT	489,198	20,733	509,931	361,106.81	626.34	148,197.85	70.9%
53500 JUVENILE COURT	966,060	15,640	981,700	581,648.39	17,251.98	382,799.63	61.0%
53520 JUVENILE COURT CLERK	469,405	-15,094	454,311	269,303.54	22,598.25	162,409.21	64.3%
53600 DISTRICT ATTORNEY GENERAL	116,756	26,804	143,560	134,066.92	2,810.05	6,683.03	95.3%
53610 OFFICE OF PUBLIC DEFENDER	7,725	0	7,725	6,090.33	.00	1,634.67	78.8%
53700 JUDICIAL COMMISSIONERS	266,134	6,872	273,006	164,706.88	875.00	107,424.12	60.7%
53900 OTHER ADMINISTRATION/ JUSTICE	89,726	422,776	512,502	342,349.60	.00	170,152.40	66.8%
53910 ADULT PROBATION SERVICES	878,565	23,492	902,057	487,749.35	45,231.50	369,076.15	59.1%
54110 SHERIFF'S DEPARTMENT	7,546,343	317,254	7,863,597	5,435,091.25	70,613.35	2,357,892.42	70.0%
54120 SPECIAL PATROLS	1,638,522	307,368	1,945,890	1,065,301.48	46,390.17	834,198.72	57.1%
54160 SEXUAL OFFENDER REGISTRY	13,340	900	14,240	7,002.69	1,499.00	5,738.31	59.7%
54210 JAIL	11,509,772	306,604	11,816,376	8,346,088.43	573,108.18	2,897,179.39	75.5%
54220 WORKHOUSE	1,682,299	27,748	1,710,047	1,187,972.10	138,454.40	383,620.50	77.6%

04/08/2013 11:13  
mlopez

MONTGOMERY COUNTY GOVERNMENT, TN  
YEAR-TO-DATE BUDGET REPORT

PG 2  
glytbdud

FOR 2013 09

	ORIGINAL APPROP	TRANFRS/ ADJSTMTS	REVISED BUDGET	YTD EXPENDED	ENC/REQ	AVAILABLE BUDGET	PCT USED
54230 COMMUNITY CORRECTIONS	478,406	7,967	486,373	327,412.39	11,753.09	147,207.52	69.7%
54240 JUVENILE SERVICES	134,097	75,017	209,114	140,104.48	1,692.99	67,316.53	67.8%
54310 FIRE PREVENTION & CONTROL	220,948	0	220,948	113,274.94	4,437.75	103,235.31	53.3%
54410 EMERGENCY MANAGEMENT	406,834	2,866	409,700	240,787.51	1,006.80	167,905.69	59.0%
54490 OTHER EMERGENCY MANAGEMENT	431,912	372,868	804,780	125,649.13	171,021.36	508,109.95	36.9%
54610 COUNTY CORONER / MED EXAMINER	215,500	0	215,500	149,030.00	4,110.00	62,360.00	71.1%
55110 HEALTH DEPARTMENT	195,865	1,484	197,349	152,307.51	2,421.32	42,620.17	78.4%
55120 RABIES & ANIMAL CONTROL	553,645	81,595	635,240	465,454.48	14,226.78	155,558.74	75.5%
55130 AMBULANCE SERVICE	8,148,101	249,807	8,397,908	5,602,727.50	157,790.24	2,637,390.26	68.6%
55190 OTHER LOCAL HLTH SRVCS (WIC)	2,238,600	168,600	2,407,200	1,435,073.73	527.00	971,599.27	59.6%
55310 REGIONAL MENTAL HEALTH CENTER	7,000	0	7,000	7,000.00	.00	.00	100.0%
55390 APPROPRIATION TO STATE	183,912	27,540	211,452	143,226.00	.00	68,226.00	67.7%
55590 OTHER LOCAL WELFARE SERVICES	32,825	0	32,825	32,566.13	150.00	108.87	99.7%
55900 OTHER PUBLIC HEALTH & WELFARE	15,000	0	15,000	10,600.00	.00	4,400.00	70.7%
56500 LIBRARIES	1,630,891	102,071	1,732,962	1,732,962.00	.00	.00	100.0%
56700 PARKS & FAIR BOARDS	437,822	8,071	445,893	253,220.50	3,356.09	189,316.41	57.5%
56900 OTHER SOCIAL, CULTURAL & REC	9,688	0	9,688	6,736.20	.00	2,951.80	69.5%
57100 AGRICULTURAL EXTENSION SERVIC	340,977	9,000	349,977	152,050.52	1,511.34	196,415.14	43.9%
57300 FOREST SERVICE	2,000	0	2,000	2,000.00	.00	.00	100.0%
57500 SOIL CONSERVATION	32,591	0	32,591	23,646.51	.00	8,944.49	72.6%
58110 TOURISM	1,504,000	0	1,504,000	793,168.66	.00	710,831.34	52.7%
58120 INDUSTRIAL DEVELOPMENT	600,404	0	600,404	450,302.25	.00	150,101.75	75.0%
58220 AIRPORT	200,919	0	200,919	150,689.25	.00	50,229.75	75.0%
58300 VETERAN'S SERVICES	357,318	40,173	397,491	273,510.67	766.90	123,213.71	69.0%
58400 OTHER CHARGES	1,246,178	0	1,246,178	1,091,291.25	.00	154,886.75	87.6%
58500 CONTRIBUTION TO OTHER AGENCIE	180,500	0	180,500	162,751.73	50.00	17,698.27	90.2%
58600 EMPLOYEE BENEFITS	493,896	0	493,896	302,007.20	.00	191,888.80	61.1%
58900 MISC-CONT RESERVE	18,400	0	18,400	7,632.40	1,592.00	9,175.60	50.1%
64000 LITTER & TRASH COLLECTION	102,410	22,032	124,442	73,731.43	.00	50,710.57	59.2%
TOTAL COUNTY GENERAL	61,466,584	3,239,922	64,706,506	43,406,229.85	1,571,086.15	19,729,189.71	69.5%

131 GENERAL ROADS

00000 NON-DEDICATED ACCOUNT	0	66,000	66,000	66,000.00	.00	.00	100.0%
61000 ADMINISTRATION	393,342	8,036	401,378	295,761.62	2,025.61	103,590.77	74.2%
62000 HIGHWAY & BRIDGE MAINTENANCE	4,365,767	68,946	4,434,713	2,450,040.76	65,236.29	1,919,435.95	56.7%
63100 OPERATION & MAINT OF EQUIPMEN	1,260,916	10,859	1,271,775	804,817.95	89,075.24	377,882.14	70.3%
63600 TRAFFIC CONTROL	473,719	6,039	479,758	215,649.24	23,212.56	240,896.20	49.8%
65000 OTHER CHARGES	404,679	0	404,679	349,563.08	200.00	54,915.92	86.4%
66000 EMPLOYEE BENEFITS	60,000	0	60,000	31,895.84	.00	28,104.16	53.2%
68000 CAPITAL OUTLAY	1,614,426	23,424	1,637,850	595,740.25	66,107.83	976,002.22	40.4%

04/08/2013 11:13  
mlopez

MONTGOMERY COUNTY GOVERNMENT, TN  
YEAR-TO-DATE BUDGET REPORT

PG 3  
glytdbud

FOR 2013 09

	ORIGINAL APPROP	TRANFRS/ ADJSTMTS	REVISED BUDGET	YTD EXPENDED	ENC/REQ	AVAILABLE BUDGET	PCT USED
82220 HIGHWAYS & STREETS	7,000	0	7,000	.00	.00	7,000.00	.0%
TOTAL GENERAL ROADS	8,579,849	183,305	8,763,154	4,809,468.74	245,857.53	3,707,827.36	57.7%
151 DEBT SERVICE							
00000 NON-DEDICATED ACCOUNT	701,952	0	701,952	.00	.00	701,952.00	.0%
82110 PRINCIPAL-GENERAL GOVERNMENT	5,538,359	0	5,538,359	.00	.00	5,538,359.00	.0%
82130 PRINCIPAL-EDUCATION	15,050,255	0	15,050,255	1,309,622.49	.00	13,740,632.51	8.7%
82210 INTEREST-GENERAL GOVERNMENT	4,229,607	0	4,229,607	2,106,218.68	.00	2,123,388.32	49.8%
82230 INTEREST-EDUCATION	10,450,090	0	10,450,090	5,025,155.70	.00	5,424,934.30	48.1%
82310 OTHER DEBT SERV-COUNTY GOVT	236,500	0	236,500	270,638.32	.00	-34,138.32	114.4%
82330 OTHER DEBT SERV.-EDUCATION	627,738	0	627,738	512,621.79	.00	115,116.21	81.7%
TOTAL DEBT SERVICE	36,834,501	0	36,834,501	9,224,256.98	.00	27,610,244.02	25.0%
171 CAPITAL PROJECTS							
00000 NON-DEDICATED ACCOUNT	30,000	18,182,011	18,212,011	18,902,361.25	.00	-690,350.25	103.8%
91110 GENERAL ADMINISTRATION PROJEC	723,204	5,193,903	5,917,107	422,571.81	122,963.89	5,371,571.65	9.2%
91120 ADMIN OF JUSTICE PROJECTS	0	23,844	23,844	.00	.00	23,844.00	.0%
91130 PUBLIC SAFETY PROJECTS	823,683	174,781	998,464	792,227.00	90,236.55	116,000.35	88.4%
91140 PUBLIC HEALTH /WELFARE PROJEC	842,628	1,215,409	2,058,037	700,109.40	534,364.86	823,562.30	60.0%
91150 SOCIAL/CULTURAL/REC PROJECTS	3,303,400	2,400,799	5,704,199	1,232,006.10	327,786.19	4,144,406.41	27.3%
91190 OTHER GENERAL GOVT PROJECTS	85,348	1,634,579	1,719,927	478,354.18	458,572.88	782,999.50	54.5%
91200 HIGHWAY & STREET CAP PROJECTS	0	198,699	198,699	2,529.69	196,169.31	.00	100.0%
91300 EDUCATION CAPITAL PROJECTS	0	0	0	18,012,362.00	.00	-18,012,362.00	100.0%
TOTAL CAPITAL PROJECTS	5,808,263	29,024,024	34,832,287	40,542,521.43	1,730,093.68	-7,440,328.04	121.4%
266 WORKER'S COMPENSATION							
51500 ELECTION COMMISSION	0	0	0	311.09	.00	-311.09	100.0%
51810 COURTS COMPLEX	0	0	0	22,377.08	.00	-22,377.08	100.0%
51920 RISK MANAGEMENT	485,627	3,227	488,854	144,640.10	16,491.80	327,722.10	33.0%
54110 SHERIFF'S DEPARTMENT	0	0	0	33,946.29	.00	-33,946.29	100.0%
54210 JAIL	0	0	0	25,013.75	.00	-25,013.75	100.0%
54220 WORKHOUSE	0	0	0	176.29	.00	-176.29	100.0%

04/08/2013 11:13  
 mlopez

**MONTGOMERY COUNTY GOVERNMENT, TN**  
**YEAR-TO-DATE BUDGET REPORT**

PG 4  
 glytdbud

FOR 2013 09

	ORIGINAL APPROP	TRANFRS/ ADJSTMTS	REVISED BUDGET	YTD EXPENDED	ENC/REQ	AVAILABLE BUDGET	PCT USED
54410 EMERGENCY MANAGEMENT	0	0	0	669.18	.00	-669.18	100.0%
55120 RABIES & ANIMAL CONTROL	0	0	0	811.81	.00	-811.81	100.0%
55130 AMBULANCE SERVICE	0	0	0	48,386.57	.00	-48,386.57	100.0%
55190 OTHER LOCAL HLTH SRVCS (WIC)	0	0	0	1,635.57	.00	-1,635.57	100.0%
55731 WASTE PICKUP	0	0	0	-976.46	.00	976.46	100.0%
55732 CONVENIENCE CENTERS	0	0	0	-267.21	.00	267.21	100.0%
55754 LANDFILL OPERATION/MAINTENANC	0	0	0	3,644.24	.00	-3,644.24	100.0%
56500 LIBRARIES	0	0	0	94.51	.00	-94.51	100.0%
56700 PARKS & FAIR BOARDS	0	0	0	40.00	.00	-40.00	100.0%
62000 HIGHWAY & BRIDGE MAINTENANCE	0	0	0	7,009.98	.00	-7,009.98	100.0%
TOTAL WORKER'S COMPENSATION	485,627	3,227	488,854	287,512.79	16,491.80	184,849.41	62.2%
GRAND TOTAL	113,174,824	32,450,477	145,625,301	98,269,989.79	3,563,529.16	43,791,782.46	69.9%

\*\* END OF REPORT - Generated by Mariel Lopez-Gonzalez \*\*

MONTGOMERY COUNTY TRUSTEE'S OFFICE COMPARISON OF INTEREST REVENUE '98-'99 THROUGH FY '2012-2013 (FISCAL YEAR)																
	<u>1998-1999</u>	<u>1999-2000</u>	<u>2000-2001</u>	<u>2001-2002</u>	<u>2002-2003</u>	<u>2003-2004</u>	<u>2004-2005</u>	<u>2005-2006</u>	<u>2006-2007</u>	<u>2007-2008</u>	<u>2008-2009</u>	<u>2009-2010</u>	<u>2010-2011</u>	<u>2011-2012</u>	<u>2012-2013</u>	<u>2012-2013 Analysis</u>
<u>MONTH</u>	<u>INTEREST</u>	<u>INTEREST</u>	<u>INTEREST</u>	<u>INTEREST</u>	<u>INTEREST</u>	<u>INTEREST</u>	<u>INTEREST</u>	<u>INTEREST</u>	<u>INTEREST</u>	<u>INTEREST</u>	<u>INTEREST</u>	<u>INTEREST</u>	<u>INTEREST</u>	<u>INTEREST</u>	<u>INTEREST</u>	<u>BofA at No Cost</u>
	<u>INCOME</u>	<u>INCOME</u>	<u>INCOME</u>	<u>INCOME</u>	<u>INCOME</u>	<u>INCOME</u>	<u>INCOME</u>	<u>INCOME</u>	<u>INCOME</u>	<u>INCOME</u>	<u>INCOME</u>	<u>INCOME</u>	<u>INCOME</u>	<u>INCOME</u>	<u>INCOME</u>	<u>as of 11/2010</u>
2010-11 Analysis Fees																\$ 136,208.00
2011-12 Analysis Fees																\$ 220,625.00
JULY	\$ 40,033	\$ 222,048	\$ 368,153	\$ 358,010	\$ 305,241	\$ 140,172	\$ 196,148	\$ 243,781	\$ 461,664	\$ 701,263	\$ 204,842	\$ 402,430	\$ 179,110	\$ 85,098	\$ 75,834	\$ 15,289.87
AUGUST	\$ 40,822	\$ 211,585	\$ 368,502	\$ 268,257	\$ 185,752	\$ 107,641	\$ 93,230	\$ 301,039	\$ 600,830	\$ 538,999	\$ 280,814	\$ 156,701	\$ 67,465	\$ 110,175	\$ 71,950	\$ 14,390.69
SEPTEMBER	\$ 65,717	\$ 194,698	\$ 341,505	\$ 203,868	\$ 138,845	\$ 59,195	\$ 106,736	\$ 203,468	\$ 542,020	\$ 529,345	\$ 257,569	\$ 189,905	\$ 51,063	\$ 94,792	\$ 65,711	\$ 15,820.39
OCTOBER	\$ 122,362	\$ 207,185	\$ 319,198	\$ 180,655	\$ 173,661	\$ 133,180	\$ 123,864	\$ 207,921	\$ 485,326	\$ 625,174	\$ 118,181	\$ 127,857	\$ 48,807	\$ 94,961	\$ 65,789	\$ 16,324.25
NOVEMBER	\$ 114,629	\$ 206,728	\$ 304,467	\$ 148,154	\$ 94,722	\$ 58,053	\$ 114,740	\$ 118,025	\$ 507,537	\$ 492,260	\$ 243,792	\$ 124,760	\$ 43,726	\$ 82,628	\$ 63,705	\$ 18,083.15
DECEMBER	\$ 141,718	\$ 215,380	\$ 352,620	\$ 151,224	\$ 127,891	\$ 54,809	\$ 97,449	\$ 228,291	\$ 532,571	\$ 567,031	\$ 212,432	\$ 134,619	\$ 54,279	\$ 79,449	\$ 64,159	\$ 18,938.07
JANUARY	\$ 105,533	\$ 277,836	\$ 429,180	\$ 360,919	\$ 137,991	\$ 141,015	\$ 203,330	\$ 414,156	\$ 705,765	\$ 579,396	\$ 533,192	\$ 102,634	\$ 62,268	\$ 80,597	\$ 76,106	\$ 16,246.49
FEBRUARY	\$ 180,527	\$ 277,874	\$ 394,256	\$ 220,144	\$ 93,944	\$ 74,022	\$ 196,302	\$ 394,371	\$ 650,538	\$ 449,692	\$ 181,507	\$ 87,911	\$ 58,427	\$ 80,290	\$ 60,284	\$ 17,743.95
MARCH	\$ 262,670	\$ 370,384	\$ 460,810	\$ 291,406	\$ 158,360	\$ 116,316	\$ 243,867	\$ 501,128	\$ 763,033	\$ 452,570	\$ 206,758	\$ 83,012	\$ 71,222	\$ 87,852		
APRIL	\$ 246,601	\$ 405,659	\$ 447,843	\$ 267,017	\$ 180,658	\$ 155,899	\$ 213,642	\$ 419,951	\$ 922,921	\$ 460,851	\$ 216,154	\$ 92,587	\$ 80,533	\$ 67,540		
MAY	\$ 238,094	\$ 355,427	\$ 317,008	\$ 257,924	\$ 141,091	\$ 89,309	\$ 252,783	\$ 382,552	\$ 634,846	\$ 293,126	\$ 180,372	\$ 90,456	\$ 104,171	\$ 68,775		
JUNE	\$ 227,644	\$ 409,046	\$ 257,320	\$ 179,613	\$ 83,981	\$ 62,705	\$ 157,522	\$ 541,132	\$ 623,166	\$ 332,376	\$ 217,904	\$ 84,046	\$ 82,991	\$ 74,605		
<b>TOTAL</b>	<b>\$ 1,786,350</b>	<b>\$ 3,353,850</b>	<b>\$ 4,360,862</b>	<b>\$ 2,887,192</b>	<b>\$ 1,822,137</b>	<b>\$ 1,192,317</b>	<b>\$ 1,999,613</b>	<b>\$ 3,955,815</b>	<b>\$ 7,430,214</b>	<b>\$ 6,022,083</b>	<b>\$ 2,853,517</b>	<b>\$ 1,676,919</b>	<b>\$ 904,062</b>	<b>\$ </b>		

**MONTGOMERY COUNTY TRUSTEE'S OFFICE**  
**INVESTMENTS--FEBRUARY 2013 INTEREST REPORT**

MONTGOMERY COUNTY 2010 INTEREST REPORT								
FUND NAME	FUND CODE	ACCOUNT NUMBER	BANK NAME	INVESTMENT	ACCRUED INTEREST	INTEREST	TOTAL INVESTED	INVESTMENT INFORMATION
COUNTY GENERAL FUND	101	11130	0 F & M BANK--CREDIT CARD ACCT.	\$ 50,488.88			\$ -	2/1 CLOSED ACCOUNT-INACTIVE; TRANSFERRED TO 2665
COUNTY GENERAL FUND	101	11306/11315	1 PLANTERS BANK/BANK OF AMERICA	\$ -	\$ -		\$ -	
E-911 COMMUNICATION DISTRICT	204	11306/11315	1 PLANTERS BANK/BANK OF AMERICA	\$ 1,019,800.92	\$ 331.03		\$ 1,020,131.95	
CHILD NUTRITION FUND	143	11306/11315	1 PLANTERS BANK/BANK OF AMERICA	\$ 1,436,437.13	\$ 466.27		\$ 1,436,903.40	
SELF-INSURANCE TRUST FUND	263	11306/11315	1 PLANTERS BANK/BANK OF AMERICA	\$ 23,258,517.10	\$ 7,549.74		\$ 23,266,066.84	
BI-COUNTY LANDFILL	207	11306/11315	1 PLANTERS BANK/BANK OF AMERICA	\$ 2,929,027.91	\$ 950.77		\$ 2,929,978.68	
2011 G.O. SCHOOL & PUBLIC IMP. BD.	151	11306/11315	1 PLANTERS BANK/BANK OF AMERICA	\$ 42,248,721.98	\$ 13,713.97		\$ 42,262,435.95	
COUNTY GENERAL FUND	101	11132	0 BOA/ON-LINE TAX RECEIPTS	\$ 737,344.15	\$ -	\$ 56.56	\$ -	2/15 CLOSED ACCOUNT-INACTIVE; TRANSFERRED TO 2665
COUNTY GENERAL FUND	101	11133	0 F & M BANK/TAX RECEIPTS	\$ 3,726,595.46	\$ 1,629.30		\$ 3,728,224.76	
COUNTY GENERAL FUND-EMS	101	11135	0 F & M BANK (CREDIT CARD ACCOUNT)	\$ 153,289.33	\$ -		\$ -	2/1 CLOSED ACCOUNT-INACTIVE; TRANSFERRED TO 2665
COUNTY GENERAL FUND	101	11136	1 PLANTERS BANK/TAX RECEIPTS	\$ 2,056,422.95	\$ 379.61		\$ 2,056,802.56	
COUNTY GENERAL FUND	101	11137	1 US BANK/TAX RECEIPTS	\$ 2,105,769.83	\$ 76.70		\$ 2,105,846.53	
COUNTY GENERAL FUND	101	11138	3 CUMB. BK. & TRUST/TAX RECEIPTS	\$ 1,122,411.02	\$ 542.49		\$ 1,122,953.51	
COUNTY GENERAL FUND	101	11300	0 REGIONS BANK MONEY MARKET	\$ 989.26	\$ -		\$ -	2/1 CLOSED ACCOUNT-INACTIVE; TRANSFERRED TO 2665
COUNTY GENERAL FUND	101	11301	1 PLANTERS BANK MMA	\$ 5,073,534.58	\$ 973.10		\$ 5,074,507.68	
2011 G.O. SCHOOL & PUBLIC IMP. BD.	151	11301	1 PLANTERS BANK MMA	\$ 5,058,434.12	\$ 970.20		\$ 5,059,404.32	
COUNTY GENERAL FUND	101	11302	1 PLANTERS BANK CD	\$ 5,122,055.39	\$ 5,701.87		\$ 5,127,757.26	
UNEMPLOYMENT TRUST FUND	267	11303	0 BANK OF AMERICA	\$ 112,800.94	\$ 17.31		\$ 112,818.25	
BI-COUNTY LANDFILL	207	11304	2 LEGENDS BANK Business Reserve Mon	\$ 2,033,523.64	\$ 1,122.41		\$ 2,034,646.05	
WORKMAN'S COMPENSATION	266	11307	0 BANK OF AMERICA	\$ 818,355.93	\$ 125.55		\$ 818,481.48	
CAPITAL PROJECTS	171	11308	0 BANK OF AMERICA	\$ 778,039.40			\$ 778,039.40	
DEBT SERVICE FUND	151	11308	0 BANK OF AMERICA	\$ 3,389,935.93	\$ 639.46		\$ 3,390,575.39	
DEBT SERVICE FUND-NURSING HOME PF	151	11310	0 FIFTH THIRD BANK	\$ -			\$ -	
COUNTY GENERAL FUND	101	11311	1 BANK OF NASHVILLE-SYNOVUS	\$ 0.01			\$ 0.01	
COUNTY GENERAL FUND	101	11312	0 FIFTH THIRD BANK					
GEN. OBLIG. 2006 BOND PROCEEDS	151	11313	3 BANK OF AMERICA	\$ 503,306.78	\$ 77.22		\$ 503,384.00	
COUNTY GENERAL FUND	101	11314	1 PLANTERS BANK	\$ 14,016,233.47	\$ 2,688.30		\$ 14,018,921.77	
2011 G.O. SCHOOL & PUBLIC IMP. BD.	151	11314	1 PLANTERS BANK	\$ 5,035,398.44	\$ 965.78		\$ 5,036,364.22	
COUNTY GENERAL FUND	101	11316	0 MORGAN KEEGAN/CAPSTAR CDARS	\$ 30,641,580.10	\$ 20,807.45		\$ 30,662,387.55	
DRUG TASK FORCE	363	11317	0 BANK OF AMERICA	\$ 22,774.98	\$ 3.49		\$ 22,778.47	
DEBT SERVICE FUND	151	11318	0 BANK OF AMERICA	\$ 210,292.15	\$ 32.26		\$ 210,324.41	
COUNTY GENERAL FUND	101	11319	2 LGIP	\$ 46,352.06	\$ 4.98		\$ 46,357.04	
COUNTY GENERAL FUND	101	11320	1 PLANTERS BANK--CREDIT CARD ACCT	\$ 325,724.41	\$ -		\$ -	2/1 CLOSED ACCOUNT-INACTIVE; TRANSFERRED TO 10039147-01
E-911	204	11321	0 BANK OF AMERICA	\$ 419,480.63	\$ 64.36		\$ 419,544.99	
ANIMAL CONTROL/EMS	101	11322	1 PLANTERS BANK--OTHER CNTY GOVT	\$ 29,392.77	\$ 0.20		\$ 29,392.97	
CAPITAL PROJECTS	171	11324	0 BANK OF AMERICA	\$ 2,567,076.81	\$ 393.85		\$ 2,567,470.66	
CAPITAL PROJECTS-HEALTH DEPT. WIC	171	11334	4 BANK OF AMERICA	\$ 71.11		\$ 0.01	\$ -	2/15 CLOSED ACCOUNT-INACTIVE; TRANSFERRED TO 2665
			TOTALS	\$ 157,050,179.57	\$ 60,227.67	\$ 56.57	\$ 155,842,500.10	
			TOTAL INTEREST REVENUE			\$ 60,284.24		

COMPARISON OF HOTEL OCCUPANCY TAX COLLECTIONS										
<u>MONTH</u>	<u>1999</u>	<u>2000</u>	<u>2001</u>	<u>2002</u>	<u>2003</u>	<u>2004</u>	<u>2005</u>	<u>2006</u>	<u>2007</u>	<u>2008</u>
JANUARY	\$ 27,098.84	\$ 30,533.18	\$ 48,458.76	\$50,828.98	\$ 65,230.13	\$ 72,800.02	\$ 78,874.92	\$ 63,103.00	\$ 73,675.57	\$ 80,603.04
FEBRUARY	\$ 29,909.16	\$ 30,389.03	\$ 47,751.41	\$53,770.38	\$ 68,380.09	\$ 91,527.44	\$ 67,626.09	\$ 63,689.44	\$ 71,126.97	\$ 78,321.88
MARCH	\$ 31,464.65	\$ 32,987.23	\$ 56,924.49	\$54,806.34	\$ 93,121.20	\$ 103,994.62	\$ 70,053.21	\$ 65,063.08	\$ 78,796.55	\$ 83,799.10
APRIL	\$ 36,921.57	\$ 39,278.27	\$ 64,682.11	\$75,899.40	\$ 94,829.04	\$ 92,468.13	\$ 102,342.68	\$ 99,137.03	\$ 112,761.36	\$ 122,941.33
MAY	\$ 45,431.12	\$ 40,659.75	\$ 67,111.76	\$71,882.71	\$ 91,093.92	\$ 96,224.80	\$ 90,741.56	\$ 85,506.62	\$ 103,205.69	\$ 90,117.49
JUNE	\$ 41,300.90	\$ 40,705.58	\$ 67,033.52	\$78,332.61	\$ 84,186.25	\$ 91,007.71	\$ 100,085.45	\$ 89,668.92	\$ 135,081.86	\$ 106,604.47
JULY	\$ 43,822.68	\$ 43,848.22	\$ 71,259.56	\$88,829.01	\$ 88,224.67	\$ 90,974.37	\$ 110,606.98	\$ 94,808.25	\$ 136,085.79	\$ 95,500.92
AUGUST	\$ 51,914.05	\$ 82,607.67	\$ 80,724.48	\$103,831.95	\$ 111,787.39	\$ 114,839.93	\$ 126,860.91	\$ 99,007.81	\$ 128,691.23	\$ 106,602.50
SEPTEMBER	\$ 45,085.51	\$ 77,573.12	\$ 75,928.35	\$71,760.72	\$ 89,163.84	\$ 88,227.22	\$ 103,528.65	\$ 93,998.21	\$ 122,277.00	\$ 94,452.48
OCTOBER	\$ 62,586.96	\$ 78,223.81	\$ 64,421.97	\$67,912.08	\$ 71,058.32	\$ 85,219.87	\$ 103,329.13	\$ 120,964.50	\$ 115,299.73	\$ 83,620.66
NOVEMBER	\$ 42,478.02	\$ 67,894.53	\$ 70,109.29	\$68,664.15	\$ 77,700.65	\$ 90,975.56	\$ 93,726.35	\$ 95,136.90	\$ 132,492.92	\$ 100,329.52
DECEMBER	\$ 37,644.94	\$ 54,665.88	\$ 64,491.24	\$65,970.79	\$ 71,088.08	\$ 87,086.86	\$ 88,085.13	\$ 93,788.01	\$ 89,362.16	\$ 116,462.45
YEARLY TOTAL	\$ 495,658.40	\$ 619,366.27	\$ 778,896.94	\$852,489.12	\$ 1,005,863.58	\$1,105,346.53	\$1,135,861.06	\$ 1,063,871.77	\$ 1,298,856.83	\$ 1,159,355.84
	<u>2009</u>	<u>2010</u>	<u>2011</u>	<u>2012</u>	<u>2013</u>	<u>2014</u>	<u>2015</u>	<u>2016</u>	<u>2017</u>	<u>2018</u>
JANUARY	\$ 87,058.36	\$ 98,797.30	\$ 93,568.93	\$ 122,959.56	\$ 101,963.52					
FEBRUARY	\$ 103,484.37	\$ 122,425.01	\$ 98,617.91	\$ 130,592.70	\$ 84,950.58					
MARCH	\$ 106,133.80	\$ 97,223.36	\$ 123,655.30	\$ 130,540.42						
APRIL	\$ 131,183.50	\$ 147,129.46	\$ 141,216.66	\$ 166,930.70						
MAY	\$ 124,347.50	\$ 140,099.75	\$ 148,155.80	\$ 145,100.30						
JUNE	\$ 128,926.73	\$ 156,904.04	\$ 165,434.81	\$ 156,556.28						
JULY	\$ 138,948.38	\$ 155,002.42	\$ 166,721.40	\$ 142,543.24						
AUGUST	\$ 138,546.34	\$ 159,398.89	\$ 189,029.54	\$ 144,944.86						
SEPTEMBER	\$ 110,943.01	\$ 139,077.22	\$ 183,172.65	\$ 137,762.39						
OCTOBER	\$ 103,998.14	\$ 106,852.14	\$ 150,626.03	\$ 136,406.87						
NOVEMBER	\$ 117,095.86	\$ 111,906.42	\$ 169,407.63	\$ 139,934.80						
DECEMBER	\$ 107,900.37	\$ 110,667.80	\$ 151,081.34	\$ 112,969.35						
YEARLY TOTAL	\$ 1,398,566.36	\$1,545,483.81	\$							





## **COUNTY MAYOR APPOINTMENTS**

**APRIL 8, 2013**

### **SENIOR CITIZENS BOARD OF DIRECTORS**

2-yr term (max 4 yrs)

Glenda Warren appointed to serve another two-year term to expire April, 2015.

Faye Smith has been filling an unexpired term and is now appointed to serve her first full two-year term to expire April, 2015.

The County Mayor Appointments were announced.