

February 17, 2011

BE IT REMEMBERED that the Board of Commissioners of Montgomery County, Tennessee, met in regular session on Monday, February 17, 2011, at 7:00 P.M. at the Montgomery County Courthouse, present and presiding the Hon. Carolyn Bowers, County Mayor (Chairman), Ed Patterson, Chief Deputy Sheriff, Kellie A. Jackson, County Clerk, Austin Peay, VII, County Attorney, and the following named Commissioners:

Jerry Allbert	Glen Demorest	Robert Nichols
Ed Baggett	John Fuson	Keith Politi
Mark Banasiak	John M. Genis	Mark Riggins
Jeremy Bowles	Robert Gibbs	Nick Robards
Martha Brockman	Dalton Harrison	Ron J. Sokol
Loretta Bryant	Charles Keene	Tommy Vallejos
Joe L. Creek	Lettie Kendall	

PRESENT: 20

ABSENT: John M. Gannon (1)

When and where the following proceedings were had and entered of record, to-wit:

CALL TO ORDER

PLEDGE OF ALLEGIANCE

INVOCATION – Chaplain Joe Creek

ROLL CALL

APPROVAL OF JANUARY 10, 2011 MINUTES

PUBLIC HEARING REGARDING ZONING

**CZ-1-2011:** Application of Trudy Wright from AG to EM-1

**CZ-2-2011:** Application of David & Bonnie Welch from R-1 to R-3

VOTE ON OTHER RESOLUTIONS

- 11-2-1:** Resolution to Amend an Interlocal Agreement Between the City of Clarksville, Montgomery County, Tennessee, and the Clarksville-Montgomery County Industrial Development Board (**pulled by IDB prior to informal meeting**)
- 11-2-2:** Resolution to Accept Federal Grant Funds for the Bureau of Justice Assistance State Criminal Alien Assistance Program
- 11-2-3:** Resolution to Accept Grant Funding from the National Endowment for the Humanities for the Montgomery County Archives Department
- 11-2-4:** Resolution Approving the Revision of the Membership Section of the Emergency Medical Services Committee as Recommended by the Rules Committee
- 11-2-5:** Resolution of the Montgomery County Board of Commissioners Appropriating Funds for the Architect Fees for the Renovation of Northwest High School and Construction of Elementary School #23 (**deferred**)
- 11-2-6:** Resolution of the Montgomery County Board of Commissioners Approving Amendments to the 2010-11 School Budget

## UNFINISHED BUSINESS

### REPORTS

1. County Clerk's Report – **(requires approval by Commission)**
2. Danny Grant – CMCSS
3. Ron Whitford & Jerry Clark – Airport Authority

### REPORTS FILED

1. TDOT Project Status Report
2. Accounts & Budgets year-to-date report
3. Court Safety Program: Adult Driver Improvement Program; Juvenile Court Defensive Driving Course; Safety Belt Class; Anti-Theft Class; Alive at 25 Defensive Driving Course Revenue and Attendees for October - December, 2010
4. Trustee's Report
5. Highway Department's Quarterly Report (October, November & December, 2010)
6. **January 2011 Adequate Facilities Tax Reports and Permit Revenue**
7. **Projects & Facilities Report**

### NOMINATING COMMITTEE NOMINATIONS – Ed Baggett, Chairman

### COUNTY MAYOR NOMINATIONS AND APPOINTMENTS – Mayor Carolyn Bowers

### ANNOUNCEMENTS

1. Reminder: If you want to sign up for the CTAS and TCCA training sessions regarding Education Funding and Reform please let Debbie Gentry.
2. Reminder: Let Debbie know if you plan to attend the TCSCA/COAT County Government Day on April 19 – 20, 2011 at the Sheraton Nashville Downtown Hotel.
3. Reminder: See Commissioner Vallejos if you want to bowl in the Big Brothers/Big Sisters Bowling for Kids Sake on March 5 from 9:00 a.m. to 4:00 p.m. at the Pinnacle.
4. Reminder: Open House at Montgomery County Archives on February 22 from 9:00 a.m. to 11:30 a.m.

### ADJOURN

# COUNTY COMMISSION MINUTES FOR

January 10, 2011

SUBMITTED FOR APPROVAL February 17, 2011

BE IT REMEMBERED that the Board of Commissioners of Montgomery County, Tennessee, met in regular session on Monday, January 10, 2011, at 7:00 P.M. at the Montgomery County Courthouse, present and presiding the Hon. Carolyn Bowers, County Mayor (Chairman), Ed Patterson, Chief Deputy Sheriff, Kellie A. Jackson, County Clerk, Austin Peay VII, County Attorney, Erinne Hester, Director of Accounts and Budgets and the following named Commissioners:

Jerry Allbert	John Fuson	Keith Politi
Ed Baggett	John M. Gannon	Mark Riggins
Mark Banasiak	John M. Genis	Nick Robards
Jeremy Bowles	Robert Gibbs	Ron J. Sokol
Martha Brockman	Dalton Harrison	Tommy Vallejos
Loretta Bryant	Lettie Kendall	
Joe L. Creek	Robert Nichols	

PRESENT: 19

ABSENT: Glen Demorest and Charles Keene (2)

When and where the following proceedings were had and entered of record,  
to-wit:



**The minutes of the December 13, 2010, meeting of the Board of Commissioners was approved.**

**The following Resolutions were Adopted:**

- 11-1-2: Resolution of the Montgomery County Board of Commissioners to Transfer Reserve Fund Monies for the Animal Control Department

**The following Resolution was Withdrawn and Deferred to February:**

- 11-1-1: Resolution of the Montgomery County Board of Commissioners Appropriating Funds for the Renovation of Northwest High School and Construction of Elementary School #23

**The County Clerk's Report for the month of December was Adopted.**

**Reports Filed:**

1. Projects & Facilities Report
2. December 2010 Adequate Facilities Tax Reports and Permit Revenue
3. Accounts & Budgets Year-to-Date Report
4. Trustee's Report
5. Highway Department: Yearly Report; Quarterly Report
6. Highway Department: 2011 Road List – Approved by Commission

**Nominating Committee Nominations Adopted:**

**AGRICULTURAL EXTENSION COMMITTEE**

2-yr term (max 6 yrs)

Jesse Ray Wilcox elected to serve another two-year term to expire January, 2013.

Glen Demorest has been serving the unexpired term of Nancy Kahihikolo and is now elected to serve a two-year term to expire January, 2013.

Betty Barnett elected to serve another two-year term to expire January, 2013.

**BOARD OF HEALTH**

4-yr term (max 8 yrs)

Dr. Harold Vann elected to fill the unexpired term of Dr. James Hampton. Term to expire January, 2015. (Dr. Vann was nominated by the Montgomery County Medical Society)

**JAIL & JUVENILE COMMITTEE**

2-yr term (max 6 yrs)

Dalton Harrison nominated to replace Lettie Kendall for a two-year term to expire January, 2013.

Mark Riggins has been serving the unexpired term of Ruth Milliken and is now elected to serve a two-year term to expire January, 2013.

**NOMINATING COMMITTEE**

2-yr term (max 4 yrs)

Ed Baggett elected to serve another two-year term to expire January, 2013.

Lettie Kendall has been serving the unexpired term of Nancy Kahihikolo and is now elected to serve a two-year term to expire January, 2013.

**SCHOOL LIAISON COMMITTEE**

2-yr term (max 4 yrs)

John Genis elected to serve another two-year term to expire January, 2013.

The nominations regarding the replacement of Keith Politi and Jerry Allbert are deferred.

**ZONING APPEALS BOARD**

5-yr term

Deferred until February.

**County Mayor Nominations Adopted:****ANIMAL CONTROL COMMITTEE**

2-yr term (max 4 yrs)

Mark Riggins has been filling the unexpired term of Ginger Miles and is now elected to serve a two-year term to expire January, 2013.

Jennifer Ellis has been filling the unexpired term of Carmen Hunter and is now elected to serve a two-year term to expire January, 2013.

Steve Warren has been filling the unexpired term of Tim Chandler and is now elected to serve a two-year term to expire January, 2013.

**BUDGET COMMITTEE**

1-yr term (max 4 yrs)

Joe Creek elected to serve another one-year term to expire January, 2012.

John Gannon elected to replace Charles Keene for a one-year term to expire January, 2012.

Robert Nichols elected to replace Lettie Kendall for a one-year term to expire January, 2012.

Tommy Vallejos elected to replace Loretta Bryant for a one-year term to expire January, 2012.

**JUDICIAL COMMISSIONER**

1-yr term (max 4 yrs)

Steve Cutler elected to serve another one-year term to expire January, 2012.

**PURCHASING COMMITTEE**

1-yr term (max 4 yrs)

Jeremy Bowles elected to replace Mark Banasiak for a one-year term to expire January, 2012.

John Fuson elected to replace Martha Brockman for a one-year term to expire January, 2012.

John Genis is elected to serve another one-year term to expire January, 2012.

Robert Nichols elected to serve another one-year term to expire January, 2012.

**RULES COMMITTEE**

2-yr term (max 4 yrs)

Tommy Vallejos has been filling the unexpired term of Ginger Miles and is now elected to serve a two-year term to expire January, 2013.

Lettie Kendall elected to replace Nick Robards for a two-year term to expire January, 2013.

Jerry Allbert elected to replace Ed Baggett for a two-year term to expire January, 2013.

Glen Demorest elected to replace Charles Keene for a two-year term to expire January, 2013.

## **County Mayor Appointments Adopted:**

### **REGIONAL HISTORIC ZONING COMMISSION**

5-yr terms

Gary Norris appointed to fill the unexpired term of Becky McMahon, as a member from the general public, term to expire September, 2012.

## **County Mayor Appointments Announced:**

### **REGIONAL PLANNING COMMISSION**

4-yr term (max 12 yrs)

Bryce Powers appointed to replace Gary Norris for a four-year term to expire January, 2015.

### **STORM WATER BOARD OF APPEALS**

2-yr terms (max 4 yrs)

Jimmy Bagwell appointed to replace Mark Cook, Technical Member/Civil Engineer, for a two-year term to expire January, 2013.

Clay Powers appointed to replace Eric Sims, Lay Member, for a one-year term to expire January, 2012.

Mark Cook appointed to replace Sharon Patterson, Lay Member, for a one-year term to expire January, 2012.

Gary Norris appointed to replace Steven Hamilton, Lay Member, for a two-year term to expire January, 2013.

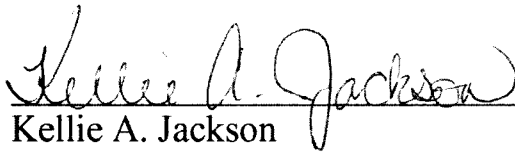
Lawson Mabry appointed to replace Jim Maynard, Lay Member, for a two-year term to expire January, 2013.

Sharon Patterson appointed to replace William Crabtree, Alternate Member, for a one-year term to expire January, 2012.

Timmy Jennette appointed to replace Stanley Frazier, Alternate Member, for a two-year term to expire January, 2013.

**The Board was adjourned.**

Submitted by:

  
Kellie A. Jackson  
County Clerk

On Motion to Adopt by Commissioner Brockman, seconded by  
Commissioner Riggins, the foregoing January 10, 2011, Minutes of the  
Board of County Commissioners presented by Kellie A. Jackson, County  
Clerk, was Approved unanimously by the following roll call vote.

Jerry Allbert	Y	Glen Demorest	Y	Robert Nichols	Y
Ed Baggett	Y	John Fuson	Y	Keith Politi	Y
Mark Banasiak	Y	John M. Genis	Y	Mark Riggins	Y
Jeremy Bowles	Y	Robert Gibbs	Y	Nick Robards	Y
Martha Brockman	Y	Dalton Harrison	Y	Ron J. Sokol	Y
Loretta Bryant	Y	Charles Keene	Y	Tommy Vallejos	Y
Joe L. Creek	Y	Lettie Kendall	Y		

Ayes – 20   Abstentions - 0   Noes - 0

ABSENT: John M. Gannon (1)

On Motion by Commissioner Brockman, seconded by  
Commissioner Riggins, the dates on all presented resolutions, nominations,  
and appointments are corrected from February 14, 2011 to February 17,  
2011. This motion was Approved by the following roll call vote:

Jerry Allbert	Y	Glen Demorest	Y	Robert Nichols	Y
Ed Baggett	Y	John Fuson	Y	Keith Politi	Y
Mark Banasiak	Y	John M. Genis	Y	Mark Riggins	Y
Jeremy Bowles	Y	Robert Gibbs	Y	Nick Robards	Y
Martha Brockman	Y	Dalton Harrison	Y	Ron J. Sokol	Y
Loretta Bryant	Y	Charles Keene	Y	Tommy Vallejos	Y
Joe L. Creek	Y	Lettie Kendall	Y		

Ayes – 20   Abstentions - 0   Noes - 0

ABSENT: John M. Gannon (1)

**RESOLUTION OF THE MONTGOMERY COUNTY BOARD OF  
COMMISSIONERS  
AMENDING THE ZONE CLASSIFICATION OF THE PROPERTY OF  
TRUDY WRIGHT**

WHEREAS, an application for a zone change from AG Agricultural District to EM-1 Single Family Mobile Home Estate District has been submitted by Trudy Wright and

WHEREAS, said property is identified as County Tax Map 097, parcel 008.00, containing 1.4 acres, situated in Civil District 13, located on the north side of Sugar Creek Rd. 280+/- feet. west of the Stepp Rd. & Sugar Creek Rd. intersection.; and

WHEREAS, said property is described as follows:

Beginning at a point on the North side of the new Sugar Creek Road at Raymond Abbott's Southeast corner and running thence with the North side of the road as follows: South 53 degrees 59 minutes East 166.3 feet to a stake; thence South 64 degrees 48 minutes East 129 feet to a stake; thence leaving said road and running on a new line North 9 degrees West 327.9 feet to a stake; thence on another new line North 78 degrees 35 minutes West 161.55 feet to a stake in Raymond Abbott's East line; thence with said line South 11 degrees 31 minutes West 207.2 feet to the beginning, containing 1.4 +/- acres

WHEREAS, the Planning Commission staff recommends APPROVAL and the Regional Planning Commission recommends APPROVAL of said application.

NOW, THEREFORE, BE IT RESOLVED by the Montgomery County Board of County Commissioners assembled in regular session on this 14th day of February, 2011, that the zone classification of the property of Trudy Wright from AG to EM-1 is hereby approved.

Duly passed and approved this 14th day of February, 2011.

Sponsor David A. Pignori  
Commissioner Joe Creek  
Approved Carolyn Bowers  
County Mayor

Attested: Kellie Jackson  
County Clerk

CZ-1-2011

On Motion to Adopt by Commissioner Harrison, seconded by  
Commissioner Riggins, the foregoing Resolution was Adopted by the  
following roll call vote:

Jerry Allbert	Y	Glen Demorest	Y	Robert Nichols	Y
Ed Baggett	Y	John Fuson	Y	Keith Politi	Y
Mark Banasiak	Y	John M. Genis	Y	Mark Riggins	Y
Jeremy Bowles	Y	Robert Gibbs	Y	Nick Robards	Y
Martha Brockman	Y	Dalton Harrison	Y	Ron J. Sokol	Y
Loretta Bryant	Y	Charles Keene	Y	Tommy Vallejos	N
Joe L. Creek	Y	Lettie Kendall	Y		

Ayes – 19   Abstentions - 0   Noes - 1

ABSENT: John M. Gannon (1)

**RESOLUTION OF THE MONTGOMERY COUNTY BOARD OF  
COMMISSIONERS  
AMENDING THE ZONE CLASSIFICATION OF THE PROPERTY OF  
DAVID & BONNIE WELCH**

WHEREAS, an application for a zone change from R-1 Single-Family Residential District to R-3 Two and Three Family Residential District has been submitted by David & Bonnie Welch and

WHEREAS, said property is identified as County Tax Map 088, parcel 112.03, containing 0.5 acres, situated in Civil District 13, located At the northwest corner of the Highway 12 & Hickory Point intersection.; and

WHEREAS, said property is described as follows:

Beginning at a point south 64 degrees 24 minutes 40 seconds west, 61.87 feet from the intersection of Hickory Point Road and Highway 12 intersection; thence with the west margin of Hickory Point Road south 34 degrees 55 minutes 9 seconds west, 53.07 feet to a point; thence south 34 degrees 34 minutes 3 seconds west, 50 feet to a point; thence north 82 degrees 23 minutes 15 seconds west, 93.64 feet to a point; thence north 10 degrees 7 minutes west, 157.78 feet to a point; thence north 80 degrees 39 minutes east, 76.72 feet to a point; thence north 22 degrees 44 minutes 20 seconds west, 29.31 feet to a point; thence south 40 degrees 6 minutes 23 seconds east, 196.33 feet to the point of beginning, containing 0.52+/- acres.

WHEREAS, the Planning Commission staff recommends DISAPPROVAL and the Regional Planning Commission recommends DISAPPROVAL of said application.

NOW, THEREFORE, BE IT RESOLVED by the Montgomery County Board of County Commissioners assembled in regular session on this 14th day of February, 2011, that the zone classification of the property of David & Bonnie Welch from R-1 to R-3 is hereby approved.

Duly passed and approved this 14th day of February, 2011.

Sponsor David A. Peggins  
Commissioner Joe / [Signature]  
Approved [Signature]

Attested: \_\_\_\_\_  
County Clerk

County Mayor



CZ-2-2011

On Motion to Adopt by Commissioner Baggett, seconded by  
Commissioner Fuson, the foregoing Resolution Failed by the following roll  
call vote:

Jerry Allbert	N	Glen Demorest	N	Robert Nichols	N
Ed Baggett	N	John Fuson	N	Keith Politi	N
Mark Banasiak	N	John M. Genis	N	Mark Riggins	N
Jeremy Bowles	N	Robert Gibbs	N	Nick Robards	N
Martha Brockman	N	Dalton Harrison	N	Ron J. Sokol	N
Loretta Bryant	N	Charles Keene	N	Tommy Vallejos	N
Joe L. Creek	N	Lettie Kendall	N		

Ayes – 0    Abstentions - 0    Noes - 20

ABSENT: John M. Gannon (1)

11-2-1 - Resolution to Amend an Interlocal Agreement Between the City of Clarksville, Montgomery County, Tennessee, and the Clarksville-Montgomery County Industrial Development Board was removed from the agenda prior to the February 14<sup>th</sup> informal meeting. No copy of the Resolution was provided.

**RESOLUTION TO ACCEPT FEDERAL GRANT FUNDS FOR THE BUREAU OF JUSTICE  
ASSISTANCE STATE CRIMINAL ALIEN ASSISTANCE PROGRAM**

**WHEREAS**, the Montgomery County Jail entered into a four-year agreement with Justice Benefits Inc. for professional services to assist in collecting federal monies for the State Criminal Alien Assistance Program to be used for the needs of inmates housed in the Montgomery County Jail. Montgomery County's financial agreement requires payment to Justice Benefits Inc. of twenty-two percent (22%) of total monies paid to Montgomery County; and

**WHEREAS**, after payment of the 22% to Justice Benefits, Inc., it is necessary for the remaining amount of \$34,557.90 be transferred to the Jail expenditure budget to be used for the needs of inmates; and

**WHEREAS**, there is no required match and no requirement that these projects and expenditures be continued after the agreement expires.

**NOW, THEREFORE, BE IT RESOLVED** by the Montgomery County Board of Commissioners assembled in regular business session on this 14<sup>th</sup> day of February, 2011, that the Federal monies be deposited and dispersed for the inmate's needs as described below:

101-54210-00000-54-47990-11080 Other Direct Federal Revenue \$34,557.90

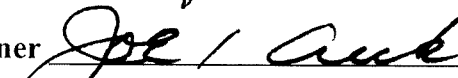
101-54210-00000-54-57900-11080 Other Equipment \$34,557.90

**Duly passed and approved this 14<sup>th</sup> day of February, 2011.**

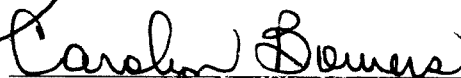
Sponsor



Commissioner



Approved



County Mayor

Attested

  
County Clerk

11-2-2

On Motion to Adopt by Commissioner Genis, seconded by  
Commissioner Bryant, the foregoing Resolution was Adopted by the  
following roll call vote:

Jerry Allbert	Y	Glen Demorest	Y	Robert Nichols	Y
Ed Baggett	Y	John Fuson	Y	Keith Politi	Y
Mark Banasiak	Y	John M. Genis	Y	Mark Riggins	Y
Jeremy Bowles	Y	Robert Gibbs	Y	Nick Robards	Y
Martha Brockman	Y	Dalton Harrison	Y	Ron J. Sokol	Y
Loretta Bryant	Y	Charles Keene	Y	Tommy Vallejos	Y
Joe L. Creek	Y	Lettie Kendall	Y		

Ayes – 20   Abstentions - 0   Noes - 0

ABSENT: John M. Gannon (1)

**RESOLUTION TO ACCEPT GRANT FUNDING FROM THE NATIONAL  
ENDOWMENT FOR THE HUMANITIES FOR THE MONTGOMERY  
COUNTY ARCHIVES DEPARTMENT**

**WHEREAS**, Montgomery County's Archives Department was established in 1995, and preserves, for consultation and study, the permanent records of the County, including storage and protection of non-current records, and oversees collection and preservation of other valuable and/or historically significant materials pertaining and relating to Montgomery County; and

**WHEREAS**, in accordance with Tennessee State Library and Archives (TSLA) guidelines, Montgomery County's Archives Department serves citizens, government officials, businesses, and social organizations, thereby removing the burden of many historical inquiries from official departments busy with current affairs, and ensures that government is fulfilling its responsibilities in respect to managing the public record; and

**WHEREAS**, the Archives Department has received grant funding from the National Endowment for the Humanities in the amount of \$6,000, with no cash match and no local continued funding required, to procure the services of a professional consultant who will assess the physical collections and their current storage conditions, as well as the environmental conditions of the physical space within which the collections are housed; and

**WHEREAS**, this assessment would be conducted as a prerequisite to applying for additional grant funds to digitize a portion of the records now contained within the collection (specifically, the marriage and minute books, deeds and probate records).

**NOW, THEREFORE, BE IT RESOLVED** by the Montgomery County Board of Commissioners assembled in regular session on this 14<sup>th</sup> day of February, 2011, that the "Acceptance of Grant Funds for the Archives Department in the amount of \$6,000" is hereby approved, to be distributed as follows:

101-51910-00000-51-48610-11070	Donations	\$6,000
101-51910-00000-51-53990-11070	Other Contracted Services	\$6,000

**Duly passed and approved the 14<sup>th</sup> day of February, 2011.**

Sponsor

*Julie Hartung-Johnson*

Commissioner

*Joe / Clark*

Approved

*Carolyn Bowers*

County Mayor

Attested

*Kellie Jackson*  
County Clerk



11-2-3

On Motion to Adopt by Commissioner Creek, seconded by  
Commissioner Riggins, the foregoing Resolution was Adopted by the  
following roll call vote:

Jerry Allbert	Y	Glen Demorest	Y	Robert Nichols	Y
Ed Baggett	Y	John Fuson	Y	Keith Politi	Y
Mark Banasiak	Y	John M. Genis	Y	Mark Riggins	Y
Jeremy Bowles	Y	Robert Gibbs	Y	Nick Robards	Y
Martha Brockman	Y	Dalton Harrison	Y	Ron J. Sokol	Y
Loretta Bryant	Y	Charles Keene	Y	Tommy Vallejos	Y
Joe L. Creek	Y	Lettie Kendall	Y		

Ayes – 20   Abstentions - 0   Noes - 0

ABSENT: John M. Gannon (1)

**RESOLUTION APPROVING THE REVISION OF THE MEMBERSHIP SECTION  
OF THE EMERGENCY MEDICAL SERVICES COMMITTEE  
AS RECOMMENDED BY THE RULES COMMITTEE**

**WHEREAS**, the Rules Committee is charged with the responsibility of analyzing the structure, organization and functions of the various boards, committees and commissions of Montgomery County Government; and

**WHEREAS**, the Emergency Medical Services (EMS) Committee has requested that the membership of the committee be revised to delete the inclusion of two officials from Memorial Hospital to serve as ex officio members; and

**WHEREAS**, the Rules Committee met on November 16, 2010 and concurred with the request to change the membership portion of the write-up from:

"Pursuant to the Montgomery County Board of Commissioners resolution dated November 8, 1982, five (5) members nominated by the County Mayor with the approval of the Montgomery County Board of Commissioners, at least two of whom shall be members of the Board of Commissioners, and at least one of whom shall be a person trained in medicine or some other recognized health profession, and two officials from Memorial Hospital selected by the hospital administration to serve as ex officio non-voting members."


and to read as follows:

"Pursuant to the Montgomery County Board of Commissioners resolution dated November 8, 1982, five (5) members nominated by the County Mayor with the approval of the Montgomery County Board of Commissioners, at least two of whom shall be members of the Board of Commissioners, and at least one of whom shall be a person trained in medicine or some other recognized health profession."

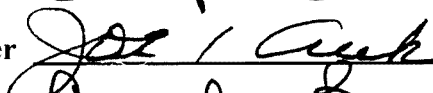
**NOW, THEREFORE, BE IT RESOLVED** by the Montgomery County Board of Commissioners meeting in regular business session on this 14<sup>th</sup> day of February, 2011, that the membership portion of the EMS Committee write-up be revised by deleting the wording, "*...and two officials from Memorial Hospital selected by the hospital administrator to serve as ex officio non-voting members*" and read as above stated.

**Duly passed and approved this 14<sup>th</sup> day of February, 2011.**


Sponsor




Commissioner



Approved

  
County Mayor

Attested

  
County Clerk



11-2-4

On Motion to Adopt by Commissioner Baggett, seconded by  
Commissioner Bryant, the foregoing Resolution was Adopted by the  
following roll call vote:

Jerry Allbert	Y	Glen Demorest	Y	Robert Nichols	Y
Ed Baggett	Y	John Fuson	Y	Keith Politi	Y
Mark Banasiak	Y	John M. Genis	Y	Mark Riggins	Y
Jeremy Bowles	Y	Robert Gibbs	Y	Nick Robards	Y
Martha Brockman	Y	Dalton Harrison	Y	Ron J. Sokol	Y
Loretta Bryant	Y	Charles Keene	Y	Tommy Vallejos	Y
Joe L. Creek	Y	Lettie Kendall	Y		

Ayes – 20   Abstentions - 0   Noes - 0

ABSENT: John M. Gannon (1)

**RESOLUTION OF THE MONTGOMERY COUNTY  
BOARD OF COMMISSIONERS APPROPRIATING FUNDS  
FOR THE ARCHITECT FEES FOR THE RENOVATION OF NORTHWEST HIGH SCHOOL  
AND CONSTRUCTION OF ELEMENTARY SCHOOL #23**

**WHEREAS**, the Northwest High School (NWHS) facility opened the fall of 1970. The building is now 40 years old and in need of a general renovation (clean-up, paint, fix-up) to ensure it remains an adequate educational facility and to ensure equitable distribution of educational facilities to all students in Montgomery County; and,

**WHEREAS**, the original architecture of NWHS incorporated the "Open" concept that was effective in the 1960's and early 70's. The open concept is no longer ideal because of current teaching and learning styles and because of current security requirements that cannot be achieved without considerable modifications to the existing building to create a single controlled entrance point and to create a secure indoor connection to the 400 building (Career Technical Programs) on the campus; and,

**WHEREAS**, this facility does not comply with current ADA codes (door width, elevators, ramps, and grades) or with current building codes (sprinkler). The building is in need of these upgrades to ensure accessibility and safety of the students, the staff, and the public; and,

**WHEREAS**, the electrical capacity of NWHS does not allow for the electrical demands required to power the technology in today's classroom; and,

**WHEREAS**, the current core capacity and flow of the existing NWHS does not lend itself to the current student capacity of the building. Therefore, additional core (restrooms, cooking kitchen upgrades, auxiliary gym, and theater) are required to bring the building to appropriate capacity; and,

**WHEREAS**, the Clarksville-Montgomery County School System (CMCSS) is requesting funding in the amount of \$105,000 to hire an architect through the schematic design phase; and,

**WHEREAS**, the county's continued population growth has resulted in CMCSS elementary schools in Zoning Region II being at 97.86% of student capacity and driving the need to build the District's 23<sup>rd</sup> elementary school; and

**WHEREAS**, there are 16 portable classrooms on the seven elementary school campuses (BMES, GES, HES, NEES, RES, SBES, WCES) that will most likely be affected by the opening of Elementary School #23; and,

(This Resolution was deferred to the March Commissioner Meeting.)

**WHEREAS**, the one year student enrollment growth for FY 2010-11 for the seven elementary schools in Zoning Region II is an additional 392 students; and,

**WHEREAS**, in 2009 there were 607 residential building permits issued in Zoning Region II and currently there are 5,909 approved residential lots in this region; and,

**WHEREAS**, CMCSS owns a 15 acre campus in Zoning Region II that is suitable for the construction of an 842 student capacity elementary school; and,

**WHEREAS**, the Clarksville-Montgomery County School Board has approved the Rossvie Elementary School prototype floor plan for the construction of Elementary School #23; and,

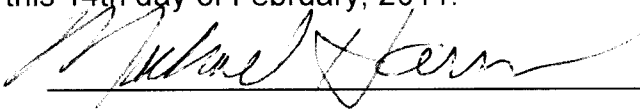
**WHEREAS**, fast tracking of this construction project is critical and will enable the District to address the projected student enrollment requirements for the fall of 2013 and CMCSS is requesting funding in the amount of \$595,000 to hire an architect through the bidding phase.

**NOW, THEREFORE, BE IT RESOLVED BY** the Montgomery County Board of County Commissioners assembled in Regular Session on this 14th day of February, 2011 that this Commission expresses its intent to fund the renovation of NWHS and that the sum of \$105,000.00 be and the same is hereby appropriated to the School Capital Project Fund for the employment of an architect through the schematic design phase. The Commission also expresses its intent to fund the construction of Elementary School #23 and that the sum of \$595,000 be and the same is hereby appropriated to the School Capital Project Fund for the employment of an architect through the bidding phase.

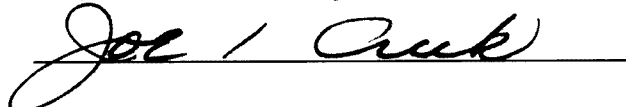
**BE IT FURTHER RESOLVED** that this appropriation be funded from CMCSS' General Purpose School Fund Balance, subsequently to be reimbursed by the issuance of School Bonds by June 1, 2011, all pursuant to and in accordance with all pertinent provisions contained in Section 49-3-1001 through 49-3-1007 inclusive of Tennessee Code Annotated;

Duly passed and approved this 14th day of February, 2011.

Sponsor



Commissioner



Approved

County Mayor

Attested

County Court Clerk

RESOLUTION OF THE MONTGOMERY COUNTY  
BOARD OF COMMISSIONERS APPROVING  
AMENDMENTS TO THE 2010-11  
SCHOOL BUDGET

**WHEREAS**, the proposed amendments to the General Purpose School Fund, Federal Projects Fund, and Transportation Fund Budgets reflect the most recent estimates of revenues and expenditures, and,

**WHEREAS**, the Clarksville-Montgomery County Board of Education has studied the attached amendments and approved them on January 11, 2011, for recommendation to the Montgomery County Board of Commissioners.

**NOW, THEREFORE, BE IT RESOLVED** by the Montgomery County Board of County Commissioners assembled in Regular Business Session on this 14th day of February, 2011, that the 2010-11 School Budget be amended as per the attached schedules.

Sponsor Michael Hamm

Commissioner Joe / Ant

Approved Carlynn Bowers  
County Mayor

Attested Kellie Jackson  
County Clerk

# Clarksville-Montgomery County School System

## General Purpose School Fund Budget

	2010-11 Budget As of 11/8/10	Proposed Increase (Decrease)	Amended Budget
--	------------------------------------	------------------------------------	-------------------

### Estimated Revenues

#### Local Revenues

40110	Current Property Tax	25,545,053	-	25,545,053	
40120	Trustees Collection - Prior Years	765,000	-	765,000	
40140	Interest & Penalties	199,000	-	199,000	
40162	Payments In Lieu of Taxes (Utility)	681,901	-	681,901	
40210	Local Option Sales Tax	33,553,965	-	33,553,965	
40240	Wheel Tax	3,572,300	-	3,572,300	
40270	Business Tax	450,000	-	450,000	
40320	Bank Excise Tax	131,000	-	131,000	
40350	Interstate Telecommunications Tax	14,000	-	14,000	
43365	Archives & Records Management Fee	6,300	-	6,300	
43511	Tuition - Regular Day Students	15,000	-	15,000	
43583	Criminal Background Fee	22,000	-	22,000	
44110	Interest Earned	1,000	-	1,000	
44120	Lease/Rentals	105,000	-	105,000	
44130	Sale of Materials & Supplies	12,000	-	12,000	
44145	Sale of Recycled Materials	1,000	-	1,000	
44146	E-Rate Funding	60,000	107,710	167,710	Based on actual collections
44170	Misc. Refund - Other	3,500	-	3,500	
44530	Sale of Equipment	25,000	-	25,000	
44560	Damages from Individuals	500	-	500	
44570	Contributions & Gifts	91,232	52,968	144,200	Local grants
<b>Total Local Revenues</b>		<b>65,254,751</b>	<b>160,678</b>	<b>65,415,429</b>	

#### State Revenues

46390	Transition School To Work	71,628	-	71,628	
46511	Basic Education Program	100,134,746	(43,708)	100,091,038	Reallocation by state
46512	Basic Education Program - Stimulus	10,201,600	43,708	10,245,308	Reallocation by state
46515	Early Childhood Education	1,829,270	-	1,829,270	
46590	Other State Education Funds	30,000	15,772	45,772	Based on state allocation
46592	Internet Connectivity	-	85,983	85,983	Based on state allocation
46610	Career Ladder Program	805,000	-	805,000	
46615	Extended Contract ARRA	175,764	-	175,764	
46820	Income Tax	163,000	30,334	193,334	Based on actual collections
46850	Mixed Drink Tax	296,000	-	296,000	
<b>Total State Revenues</b>		<b>113,707,008</b>	<b>132,089</b>	<b>113,839,097</b>	

#### Federal Revenues

47590	Other Federal Funds	-	5,923,592	5,923,592	Education Jobs Bill/State Grant
47630	Public Law 874 (Impact Aid)	4,120,000	-	4,120,000	
47640	JROTC	460,000	-	460,000	
48140	Adult Literacy	25,000	-	25,000	
<b>Total Federal Revenues</b>		<b>4,605,000</b>	<b>5,923,592</b>	<b>10,528,592</b>	

#### Non-Revenue Sources

49700	Insurance Recovery	25,000	-	25,000	
49800	Operating Transfers	1,426,000	-	1,426,000	
<b>Total Non-Revenue Sources</b>		<b>1,451,000</b>	<b>-</b>	<b>1,451,000</b>	

# Clarksville-Montgomery County School System

## General Purpose School Fund Budget

	2010-11 Budget As of 11/8/10	Proposed Increase (Decrease)	Amended Budget
--	------------------------------------	------------------------------------	-------------------

<b>Total Revenues</b>	<b>185,017,759</b>	<b>6,216,359</b>	<b>191,234,118</b>
-----------------------	--------------------	------------------	--------------------

**Beginning Reserves and Fund Balance**

Reserve for On-The-Job Injury	1,375,218	-	1,375,218
Reserve for Property & Liability Insurance	1,475,000	-	1,475,000
Reserve for Extended Contract	675	-	675
Reserve for Career Ladder	27,135	-	27,135
Reserve for BEP	270,675	-	270,675

<b>Total Reserves</b>	<b>3,148,703</b>	<b>-</b>	<b>3,148,703</b>
-----------------------	------------------	----------	------------------

<b>Beginning Fund Balance</b>	<b>12,731,973</b>	<b>-</b>	<b>12,731,973</b>
-------------------------------	-------------------	----------	-------------------

<b>Total Reserves and Fund Balance</b>	<b>15,880,676</b>	<b>-</b>	<b>15,880,676</b>
--	-------------------	----------	-------------------

<b>Total Available Funds</b>	<b>200,898,435</b>	<b>6,216,359</b>	<b>207,114,794</b>
------------------------------	--------------------	------------------	--------------------

# Clarksville-Montgomery County School System

## General Purpose School Fund Budget

	2010-11 Budget As of 11/8/10	Proposed Increase (Decrease)	Amended Budget	
<b>Expenditures (Appropriations)</b>				
<b>71100 - Regular Instruction</b>				
Salaries	69,806,137	1,766,071	71,572,208	Based on negotiated pay matrix
Employee Benefits	24,451,624	296,472	24,748,096	Based on negotiated pay matrix
Contracted Services	2,015,367	2,500	2,017,867	Hemlock grant
Supplies and Materials	1,957,639	174,984	2,132,623	State grant
Other Charges	384,315	-	384,315	
Equipment	24,000	45,475	69,475	Hemlock grant
<b>Total 71100 - Regular Instruction</b>	<b>98,639,082</b>	<b>2,285,502</b>	<b>100,924,584</b>	
<b>71150 - Alternative School</b>				
Salaries	632,265	21,737	654,002	Based on negotiated pay matrix
Employee Benefits	185,853	3,627	189,480	Based on negotiated pay matrix
Contracted Services	29,000	-	29,000	
Supplies and Materials	3,000	-	3,000	
<b>Total 71150 - Alternative School</b>	<b>850,118</b>	<b>25,364</b>	<b>875,482</b>	
<b>71200 - Special Education</b>				
Salaries	11,761,045	301,654	12,062,699	Based on negotiated pay matrix
Employee Benefits	4,352,499	38,782	4,391,281	Based on negotiated pay matrix
Contracted Services	1,166,679	20,000	1,186,679	Based on substitute requirements
Supplies and Materials	80,210	-	80,210	
Equipment	10,000	-	10,000	
<b>Total 71200 - Special Education</b>	<b>17,370,433</b>	<b>360,436</b>	<b>17,730,869</b>	
<b>71300 - Vocational Education</b>				
Salaries	3,520,336	7,256	3,527,592	Based on negotiated pay matrix
Employee Benefits	1,245,064	-	1,245,064	
Contracted Services	72,500	(5,000)	67,500	Based on substitute requirements
Supplies and Materials	268,950	-	268,950	
Equipment	10,000	-	10,000	
<b>Total 71300 - Vocational Education</b>	<b>5,116,850</b>	<b>2,256</b>	<b>5,119,106</b>	
<b>72110 - Student Services</b>				
Salaries	526,554	20,037	546,591	Based on negotiated pay matrix
Employee Benefits	169,147	3,475	172,622	Based on negotiated pay matrix
Contracted Services	7,350	-	7,350	
Supplies and Materials	3,860	-	3,860	
Other Charges	5,000	-	5,000	
<b>Total 72110 - Student Services</b>	<b>711,911</b>	<b>23,512</b>	<b>735,423</b>	
<b>72120 - Health Services</b>				
Salaries	775,232	26,340	801,572	Use of temporaries for sub nurses
Employee Benefits	341,186	3,674	344,860	Based on year-to-date expenditures
Contracted Services	57,300	(21,000)	36,300	Contract for nurse substitutes eliminated
Supplies and Materials	17,345	-	17,345	
Equipment	13,000	-	13,000	
<b>Total 72120 - Health Services</b>	<b>1,204,063</b>	<b>9,014</b>	<b>1,213,077</b>	

# Clarksville-Montgomery County School System

## General Purpose School Fund Budget

	2010-11 Budget As of 11/8/10	Proposed Increase (Decrease)	Amended Budget	
<b>72130 - Other Student Support</b>				
Salaries	5,432,099	47,991	5,480,090	Based on negotiated pay matrix
Employee Benefits	1,692,140	8,741	1,700,881	Based on negotiated pay matrix
Contracted Services	149,549	2,000	151,549	Contracted athletic trainer
Supplies and Materials	3,000	-	3,000	
<b>Total 72130 - Other Student Support</b>	<b>7,276,788</b>	<b>58,732</b>	<b>7,335,520</b>	
<b>72210 - Regular Instruction Support</b>				
Salaries	5,103,606	157,493	5,261,099	Based on negotiated pay matrix
Employee Benefits	1,720,870	20,186	1,741,056	Based on negotiated pay matrix
Contracted Services	49,877	-	49,877	
Supplies and Materials	558,626	-	558,626	
Other Charges	232,204	13,025	245,229	Hemlock grant
<b>Total 72210 - Regular Instruction Support</b>	<b>7,665,183</b>	<b>190,704</b>	<b>7,855,887</b>	
<b>72215 - Alternative School Support</b>				
Salaries	19,060	124	19,184	Based on degree/exper./positions used
Employee Benefits	17,649	28	17,677	Based on year-to-date expenditures
<b>Total 72215 - Alternative School Support</b>	<b>36,709</b>	<b>152</b>	<b>36,861</b>	
<b>72220 - Special Education Support</b>				
Salaries	1,181,426	59,939	1,241,365	Based on negotiated pay matrix
Employee Benefits	371,384	7,867	379,251	Based on negotiated pay matrix
Contracted Services	25,250	5,750	31,000	Transition expenditures funded by grant
Supplies and Materials	63,800	-	63,800	
Other Charges	15,000	2,400	17,400	Transition expenditures funded by grant
Equipment	-	800	800	Transition expenditures funded by grant
<b>Total 72220 - Special Education Support</b>	<b>1,656,860</b>	<b>76,756</b>	<b>1,733,616</b>	
<b>72230 - Vocational Education Support</b>				
Salaries	76,752	566	77,318	Based on negotiated pay matrix
Employee Benefits	22,258	127	22,385	Based on negotiated pay matrix
Contracted Services	900	-	900	
Supplies and Materials	1,300	-	1,300	
Other Charges	1,500	-	1,500	
<b>Total 72230 - Vocational Education Support</b>	<b>102,710</b>	<b>693</b>	<b>103,403</b>	
<b>72260 - Adult Education Support</b>				
Salaries	63,483	3,800	67,283	Based on negotiated pay matrix
Employee Benefits	13,481	291	13,772	Based on negotiated pay matrix
<b>Total 72260 - Adult Education Support</b>	<b>76,964</b>	<b>4,091</b>	<b>81,055</b>	



# Clarksville-Montgomery County School System

## General Purpose School Fund Budget

	2010-11 Budget As of 11/8/10	Proposed Increase (Decrease)	Amended Budget	
<b>72310 - Board of Education</b>				
Salaries	60,249	318	60,567	Based on negotiated pay matrix
Employee Benefits	13,916	24	13,940	Based on negotiated pay matrix
Contracted Services	121,000	-	121,000	
Other Charges	25,000	-	25,000	
<b>Total 72310 - Board of Education</b>	<b>220,165</b>	<b>342</b>	<b>220,507</b>	
<b>72320 - Director of Schools</b>				
Salaries	219,383	3,748	223,131	Based on negotiated pay matrix
Employee Benefits	67,295	9,372	76,667	Based on negotiated pay matrix
Contracted Services	67,300	5,000	72,300	Increase in district-wide postage
Supplies and Materials	5,500	-	5,500	
Other Charges	15,000	-	15,000	
<b>Total 72320 - Director of Schools</b>	<b>374,478</b>	<b>18,120</b>	<b>392,598</b>	
<b>72320 - Printing and Communications</b>				
Salaries	293,149	12,150	305,299	Based on negotiated pay matrix
Employee Benefits	113,712	2,795	116,507	Based on negotiated pay matrix
Contracted Services	44,400	-	44,400	
Supplies and Materials	54,366	-	54,366	
Other Charges	8,000	-	8,000	
Equipment	6,000	-	6,000	
<b>Total 72320 - Printing and Communication</b>	<b>519,627</b>	<b>14,945</b>	<b>534,572</b>	
<b>72410 - Office of the Principal</b>				
Salaries	10,518,265	187,120	10,705,385	Based on negotiated pay matrix
Employee Benefits	3,853,563	33,396	3,886,959	Based on negotiated pay matrix
Contracted Services	31,859	-	31,859	
Other Charges	31,500	-	31,500	
<b>Total 72410 - Office of the Principal</b>	<b>14,435,187</b>	<b>220,516</b>	<b>14,655,703</b>	
<b>72510 - Business Affairs</b>				
Salaries	1,280,078	23,419	1,303,497	Based on negotiated pay matrix
Employee Benefits	499,227	2,293	501,520	Based on negotiated pay matrix
Contracted Services	133,860	350	134,210	Based on year-to-date expenses
Supplies and Materials	37,000	32,000	69,000	Barcode labels for textbooks
Other Charges	269,200	-	269,200	
Insurance Premiums	1,493	-	1,493	
Trustee's Commission	1,176,909	-	1,176,909	
<b>Total 72510 - Business Affairs</b>	<b>3,397,767</b>	<b>58,062</b>	<b>3,455,829</b>	

# Clarksville-Montgomery County School System

## General Purpose School Fund Budget

	2010-11 Budget As of 11/8/10	Proposed Increase (Decrease)	Amended Budget	
<b>72520 - Human Resources</b>				
Salaries	1,007,201	19,929	1,027,130	Based on negotiated pay matrix
Employee Benefits	1,187,791	3,560	1,191,351	Based on negotiated pay matrix
Contracted Services	90,855	(8,000)	82,855	Recruiting expenses moved to Federal
Supplies and Materials	32,000	-	32,000	
Other Charges	56,000	4,000	60,000	Staff development requirements
Equipment	-	900	900	Replacement needs
Insurance Premiums	200,000	-	200,000	
<b>Total 72520 - Human Resources</b>	<b>2,573,847</b>	<b>20,389</b>	<b>2,594,236</b>	
<b>72610 - Operation of Plant</b>				
Salaries	4,350,699	6,409	4,357,108	Based on negotiated pay matrix
Employee Benefits	2,313,939	1,428	2,315,367	Based on negotiated pay matrix
Contracted Services	441,740	-	441,740	
Supplies and Materials	437,217	-	437,217	
Other Charges	7,000	-	7,000	
Equipment	92,000	-	92,000	
Utilities	6,913,700	-	6,913,700	
Insurance Premiums	671,019	-	671,019	
<b>Total 72610 - Operation of Plant</b>	<b>15,227,314</b>	<b>7,837</b>	<b>15,235,151</b>	
<b>72620 - Maintenance of Plant</b>				
Salaries	2,232,896	3,225	2,236,121	Based on negotiated pay matrix
Employee Benefits	1,014,021	722	1,014,743	Based on negotiated pay matrix
Contracted Services	475,560	10,000	485,560	Increased copier requirements
Supplies and Materials	1,100,196	-	1,100,196	
Other Charges	5,900	-	5,900	
Equipment	15,000	-	15,000	
Insurance Premiums	14,946	-	14,946	
<b>Total 72620 - Maintenance of Plant</b>	<b>4,858,519</b>	<b>13,947</b>	<b>4,872,466</b>	
<b>72810 - Information Technology</b>				
Salaries	1,958,788	159,410	2,118,198	Based on negotiated pay matrix
Employee Benefits	721,550	2,788	724,338	Based on negotiated pay matrix
Contracted Services	2,556,550	-	2,556,550	Based on year-to-date expenditures
Supplies and Materials	857,832	73,000	930,832	Upgrade/expand textbook tracking
Other Charges	35,904	-	35,904	
Equipment	858,825	9,968	868,793	Textbook server replacement
<b>Total 72810 - Information Technology</b>	<b>6,989,449</b>	<b>245,166</b>	<b>7,234,615</b>	
<b>73400 - Early Childhood Education</b>				
Salaries	1,276,130	63,431	1,339,561	Based on negotiated pay matrix
Employee Benefits	525,493	11,443	536,936	Based on negotiated pay matrix
Contracted Services	60,458	(5,000)	55,458	Based on substitute requirements
Supplies and Materials	10,000	-	10,000	
Other Charges	20,000	-	20,000	
<b>Total 73400 - Early Childhood Education</b>	<b>1,892,081</b>	<b>69,874</b>	<b>1,961,955</b>	

# Clarksville-Montgomery County School System

## General Purpose School Fund Budget

CMCSS

	2010-11 Budget As of 11/8/10	Proposed Increase (Decrease)	Amended Budget
<b>82230 - Debt Service</b>			
Interest Payments	35,000	-	35,000
<b>Total 82230 - Debt Service</b>	<b>35,000</b>	<b>-</b>	<b>35,000</b>

<b>Total Expenditures</b>	<b>191,231,105</b>	<b>3,706,410</b>	<b>194,937,515</b>
---------------------------	--------------------	------------------	--------------------

**Ending Reserves and Fund Balance**

Fund Balance	6,789,302	48,057	6,837,359	Projected fund balance as of 6/30/11
On-The-Job Injury Reserve	1,375,218	-	1,375,218	
Property & Liability Insurance Reserve	1,475,000	-	1,475,000	
Extended Contract Reserve	675	-	675	
Career Ladder Reserve	27,135	-	27,135	
Education Jobs Bill Reserve	0	2,461,892	2,461,892	Projected reserve as of 6/30/11
<b>Total Reserves and Fund Balance</b>	<b>9,667,330</b>	<b>2,509,949</b>	<b>12,177,279</b>	

<b>Total Expenditures, Reserves and Fund Balance</b>	<b>200,898,435</b>	<b>6,216,359</b>	<b>207,114,794</b>
--	--------------------	------------------	--------------------

# Clarksville-Montgomery County School System Federal Projects Fund Budget

CMCSS

	2010-2011 Budget As of 11/8/10	Proposed Increase (Decrease)	Amended Budget
--	--------------------------------------	------------------------------------	-------------------

**Estimated Revenues****Local Revenues**

44570	Contributions & Gifts	-	300	300	Based on actual collections
<b>Total Local Revenues</b>		-	<b>300</b>	<b>300</b>	

**State Revenues**

46590	Adult Ed, LEAP	312,111	-	312,111	
46591	Coordinated School Health	105,000	-	105,000	
46981	Safe Schools Act	145,800	-	145,800	
<b>Total State Revenues</b>		<b>562,911</b>	-	<b>562,911</b>	

**Federal Revenues**

47120	Adult Basic Education	193,834	-	193,834	
47131	Career Technical Education	405,600	-	405,600	
47141	Title I	8,324,337	19,509	8,343,846	Based on actual Federal allocations
47143	Individuals w/ Disabilities Educ. Act (IDEA)	9,940,570	(175)	9,940,395	Based on actual Federal allocations
47145	Preschool (IDEA)	170,813	-	170,813	
47146	English Language Acquisition (Title III)	205,119	-	205,119	
47147	Safe & Drug-Free Schools (Title IV, CCLC)	753,197	-	753,197	
47149	Homeless (Title X)	4,182	-	4,182	
47189	Title II-A	1,309,525	105,156	1,414,681	Based on actual Federal allocations
47311	Race To The Top	1,247,710	-	1,247,710	
47590	Title II-D, Education Jobs Program	106,732	6,209,748	6,316,480	Based on actual Federal allocations
47990	Other Direct Federal	787,159	-	787,159	
<b>Total Federal Revenues</b>		<b>23,448,778</b>	<b>6,334,237</b>	<b>29,783,015</b>	

**Non-Revenue Sources**

49800	Operating Transfers	1,250,000	-	1,250,000	
<b>Total Non-Revenue Sources</b>		<b>1,250,000</b>	-	<b>1,250,000</b>	

<b>Total Revenues</b>	<b>25,261,689</b>	<b>6,334,537</b>	<b>31,596,226</b>
-----------------------	-------------------	------------------	-------------------

<b>Beginning Fund Balance</b>	<b>746,551</b>	-	<b>746,551</b>
-------------------------------	----------------	---	----------------

<b>Total Available Funds</b>	<b>26,008,240</b>	<b>6,334,537</b>	<b>32,342,777</b>
------------------------------	-------------------	------------------	-------------------

# Clarksville-Montgomery County School System Federal Projects Fund Budget

CMCSS

	2010-2011 Budget As of 11/8/10	Proposed Increase (Decrease)	Amended Budget	
--	--------------------------------------	------------------------------------	-------------------	--

**Expenditures (Appropriations)**

<b>71100 - Regular Instruction</b>				
Salaries	4,861,214	(22,405)	4,838,809	Based on degree/exper./positions used
Employee Benefits	1,576,564	350	1,576,914	Based on year-to-date expenditures
Contracted Services	406,706	(97,012)	309,694	Reflects program requirements
Supplies and Materials	1,059,520	48,711	1,108,231	Reflects program requirements
Other Charges	-	6,209,748	6,209,748	To be allocated
Equipment	182,015	61,667	243,682	Reflects program requirements
<b>Total 71100 - Regular Instruction</b>	<b>8,086,019</b>	<b>6,201,059</b>	<b>14,287,078</b>	
<b>71200 - Special Education</b>				
Salaries	2,145,233	1,361,664	3,506,897	Based on degree/exper./positions used
Employee Benefits	1,044,911	371,565	1,416,476	Based on year-to-date expenditures
Contracted Services	3,000	165,775	168,775	Reflects program requirements
Supplies and Materials	115,680	784,334	900,014	Reflects program requirements
Other Charges	-	20,000	20,000	Reflects program requirements
Equipment	40,494	99,999	140,493	Reflects program requirements
<b>Total 71200 - Special Education</b>	<b>3,349,318</b>	<b>2,803,336</b>	<b>6,152,654</b>	
<b>71300 - Vocational Education</b>				
Salaries	38,377	-	38,377	
Employee Benefits	11,623	-	11,623	
Supplies and Materials	58,861	(39,000)	19,861	Reflects program requirements
Other Charges	2,500	-	2,500	
Equipment	145,000	39,000	184,000	Reflects program requirements
<b>Total 71300 - Vocational Education</b>	<b>256,361</b>	<b>-</b>	<b>256,361</b>	
<b>71600 - Adult Education</b>				
Salaries	94,207	-	94,207	
Employee Benefits	7,782	-	7,782	
Supplies and Materials	12,691	300	12,991	Reflects program requirements
<b>Total 71600 - Adult Education</b>	<b>114,680</b>	<b>300</b>	<b>114,980</b>	
<b>72130 - Other Student Support</b>				
Salaries	154,135	43,060	197,195	Based on degree/exper./positions used
Employee Benefits	59,755	1,548	61,303	Based on year-to-date expenditures
Contracted Services	206,176	-	206,176	
Supplies and Materials	45,660	-	45,660	
Other Charges	88,750	(5,000)	83,750	Reflects program requirements
Equipment	-	9,200	9,200	Reflects program requirements
<b>Total 72130 - Other Student Support</b>	<b>554,476</b>	<b>48,808</b>	<b>603,284</b>	

# Clarksville-Montgomery County School System Federal Projects Fund Budget

CMCSS

	2010-2011 Budget As of 11/8/10	Proposed Increase (Decrease)	Amended Budget	
<b>72210 - Regular Instruction Support</b>				
Salaries	1,376,679	(1,714)	1,374,965	Based on degree/exper./positions used
Employee Benefits	409,085	4,745	413,830	Based on year-to-date expenditures
Contracted Services	216,118	8,183	224,301	Reflects program requirements
Supplies and Materials	48,497	10,276	58,773	Reflects program requirements
Other Charges	1,855,628	2,993	1,858,621	Reflects program requirements
Equipment	38,667	(7,667)	31,000	Reflects program requirements
<b>Total 72210 - Regular Instruction Support</b>	<b>3,944,674</b>	<b>16,816</b>	<b>3,961,490</b>	
<b>72220 - Special Education Support</b>				
Salaries	759,453	400,896	1,160,349	Based on degree/exper./positions used
Employee Benefits	296,710	99,279	395,989	Based on year-to-date expenditures
Contracted Services	2,808	15,133	17,941	Reflects program requirements
Supplies and Materials	231,264	42,883	274,147	Reflects program requirements
Other Charges	3,844,110	(3,468,863)	375,247	Reflects program requirements
Equipment	1,321	(411)	910	Reflects program requirements
<b>Total 72220 - Special Education Support</b>	<b>5,135,666</b>	<b>(2,911,082)</b>	<b>2,224,584</b>	
<b>72230 - Vocation Education Support</b>				
Contracted Services	3,000	-	3,000	
Other Charges	4,000	-	4,000	
<b>Total 72230 - Vocation Education Support</b>	<b>7,000</b>	<b>-</b>	<b>7,000</b>	
<b>72260 - Adult Education Support</b>				
Salaries	93,152	-	93,152	
Employee Benefits	38,482	-	38,482	
Supplies and Materials	3,000	-	3,000	
Other Charges	9,132	-	9,132	
<b>Total 72260 - Adult Education Support</b>	<b>143,766</b>	<b>-</b>	<b>143,766</b>	
<b>72410 - Office of the Principal</b>				
Salaries	43,831	-	43,831	
Employee Benefits	14,037	-	14,037	
<b>Total 72410 - Office of the Principal</b>	<b>57,868</b>	<b>-</b>	<b>57,868</b>	
<b>72610 - Operation of Plant</b>				
Contracted Services	15,000	-	15,000	
Equipment	130,810	(10)	130,800	Reflects program requirements
<b>Total 72610 - Operation of Plant</b>	<b>145,810</b>	<b>(10)</b>	<b>145,800</b>	
<b>72710 - Transportation</b>				
Salaries	1,276,972	(20,000)	1,256,972	Based on degree/exper./positions used
Employee Benefits	153,789	(4,456)	149,333	Based on year-to-date expenditures
Contracted Services	46,774	(20,899)	25,875	Reflects program requirements
Supplies and Materials	24,902	-	24,902	
Equipment	34,064	(19,064)	15,000	Reflects program requirements
<b>Total 72710 - Transportation</b>	<b>1,536,501</b>	<b>(64,418)</b>	<b>1,472,083</b>	

# Clarksville-Montgomery County School System Federal Projects Fund Budget

CMCSS

	2010-2011 Budget As of 11/8/10	Proposed Increase (Decrease)	Amended Budget	
<b>99100 - Interfund Transfers</b>				
Indirect Cost	556,268	226,012	782,280	Increased assessment for indirect costs
Transfers To Other Funds	872,902	(122,902)	750,000	Change in financial reporting
<b>Total 99100 - Interfund Transfers</b>	<b>1,429,170</b>	<b>103,110</b>	<b>1,532,280</b>	
<b>Total Expenditures</b>	<b>24,761,307</b>	<b>6,197,920</b>	<b>30,959,227</b>	
<b>Ending Fund Balance</b>	<b>1,246,933</b>	<b>136,616</b>	<b>1,383,549</b>	Projected fund balance as of 6/30/11
<b>Total Expenditures and Fund Balance</b>	<b>26,008,240</b>	<b>6,334,537</b>	<b>32,342,777</b>	

# Clarksville-Montgomery County School System Transportation Fund Budget

CMCSS

2010-11 Budget As of 11/8/10	Proposed Increase (Decrease)	Amended Budget
------------------------------------	------------------------------------	-------------------

**Estimated Revenues****Local Revenues**

40110	Current Property Tax	1,704,930	-	1,704,930
40120	Trustees Collection - Prior Years	45,000	-	45,000
40140	Interest & Penalties	8,000	-	8,000
40162	Payments In Lieu of Taxes (Utility)	45,511	-	45,511
44145	Sale of Recycled Materials	1,000	-	1,000
44170	Misc. Refund - Other	11,200	-	11,200
44530	Sale of Equipment	40,500	-	40,500
44560	Damages from Individuals	1,000	-	1,000
<b>Total Local Revenues</b>		<b>1,857,141</b>	<b>-</b>	<b>1,857,141</b>

**State Revenues - BEP**

46511	Basic Education Program	7,730,150	-	7,730,150
<b>Total State Revenues - BEP</b>		<b>7,730,150</b>	<b>-</b>	<b>7,730,150</b>

**Federal Revenues**

47143	Educ. of the Handicapped Act	1,282,915	-	1,282,915
47311	Race To The Top	15,000	-	15,000
<b>Total Federal Revenues</b>		<b>1,297,915</b>	<b>-</b>	<b>1,297,915</b>

<b>Total Revenues</b>	<b>10,885,206</b>	<b>-</b>	<b>10,885,206</b>
-----------------------	-------------------	----------	-------------------

<b>Beginning Fund Balance</b>	<b>1,467,051</b>	<b>-</b>	<b>1,467,051</b>
-------------------------------	------------------	----------	------------------

<b>Total Available Funds</b>	<b>12,352,257</b>	<b>-</b>	<b>12,352,257</b>
------------------------------	-------------------	----------	-------------------

**Expenditures (Appropriations)****72510 - Fiscal Services**

Trustee's Commission	40,000	-	40,000
<b>Total 72510 - Fiscal Services</b>	<b>40,000</b>	<b>-</b>	<b>40,000</b>

**72710 - Transportation**

Salaries	6,092,373	95,494	6,187,867	Based on degree/exper./positions used
Employee Benefits	3,129,234	21,592	3,150,826	Based on year-to-date expenses
Contracted Services	231,775	-	231,775	
Supplies and Materials	1,347,100	-	1,347,100	
Other Charges	20,000	-	20,000	
Equipment	721,000	-	721,000	
Insurance Premiums	51,684	-	51,684	

<b>Total 72710 - Transportation</b>	<b>11,593,166</b>	<b>117,086</b>	<b>11,710,252</b>
-------------------------------------	-------------------	----------------	-------------------

<b>Total Expenditures</b>	<b>11,633,166</b>	<b>117,086</b>	<b>11,750,252</b>
---------------------------	-------------------	----------------	-------------------

<b>Ending Fund Balance</b>	<b>719,091</b>	<b>(117,086)</b>	<b>602,005</b>	Projected fund balance as of 6/30/11
----------------------------	----------------	------------------	----------------	--------------------------------------

<b>Total Expenditures and Fund Balance</b>	<b>12,352,257</b>	<b>-</b>	<b>12,352,257</b>
--	-------------------	----------	-------------------



11-2-6

On Motion to Adopt by Commissioner Harrison, seconded by  
Commissioner Riggins, the foregoing Resolution was Adopted by the  
following roll call vote:

Jerry Allbert	Y	Glen Demorest	Y	Robert Nichols	Y
Ed Baggett	Y	John Fuson	Y	Keith Politi	Y
Mark Banasiak	Y	John M. Genis	Y	Mark Riggins	Y
Jeremy Bowles	Y	Robert Gibbs	N	Nick Robards	Y
Martha Brockman	N	Dalton Harrison	Y	Ron J. Sokol	N
Loretta Bryant	Y	Charles Keene	Y	Tommy Vallejos	Y
Joe L. Creek	Y	Lettie Kendall	Y		

Ayes – 17   Abstentions - 0   Noes - 3

ABSENT: John M. Gannon (1)


**County Clerk's Report  
February 17, 2011**

Comes Kellie A. Jackson, County Clerk, Montgomery County, Tennessee, and presents the County Clerk's Report for the month of January, 2011.

I hereby request that the persons named on the list of new applicants to the office of Notary Public be elected. The oath of the Judicial Commissioner and the oath and bond of the Sheriff's Deputy be approved as taken.

This report shall be spread upon the minutes of the Board of County Commissioners.

This the 17<sup>th</sup> day of February, 2011.

  
County Clerk

## OATH AND BOND OF DEPUTY SHERIFF

The individual listed below was presented a commission as Deputy Sheriff in and for Montgomery County, duly signed by Norman Lewis, Sheriff, and qualified as prescribed by law by making bond and taking his/her oath:

Stoney R. Williamson

Deputy Sheriff

January 13, 2011

## OATH OF JUDICIAL COMMISSIONER

Stephen M. Cutler

Judicial Commissioner

January 28, 2011

### New Applicants to the Office of Notary Public

**Presented to the  
Montgomery County Board of Commissioners.**

**February 2011**

**meeting of the**

<b>Name</b>	<b>Home Address and Phone</b>	<b>Business Address and Phone</b>
ANNA RENAE ALVAREZ	451 A1'S LANE CLARKSVILLE, TN 37042 (931) 553-0755	808 KRAFT ST STE C CLARKSVILLE, TN 37040 (931) 645-3803
GENESUE BELLAMY	1080 STEELE SPRINGS RD CLARKSVILLE, TN 37040 (931) 552-6437	P.O. BOX 1 CLARKSVILLE, TN 37041 (931) 552-6437
KATHY L BITER	319 DESTIN DR CLARKSVILLE, TN 37040 (931) 278-4523	110 FAIRVIEW LANE CLARKSVILLE, TN 37040 (931) 552-7000
MELANIE BOISSEAU	440 FABIAN PLACE CLARKSVILLE, TN 37043 (931) 647-9327	1515 VISTA LN CLARKSVILLE, TN 37043 (931) 552-2228
MELISSA BOWLES	494 WINDING BLUFF WAY CLARKSVILLE, TN 37040 (931) 802-2308	1990 MADISON ST STE 102 CLARKSVILLE, TN 37043 (931) 920-6003
TERRI ANN BRADFORD	3633 CHAPEL HILL RD CLARKSVILLE, TN 37040 (931) 413-5575	502 MADISON ST CLARKSVILLE, TN 37040 (931) 245-0153
CINDY A BROWNING	2200 DOTSONVILLE RD. CLARKSVILLE, TN 37042 (615) 647-8840	701 PROVIDENCE BLVD. CLARKSVILLE, TN 37042 (615) 647-8814
ASHLEY CHANDLER	1516 NOLEN RD CLARKSVILLE, TN 37040 (931) 561-9004	1539 A ASHLAND CITY RD CLARKSVILLE, TN 37040 (931) 245-0572
RONALD D COOPER	111 WEST GLENWOOD DR CLARKSVILLE, TN 37040 (931) 647-0024	1592 FT CAMPBELL BLVD CLARKSVILLE, TN 37042 (931) 645-2310
LYNN C DANIEL	267 CLEARFOUNT DR CLARKSVILLE, TN 37043 (931) 801-0734	1100 NEW ASHLAND CITY R CLARKSVILLE, TN 37040 (931) 552-7250
ERIC ELLIS	950 ROBERTS RD CLARKSVILLE, TN 37040 (931) 387-2403	1957 MADISON ST CLARKSVILLE TN 37043 (931) 553-5274
KATIE GREEN	44 DALEWOOD DR CLARKSVILLE, TN 37042 (931) 647-9023	808 KRAFT ST STE C CLARKSVILLE, TN 37040 (931) 645-3803
LORI LEE HAMMONTREE	581 WALDORF DR CLARKSVILLE, TN 37042 (931) 216-5819	320 FRANKLIN ST CLARKSVILLE, TN 37040 (931) 552-3602

## New Applicants to the Office of Notary Public

**Presented to the  
Montgomery County Board of Commissioners.**

**February 2011**

**meeting of the**

<b>Name</b>	<b>Home Address and Phone</b>	<b>Business Address and Phone</b>
CHRISTIE HILL	550 NEW SOUTH DR 1002 CLARKSVILLE, TN 37043 (615) 509-7459	PO BOX 31509 CLARKSVILLE, TN 37040002 (931) 648-8151
DIANE P JACKSON	3060 CORBINDALE RD PALMYRA, TN 37142 (931) 326-5344	350 PAGEANT LN #301 CLARKSVILLE, TN 37040 (931) 648-5591
JACK W KENNEDY	748 N WOODSON RD CLARKSVILLE, TN 37043 (931) 278-1310	643 N RIVERSIDE DR CLARKSVILLE, TN 37040 (931) 278-1310
LISA KNIGHT	1634 DAVIS MILL RD TRENTON, KY 42286 (270) 265-2428	25 JEFFERSON ST STE 300 CLARKSVILLE, TN 37040 (931) 647-2331
GINA LILLIE	1862 TIMBERLINE PL CLARKSVILLE, TN 37042 (931) 802-4237	2050 LOWES DR CLARKSVILLE, TN 37040 (931) 431-6800
CAROL COCHRAN LOW	1202 WALKER CEMETERY R PLEASANT VIEW, TN 37146 (931) 624-4901	1960 G MADISON ST CLARKSVILLE, TN 37040 (931) 551-4074
CECELIA J MANDRELL	147 BENTREE COURT CLARKSVILLE, TN 37040 (931) 503-0503	P.O. BOX 4676 CLARKSVILLE, TN 37044 (931) 221-7979
BILLIE J MCLESKEY	114 NOTTINGHAM PLACE CLARKSVILLE, TN 37042 (931) 645-2647	
VICTOR B MITCHELL	308 BROOKMEAD CLARKSVILLE, TN 37042 (931) 648-0880	TROOP #4 DC FT CAMPBELL, KY 42223 (270) 412-6020
JESSICA LOUISE MORAN	2813 WAKEFIELD DR CLARKSVILLE TN 37043 (931) 220-9416	2541 PEACHERS MILL RD CLARKSVILLE, TN 37042 (931) 648-3908
E G PATTERSON	310 WELCHWOOD DR CLARKSVILLE, TN 37040 (931) 647-2562	113 HORNBURLTER LANE CLARKSVILLE, TN 37040 (931) 624-7699
SHELAH PIERCE	2901 E OLD ASHLAND CITY CLARKSVILLE, TN 37043	502 MADISON ST CLARKSVILLE, TN 37040 (931) 503-8282
BARRY W PRITCHETT	141 NORRIS ST GUTHRIE KY 42234 (931) 233-1429	205 POWELL PL BRENTWOOD TN 37027 (615) 791-6634
JANICE M RABBITT	981 RIDGEWOOD DR CLARKSVILLE, TN 37043 (931) 358-0029	1598 FT CAMPBELL BLVD CLARKSVILLE, TN 37043 (931) 552-8698

# **New Applicants to the Office of Notary Public**

**Presented to the  
Montgomery County Board of Commissioners.**

**February 2011**

**meeting of the**

<b>Name</b>	<b>Home Address and Phone</b>	<b>Business Address and Phone</b>
J STACIE RAWLS	245 AUDUBON WOODS RD CLARKSVILLE, TN 37043 (931) 920-2646	1701 21ST AVE SOUTH NASHVILLE, TN 37212 (615) 446-7136
ERIN L SCHROEDER	2107 BARKLEY DR CLARKSVILLE, TN 37043 (931) 552-4680	2107 BARKLEY DR CLARKSVILLE, TN 37043 (931) 241-1976
ANGELA C SEXTON	414 SHORTBLUFF DR CLARKSVILLE, TN 37040 (931) 220-6981	1865 ASHLAND CITY RD ST CLARKSVILLE, TN 37043 (931) 233-0112
TERESA SMITH	220 N ELEVENTH STREET CLARKSVILLE, TN 37040 (931) 278-3037	616 MARRIOTT DR STE 150 NASHVILLE, TN 37214 (931) 278-3037
DEBORAH N STRICLYN	213 CLEARVIEW DR CLARKSVILLE, TN 37043 (931) 552-0333	221 S THIRD ST CLARKSVILLE, TN 37040 (931) 906-0000
LARRY B WATSON	434 STONEMEADOW RD CLARKSVILLE, TN 37043 (931) 552-0544	320 FRANKLIN ST CLARKSVILLE, TN 37040 (931) 552-3602
JESSICA G WELLS	199 SEAYS ROAD LOT 16 TRENTON, KY 42286 (270) 466-5401	1983 FT CAMPBELL BLVD S CLARKSVILLE, TN 37042 (931) 906-3005

Total number of new applicants: 34

## **Qualified Applicants to the Office of Notary Public**

Presented to the                      February 2011                      meeting of the Montgomery County  
Board of Commissioners.

<b>Name</b>	<b>Commission Date</b>	<b>Qualification Date</b>
JANET MARIE ALCORN	12/20/2010	1/12/2011
NICOLE M BAWOL	12/20/2010	1/18/2011
MELISSA K BAXTER	12/20/2010	1/19/2011
AMANDA SHEA BRADFORD	11/15/2010	1/20/2011
ANTHONY CARMONA	1/13/2011	1/28/2011
JOHN P CLOAR	1/13/2011	1/28/2011
DAWN R COOK	12/20/2010	1/6/2011
JOE L CREEK	1/13/2011	1/20/2011
FRANK DIORIO	1/13/2011	1/20/2011
JOHN M GANNON	12/20/2010	1/18/2011
BARBI GOMEZ	1/13/2011	1/31/2011
YVONNE LATHAM	1/13/2011	1/24/2011
B BECKMAN LONG	12/20/2010	1/13/2011
STACEY D LUSSI	1/13/2011	1/24/2011
VICKIE S MERRELL	1/13/2011	1/24/2011
TIFFANY B PARKER	11/15/2010	1/3/2011
JACQUELINE R PERRY	12/20/2010	1/4/2011
TERESA RAY	12/20/2010	1/14/2011
EDWARD WAYNE REYNOLDS	10/14/2010	1/20/2011
TAMARA W ROBERTS	1/13/2011	1/25/2011
JOHN WILLIE ROBERTS	1/13/2011	1/24/2011
TAMMY R SAUNDERS	1/13/2011	1/20/2011
VICKIE R SHERLOCK	11/15/2010	1/4/2011
HAROLD E STILTS	1/13/2011	1/20/2011
DEBBY TAYLOR	1/13/2011	1/25/2011
KRISTEN L TRUE	12/20/2010	1/14/2011
KRISTIE WALLACE	12/20/2010	1/14/2011
PATRICIA N WATKINS	1/13/2011	1/24/2011
A WILLIAMS	12/20/2010	1/18/2011

## County Clerk's Report

On Motion to Adopt by Commissioner Creek, seconded by  
Commissioner Riggins, the foregoing County Clerk's Report was  
Approved by the following roll call vote:

Jerry Allbert	Y	Glen Demorest	Y	Robert Nichols	Y
Ed Baggett	Y	John Fuson	Y	Keith Politi	Y
Mark Banasiak	Y	John M. Genis	Y	Mark Riggins	Y
Jeremy Bowles	Y	Robert Gibbs	Y	Nick Robards	Y
Martha Brockman	Y	Dalton Harrison	Y	Ron J. Sokol	Y
Loretta Bryant	Y	Charles Keene	Y	Tommy Vallejos	Y
Joe L. Creek	Y	Lettie Kendall	Y		

Ayes – 20   Abstentions - 0   Noes - 0

ABSENT: John M. Gannon (1)





TENNESSEE DEPARTMENT OF TRANSPORTATION  
Project Status

12/28/2010

**CHEATHAM COUNTY I-40**

BRIDGE OVER HARPETH RIVER, LM 5.63 (WB)  
Length - 0.0 (Bridge Rehabilitation)  
The engineering is underway.

**CHEATHAM COUNTY SR-12**

BRIDGES AT SYCAMORE CREEK, LM 11.48 AND DRY FORK CREEK, LM 16.41  
Length - 4.9 (Bridge Rehabilitation)  
The engineering is underway.

**CHEATHAM COUNTY SR-49**

BRIDGE OVER HARPETH RIVER, LM 0.39  
Length - 0.0 (Bridge Replacement)  
The right-of-way and/or utility process is underway.

**CHEATHAM COUNTY SR-49**

INTERSECTION AT OLD CLARKSVILLE PIKE  
Length - 0.0 (Reconstruction)  
The engineering is underway

**CHEATHAM - ROBERTSON COUNTIES SR-49**

FROM SR-12 TO I-24  
Length - 9.5 (Location and Environmental Study)  
The advance planning report is complete.

**CHEATHAM COUNTY SR-112 US-41A**

INTERSECTION AT SR-249, LM 1.29  
Length - 0.0 (Signalization)  
The engineering is underway

**CHEATHAM COUNTY SR-251**

BRIDGE OVER SAMS CREEK, LM 0.63  
Length - 0.0 (Bridge Replacement)  
The engineering is underway

**CHEATHAM COUNTY**

PLEASANT VIEW ROAD, BRIDGE OVER SPRING CREEK, LM 9.11 IN PLEASANTVIEW  
Length - 0.1 (Bridge Replacement)  
The right-of-way and/or utility process is underway.



TENNESSEE DEPARTMENT OF TRANSPORTATION

12/28/2010

Project Status

**CHEATHAM COUNTY**

**SPRING CREEK ROAD, BRIDGE OVER SPRING CREEK, LM 0.32 (BRIDGE REPLACEMENT)  
LENGTH - 0.100**

CONTRACT NO.: CNH532  
LET TO CONTRACT: 5/8/2009  
CONTRACTOR: CONCRETE STRUCTURES, INC.  
BID PRICE : \$465,538.22  
EST. COMPLETION DATE: DECEMBER, 2010

**CHEATHAM COUNTY SR-49**

**SOUTH OF SR-249 TO NEAR SYCAMORE CREEK (RESURFACING) LENGTH - 4.010**

CONTRACT NO.: CNH025  
LET TO CONTRACT: 2/6/2009  
CONTRACTOR: EUBANK ASPHALT PAVING & SEALING  
BID PRICE : \$642,972.57  
EST. COMPLETION DATE: DECEMBER, 2010

**CHEATHAM COUNTY I-24**

**INTERCHANGE AT SR-249, EXIT 31 (INTERCHANGE LIGHTING)**

CONTRACT NO.: CNG264  
LET TO CONTRACT: 10/31/2008  
CONTRACTOR: STANSELL ELECTRIC CO., INC.  
BID PRICE : \$205,399.10  
EST. COMPLETION DATE: DECEMBER, 2010



TENNESSEE DEPARTMENT OF TRANSPORTATION

12/28/2010

Project Status

**MONTGOMERY COUNTY SR-112 US-41A**

MCADOO CREEK ROAD TO SR-76, EAST OF CLARKSVILLE

Length - 3.0 (Widen)

The right-of-way and/or utility process is underway.

**MONTGOMERY COUNTY SR-374**

SR-374(WARFIELD BLVD), SOUTH OF DUNBAR CAVE ROAD TO WEST OF STOKES ROAD

Length - 1.7 (Widen)

The right-of-way and/or utility process is underway.

**MONTGOMERY COUNTY SR-374**

FROM NEAR BEVARD ROAD TO NEAR EVANS ROAD

Length - 0.7 (Miscellaneous Safety Improvements)

The engineering is scheduled to begin in the 1st Quarter Calendar Year 2011.

**MONTGOMERY COUNTY**

SR-374, FROM SR-76 TO SR-149; SR-149, FROM PROPOSED SR-374 TO RIVER ROAD

Length - 8.2 (Environmental Studies)

This project is in the early stages of development.

**MONTGOMERY COUNTY**

SR-149, RIVER ROAD TO SR-13; SR-13, SR-149 TO ZINC PLANT ROAD

Length - 3.0 (Widen)

The engineering is underway

**MONTGOMERY COUNTY SR-374PROP**

SR-149 TO DOTSONVILLE ROAD IN CLARKSVILLE

Length - 4.3 (Construction-New)

The advance planning report is complete.

**MONTGOMERY COUNTY SR-374PROP**

DOTSONVILLE ROAD TO SR-76 (US-79) IN CLARKSVILLE

Length - 2.9 (Construction-New)

The engineering is underway.



TENNESSEE DEPARTMENT OF TRANSPORTATION

12/28/2010

Project Status

**MONTGOMERY COUNTY SR-374**

INTERSECTION AT JORDAN ROAD IN CLARKSVILLE

Length - 0.0 (Intersection Improvements and Signals)

The engineering is underway

**MONTGOMERY COUNTY**

DOTSONVILLE ROAD, DUNBAR ROAD TO GIP MANNING ROAD/OGBURN CHAPEL ROAD

Length - 3.0 (Miscellaneous Safety Improvements)

This project is in the early stages of development.

**MONTGOMERY COUNTY SIA**

INDUSTRIAL ACCESS ROAD SERVING TEPPCO IN CLARKSVILLE

Length - 0.8 (Construction-New)

The engineering is underway

**MONTGOMERY COUNTY SIA**

SERVING HEMLOCK SEMICONDUCTOR CORP, FROM SR-13(US-79) TO JIM JOHNSON ROAD  
(CONSTRUCTION-NEW)

CONTRACT NO.:	CNH150
LET TO CONTRACT:	6/12/2009
CONTRACTOR:	EUBANK ASPHALT PAVING & SEALING
BID PRICE :	\$6,374,343.21
EST. COMPLETION DATE:	DECEMBER, 2010



TENNESSEE DEPARTMENT OF TRANSPORTATION

12/28/2010

Project Status

**MONTGOMERY COUNTY I-24**

**FROM THE KENTUCKY STATE LINE TO SR-76 (RESURFACING) LENGTH - 10.580**

CONTRACT NO.: CNJ348  
LET TO CONTRACT: 10/29/2010  
CONTRACTOR: HMA CONTRACTORS, LLC  
BID PRICE : \$4,956,964.70  
EST. COMPLETION DATE: JULY, 2011

**MONTGOMERY COUNTY SR-13**

**CHAMBERS ROAD TO SR-235 (MARION ROAD) (MISCELLANEOUS SAFETY IMPROVEMENTS)  
LENGTH - 4.680**

CONTRACT NO.: CNJ391  
LET TO CONTRACT: 10/29/2010  
CONTRACTOR: LU, INC.  
BID PRICE : \$26,765.50  
EST. COMPLETION DATE: MAY, 2011

**MONTGOMERY COUNTY SR-12**

**BRIDGE OVER LITTLE MCADOO CREEK, LM 4.04 (BRIDGE REHABILITATION) LENGTH - 0.050**

CONTRACT NO.: CNJ929  
LET TO CONTRACT: 10/29/2010  
CONTRACTOR: JAMISON CONSTRUCTION, LLC  
BID PRICE : \$242,841.50  
EST. COMPLETION DATE: SEPTEMBER, 2011

**MONTGOMERY COUNTY SR-13 US-79**

**BRIDGE OVER RED RIVER, LM 21.56 IN CLARKSVILLE (NBL & SBL) (BRIDGE REPLACEMENT)  
LENGTH - 0.416**

CONTRACT NO.: CNH155  
LET TO CONTRACT: 12/11/2009  
CONTRACTOR: BELL & ASSOCIATES CONSTRUCTION, LP  
BID PRICE : \$6,777,255.11  
EST. COMPLETION DATE: NOVEMBER, 2011

**STEWART - MONTGOMERY COUNTIES SR-76 US-79**

**SR-120 TO EAST OF THE MONTGOMERY COUNTY LINE (RECONSTRUCTION) LENGTH - 5.974**

CONTRACT NO.: CNH717  
LET TO CONTRACT: 7/17/2009  
CONTRACTOR: K W LANGFORD EXCAVATING  
BID PRICE : \$18,702,099.41  
EST. COMPLETION DATE: OCTOBER, 2011



Project Status

**RUTHERFORD - WILLIAMSON COUNTY SR-96**

FROM SR-840 IN WILLIAMSON COUNTY TO EAST OF OVERALL CREEK NEAR  
MURFREESBORO

Length - 7.2 (Reconstruction)

The engineering is underway.

**WILLIAMSON COUNTY I-65**

FROM NORTH OF SR-840 TO SR-96 (INCLUDES SR-248 - GOOSE CREEK INTERCHANGE)

Length - 6.0 (Right-of-Way)

The engineering is underway

**WILLIAMSON COUNTY I-65**

FROM NEAR SR-840 TO SR-248

Length - 2.7 (Widen)

The engineering is underway.

**WILLIAMSON COUNTY I-65**

INTERCHANGE MODIFICATION AT SR-248(GOOSE CREEK BY-PASS)

Length - 0.0 (Modify Interchange)

The engineering is underway.

**WILLIAMSON COUNTY SR-840S**

WEST OF LEIPERS CREEK ROAD TO WEST OF SR-246 (CARTER'S CREEK PIKE)

Length - 3.2 (Paving)

This project is in the early stages of development.

**WILLIAMSON COUNTY SR-840S**

FROM WEST OF CARTER'S CREEK PIKE (SR-246) TO SR-6

Length - 3.1 (Paving)

This project is in the early stages of development.

**WILLIAMSON COUNTY SR-6 US-31**

SR-253 (CONCORD ROAD) TO SR-441 (MOORES LANE)

Length - 2.3 (Reconstruction)

Locals are performing the engineering.



Project Status

**WILLIAMSON COUNTY SR-6**

INTERSECTION AT CRITZ LANE IN THOMPSON'S STATION

Length - 0.0 (Turn Lanes)

The engineering is scheduled to begin in the 1st Quarter Calendar Year 2011.

**WILLIAMSON - DAVIDSON COUNTIES SR-11 US-31A**

SOUTH OF BURKITT ROAD TO NEAR SR-254 (OLD HICKORY BLVD.)

Length - 4.4 (Reconstruction)

The engineering is underway

**WILLIAMSON COUNTY SR-96**

FROM EAST OF ARNO ROAD TO SR-252 (WILSON PIKE)

Length - 5.6 (Reconstruction)

The right-of-way and/or utility process is underway.

**WILLIAMSON COUNTY SR-96**

EAST OF SR-252 (WILSON PIKE) TO SR-840

Length - 6.1 (Reconstruction)

The engineering is underway

**WILLIAMSON COUNTY SR-248**

BRIDGE OVER FIVE MILE CREEK, LM 3.47

Length - 0.0 (Bridge Rehabilitation)

The engineering is underway.

**WILLIAMSON - DAVIDSON COUNTIES SR-253**

(CONCORD ROAD), EDMONDSON PIKE TO SR-11(NOLENSVILLE ROAD)

Length - 3.6 (Right-of-Way)

The right-of-way and/or utility process is underway.

**WILLIAMSON - DAVIDSON COUNTIES SR-253**

(CONCORD ROAD), SUNSET RD. TO SR-11(NOLENSVILLE ROAD)

Length - 2.3 (Widen)

The right-of-way and/or utility process is underway.



Project Status

**WILLIAMSON COUNTY SR-253**

(CONCORD ROAD), WILSON PIKE TO SUNSET ROAD

Length - 3.2 (Signalization)

This project is in the early stages of development.

**WILLIAMSON COUNTY SR-397**

MACK HATCHER PARKWAY WEST, SR-6 SOUTH OF FRANKLIN TO SR-106 NORTH OF FRANKLIN

Length - 7.0 (Environmental Studies)

The environmental studies are complete.

**WILLIAMSON COUNTY SR-397**

(MACK HATCHER PARKWAY WEST), FROM SOUTH OF SR-96 WEST OF FRANKLIN TO EAST OF SR-106 (US-431) NORTH OF FRANKLIN

Length - 2.7 (Construction-New)

The right-of-way and/or utility process is being performed by the local agency.

**WILLIAMSON COUNTY SR-397**

MACK HATCHER PARKWAY, SR-96 EAST OF FRANKLIN TO SR-6 (US-31) NORTH OF FRANKLIN

Length - 2.7 (Widen)

The right-of-way and/or utility process is underway.





TENNESSEE DEPARTMENT OF TRANSPORTATION

12/28/2010

Project Status

**WILLIAMSON COUNTY SR-100**

**FROM WEST OF BOWIE LAKE ROAD TO COX PIKE IN FAIRVIEW (MISCELLANEOUS IMPROVEMENTS) LENGTH - 1.300**

CONTRACT NO.: CNJ379  
LET TO CONTRACT: 10/29/2010  
CONTRACTOR: HIGHWAYS, INC.  
BID PRICE : \$3,261,880.36  
EST. COMPLETION DATE: OCTOBER, 2012

**WILLIAMSON COUNTY SR-252**

**(WILSON PIKE), INTERSECTION AT RAILROAD UNDERPASS NEAR TULLOSS ROAD (SAFETY) LENGTH - 0.100**

CONTRACT NO.: CNJ384  
LET TO CONTRACT: 10/29/2010  
CONTRACTOR: LU, INC.  
BID PRICE : \$15,695.82  
EST. COMPLETION DATE: MAY, 2011

**WILLIAMSON COUNTY I-65**

**FROM NORTH OF SR-248(GOOSE CREEK BY-PASS) TO NORTH OF SR-96 (WIDEN) LENGTH - 3.635**

CONTRACT NO.: CNJ324  
LET TO CONTRACT: 9/17/2010  
CONTRACTOR: LOJAC ENTERPRISES, INC.  
BID PRICE : \$27,778,103.37  
EST. COMPLETION DATE: NOVEMBER, 2012

**WILLIAMSON COUNTY SR-106 US-431**

**BRIDGE OVER WEST HARPETH RIVER, LM 5.09 (BRIDGE REHABILITATION)**

CONTRACT NO.: CNJ205  
LET TO CONTRACT: 8/6/2010  
CONTRACTOR: GENERAL CONSTRUCTORS, INC.  
BID PRICE : \$425,888.75  
EST. COMPLETION DATE: MAY, 2011

**DAVIDSON - SUMNER - WILLIAMSON - WILSON COUNTY**

**NASHVILLE ITS SYSTEM MAINTENANCE (2010-2013) (INTELLIGENT TRANSPORTATION SYSTEM)**

CONTRACT NO.: CNJ124  
LET TO CONTRACT: 4/30/2010  
CONTRACTOR: STANSELL ELECTRIC CO., INC.  
BID PRICE : \$1,952,770.00  
EST. COMPLETION DATE: JULY, 2013



TENNESSEE DEPARTMENT OF TRANSPORTATION

12/28/2010

Project Status

**WILLIAMSON COUNTY SR-840S**

**SOUTHEAST OF SR-100 TO WEST OF BENDING CHESTNUT ROAD (PAVING) LENGTH - 6.059**

CONTRACT NO.: CNJ043  
LET TO CONTRACT: 2/5/2010  
CONTRACTOR: EUBANK ASPHALT PAVING & SEALING  
BID PRICE : \$12,732,145.25  
EST. COMPLETION DATE: OCTOBER, 2012

**WILLIAMSON COUNTY SR-840S**

**WEST OF BENDING CHESTNUT ROAD TO WEST OF LEIPERS CREEK ROAD  
(CONSTRUCTION-NEW) LENGTH - 3.481**

CONTRACT NO.: CNJ043  
LET TO CONTRACT: 2/5/2010  
CONTRACTOR: EUBANK ASPHALT PAVING & SEALING  
BID PRICE : \$42,450,669.54  
EST. COMPLETION DATE: OCTOBER, 2012

**WILLIAMSON - DAVIDSON COUNTIES SR-106**

**BRIDGES OVER BEECH CREEK, LM 23.11 AND LITTLE HARPETH RIVER, LM 23.65 (BRIDGE  
REPLACEMENT) LENGTH - 0.538**

CONTRACT NO.: CNH203  
LET TO CONTRACT: 8/7/2009  
CONTRACTOR: MOUNTAIN STATES CONTRACTORS, INC.  
BID PRICE : \$3,522,375.97  
EST. COMPLETION DATE: DECEMBER, 2010

**WILLIAMSON COUNTY SR-253**

**(CONCORD ROAD), EDMONDSON PIKE TO EAST OF SUNSET ROAD IN BRENTWOOD (WIDEN)  
LENGTH - 1.307**

CONTRACT NO.: CNH170  
LET TO CONTRACT: 6/12/2009  
CONTRACTOR: CBM ENTERPRISES, INC.  
BID PRICE : \$5,381,894.18  
EST. COMPLETION DATE: DECEMBER, 2010

**WILLIAMSON COUNTY**

**M09LTR3\_C94SR\_MOW (MOWING/LITTER)**

CONTRACT NO.: CNH918  
LET TO CONTRACT: 1/16/2009  
CONTRACTOR: SALAZAR CONTRACTIN, INC.  
BID PRICE : \$187,827.75  
EST. COMPLETION DATE: DECEMBER, 2010



TENNESSEE DEPARTMENT OF TRANSPORTATION

12/28/2010

Project Status

**WILLIAMSON COUNTY SR-840S**

**WEST OF LEIPERS CREEK ROAD TO WEST OF SR-6 (COLUMBIA PIKE) (STAGE  
CONSTRUCTION-NEW) LENGTH - 7.953**

CONTRACT NO.: CNG840  
LET TO CONTRACT: 12/12/2008  
CONTRACTOR: BELL & ASSOCIATES CONSTRUCTION, LP  
BID PRICE : \$87,360,841.47  
EST. COMPLETION DATE: MARCH, 2011

**WILLIAMSON COUNTY I-65S**

**M09LTR3 C94I SIGN REPAIR I65SB (MAINTENANCE)**

CONTRACT NO.: CNG240  
LET TO CONTRACT: 8/1/2008  
CONTRACTOR: LU, INC.  
BID PRICE : \$110,110.00  
EST. COMPLETION DATE: DECEMBER, 2010

**DAVIDSON - SUMNER - WILLIAMSON COUNTY**

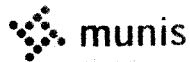
**NASHVILLE ITS PHASE 3 AT VARIOUS LOCATIONS (INTELLIGENT TRANSPORTATION SYSTEM)  
LENGTH - 115.000**

CONTRACT NO.: CNF075  
LET TO CONTRACT: 10/19/2007  
CONTRACTOR: TRANS TECH ELECTRIC, L.P.  
BID PRICE : \$41,146,448.95  
EST. COMPLETION DATE: DECEMBER, 2010

**DAVIDSON - SUMNER - WILLIAMSON - WILSON COUNTY**


**NASHVILLE ITS SYSTEM- MAINTENANCE PHASE 1 (2007-2010) (INTELLIGENT TRANSPORTATION  
SYSTEM)**

CONTRACT NO.: CNF199  
LET TO CONTRACT: 6/1/2007  
CONTRACTOR: TRAFFIC CONTROL DEVICES, INC.  
BID PRICE : \$1,793,039.00  
EST. COMPLETION DATE: DECEMBER, 2010

02/10/2011 10:56  
sholtMONTGOMERY COUNTY GOVERNMENT, TN  
YEAR-TO-DATE BUDGET REPORTPG 1  
glytdbud

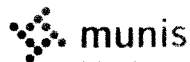
FOR 2011 07

	ORIGINAL ESTIM REV	ESTIM REV ADJSTMTS	REVISED EST REV	ACTUAL YTD REVENUE	REMAINING REVENUE	PCT COLL
101 COUNTY GENERAL						
40110 CURRENT PROPERTY TAX	-27,528,000	0	-27,528,000	-14,053,199.86	-13,474,800.14	51.1%
40120 TRUSTEE'S COLLECTIONS - PYR	-721,000	0	-721,000	-442,103.74	-278,896.26	61.3%
40140 INTEREST & PENALTY	-200,000	0	-200,000	-85,783.09	-114,216.91	42.9%
40161 PMTS IN LIEU OF TAXES - T.V.A	-2,100	0	-2,100	-762.74	-1,337.26	36.3%
40162 PMTS IN LIEU OF TAXES -UTILIT	-740,350	0	-740,350	-429,747.89	-310,602.11	58.0%
40163 PMTS IN LIEU OF TAXES - OTHER	-765,610	0	-765,610	-81,637.60	-683,972.40	10.7%
40220 HOTEL/MOTEL TAX	-1,315,391	0	-1,315,391	-782,904.89	-532,486.11	59.5%
40250 LITIGATION TAX - GENERAL	-462,500	0	-462,500	-174,321.79	-288,178.21	37.7%
40260 LITIGATION TAX-SPECIAL PURPOS	-95,000	0	-95,000	-32,435.83	-62,564.17	34.1%
40270 BUSINESS TAX	-900,000	0	-900,000	-309,069.82	-590,930.18	34.3%
40320 BANK EXCISE TAX	-115,000	0	-115,000	.00	-115,000.00	.0%
40330 WHOLESALE BEER TAX	-385,000	0	-385,000	-215,568.04	-169,431.96	56.0%
40350 INTERSTATE TELECOMMUNICATIONS	-2,900	0	-2,900	-1,100.07	-1,799.93	37.9%
41120 ANIMAL REGISTRATION	-22,800	0	-22,800	-13,258.00	-9,542.00	58.1%
41130 ANIMAL VACCINATION	-4,000	0	-4,000	-3,102.00	-898.00	77.6%
41140 CABLE TV FRANCHISE	-190,500	0	-190,500	-50,283.89	-140,216.11	26.4%
41520 BUILDING PERMITS	-700,000	0	-700,000	-388,462.02	-311,537.98	55.5%
41540 PLUMBING PERMITS	-6,000	0	-6,000	-1,180.00	-4,820.00	19.7%
41590 OTHER PERMITS	-168,203	0	-168,203	-24,796.34	-143,406.66	14.7%
42110 FINES	-11,000	0	-11,000	-3,954.37	-7,045.63	35.9%
42120 OFFICERS COSTS	-24,200	0	-24,200	-10,827.13	-13,372.87	44.7%
42141 DRUG COURT FEES	-4,500	0	-4,500	-2,107.05	-2,392.95	46.8%
42150 JAIL FEES CIRCUIT COURT	-42,604	0	-42,604	-15,891.91	-26,712.09	37.3%
42190 DATA ENTRY FEES -CIRCUIT COUR	-6,100	0	-6,100	-2,161.54	-3,938.46	35.4%
42191 COURTROOM SECURITY - CIRCUIT	-6,000	0	-6,000	-2,579.01	-3,420.99	43.0%
42192 CIRCUIT COURT VICTIMS ASSESS	-30,500	0	-30,500	-25,845.93	-4,654.07	84.7%
42310 FINES	-369,450	0	-369,450	-139,947.45	-229,502.55	37.9%
42311 FINES - LITTERING	-143	0	-143	-460.75	317.75	322.2%
42320 OFFICERS COSTS	-238,328	0	-238,328	-91,300.93	-147,027.07	38.3%
42330 GAME & FISH FINES	-1,000	0	-1,000	-111.63	-888.37	11.2%
42341 DRUG COURT FEES	-20,000	0	-20,000	-7,041.00	12,959.00	35.2%
42350 JAIL FEES GENERAL SESSIONS	-278,266	0	-278,266	-98,152.19	-180,113.81	35.3%
42380 DUI TREATMENT FINES	-22,000	0	-22,000	-13,618.72	-8,381.28	61.9%
42390 DATA ENTRY FEE-GENERAL SESS	-29,500	0	-29,500	-11,098.91	-18,401.09	37.6%
42392 GEN SESSIONS VICTIM ASSESSMNT	-63,000	0	-63,000	-26,319.22	-36,680.78	41.8%
42410 FINES	-2,000	0	-2,000	-840.00	-1,160.00	42.0%
42450 JAIL FEES	-110,000	0	-110,000	-43,287.72	-66,712.28	39.4%
42490 DATA ENTRY FEE-JUVENILE COURT	-5,000	0	-5,000	-3,279.41	-1,720.59	65.6%
42520 OFFICERS COSTS	-24,000	0	-24,000	-14,690.75	-9,309.25	61.2%
42530 DATA ENTRY FEE -CHANCERY COUR	-2,000	0	-2,000	-1,080.00	-920.00	54.0%

02/10/2011 10:56  
sholtMONTGOMERY COUNTY GOVERNMENT, TN  
YEAR-TO-DATE BUDGET REPORTPG 2  
glytdbud

FOR 2011 07

	ORIGINAL ESTIM REV	ESTIM REV ADJSTMTS	REVISED EST REV	ACTUAL YTD REVENUE	REMAINING REVENUE	PCT COLL
42610 FINES	-300	0	-300	-2,297.50	1,997.50	765.8%
42641 DRUG COURT FEES	-22,000	0	-22,000	-7,825.00	-14,175.00	35.6%
42660 DISTRICT ATTORNEY GENERAL FEE	-23,500	0	-23,500	-9,299.83	-14,200.17	39.6%
42900 OTHER FINES/FORFEITURE/PENALT	-500	0	-500	-656.00	156.00	131.2%
42990 OTHER FINES/FORFEITS/PENALTIE	-19,000	0	-19,000	-8,233.30	-10,766.70	43.3%
43120 PATIENT CHARGES	-3,750,000	0	-3,750,000	-2,181,816.50	-1,568,183.50	58.2%
43140 ZONING STUDIES	-2,000	0	-2,000	-1,100.00	-900.00	55.0%
43190 OTHER GENERAL SERVICE CHARGES	-55,000	0	-55,000	-19,740.00	-35,260.00	35.9%
43340 RECREATION FEES	-41,550	30,900	-10,650	-4,746.50	-5,903.50	44.6%
43350 COPY FEES	-6,660	0	-6,660	-5,467.50	-1,192.50	82.1%
43370 TELEPHONE COMMISSIONS	-194,275	0	-194,275	-59,350.12	-134,924.88	30.5%
43380 VENDING MACHINE COLLECTIONS	-50,000	0	-50,000	-21,885.25	-28,114.75	43.8%
43392 DATA PROCESSING FEES -REGISTE	-75,000	0	-75,000	-42,878.00	-32,122.00	57.2%
43393 PROBATION FEES	-23,625	0	-23,625	-7,524.00	-16,101.00	31.8%
43394 DATA PROCESSING FEES - SHERIF	-38,554	0	-38,554	-14,436.25	-24,117.75	37.4%
43395 SEXUAL OFFENDER FEE - SHERIFF	-23,941	0	-23,941	-2,600.00	-21,341.00	10.9%
43396 DATA PROCESSING FEE-COUNTY CL	-10,000	0	-10,000	-4,058.00	-5,942.00	40.6%
43990 OTHER CHARGES FOR SERVICES	-900	0	-900	-57.00	-843.00	6.3%
44110 INTEREST EARNED	-1,750,120	0	-1,750,120	-272,955.32	-1,477,164.68	15.6%
44120 LEASE/RENTALS	-603,052	0	-603,052	-334,264.68	-268,787.32	55.4%
44140 SALE OF MAPS	-1,500	0	-1,500	-581.79	-918.21	38.8%
44170 MISCELLANEOUS REFUNDS	-113,000	0	-113,000	-129,241.34	16,241.34	114.4%
44530 SALE OF EQUIPMENT	0	0	0	-275.00	275.00	100.0%
44560 DAMAGES RECOVERED -INDIVIDUAL	0	0	0	-273.00	273.00	100.0%
44570 CONTRIBUTIONS & GIFTS	-9,688	0	-9,688	-4,900.00	-4,788.00	50.6%
44990 OTHER LOCAL REVENUES	-622,900	0	-622,900	-333,913.24	-288,986.76	53.6%
45510 COUNTY CLERK	-1,258,000	0	-1,258,000	-675,356.76	-582,643.24	53.7%
45520 CIRCUIT COURT CLERK	-775,000	0	-775,000	-346,494.90	-428,505.10	44.7%
45540 GENERAL SESSIONS COURT CLERK	-1,410,000	0	-1,410,000	-560,929.39	-849,070.61	39.8%
45550 CLERK & MASTER	-320,000	0	-320,000	-162,515.18	-157,484.82	50.8%
45580 REGISTER	-1,000,000	0	-1,000,000	-464,532.92	-535,467.08	46.5%
45590 SHERIFF	-19,249	0	-19,249	-14,112.31	-5,136.69	73.3%
45610 TRUSTEE	-2,850,000	0	-2,850,000	-1,438,376.15	-1,411,623.85	50.5%
46110 JUVENILE SERVICES PROGRAM	-584,367	0	-584,367	-297,239.41	-287,127.59	50.9%
46210 LAW ENFORCEMENT TRAINING PROG	-46,800	0	-46,800	.00	-46,800.00	.0%
46430 LITTER PROGRAM	-59,309	0	-59,309	-18,152.98	-41,156.02	30.6%
46490 OTHER PUBLIC SAFETY GRANTS	-100,000	0	-100,000	.00	-100,000.00	.0%
46810 FLOOD CONTROL	-330	0	-330	.00	-330.00	.0%
46830 BEER TAX	-17,500	0	-17,500	-9,387.33	-8,112.67	53.6%
46840 ALCOHOLIC BEVERAGE TAX	-166,000	0	-166,000	-78,559.23	-87,440.77	47.3%
46851 STATE REVENUE SHARING - T.V.A	-1,250,000	0	-1,250,000	-706,228.28	-543,771.72	56.5%
46880 BOARD OF JURORS	-10,000	0	-10,000	-6,455.68	-3,544.32	64.6%
46890 PRISONER TRANSPORTATION	-13,704	0	-13,704	-7,661.04	-6,042.96	55.9%
46915 CONTRACTED PRISONER BOARDING	-851,000	0	-851,000	-382,550.00	-468,450.00	45.0%

02/10/2011 10:56  
sholtMONTGOMERY COUNTY GOVERNMENT, TN  
YEAR-TO-DATE BUDGET REPORTPG 3  
glytdbud

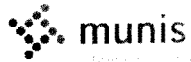
FOR 2011 07

	ORIGINAL ESTIM REV	ESTIM REV ADJSTMTS	REVISED EST REV	ACTUAL YTD REVENUE	REMAINING REVENUE	PCT COLL
46960 REGISTRAR'S SALARY SUPPLEMENT	-16,380	0	-16,380	-7,582.00	-8,798.00	46.3%
46980 OTHER STATE GRANTS	-2,718,623	-120,221	-2,838,844	-1,007,311.60	-1,831,532.40	35.5%
46990 OTHER STATE REVENUES	-16,500	0	-16,500	-5,909.24	-10,590.76	35.8%
47114 USDA - OTHER	0	0	0	-22,000.00	22,000.00	100.0%
47220 CIVIL DEFENSE REIMBURSEMENT	-68,000	0	-68,000	-1,814.00	-66,186.00	2.7%
47235 HOMELAND SECURITY GRANTS	-1,122,436	-60,008	-1,182,444	-47,422.50	-1,135,021.38	4.0%
47250 LAW ENFORCEMENT GRANTS	-1,326	0	-1,326	-2,249.25	923.25	169.6%
47302 ARRA GRANT #2	-50,000	0	-50,000	-22,049.91	-27,950.09	44.1%
47303 UDDOJ - MDT-ARRA	-129,156	-34,653	-163,809	-51,438.13	-112,370.87	31.4%
47305 ARRA - EECBG	0	-100,000	-100,000	.00	-100,000.00	.0%
47990 OTHER DIRECT FEDERAL REVENUE	-98,759	-53,342	-152,101	-59,776.34	-92,324.66	39.3%
48110 PRISONER BOARD	0	0	0	-61,805.00	61,805.00	100.0%
48130 CONTRIBUTIONS	-133,645	0	-133,645	-40,256.92	-93,388.08	30.1%
48610 DONATIONS	-24,985	-32,000	-56,985	-68,364.26	11,379.26	120.0%
49700 INSURANCE RECOVERY	0	0	0	-6,504.00	6,504.00	100.0%
49800 OPERATING TRANSFERS	-302,028	0	-302,028	-4,999.98	-297,028.02	1.7%
49951 FLOOD RECOVERY	0	0	0	-51,880.52	51,880.52	100.0%
TOTAL COUNTY GENERAL	-58,464,107	-369,324	-58,833,431	-27,704,603.56	-31,128,827.32	47.1%

## 131 GENERAL ROADS

40110 CURRENT PROPERTY TAX	-3,552,000	0	-3,552,000	-1,813,316.11	-1,738,683.89	51.1%
40120 TRUSTEE'S COLLECTIONS - PYR	-108,000	0	-108,000	-57,041.28	-50,958.72	52.8%
40140 INTEREST & PENALTY	-25,000	0	-25,000	-11,067.95	-13,932.05	44.3%
40270 BUSINESS TAX	-50,000	0	-50,000	-26,643.95	-23,356.05	53.3%
40280 MINERAL SEVERANCE TAX	-263,000	0	-263,000	-203,949.45	-59,050.55	77.5%
40320 BANK EXCISE TAX	-17,000	0	-17,000	.00	-17,000.00	.0%
43380 VENDING MACHINE COLLECTIONS	-100	0	-100	-85.57	-14.43	85.6%
44135 SALE OF GASOLINE	-34,000	0	-34,000	-24,955.30	-9,044.70	73.4%
44170 MISCELLANEOUS REFUNDS	-30,000	0	-30,000	-14,382.79	-15,617.21	47.9%
46410 BRIDGE PROGRAM	-300,000	0	-300,000	.00	-300,000.00	.0%
46420 STATE AID PROGRAM	-900,000	0	-900,000	-185,236.42	-714,763.58	20.6%
46920 GASOLINE & MOTOR FUEL TAX	-2,623,346	0	-2,623,346	-1,372,334.62	-1,251,011.38	52.3%
46930 PETROLEUM SPECIAL TAX	-108,233	0	-108,233	-54,116.52	-54,116.48	50.0%
48120 PAVING & MAINTENANCE	-100,000	0	-100,000	-23,374.62	-76,625.38	23.4%
49700 INSURANCE RECOVERY	0	0	0	-17,236.00	17,236.00	100.0%
49800 OPERATING TRANSFERS	-670,937	0	-670,937	.00	-670,937.00	.0%
TOTAL GENERAL ROADS	-8,781,616	0	-8,781,616	-3,803,740.58	-4,977,875.42	43.3%

## 151 DEBT SERVICE

02/10/2011 10:56  
sholtMONTGOMERY COUNTY GOVERNMENT, TN  
YEAR-TO-DATE BUDGET REPORTPG 4  
glytdbud

FOR 2011 07

	ORIGINAL ESTIM REV	ESTIM REV ADJSTMTS	REVISED EST REV	ACTUAL YTD REVENUE	REMAINING REVENUE	PCT COLL
40110 CURRENT PROPERTY TAX	-25,160,000	0	-25,160,000	-12,844,322.46	-12,315,677.54	51.1%
40120 TRUSTEE'S COLLECTIONS - PYR	-550,000	0	-550,000	-399,313.56	-150,686.44	72.6%
40140 INTEREST & PENALTY	-100,000	0	-100,000	-77,480.36	-22,519.64	77.5%
40210 LOCAL OPTION SALES TAX	-2,400,000	0	-2,400,000	-1,565,837.39	-834,162.61	65.2%
40250 LITIGATION TAX - GENERAL	-240,000	0	-240,000	-153,040.74	-86,959.26	63.8%
40266 LITIGATION TAX-JAIL/WH/CH	-360,000	0	-360,000	-167,403.39	-192,596.61	46.5%
40270 BUSINESS TAX	-40,000	0	-40,000	-26,643.95	-13,356.05	66.6%
40285 ADEQUATE FACILITIES TAX	-800,000	0	-800,000	-315,200.00	-484,800.00	39.4%
40320 BANK EXCISE TAX	-100,000	0	-100,000	.00	100,000.00	.0%
44110 INTEREST EARNED	-200,000	0	-200,000	-28,645.98	-171,354.02	14.3%
44570 CONTRIBUTIONS & GIFTS	-785,000	0	-785,000	-785,714.29	714.29	100.1%
47715 TAX CREDIT BOND REBATE	0	0	0	-63,868.61	63,868.61	100.0%
48990 OTHER	-112,376	0	-112,376	.00	-112,376.00	.0%
49800 OPERATING TRANSFERS	0	0	0	-275,399.37	275,399.37	100.0%
TOTAL DEBT SERVICE	-30,847,376	0	-30,847,376	-16,702,870.10	-14,144,505.90	54.1%
171 CAPITAL PROJECTS						
40110 CURRENT PROPERTY TAX	-1,095,200	0	-1,095,200	-559,105.81	-536,094.19	51.1%
40120 TRUSTEE'S COLLECTIONS - PYR	-41,000	0	-41,000	-22,343.13	-18,656.87	54.5%
40140 INTEREST & PENALTY	0	0	0	-4,335.32	4,335.32	100.0%
44110 INTEREST EARNED	0	0	0	-5,084.14	5,084.14	100.0%
44530 SALE OF EQUIPMENT	0	-23,406	-23,406	-23,406.00	.00	100.0%
46190 OTHER GENERAL GOVERNMENT GRAN	-15,100	0	-15,100	.00	-15,100.00	.0%
46800 OTHER STATE REVENUES	0	-2,106,151	-2,106,151	-2,106,151.00	.00	100.0%
46980 OTHER STATE GRANTS	0	-2,300	-2,300	-24,333.30	22,033.30	1058.0%
48610 DONATIONS	0	0	0	-100.00	100.00	100.0%
49100 BOND PROCEEDS	-2,500,000	-1,125,000	-3,625,000	-1,757,208.00	-1,867,792.00	48.5%
49700 INSURANCE RECOVERY	0	-19,337	-19,337	-40,549.45	21,212.06	209.7%
49800 OPERATING TRANSFERS	0	0	0	-9,981.35	9,981.35	100.0%
TOTAL CAPITAL PROJECTS	-3,651,300	-3,276,194	-6,927,494	-4,552,597.50	-2,374,896.87	65.7%
266 WORKER'S COMPENSATION						
44110 INTEREST EARNED	0	0	0	-1,229.76	1,229.76	100.0%
49800 OPERATING TRANSFERS	-793,534	0	-793,534	.00	-793,534.00	.0%
TOTAL WORKER'S COMPENSATION	-793,534	0	-793,534	-1,229.76	-792,304.24	.2%
GRAND TOTAL	-102,537,933	-3,645,518	-106,183,451	-52,765,041.50	-53,418,409.75	49.7%

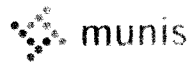
\*\* END OF REPORT - Generated by Shannon Holt \*\*

02/10/2011 10:54  
sholtMONTGOMERY COUNTY GOVERNMENT, TN  
YEAR-TO-DATE BUDGET REPORTPG 1  
glytdbud

FOR 2011 07

	ORIGINAL APPROP	TRANFRS/ ADJSTMTS	REVISED BUDGET	YTD EXPENDED	ENC/REQ	AVAILABLE BUDGET	PCT USED
101 COUNTY GENERAL							
51100 COUNTY COMMISSION	207,248	0	207,248	83,228.85	2,349.13	121,670.02	41.3%
51210 BOARD OF EQUALIZATION	2,688	0	2,688	.00	.00	2,688.00	.0%
51220 BEER BOARD	3,076	0	3,076	536.10	.00	2,539.90	17.4%
51240 OTHER BOARDS & COMMITTEES	3,121	0	3,121	1,291.90	.00	1,829.10	41.4%
51300 COUNTY MAYOR	438,408	0	438,408	247,237.59	4,333.86	186,836.55	57.4%
51310 HUMAN RESOURCES	326,992	0	326,992	156,001.10	4,118.99	166,871.91	49.0%
51400 COUNTY ATTORNEY	24,000	0	24,000	37,181.30	.00	-13,181.30	154.9%
51500 ELECTION COMMISSION	623,767	0	623,767	422,430.49	3,855.84	197,480.67	68.3%
51600 REGISTER OF DEEDS	445,942	0	445,942	253,637.00	7,346.03	184,958.97	58.5%
51720 PLANNING	332,227	0	332,227	249,170.25	.00	83,056.75	75.0%
51730 BUILDING	144,327	0	144,327	81,580.26	.00	62,746.74	56.5%
51750 CODES COMPLIANCE	613,828	9,900	623,728	338,997.10	3,965.80	280,765.10	55.0%
51760 GEOGRAPHICAL INFO SYSTEMS	114,896	0	114,896	58,835.31	25,795.00	30,265.69	73.7%
51800 COUNTY BUILDINGS	1,307,170	21,891	1,329,061	793,924.81	30,784.80	504,351.39	62.1%
51810 COURTS COMPLEX	1,156,489	0	1,156,489	685,409.44	34,917.65	436,161.91	62.3%
51900 OTHER GENERAL ADMINISTRATION	555,014	0	555,014	326,179.55	104.00	228,730.45	58.8%
51910 ARCHIVES	120,261	5,000	125,261	66,258.86	929.90	58,072.24	53.6%
52100 ACCOUNTS & BUDGETS	743,362	0	743,362	346,612.26	4,378.97	392,370.77	47.2%
52200 PURCHASING	279,272	0	279,272	155,337.87	2,884.06	121,050.07	56.7%
52300 PROPERTY ASSESSOR'S OFFICE	1,047,499	0	1,047,499	577,892.08	9,987.32	459,619.60	56.1%
52310 REAPPRAISAL PROGRAM	0	0	0	.00	.00	.00	.0%
52400 COUNTY TRUSTEES OFFICE	465,166	58,000	523,166	296,679.27	4,385.96	222,100.77	57.5%
52500 COUNTY CLERK'S OFFICE	1,702,060	-25,000	1,677,060	915,340.76	13,564.05	748,155.19	55.4%
52600 INFORMATION SYSTEMS	1,345,236	800	1,346,036	814,481.64	28,483.16	503,070.70	62.6%
52900 OTHER FINANCE	50,550	0	50,550	14,841.60	.00	35,708.40	29.4%
53100 CIRCUIT COURT	1,984,697	0	1,984,697	1,043,511.42	14,766.43	926,419.15	53.3%
53300 GENERAL SESSIONS COURT	1,679,191	81,421	1,760,612	940,739.19	1,351.05	818,521.76	53.5%
53330 DRUG COURT	50,000	0	50,000	14,427.58	18,480.00	17,092.42	65.8%
53400 CHANCERY COURT	483,277	0	483,277	267,995.91	.00	215,281.09	55.5%
53600 DISTRICT ATTORNEY GENERAL	139,983	48,224	188,207	76,622.05	5,752.55	105,832.40	43.8%
53610 OFFICE OF PUBLIC DEFENDER	23,625	0	23,625	5,325.60	1,045.20	17,254.20	27.0%
53700 JUDICIAL COMMISSIONERS	245,834	0	245,834	134,721.61	1,288.00	109,824.39	55.3%
53900 OTHER ADMINISTRATION/ JUSTICE	520,111	0	520,111	254,153.01	1,110.92	264,847.07	49.1%
53910 ADULT PROBATION SERVICES	842,861	0	842,861	427,685.96	44,156.50	371,018.54	56.0%
54110 SHERIFF'S DEPARTMENT	7,128,347	134,448	7,262,795	3,811,922.30	89,369.88	3,361,502.72	53.7%
54120 SPECIAL PATROLS	1,758,504	0	1,758,504	926,027.33	10,335.93	822,140.74	53.2%
54160 SEXUAL OFFENDER REGISTRY	16,841	0	16,841	3,536.08	232.50	13,072.42	22.4%
54210 JAIL	11,482,077	0	11,482,077	6,307,535.88	385,583.70	4,788,957.42	58.3%
54220 WORKHOUSE	1,599,247	0	1,599,247	884,060.53	107,010.88	608,175.59	62.0%
54230 COMMUNITY CORRECTIONS	468,789	0	468,789	249,473.45	15,734.94	203,580.61	56.6%



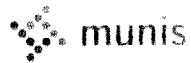
02/10/2011 10:54  
sholtMONTGOMERY COUNTY GOVERNMENT, TN  
YEAR-TO-DATE BUDGET REPORTPG 2  
glytdbud

FOR 2011 07

	ORIGINAL APPROP	TRANFRS/ ADJSTMTS	REVISED BUDGET	YTD EXPENDED	ENC/REQ	AVAILABLE BUDGET	PCT USED
54240 JUVENILE SERVICES	214,711	-2,545	212,166	124,169.01	1,289.15	86,707.84	59.1%
54310 FIRE PREVENTION & CONTROL	187,840	40,500	228,340	127,214.64	17,066.80	84,058.56	63.2%
54410 EMERGENCY MANAGEMENT	390,458	0	390,458	226,025.47	2,783.56	161,648.97	58.6%
54490 OTHER EMERGENCY MANAGEMENT	1,111,936	19,508	1,131,444	86,632.49	152,825.00	891,986.39	21.2%
54610 COUNTY CORONER / MED EXAMINER	213,120	0	213,120	61,600.00	.00	151,520.00	28.9%
55110 HEALTH DEPARTMENT	267,892	0	267,892	140,157.49	5,579.11	122,155.40	54.4%
55120 RABIES & ANIMAL CONTROL	467,072	22,000	489,072	259,472.85	28,609.91	200,989.24	58.9%
55130 AMBULANCE SERVICE	6,747,526	22,000	6,769,526	3,941,761.71	288,253.07	2,539,511.22	62.5%
55190 OTHER LOCAL HLTH SRVCS (WIC)	2,076,400	57,900	2,134,300	1,027,086.24	1,662.12	1,105,551.64	48.2%
55310 REGIONAL MENTAL HEALTH CENTER	10,000	0	10,000	10,000.00	.00	.00	100.0%
55390 APPROPRIATION TO STATE	214,695	0	214,695	152,543.25	.00	62,151.75	71.1%
55590 OTHER LOCAL WELFARE SERVICES	101,825	0	101,825	48,200.00	.00	53,625.00	47.3%
55900 OTHER PUBLIC HEALTH & WELFARE	42,500	0	42,500	66,850.00	.00	-24,350.00	157.3%
56500 LIBRARIES	1,604,251	0	1,604,251	1,069,500.64	.00	534,750.36	66.7%
56700 PARKS & FAIR BOARDS	307,837	0	307,837	150,419.21	12,291.18	145,126.61	52.9%
56900 OTHER SOCIAL, CULTURAL & REC	9,728	0	9,728	5,007.65	.00	4,720.35	51.5%
57100 AGRICULTURAL EXTENSION SERVIC	362,420	-18,947	343,473	154,553.50	3,330.98	185,588.52	46.0%
57300 FOREST SERVICE	2,000	0	2,000	2,000.00	.00	.00	100.0%
57500 SOIL CONSERVATION	52,945	0	52,945	29,583.11	73.62	23,288.27	56.0%
58110 TOURISM	1,087,100	0	1,087,100	635,060.66	.00	452,039.34	58.4%
58120 INDUSTRIAL DEVELOPMENT	624,616	0	624,616	312,308.00	.00	312,308.00	50.0%
58220 AIRPORT	272,156	0	272,156	136,078.02	.00	136,077.98	50.0%
58300 VETERAN'S SERVICES	345,235	0	345,235	188,711.17	1,105.00	155,418.83	55.0%
58400 OTHER CHARGES	1,696,178	0	1,696,178	727,039.31	.00	969,138.69	42.9%
58500 CONTRIBUTION TO OTHER AGENCIE	168,858	0	168,858	77,282.88	.00	91,575.12	45.8%
58600 EMPLOYEE BENEFITS	326,300	0	326,300	181,109.97	.00	145,190.03	55.5%
58802 JAGARRA2	50,000	0	50,000	25,498.01	.00	24,501.99	51.0%
58803 USDOJ-MDT - ARRA	129,156	-4,253	124,903	68,339.84	27,865.00	28,698.16	77.0%
58805 ARRA - EECBG	0	100,000	100,000	.00	.00	100,000.00	.0%
58900 MISC-CONT RESERVE	22,025	0	22,025	8,739.98	2,405.87	10,879.15	50.6%
64000 LITTER & TRASH COLLECTION	128,966	0	128,966	58,510.32	.00	70,455.68	45.4%
TOTAL COUNTY GENERAL	59,711,729	570,846	60,282,575	32,372,278.71	1,423,543.37	26,486,753.20	56.1%

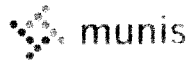
## 131 GENERAL ROADS

61000 ADMINISTRATION	383,213	0	383,213	217,710.62	5,455.06	160,047.32	58.2%
62000 HIGHWAY & BRIDGE MAINTENANCE	4,204,175	1,800	4,205,975	2,114,210.68	192,004.70	1,899,759.62	54.8%
63100 OPERATION & MAINT OF EQUIPMEN	1,103,084	0	1,103,084	574,450.79	34,187.21	494,446.00	55.2%
63600 TRAFFIC CONTROL	441,634	2,497	444,131	247,169.32	15,267.10	181,694.58	59.1%
65000 OTHER CHARGES	564,990	0	564,990	303,054.34	200.00	261,735.66	53.7%
66000 EMPLOYEE BENEFITS	33,000	0	33,000	14,454.24	.00	18,545.76	43.8%

02/10/2011 10:54  
sholtMONTGOMERY COUNTY GOVERNMENT, TN  
YEAR-TO-DATE BUDGET REPORTPG 3  
glytdbud

FOR 2011 07

	ORIGINAL APPROP	TRANFRS/ ADJSTMTS	REVISED BUDGET	YTD EXPENDED	ENC/REQ	AVAILABLE BUDGET	PCT USED
68000 CAPITAL OUTLAY	1,595,442	161,386	1,756,828	345,506.64	87,635.50	1,323,685.36	24.7%
82220 HIGHWAYS & STREETS	7,000	0	7,000	.00	.00	7,000.00	.0%
TOTAL GENERAL ROADS	8,332,538	165,683	8,498,221	3,816,556.63	334,749.57	4,346,914.30	48.8%
151 DEBT SERVICE							
82110 PRINCIPAL-GENERAL GOVERNMENT	5,141,743	0	5,141,743	46,156.78	.00	5,095,586.22	.9%
82130 PRINCIPAL-EDUCATION	12,442,648	0	12,442,648	891,263.03	.00	11,551,384.97	7.2%
82210 INTEREST-GENERAL GOVERNMENT	4,633,525	0	4,633,525	2,330,539.79	.00	2,302,985.21	50.3%
82230 INTEREST-EDUCATION	9,436,258	0	9,436,258	4,504,361.33	.00	4,931,896.67	47.7%
82310 OTHER DEBT SERV-COUNTY GOVT	178,500	0	178,500	92,876.62	.00	85,623.38	52.0%
82330 OTHER DEBT SERV.-EDUCATION	458,500	0	458,500	232,431.95	.00	226,068.05	50.7%
TOTAL DEBT SERVICE	32,291,174	0	32,291,174	8,097,629.50	.00	24,193,544.50	25.1%
171 CAPITAL PROJECTS							
00000 NON-DEDICATED ACCOUNT	30,000	0	30,000	11,882.71	.00	18,117.29	39.6%
91110 GENERAL ADMINISTRATION PROJEC	2,346,524	775,999	3,122,523	647,211.65	518,934.12	1,956,377.11	37.3%
91120 ADMIN OF JUSTICE PROJECTS	0	43,844	43,844	.00	.00	43,844.00	.0%
91130 PUBLIC SAFETY PROJECTS	849,486	424,437	1,273,923	703,907.72	149,743.40	420,271.54	67.0%
91140 PUBLIC HEALTH /WELFARE PROJEC	439,666	2,121,151	2,560,817	103,156.14	369,311.01	2,088,349.85	18.4%
91150 SOCIAL/CULTURAL/REC PROJECTS	170,000	729,430	899,430	297,929.55	108,120.41	493,380.28	45.1%
91190 OTHER GENERAL GOVT PROJECTS	0	2,116,879	2,116,879	169,269.60	19,515.88	1,928,093.85	8.9%
91300 EDUCATION CAPITAL PROJECTS	0	0	0	1,890,208.00	.00	-1,890,208.00	100.0%
TOTAL CAPITAL PROJECTS	3,835,676	6,211,740	10,047,416	3,823,565.37	1,165,624.82	5,058,225.92	49.7%
266 WORKER'S COMPENSATION							
51810 COURTS COMPLEX	0	0	0	404.36	.00	-404.36	100.0%
51920 RISK MANAGEMENT	527,563	0	527,563	118,731.15	23,344.00	385,487.85	26.9%
52300 PROPERTY ASSESSOR'S OFFICE	0	0	0	71.00	.00	-71.00	100.0%
53300 GENERAL SESSIONS COURT	0	0	0	326.73	.00	-326.73	100.0%
54110 SHERIFF'S DEPARTMENT	0	0	0	3,986.54	.00	-3,986.54	100.0%
54210 JAIL	0	0	0	26,808.12	.00	-26,808.12	100.0%
54220 WORKHOUSE	0	0	0	.00	.00	.00	.0%

02/10/2011 10:54  
sholtMONTGOMERY COUNTY GOVERNMENT, TN  
YEAR-TO-DATE BUDGET REPORTPG 4  
glytdbud

FOR 2011 07

	ORIGINAL APPROP	TRANFRS/ ADJSTMTS	REVISED BUDGET	YTD EXPENDED	ENC/REQ	AVAILABLE BUDGET	PCT USED
54410 EMERGENCY MANAGEMENT	0	0	0	1,004.00	.00	-1,004.00	100.0%
55130 AMBULANCE SERVICE	0	0	0	11,488.61	.00	-11,488.61	100.0%
55754 LANDFILL OPERATION/MAINTENANC	0	0	0	3,481.41	.00	-3,481.41	100.0%
56700 PARKS & FAIR BOARDS	0	0	0	247.00	.00	-247.00	100.0%
62000 HIGHWAY & BRIDGE MAINTENANCE	0	0	0	6,317.30	.00	-6,317.30	100.0%
TOTAL WORKER'S COMPENSATION	527,563	0	527,563	172,866.22	23,344.00	331,352.78	37.2%
GRAND TOTAL	104,698,680	6,948,269	111,646,949	48,282,896.43	2,947,261.76	60,416,790.70	45.9%

\*\* END OF REPORT - Generated by Shannon Holt \*\*

**ADULT DRIVER IMPROVEMENT PROGRAM  
REVENUE AND ATTENDEES  
OCTOBER - DECEMBER 2010**

	<u>REVENUE RECEIVED</u>	<u>ATTENDEES</u>
OCTOBER 2010.....	\$ 1,346.62 .....	21
NOVEMBER 2010.....	\$ 1,218.37 .....	23
DECEMBER 2010.....	\$ 1,346.62 .....	17
TOTAL.....	\$ 3,911.61 .....	61

October, November & December, 2010 Adult Driver Improvement Program revenues average \$1,303.87/month with 20 clients per month. This represents \$65.19 in revenue per client.

**JUVENILE COURT DEFENSIVE DRIVING COURSE  
REVENUE AND ATTENDEES  
OCTOBER - DECEMBER 2010**

<u>REVENUE RECEIVED</u>	<u>ATTENDEES</u>
OCTOBER 2010.....\$1,560.00.....	Phase I (2).....32 Phase II (2).....32 Phase III (2).....16 Phase IV (2).....16
NOVEMBER 2010.....\$ 840.00.....	Phase I (2) .....16 Phase II (2).....15 Phase III (1)..... 6 Phase IV (1)..... 6
DECEMBER 2010.....\$ 900.00.....	Phase I (1)..... 8 Phase II (1)..... 8 Phase III (1).....6 Phase IV (1).....6
TOTAL.....\$3,300.00 .....	Phase I.....56 Phase II.....55 Phase III.....28 Phase IV.....28

October, November & December, 2010 Defensive Driving Course Revenue,  
\$1,100.00/month. Clients pay \$20.00 each phase.

**SAFETY BELT CLASS  
REVENUE AND ATTENDEES  
OCTOBER - DECEMBER 2010**

	<u>REVENUE RECEIVED</u>	<u>ATTENDEES</u>
OCTOBER 2010.....	\$ 0.....	0
NOVEMBER 2010.....	\$ 20.00.....	2
DECEMBER 2010.....	\$ 0.....	0
TOTAL.....	\$ 20.00.....	2 Attendees

October, November & December, 2010 Safety Belt class revenues.  
Attendee pays \$10.00 for course.

**ANTI-THEFT CLASS  
REVENUE AND ATTENDEES  
OCTOBER - DECEMBER 2010**

	<u>REVENUE RECEIVED</u>	<u>ATTENDEES</u>
OCTOBER 2010.....	\$ 300.00.....	0
NOVEMBER 2010.....	\$ 60.00.....	11
DECEMBER 2010.....	\$ 0.....	0
TOTAL.....	\$ 360.00.....	11 Attendees

October, November & December, 2010 Anti-theft class revenues.  
Attendee pays \$30.00 for course.

**ALIVE AT 25 DEFENSIVE DRIVING COURSE  
REVENUE AND ATTENDEES  
OCTOBER – DECEMBER 2010**

<u>REVENUE RECEIVED</u>	<u>ATTENDEES</u>
OCTOBER 2010.....\$ 720.00.....	15
NOVEMBER 2010.....\$ 440.00.....	9
DECEMBER 2010.....\$ 160.00.....	0
TOTAL.....\$1,320.00.....	24 Attendees

October, November & December 2010 Alive at 25 Defensive Driving  
Course revenues. Attendee pays \$60.00 for course.



MONTGOMERY COUNTY TRUSTEE'S OFFICE							
INVESTMENTS--December, 2010 INTEREST REPORT							
FUND NAME	FUND CODE	ACCOUNT NUMBER	BANK NAME	INVESTMENT	ACCRUED INTEREST	INTEREST	TOTAL INVESTED
INVESTMENT INFORMATION							
COUNTY GENERAL FUND	101	11130	0 F & M BANK--CREDIT CARD ACCT.	\$ 250,040.09	\$ 102.39		\$ 250,142.48
COUNTY GENERAL FUND	101	11131/11315	0 CK. ACCT.--BANK OF AMERICA*****	\$ -	\$ 6,779.18		\$ 6,779.18
CHILD NUTRITION FUND	143	11131/11315	0 BANK OF AMERICA*****	\$ 3,068,256.25	\$ 1,042.37		\$ 3,069,298.62
SELF-INSURANCE TRUST FUND	263	11131/11315	0 BANK OF AMERICA*****	\$ 4,483,284.86	\$ 1,523.09		\$ 4,484,807.95
BI-COUNTY LANDFILL	207	11131/11315	0 BANK OF AMERICA	\$ 4,824,835.91	\$ 105.75		\$ 4,824,941.66
COUNTY GENERAL FUND	101	11132	0 BOA/ON-LINE TAX RECEIPTS	\$ 130,727.80	\$ 21.39		\$ 130,749.19
COUNTY GENERAL FUND	101	11133	0 F & M BANK/TAX RECEIPTS	\$ 1,894,442.34	\$ 775.84		\$ 1,895,218.18
COUNTY GENERAL FUND	101	11134	1 LEGENDS BANK/TAX RECEIPTS	\$ 5,501,942.57	\$ 1,143.12		\$ 5,503,085.69
COUNTY GENERAL FUND-EMS	101	11135	0 F & M BANK (CREDIT CARD ACCOUNT)	\$ 87,958.54	\$ 35.84		\$ 87,994.38
COUNTY GENERAL FUND	101	11136	1 PLANTERS BANK/TAX RECEIPTS	\$ 1,453,946.47	\$ 2,106.79		\$ 1,456,053.26
COUNTY GENERAL FUND	101	11137	1 US BANK/TAX RECEIPTS	\$ 235,860.28	\$ 7.47		\$ 235,867.75
COUNTY GENERAL FUND	101	11138	3 CUMB. BK. & TRUST/TAX RECEIPTS	\$ 1,026,931.70	\$ 1,290.72		\$ 1,028,222.42
COUNTY GENERAL FUND	101	11300	0 REGIONS BANK MONEY MARKET	\$ 5,061,971.40	\$ 4,944.09		\$ 5,066,915.49
UNEMPLOYMENT TRUST FUND	267	11303	0 BANK OF AMERICA	\$ 451,635.62	\$ 115.07		\$ 451,750.69
BI-COUNTY LANDFILL	207	11304	5 LEGENDS BANK-C.D.A.R.S.***	\$ 5,000,000.00		\$ 5,237.84	\$ -
WORKMAN'S COMPENSATION	266	11307	0 BANK OF AMERICA	\$ 813,671.66	\$ 207.32		\$ 813,878.98
CAPITAL PROJECTS	171	11308	0 BANK OF AMERICA	\$ 778,039.40			\$ 778,039.40
DEBT SERVICE FUND	151	11308	0 BANK OF AMERICA	\$ 3,366,078.48	\$ 1,055.89		\$ 3,367,134.37
DEBT SERVICE FUND-NURSING HOME PR	151	11310	0 FIFTH THIRD BANK	\$ 3,967,368.12		\$ 3,734.79	\$ -
COUNTY GENERAL FUND	101	11311	1 BANK OF NASHVILLE-SYNOVUS	\$ 0.01			\$ 0.01
COUNTY GENERAL FUND	101	11312	0 FIFTH THIRD BANK				
GEN. OBLIG. 2006 BOND PROCEEDS	151	11313	3 BANK OF AMERICA	\$ 501,127.49	\$ 85.12		\$ 501,212.61
COUNTY GENERAL FUND	101	11314	1 PLANTERS BANK	\$ 5,021,690.58	\$ 2,132.94		\$ 5,023,823.52
COUNTY GENERAL FUND	101	11316	3 MORGAN KEEGAN/CAPSTAR CDARS	\$ 20,062,677.00	\$ 20,440.60		\$ 20,083,117.60
DRUG TASK FORCE	363	11317	0 BANK OF AMERICA	\$ 137,707.97	\$ 36.24		\$ 137,744.21
DEBT SERVICE FUND	151	11318	0 BANK OF AMERICA	\$ 209,088.46	\$ 53.27		\$ 209,141.73
COUNTY GENERAL FUND	101	11319	2 LGIP	\$ 46,207.42	\$ 8.74		\$ 46,216.16
E-911	204	11321	0 BANK OF AMERICA	\$ 417,079.54	\$ 106.27		\$ 417,185.81
CAPITAL PROJECTS	171	11324	0 BANK OF AMERICA	\$ 2,552,382.93	\$ 650.33		\$ 2,553,033.26
BI-COUNTY LANDFILL	207	11331	2 F & M BANK				\$ -
DEBT SERVICE FUND	151	11332	1 F & M BANK				\$ -
CAPITAL PROJECTS-HEALTH DEPT. WIC	171	11334	4 BANK OF AMERICA	\$ 2,106,840.76	\$ 536.79		\$ 2,107,377.55
			TOTALS	\$ 73,451,793.65	\$ 45,306.62	\$ 8,972.63	\$ 64,529,732.15
			TOTAL INTEREST REVENUE			\$ 54,279.25	
*Interest Earned Includes Interest From Acct# 111304							
**Interest Earned is reported in Acct# 111306							
***Interest is Paid Quarterly/lor at Maturity							
****Interest is Paid Semi-annually & at maturity							
*****Interest is Calculated on Fund Balance							

Only earned two days interest from MMA account; money was invested in Legend:

CD matured 12/30/2010

SPLIT-COUNT INTEREST WITH 11308

CD matured 12/29/2010

11/01/10 remaining WIC Grant \$151,000.00 deposited

Brenda E. Radford, Montgomery County Trustee

11/2010 BoFA New Banking Services Agreement Began 11/13/11 now non interest bearing account 11/31/15 now BoFA interest bearing account

1/10/11

Real=Residential, Commercial Prop. Tax; PP=Personal Prop. Tax; PU=Public Utility Tax

	A	B	C	D	E	F	G	H	I	J	K	L	M	N
1	MONTH/YEAR/TYPE	1997 REAL/PP	1997 PU	1998 REAL/PP	1998 PU	1999 REAL/PP	1999 PU	2000 REAL/PP	2000 PU	2001 REAL/PP	2001 PU	2002 REAL/PP	2002 PU	
2	TAX AGGREGATE	\$ 39,504,301.00	\$ 1,512,452.20	\$ 41,366,711.15	\$ 1,635,761.00	\$ 43,104,291.52	\$ 1,607,060.00	\$ 45,129,927.96	\$ 1,792,273.00	\$ 46,636,214.27	\$ 1,722,594.00	\$ 48,405,149.74	\$ 1,692,412.00	
3	September 998-C: Houses, Farm Begins			\$ 69,446.00		\$ 60,154.00		\$ 488,227.00		\$ 326,829.32		\$ 81,733.50		
4	October	\$ 618,397.14		\$ 2,012,323.76		\$ 1,759,309.83		\$ 1,398,434.70		\$ 1,882,629.02		\$ 1,356,223.35		
5	November	\$ 1,500,056.65		\$ 1,274,016.22		\$ 1,234,039.14		\$ 1,628,299.73		\$ 1,452,434.95		\$ 1,588,925.56		
6	December	\$ 14,763,760.43		\$ 15,712,865.69		\$ 17,463,337.23		\$ 17,327,013.77		\$ 17,014,401.04		\$ 19,337,229.79		
7	COLLECTION AMT.	\$ 16,882,214.22	\$ -	\$ 19,068,651.67	\$ -	\$ 20,516,840.20		\$ 20,841,975.20	\$ -	\$ 20,676,294.33	\$ -	\$ 22,364,116.20	\$ -	
8	COLLECTION %	42.7351		46.0966		47.5981		46.1822		44.3353		46.2019		
9	January Jan '99-Tornado	\$ 3,174,001.79		\$ 1,660,969.22		\$ 2,374,827.52		\$ 1,994,667.44		\$ 3,054,090.12		\$ 2,224,980.07		
10	February	\$ 15,769,109.99		\$ 16,385,018.97		\$ 15,931,661.10		\$ 17,975,237.87		\$ 17,384,589.90		\$ 18,463,833.55		
11	COLLECTION AMT.	\$ 35,825,326.00	\$ 704,877.75	\$ 37,114,639.86	\$ 1,628,471.00	\$ 38,823,328.82	\$ -	\$ 40,811,880.51	\$ 1,621,028.00	\$ 41,114,974.35	\$ 1,603,003.00	\$ 43,052,929.82	\$ 1,612,922.00	
12	COLLECTION %	90.6872	46.6050	89.7210	99.5543	90.0684		90.4320	90.4454	88.1610	93.0575	88.9429	95.3032	
13	March	\$ 641,014.38	\$ 757,915.49	\$ 749,931.19	\$ 263.00	\$ 751,732.46	\$ 1,593,944.00	\$ 532,647.35	\$ 2,109.00	\$ 1,112,043.43	\$ 95,074.00	\$ 968,824.72	\$ 50,871.00	
14	April	\$ 105,191.37	\$ 44,218.53	\$ 281,576.99		\$ 374,706.48	\$ 313.00	\$ 413,149.00		\$ 984,155.09		\$ 447,248.03		
15	May	\$ 180,707.05	\$ 279.26	\$ 866,518.54		\$ 571,542.58	\$ 9,616.00	\$ 718,209.36		\$ 733,536.69		\$ 419,726.81	\$ 779.10	
16	June	\$ 147,869.94	\$ 0.46	\$ 294,942.20		\$ 292,548.58		\$ 334,160.19		\$ 183,931.53	\$ 303.00	\$ 345,727.85		
17	July	\$ 106,882.02	\$ 2,335.05	\$ 207,566.40		\$ 214,394.38		\$ 126,102.18		\$ 241,612.91		\$ 148,595.90		
18	August 8/98 D: Dabbs Term Ends	\$ 174,028.19		\$ 335,383.19		\$ 317,297.89		\$ 162,688.02		\$ 108,792.81		\$ 193,701.63	\$ 1,810.90	
19	COLLECTION AMT.	\$ 37,381,218.95	\$ 1,509,626.54	\$ 39,850,558.37	\$ 1,628,734.00	\$ 41,345,551.19	\$ 1,606,511.00	\$ 43,098,836.61	\$ 1,641,889.00	\$ 44,479,046.81	\$ 1,702,644.00	\$ 45,576,754.76	\$ 1,666,383.00	
20	COLLECTION %	94.6257	99.8132	96.3348	99.5704	95.9198	99.9658	95.4995	91.6093	95.3745	98.8419	94.1568	98.4620	
22	MONTH/YEAR/TYPE	2003 REAL/PP	2003 PU	2004 REAL/PP	2004 PU	2005 REAL/PP	2005 PU	2006 REAL/PP	2006 PU	2007 REAL/PP	2007 PU	2008 REAL/PP	2008 PU	
23	TAX AGGREGATE	\$ 49,648,426.06	\$ 1,652,169.00	\$ 54,315,105.00	\$ 1,821,700.00	\$ 59,713,992.00	\$ 1,857,595.00	\$ 69,935,988.00	\$ 1,986,240.00	\$ 73,990,231.00	\$ 2,096,110.00	\$ 77,967,111.00	\$ 1,992,895.00	
24	September 2003-B: Radford Term Begins	\$ 353,177.72		\$ 180,715.53		\$ 148,172.42		\$ 81,950.59		\$ 235,593.49				
25	October 08 CITY CHIEF DE LOUATTE	\$ 2,720,150.27		\$ 2,476,068.75		\$ 4,211,088.57		\$ 2,471,033.81		\$ 2,693,755.30		\$ 2,464,660.10		
26	November	\$ 2,640,230.04		\$ 1,952,648.27		\$ 2,066,962.10		\$ 2,217,804.08		\$ 5,312,773.07		\$ 1,979,048.41		
27	December 07-Recession Began	\$ 17,694,309.53		\$ 21,942,720.83		\$ 22,591,308.68		\$ 29,478,676.94		\$ 27,959,481.83		\$ 34,840,098.68		
28	COLLECTION AMT.	\$ 23,407,867.56	\$ -	\$ 26,552,153.38	\$ -	\$ 29,017,531.77	\$ -	\$ 34,249,485.42	\$ -	\$ 36,201,603.69	\$ -	\$ 39,283,807.19	\$ 50,3851	
29	COLLECTION %	47.1473		48.8854		48.5926		48.9726		48.9275				
30	January	\$ 3,132,775.16	\$ 41,530.00	\$ 3,566,393.67	\$ 71.00	\$ 2,697,970.45		\$ 3,128,005.62		\$ 3,216,321.46		\$ 3,105,292.45	\$ 34,933.00	
31	February	\$ 17,811,862.81	\$ 1,577,267.05	\$ 19,378,277.47	\$ 1,727,417.00	\$ 23,224,293.12		\$ 26,361,491.43		\$ 27,538,191.93		\$ 29,183,437.26	\$ 1,902,052.00	
32	COLLECTION AMT.	\$ 44,352,505.53	\$ 1,618,797.05	\$ 49,496,824.52	\$ 1,727,488.00	\$ 54,939,795.34		\$ 63,738,982.47		\$ 66,956,117.08		\$ 71,572,536.90	\$ 1,936,985.00	
33	COLLECTION %	89.3332	97.9801	91.1290	94.8283	92.0018	90.8760	91.1390	99.0165	90.4932	93.7738	91.7983	97.1945	
34	March	\$ 1,224,917.62		\$ 1,160,981.69		\$ 68,450.00		\$ 1,385,194.95		\$ 1,290,632.13		\$ 1,006,122.11	\$ 5,983.00	
35	April	\$ 547,289.55	\$ 2,313.00	\$ 916,774.41		\$ 386,429.80		\$ 916,278.36		\$ 676,069.28		\$ 693,168.96		
36	May	\$ 473,257.01		\$ 373,770.83		\$ 861,143.58		\$ 991,988.53		\$ 1,306,248.19		\$ 731,905.79		
37	June	\$ 273,410.00		\$ 281,980.69		\$ 183,721.68		\$ 230,287.34		\$ 498,761.20		\$ 428,214.92		
38	July	\$ 219,781.83		\$ 129,727.00		\$ 242,385.79		\$ 238,975.93		\$ 216,904.95		\$ 317,618.03		
39	August	\$ 489,945.14		\$ 136,543.58		\$ 136,235.50		\$ 266,223.95		\$ 165,259.41		\$ 305,705.64	\$ 390.00	
40	COLLECTION AMT.	\$ 47,581,106.68	\$ 1,621,343.05	\$ 52,496,602.72	\$ 1,803,335.00	\$ 57,511,574.27		\$ 67,767,931.53		\$ 71,109,992.24		\$ 75,055,272.35	\$ 1,943,358.00	
41	COLLECTION %	95.8361	98.1342	96.6519	98.9919	96.3085	94.6704	96.8999	99.3700	96.1073	98.4831	96.27%	97.51%	
42	Respectfully submitted: Brenda E. Radford, Montgomery County Trustee Date: September 9, 2009													
43	The Tax Aggregate is the beginning Tax Year Tax Aggregate. The Tax Aggregate number does not reflect any changes to the Tax Aggregate due to Assessor's Office or TN Div. of Property Assessments for Assessment Appeals, Decreases, Increases, Rollbacks, Back Assessments Re-Assessments, Protractions and Splits													
44	and Personal Property Audits													
45														

ATTN: The Total Collection Amount and Total % is not amended or updated after August of the respective year.

\* = Re-Appraisal Year

	A	B	C	D	TRUSTEES CURRENT YEAR TAX COLLECTION COMPARISON REPORT 1997-2020 PAGE 2	J	K	L	M
1	MONTH/YEAR/TYPE	2009 REAL/PP+ \$ 85,582,737.00	2009 PU+ \$ 2,144,663.00	2010 REAL/PP \$ 43,783,417.90	2010 PU \$ 85,609,822.00	2010 REAL/PP \$ -	2010 PU \$ -	2010 REAL/PP \$ -	2010 PU \$ -
2	TAX AGGREGATE								
3	September	\$ 268,032.44	\$ 340,060.85						
4	October .08 CITY CHG DEDU DATE	\$ 1,515,896.20	\$ 2,281,911.58						
5	November	\$ 3,346,449.55	\$ 3,055,116.25						
6	December .07-Recession Began	\$ 36,522,841.91	\$ 38,106,329.22						
7	COLLECTION AMT.	\$ 41,653,220.10	\$ -	\$ 43,783,417.90	\$ -	\$ -	\$ -	\$ -	\$ -
8	COLLECTION %	48.67%	-	51.73% Assessor adj.					
9	January	\$ 3,437,138.31	\$ 42,484.00						
10	February	\$ 31,060,443.79	\$ 2,028,495.00						
11	COLLECTION AMT.	\$ 76,150,802.20	\$ 2,070,979.00	\$ 43,783,417.90	\$ -	\$ -	\$ -	\$ -	\$ -
12	COLLECTION %	88.98%	96.57%	51.73% Assessor adj.					
13	March	\$ 1,867,893.86	\$ 54,230.37						
14	April	\$ 657,885.02	\$ 2,035.63						
15	May	\$ 880,575.87							
16	June	\$ 563,371.65							
17	July	\$ 311,831.36							
18	August	\$ 351,433.01							
19	COLLECTION AMT.	\$ 80,783,792.97	\$ 2,127,245.00	\$ 43,783,417.90	\$ -	\$ -	\$ -	\$ -	\$ -
20	COLLECTION %	96.18% Assessor adj.	99.1878%	51.73% Assessor adj.					
21									
22	MONTH/YEAR/TYPE	2015 REAL/PP	2015 PU	2016 REAL/PP	2016 PU	2017 REAL/PP	2017 PU	2018 REAL/PP	2018 PU
23	TAX AGGREGATE								
24	September								
25	October .08 CITY CHG DEDU DATE								
26	November								
27	December .07-Recession Began								
28	COLLECTION AMT.	\$ -	\$ -	\$ -	\$ -	\$ -	\$ -	\$ -	\$ -
29	COLLECTION %								
30	January								
31	February								
32	COLLECTION AMT.	\$ -	\$ -	\$ -	\$ -	\$ -	\$ -	\$ -	\$ -
33	COLLECTION %								
34	March								
35	April								
36	May								
37	June								
38	July								
39	August								
40	COLLECTION AMT.	\$ -	\$ -	\$ -	\$ -	\$ -	\$ -	\$ -	\$ -
41	COLLECTION %								
42	Respectfully submitted: Brenda E. Radford, Montgomery County Trustee								
43	The Tax Aggregate is the beginning Tax Year Tax Aggregate. The Tax Aggregate number does not reflect any changes to the Tax Aggregate due to Assessor's Office or TN, Div. of Property Assessments for Assessment Appeals, Decreases, Increases, Rollbacks, Back Assessments (Re-Assessments, Projections and Splits								
44	and Personal Property Audits								

ATTN: The Total Collection Amount and Total % is not amended or updated after August of the respective year  
 \* = Re-Appraisal Year

**Clarksville/Montgomery County Sales Tax Distribution Monthly Comparison Report**

<b>FY 2008-2009 Totals</b>	\$	11,282,434.89	\$	31,923,859.91	\$	2,964,819.92	\$	46,171,114.72	
<b>FY 2009-2010 Totals</b>	\$	11,762,260.45	\$	33,293,704.75	\$	3,092,203.01	\$	48,148,168.21	
<b>FY 2010-2011 by Month</b>	<b>City of Clarksville</b>		<b>School Operations</b>		<b>School Debt Service</b>		<b>Total Monthly Sales Tax</b>		
July	\$	964,356.21	\$	2,752,212.33	\$	255,880.61	\$	3,972,449.15	
August	\$	1,066,054.70	\$	3,127,361.01	\$	291,932.87	\$	4,485,348.58	
September	\$	977,146.94	\$	2,806,561.22	\$	261,209.93	\$	4,044,918.09	
October	\$	967,101.73	\$	2,749,383.28	\$	255,513.54	\$	3,971,998.55	
November	\$	957,589.38	\$	2,731,983.41	\$	254,025.39	\$	3,943,598.18	
December	\$	943,670.80	\$	2,673,605.64	\$	248,348.64	\$	3,865,625.08	
January	\$	977,620.80	\$	2,746,497.04	\$	254,807.02	\$	3,978,924.86	
February							\$	-	
March							\$	-	
April							\$	-	
May							\$	-	
June							\$	-	
<b>TOTALS</b>	\$	6,853,540.56	\$	19,587,603.93	\$	19,587,603.93	\$	28,262,862.49	\$ -

Respectfully submitted: Brenda E. Radford, Montgomery County Trustee, January 13, 2011

**Clarksville/Montgomery County Sales Tax Distribution Monthly Comparison Report**

<b>FY 2008-2009 Totals</b>	\$ 11,282,434.89	\$ 31,923,859.91	\$ 2,964,819.92	\$ 46,171,114.72	
<b>FY 2009-2010 Totals</b>	\$ 11,762,260.45	\$ 33,293,704.75	\$ 3,092,203.01	\$ 48,148,168.21	
<b>FY 2010-2011 by Month</b>	<b>City of Clarksville</b>	<b>School Operations</b>	<b>School Debt Service</b>	<b>Total Monthly Sales Tax</b>	
July	\$ 964,356.21	\$ 2,752,212.33	\$ 255,880.61	\$ 3,972,449.15	
August	\$ 1,066,054.70	\$ 3,127,361.01	\$ 291,932.87	\$ 4,485,348.58	
September	\$ 977,146.94	\$ 2,806,561.22	\$ 261,209.93	\$ 4,044,918.09	
October	\$ 967,101.73	\$ 2,749,383.28	\$ 255,513.54	\$ 3,971,998.55	
November	\$ 957,589.38	\$ 2,731,983.41	\$ 254,025.39	\$ 3,943,598.18	
December	\$ 943,670.80	\$ 2,673,605.64	\$ 248,348.64	\$ 3,865,625.08	
January	\$ 977,620.80	\$ 2,746,497.04	\$ 254,807.02	\$ 3,978,924.86	
February	\$ 1,306,935.43	\$ 3,669,284.65	\$ 340,386.73	\$ 5,316,606.81	
March				\$ -	
April				\$ -	
May				\$ -	
June				\$ -	
<b>TOTALS</b>	\$ 8,160,475.99	\$ 23,256,888.58	\$ 23,256,888.58	\$ 33,579,469.30	\$ -

Respectfully submitted: Brenda E. Radford, Montgomery County Trustee, February 11, 2011

CLARKSVILLE-MONTGOMERY COUNTY																					
SALES TAX COLLECTIONS COMPARISON REPORT																					
	<u>1987-1988</u>		<u>1988-1989</u>		<u>1989-1990</u>		<u>1990-1991</u>		<u>1991-1992</u>		<u>1992-1993</u>		<u>1993-1994</u>		<u>1994-1995</u>		<u>1995-1996</u>		<u>1996-1997</u>		
July	\$	929,740.75	\$	1,006,898.41	\$	1,198,187.38	\$	1,221,238.48	\$	1,463,188.55	\$	1,371,735.73	\$	1,532,846.38	\$	1,704,149.99	\$	1,889,315.99	\$	2,146,942.05	
August	\$	905,088.00	\$	1,082,284.09	\$	1,111,358.21	\$	1,223,369.76	\$	1,426,836.48	\$	1,460,862.21	\$	1,620,804.47	\$	1,759,237.96	\$	1,970,780.72	\$	2,103,620.27	
September	\$	895,435.35	\$	916,194.64	\$	1,091,427.62	\$	1,288,894.45	\$	1,376,740.77	\$	1,408,651.13	\$	1,554,556.24	\$	1,687,152.04	\$	1,858,978.68	\$	1,973,122.33	
October	\$	930,956.46	\$	971,312.36	\$	1,085,514.69	\$	1,207,050.80	\$	1,353,250.88	\$	1,446,283.60	\$	1,507,265.11	\$	1,826,647.21	\$	1,949,680.79	\$	2,048,149.56	
November	\$	837,816.33	\$	961,516.21	\$	1,096,153.30	\$	1,133,659.69	\$	1,294,536.19	\$	1,452,811.33	\$	1,590,384.18	\$	1,729,932.18	\$	1,953,042.48	\$	2,069,137.24	
December	\$	931,299.37	\$	920,346.77	\$	1,063,699.57	\$	1,082,926.44	\$	1,326,833.34	\$	1,434,548.44	\$	1,539,095.87	\$	1,693,677.77	\$	1,911,299.76	\$	1,939,431.72	
January	\$	875,147.01	\$	980,050.41	\$	1,131,062.50	\$	1,119,818.95	\$	1,362,535.22	\$	1,460,081.92	\$	1,608,017.50	\$	1,758,210.88	\$	1,924,292.78	\$	1,873,283.64	
February	\$	1,186,462.15	\$	1,252,624.47	\$	1,426,699.33	\$	1,412,600.77	\$	1,760,482.43	\$	1,885,048.33	\$	2,026,104.61	\$	2,352,000.97	\$	2,641,790.60	\$	3,085,634.22	
March	\$	760,932.10	\$	845,641.99	\$	995,603.23	\$	979,512.05	\$	1,181,681.23	\$	1,257,905.81	\$	1,319,491.20	\$	1,435,977.75	\$	1,630,518.61	\$	1,675,076.32	
April	\$	750,875.81	\$	849,055.30	\$	1,003,881.57	\$	945,001.09	\$	1,244,217.16	\$	1,282,214.57	\$	1,362,296.01	\$	1,498,418.93	\$	1,756,462.14	\$	1,832,097.32	
May	\$	931,601.06	\$	1,064,430.07	\$	1,160,795.59	\$	1,199,701.50	\$	1,362,701.89	\$	1,433,422.32	\$	1,678,949.40	\$	1,867,773.18	\$	1,989,368.74	\$	2,127,149.58	
June	\$	993,848.73	\$	1,084,484.71	\$	1,207,470.06	\$	1,303,600.81	\$	1,394,251.55	\$	1,503,164.98	\$	1,678,119.72	\$	1,893,865.18	\$	1,975,042.56	\$	2,144,205.31	
TOTAL	\$	10,929,203.12	\$	11,934,839.43	\$	13,571,853.05	\$	14,117,374.79	\$	16,547,255.69	\$	17,396,730.37	\$	19,017,930.69	\$	21,207,044.04	\$	23,450,573.85	\$	25,017,849.1	
Increase/Decrease			\$	1,005,636.31	\$	1,637,013.62	\$	545,521.74	\$	2,429,880.90	\$	849,474.68	\$	1,621,200.32	\$	2,189,113.35	\$	2,243,529.81	\$	1,567,275.71	
% Change				8.43%		12.06%		3.86%		14.68%		4.88%		8.52%		10.32%		9.57%		6.26%	
MONTH	<u>1997-1998</u>		<u>1998-1999</u>		<u>1999-2000</u>		<u>2000-2001</u>		<u>2001-2002</u>		<u>2002-2003</u>		<u>2003-2004</u>		<u>2004-2005</u>		<u>2005-2006</u>		<u>2006-2007</u>		
July	\$	2,320,191.63	\$	2,261,700.29	\$	2,500,153.25	\$	2,564,244.96	\$	2,659,067.82	\$	2,810,791.11	\$	2,917,930.91	\$	3,348,804.18	\$	3,436,821.84	\$	3,503,567.59	
August	\$	2,176,421.60	\$	2,411,259.55	\$	2,632,748.20	\$	2,757,311.17	\$	2,672,455.60	\$	3,039,219.33	\$	2,815,508.67	\$	3,218,284.80	\$	3,440,758.11	\$	3,604,691.64	
September	\$	2,186,356.66	\$	2,274,420.04	\$	2,451,860.76	\$	2,463,051.78	\$	2,614,307.22	\$	2,711,174.45	\$	2,787,317.85	\$	3,205,656.16	\$	3,477,430.60	\$	3,522,264.23	
October	\$	2,213,853.46	\$	2,316,212.91	\$	2,621,922.30	\$	2,469,443.43	\$	2,544,611.54	\$	2,721,439.30	\$	2,850,508.60	\$	3,186,691.49	\$	3,623,744.82	\$	3,585,907.50	
November	\$	2,182,496.50	\$	2,282,188.06	\$	2,328,616.74	\$	2,632,723.86	\$	2,576,225.26	\$	2,668,754.34	\$	2,983,343.36	\$	3,225,319.02	\$	3,395,115.43	\$	4,040,735.92	
December	\$	2,074,380.72	\$	2,359,395.49	\$	2,470,772.48	\$	2,428,723.62	\$	2,555,433.28	\$	2,823,763.35	\$	2,787,354.38	\$	3,109,292.51	\$	3,337,496.49	\$	3,658,553.15	
January	\$	2,289,643.49	\$	2,391,878.80	\$	2,523,972.45	\$	2,584,488.34	\$	2,676,641.67	\$	2,748,107.08	\$	2,866,202.35	\$	3,190,998.14	\$	3,431,234.22	\$	3,815,630.77	
February	\$	2,832,006.01	\$	3,220,181.39	\$	3,623,525.32	\$	3,544,312.41	\$	3,598,209.81	\$	3,747,264.13	\$	3,723,579.00	\$	4,095,293.36	\$	4,528,060.78	\$	5,044,569.52	
March	\$	1,824,033.67	\$	1,981,446.06	\$	2,331,660.57	\$	2,302,541.36	\$	2,504,392.77	\$	2,424,970.53	\$	2,719,411.98	\$	3,030,614.62	\$	2,952,840.18	\$	3,586,737.61	
April	\$	1,906,328.14	\$	2,181,787.43	\$	2,220,901.36	\$	2,371,036.47	\$	2,351,844.30	\$	2,610,035.85	\$	3,069,642.89	\$	3,219,455.88	\$	2,950,826.00	\$	3,497,021.58	
May	\$	2,261,256.29	\$	2,565,914.49	\$	2,517,402.80	\$	2,659,931.19	\$	2,718,918.40	\$	2,801,854.03	\$	3,375,392.83	\$	3,509,326.71	\$	3,501,526.35	\$	4,073,638.3	
June	\$	2,154,965.69	\$	2,498,686.33	\$	2,681,485.14	\$	2,792,900.82	\$	2,702,910.31	\$	2,699,131.37	\$	3,243,478.46	\$	3,383,063.12	\$	3,533,126.13	\$	3,823,028.43	
Total	\$	26,421,933.86	\$	28,745,070.84	\$	30,905,021.37	\$	31,570,709.41	\$	32,175,017.98	\$	33,806,504.87	\$	36,139,671.28	\$	39,722,799.99	\$	41,608,980.95	\$	45,756,346.31	
Increase/Decrea	\$	1,404,084.30	\$	2,323,136.98	\$	2,159,950.53	\$	665,688.04	\$	604,308.57	\$	1,631,486.89	\$	2,333,166.41	\$	3,583,128.71	\$	1,886,180.96	\$	4,147,365.36	
% Change		5.31%		8.08%		6.99%		2.11%		1.88%		4.83%		6.46%		9.02%		4.53%		9.06%	
Brenda E. Radford, Montgomery County Trustee    June 11, 2007										Notable Events Marking Change in Clarksville/Montgomery County Sales Tax Revenue											
										FISCAL YEAR		EVENT									
										1990-1991		Desert Storm									
										1998-1999		Jan. 1999 F3 Tornado (shown in March, 1999)									
										2000-2001		Presidential Election & Stock Market Decline									
										2001-2002		9/11/2001 & Stock Market									

CLARKSVILLE-MONTGOMERY COUNTY												
SALES TAX COLLECTIONS COMPARISON REPORT												
	2007-2008	2008-2009	2009-2010	2010-2011	2011-2012	2012-2013	2013-2014	2014-2015	2015-2016	2016-2017		
July	\$ 3,851,625.57	\$ 3,807,908.75	\$ 3,944,322.43	\$ 3,973,449.15								
August	\$ 4,048,062.83	\$ 3,969,101.90	\$ 4,155,944.24	\$ 4,485,348.58								
September	\$ 3,697,338.74	\$ 3,591,425.40	\$ 3,765,577.37	\$ 4,044,918.09								
October (August Coll.)	\$ 3,813,108.63	\$ 3,666,073.38	\$ 3,836,157.44	\$ 4,017,191.96							Sales Tax Holiday 8/7-9/2009 & 8/6-8/2010	
November	\$ 3,900,630.43	\$ 3,614,756.11	\$ 3,824,985.82	\$ 3,943,598.18								
December	\$ 3,476,063.68	\$ 3,479,758.37	\$ 3,746,233.68	\$ 3,865,625.08								
January	\$ 3,782,928.31	\$ 3,911,901.46	\$ 3,918,328.61	\$ 3,978,924.86								
February	\$ 4,792,942.94	\$ 4,984,794.05	\$ 5,220,113.70								December, 2009 Collections	
March	\$ 3,158,680.40	\$ 3,529,385.22	\$ 3,579,055.71									
April	\$ 3,351,393.11	\$ 3,738,282.75	\$ 3,801,787.78									
May	\$ 3,814,407.26	\$ 4,044,427.55	\$ 4,305,544.93									
June	\$ 3,543,826.22	\$ 3,833,299.78	\$ 4,050,116.50								Sales Tax Holiday April 25-27, 2008	
TOTAL	\$ 45,231,008.12	\$ 46,171,114.72	\$ 48,148,168.21	\$ 28,309,055.90	\$ -	\$ -	\$ -	\$ -	\$ -	\$ -		
Increase/Decrease	(\$525,338.19)	\$940,106.60	\$ 1,977,053.49		#####	\$ -	\$ -	\$ -	\$ -	\$ -		
MONTH	2017-2018	2018-2019	2019-2020	2020-2021	2021-2022	2022-2023	2023-2024	2024-2025	2025-2026	2026-2027		
July												
August												
September												
October												
November												
December												
January												
February												
March												
April												
May												
June												
Total	\$ -	\$ -	\$ -	\$ -	\$ -	\$ -	\$ -	\$ -	\$ -	\$ -		
Increase/Decrease	\$ -	\$ -	\$ -	\$ -	\$ -	\$ -	\$ -	\$ -	\$ -	\$ -		
Brenda E. Radford, Montgomery County Trustee January 13, 2011						Events that mark Notable Change in Clarksville/Montgomery County Sales Tax Revenue						

Dec., 2007-The Worst Recession since the Great Depression began  
June, 2009-Official Ending of the Worst Recession since the Great Depression  
October, 2010-"This is the Slowest and Feeblest Recovery in the U.S.A.'s History,"~Steve Forbes

FISCAL YEAF EVENT  
2007-2008 Presidential Election/Housing Crisis/Banking/Stock Market/Interest Rates Decline/"The Big Unwind"  
2007-2008 Operation Enduring Freedom  
9/2008 \$200 Bill. Federal Bailout of Fannie & Freddie. Lehman Chap.11, Merrill bought by BofA, AIG loaned \$85bill. By Fed. Reserve

CLARKSVILLE-MONTGOMERY COUNTY												
SALES TAX COLLECTIONS COMPARISON REPORT												
	2007-2008	2008-2009	2009-2010	2010-2011	2011-2012	2012-2013	2013-2014	2014-2015	2015-2016	2016-2017		
July	\$ 3,851,625.57	\$ 3,807,908.75	\$ 3,944,322.43	\$ 3,973,449.15								
August	\$ 4,048,062.83	\$ 3,969,101.90	\$ 4,155,944.24	\$ 4,485,348.58								
September	\$ 3,697,338.74	\$ 3,591,425.40	\$ 3,765,577.37	\$ 4,044,918.09								
October (August Coll.)	\$ 3,813,108.63	\$ 3,666,073.38	\$ 3,836,157.44	\$ 4,017,191.96							Sales Tax Holiday 8/7-9/2009 & 8/6-8/2010	
November	\$ 3,900,630.43	\$ 3,614,756.11	\$ 3,824,985.82	\$ 3,943,598.18								
December	\$ 3,476,063.68	\$ 3,479,758.37	\$ 3,746,233.68	\$ 3,865,625.08								
January	\$ 3,782,928.31	\$ 3,911,901.46	\$ 3,918,328.61	\$ 3,978,924.86								
February	\$ 4,792,942.94	\$ 4,984,794.05	\$ 5,220,113.70	\$ 5,316,606.81							December Collections	
March	\$ 3,158,680.40	\$ 3,529,385.22	\$ 3,579,055.71									
April	\$ 3,351,393.11	\$ 3,738,282.75	\$ 3,801,787.78									
May	\$ 3,814,407.26	\$ 4,044,427.55	\$ 4,305,544.93									
June	\$ 3,543,826.22	\$ 3,833,299.78	\$ 4,050,116.50								Sales Tax Holiday April 25-27, 2008	
TOTAL	\$ 45,231,008.12	\$ 46,171,114.72	\$ 48,148,168.21	\$ 33,625,662.71	\$ -	\$ -	\$ -	\$ -	\$ -	\$ -		
Increase/Decrease	(\$525,338.19)	\$940,106.60	\$ 1,977,053.49			\$ -	\$ -	\$ -	\$ -	\$ -		
MONTH	2017-2018	2018-2019	2019-2020	2020-2021	2021-2022	2022-2023	2023-2024	2024-2025	2025-2026	2026-2027		
July												
August												
September												
October												
November												
December												
January												
February												
March												
April												
May												
June												
Total	\$ -	\$ -	\$ -	\$ -	\$ -	\$ -	\$ -	\$ -	\$ -	\$ -		
Increase/Decrease	\$ -	\$ -	\$ -	\$ -	\$ -	\$ -	\$ -	\$ -	\$ -	\$ -		
Brenda E. Radford, Montgomery County Trustee, February 11, 2011					Events that mark Notable Change in Clarksville/Montgomery County Sales Tax Revenue							

Dec., 2007-The Worst Recession since the Great Depression began  
June, 2009-Official Ending of the Worst Recession since the Great Depression  
October, 2010-"This is the Slowest and Feeblest Recovery in the U.S.A.'s History,"~Steve Forbes

FISCAL YEAF EVENT  
2007-2008 Presidential Election/Housing Crisis/Banking/Stock Market/Interest Rates Decline/"The Big Unwind"  
2007-2008 Operation Enduring Freedom  
9/2008 \$200 Bill. Federal Bailout of Fannie & Freddie. Lehman Chap. 11, Merrill bought by BofA. AIG loaned \$85bill. By Fed. Reserve



## COMPARISON OF HOTEL OCCUPANCY TAX COLLECTIONS

<u>MONTH</u>	<u>1999</u>	<u>2000</u>	<u>2001</u>	<u>2002</u>	<u>2003</u>	<u>2004</u>	<u>2005</u>	<u>2006</u>	<u>2007</u>	<u>2008</u>
JANUARY	\$ 27,098.84	\$ 30,533.18	\$ 48,458.76	\$50,828.98	\$ 65,230.13	\$ 72,800.02	\$ 78,874.92	\$ 63,103.00	\$ 73,675.57	\$ 80,603.04
FEBRUARY	\$ 29,909.16	\$ 30,389.03	\$ 47,751.41	\$53,770.38	\$ 68,380.09	\$ 91,527.44	\$ 67,626.09	\$ 63,689.44	\$ 71,126.97	\$ 78,321.88
MARCH	\$ 31,464.65	\$ 32,987.23	\$ 56,924.49	\$54,806.34	\$ 93,121.20	\$ 103,994.62	\$ 70,053.21	\$ 65,063.08	\$ 78,796.55	\$ 83,799.10
APRIL	\$ 36,921.57	\$ 39,278.27	\$ 64,682.11	\$75,899.40	\$ 94,829.04	\$ 92,468.13	\$ 102,342.68	\$ 99,137.03	\$ 112,761.36	\$ 122,941.33
MAY	\$ 45,431.12	\$ 40,659.75	\$ 67,111.76	\$71,882.71	\$ 91,093.92	\$ 96,224.80	\$ 90,741.56	\$ 85,506.62	\$ 103,205.69	\$ 90,117.49
JUNE	\$ 41,300.90	\$ 40,705.58	\$ 67,033.52	\$78,332.61	\$ 84,186.25	\$ 91,007.71	\$ 100,085.45	\$ 89,668.92	\$ 135,081.86	\$ 106,604.47
JULY	\$ 43,822.68	\$ 43,848.22	\$ 71,259.56	\$88,829.01	\$ 88,224.67	\$ 90,974.37	\$ 110,606.98	\$ 94,808.25	\$ 136,085.79	\$ 95,500.92
AUGUST	\$ 51,914.05	\$ 82,607.67	\$ 80,724.48	\$103,831.95	\$ 111,787.39	\$ 114,839.93	\$ 126,860.91	\$ 99,007.81	\$ 128,691.23	\$ 106,602.50
SEPTEMBER	\$ 45,085.51	\$ 77,573.12	\$ 75,928.35	\$71,760.72	\$ 89,163.84	\$ 88,227.22	\$ 103,528.65	\$ 93,998.21	\$ 122,277.00	\$ 94,452.48
OCTOBER	\$ 62,586.96	\$ 78,223.81	\$ 64,421.97	\$67,912.08	\$ 71,058.32	\$ 85,219.87	\$ 103,329.13	\$ 120,964.50	\$ 115,299.73	\$ 83,620.66
NOVEMBER	\$ 42,478.02	\$ 67,894.53	\$ 70,109.29	\$68,664.15	\$ 77,700.65	\$ 90,975.56	\$ 93,726.35	\$ 95,136.90	\$ 132,492.92	\$ 100,329.52
DECEMBER	\$ 37,644.94	\$ 54,665.88	\$ 64,491.24	\$65,970.79	\$ 71,088.08	\$ 87,086.86	\$ 88,085.13	\$ 93,788.01	\$ 89,362.16	\$ 116,462.45
YEARLY TOTAL	\$ 495,658.40	\$ 619,366.27	\$ 778,896.94	\$852,489.12	\$ 1,005,863.58	\$1,105,346.53	\$1,135,861.06	\$ 1,063,871.77	\$ 1,298,856.83	\$ 1,159,355.84
	<u>2009</u>	<u>2010</u>	<u>2011</u>	<u>2012</u>	<u>2013</u>	<u>2014</u>	<u>2015</u>	<u>2016</u>	<u>2017</u>	<u>2018</u>
JANUARY	\$ 87,058.36	\$ 98,797.30								
FEBRUARY	\$ 103,484.37	\$ 122,425.01								
MARCH	\$ 106,133.80	\$ 97,223.36								
APRIL	\$ 131,183.50	\$ 147,129.46								
MAY	\$ 124,347.50	\$ 140,099.75								
JUNE	\$ 128,926.73	\$ 156,904.04								
JULY	\$ 138,948.38	\$ 155,002.42								
AUGUST	\$ 138,546.34	\$ 159,398.89								
SEPTEMBER	\$ 110,943.01	\$ 139,077.22								
OCTOBER	\$ 103,998.14	\$ 106,852.14								
NOVEMBER	\$ 117,095.86	\$ 111,906.42								
DECEMBER	\$ 107,900.37	\$ 110,667.80								
YEARLY TOTAL	\$ 1,398,566.36	\$1,545,483.81	\$ -	\$ -	\$ -	\$ -	\$ -	\$ -	\$ -	\$ -

Brenda E. Radford, Montgomery County Trustee  
1/11/2011

**MONTGOMERY COUNTY TRUSTEE'S OFFICE**  
**COMPARISON OF INTEREST REVENUE '98-'99 THROUGH '08-'09**  
**(FISCAL YEAR)**

<u>MONTH</u>	<u>1998-1999</u> <u>INTEREST</u> <u>INCOME</u>	<u>1999-2000</u> <u>INTEREST</u> <u>INCOME</u>	<u>2000-2001</u> <u>INTEREST</u> <u>INCOME</u>	<u>2001-2002</u> <u>INTEREST</u> <u>INCOME</u>	<u>2002-2003</u> <u>INTEREST</u> <u>INCOME</u>	<u>2003-2004</u> <u>INTEREST</u> <u>INCOME</u>	<u>2004-2005</u> <u>INTEREST</u> <u>INCOME</u>	<u>2005-2006</u> <u>INTEREST</u> <u>INCOME</u>	<u>2006-2007</u> <u>INTEREST</u> <u>INCOME</u>	<u>2007-2008</u> <u>INTEREST</u> <u>INCOME</u>	<u>2008-2009</u> <u>INTEREST</u> <u>INCOME</u>	<u>2009-2010</u> <u>INTEREST</u> <u>INCOME</u>	<u>2010-2011</u> <u>INTEREST</u> <u>INCOME</u>	<u>2010-2011 Analysis</u> <u>B of A at No Cost</u> <u>New Banking SVL</u>
JULY	\$ 40,033	\$ 222,048	\$ 368,153	\$ 358,010	\$ 305,241	\$ 140,172	\$ 196,148	\$ 243,781	\$ 461,664	\$ 701,263	\$ 204,842	\$ 402,430	\$ 179,110	
AUGUST	\$ 40,822	\$ 211,585	\$ 368,502	\$ 268,257	\$ 185,752	\$ 107,641	\$ 93,230	\$ 301,039	\$ 600,830	\$ 538,999	\$ 280,814	\$ 156,701	\$ 67,465	
SEPTEMBER	\$ 65,717	\$ 194,698	\$ 341,505	\$ 203,868	\$ 138,845	\$ 59,195	\$ 106,736	\$ 203,468	\$ 542,020	\$ 529,345	\$ 257,569	\$ 189,905	\$ 51,063	
OCTOBER	\$ 122,362	\$ 207,185	\$ 319,198	\$ 180,655	\$ 173,661	\$ 133,180	\$ 123,864	\$ 207,921	\$ 485,326	\$ 625,174	\$ 118,181	\$ 127,857	\$ 48,807	
NOVEMBER	\$ 114,629	\$ 206,728	\$ 304,467	\$ 148,154	\$ 94,722	\$ 58,053	\$ 114,740	\$ 118,025	\$ 507,537	\$ 492,260	\$ 243,792	\$ 124,760	\$ 43,726	11,397.93
DECEMBER	\$ 141,718	\$ 215,380	\$ 352,620	\$ 151,224	\$ 127,891	\$ 54,809	\$ 97,449	\$ 228,291	\$ 532,571	\$ 567,031	\$ 212,432	\$ 134,619	\$ 54,279	11,322.92
JANUARY	\$ 105,533	\$ 277,836	\$ 429,180	\$ 360,919	\$ 137,991	\$ 141,015	\$ 203,330	\$ 414,156	\$ 705,765	\$ 579,396	\$ 533,192	\$ 102,634		
FEBRUARY	\$ 180,527	\$ 277,874	\$ 394,256	\$ 220,144	\$ 93,944	\$ 74,022	\$ 196,302	\$ 394,371	\$ 650,538	\$ 449,692	\$ 181,507	\$ 87,911		
MARCH	\$ 262,670	\$ 370,384	\$ 460,810	\$ 291,406	\$ 158,360	\$ 116,316	\$ 243,867	\$ 501,128	\$ 763,033	\$ 452,570	\$ 206,758	\$ 83,012		
APRIL	\$ 246,601	\$ 405,659	\$ 447,843	\$ 267,017	\$ 180,658	\$ 155,899	\$ 213,642	\$ 419,951	\$ 922,921	\$ 460,851	\$ 216,154	\$ 92,587		
MAY	\$ 238,094	\$ 355,427	\$ 317,008	\$ 257,924	\$ 141,091	\$ 89,309	\$ 252,783	\$ 382,552	\$ 634,846	\$ 293,126	\$ 180,372	\$ 90,456		
JUNE	\$ 227,644	\$ 409,046	\$ 257,320	\$ 179,613	\$ 83,981	\$ 62,705	\$ 157,522	\$ 541,132	\$ 623,166	\$ 332,376	\$ 217,904	\$ 84,046		
<b>TOTAL</b>	\$ 1,786,350	\$ 3,353,850	\$ 4,360,862	\$2,887,192	\$ 1,822,137	\$ 1,192,317	\$ 1,999,613	\$ 3,955,815	\$ 7,430,214	\$ 6,022,083	\$ 2,853,517	\$ 1,676,919	\$ 444,451	

Amended July, 06

Brenda E. Radford, Montgomery County Trustee

Amended Nov.06-Aug.07

January 11, 2011

11/1/2010 BofA New Banking Services Agreement Began. 101-11131 Interest earned is used to offset Analysis Fees. 101-11315 now BofA interest bearing account.

**Montgomery County, Tennessee**  
**Office of the Trustee**  
**County Fund Balance Report**  
**For The Month Ending 12/31/2010**

		<u>Beginning Balance</u>	<u>Adjustments</u>	<u>Receipts</u>	<u>Transfers In</u>	<u>Disbursements</u>	<u>Transfers Out</u>	<u>Commission Transfers</u>	<u>Ending Balance</u>
02003	EXCESS LAND SALE PAYMENTS 2003	0.00							0.00
02004	EXCESS LAND SALE PAYMENTS 2004	25,830.63							25,830.63
02005	EXCESS LAND SALE PAYMENTS 2005	0.00							0.00
02006	EXCESS LAND SALE PAYMENTS 2006	0.00							0.00
02007	EXCESS LAND SALE PAYMENTS 2007	0.00							0.00
02008	EXCESS LAND SALE PAYMENTS 2008	0.00							0.00
02009	EXCESS LAND SALE PAYMENTS 2009	94,853.72	-1,096.51	0.00	0.00	-92,027.45	0.00	0.00	1,729.76
02010	EXCESS LAND SALE PAYMENTS 2010	234,388.21	0.00	0.00	0.00	8,058.03	0.00	0.00	242,446.24
22100	CAPITAL PROJECTS CUR PROP TX	0.00	-5,243.00	38,470,029.53	0.00	-358,457.31	-38,106,329.22	0.00	0.00
22101	CAPITAL PROJECTS CUR I&P	0.00	0.00	0.00	0.00	0.00	0.00	0.00	0.00
22102	CAPITAL PROJECTS PUB UTIL TAX	0.00	0.00	0.00	0.00	0.00	0.00	0.00	0.00
22120	CAPITAL PROJECTS PRI PROP TX	0.00	-1,034.00	371,859.60	0.00	-190.00	-370,635.60	0.00	0.00
22121	CAPITAL PROJECTS PRI I&P	0.00	0.00	76,211.69	0.00	0.00	-76,211.69	0.00	0.00
24101	COUNTY GENERAL FUND	10,740,844.67	-1,642.40	1,529,934.41	12,561,363.72	-5,240,807.29	0.00	-263,137.50	19,326,555.61
24102	HOTEL/MOTEL TAX - COUNTY	0.00	0.00	110,667.80	0.00	0.00	-109,561.11	-1,106.69	0.00
24103	CANINE/FELINE REGISTRATION	0.00	0.00	1,345.00	0.00	0.00	-1,331.55	-13.45	0.00
24104	RETURNED CHECK FEE	0.00	0.00	104.00	0.00	0.00	-104.00	0.00	0.00
24105	CREDIT CARD FEE	414.03	0.00	352.78	0.00	-215.56	0.00	0.00	551.25
24106	CLERK'S FEE	0.00	0.00	3,612.00	0.00	-3,612.00	0.00	0.00	0.00
24107	POSTAGE FEE	0.00	0.00	489.52	0.00	0.00	-489.52	0.00	0.00
24108	PUBLICATION FEE	0.00	0.00	264.24	0.00	0.00	-264.24	0.00	0.00
24109	GREENBELT LATE APPLICATION FEE	0.00	0.00	0.00	0.00	0.00	0.00	0.00	0.00
24116	SOLID WASTE MANAGMENT	3,400,186.95	0.00	132,109.06	0.00	-131,569.02	0.00	-1,330.01	3,399,396.98
24122	DRUG CONTROL FUND	74,244.41	0.00	332.49	0.00	-99.96	0.00	-3.32	74,473.62
24131	GENERAL ROAD FUND	678,809.90	1,642.40	294,384.69	1,606,382.36	-480,709.03	0.00	-34,709.23	2,065,801.09
24141	GENERAL PURPOSE SCHOOL FUND	20,736,287.80	88.85	14,446,687.30	11,833,683.34	-15,072,391.44	0.00	-286,308.37	31,658,047.48
24142	SCHOOL FEDERAL PROJECTS FUND	1,934,576.19	0.00	2,156,263.63	0.00	-1,680,285.46	0.00	0.00	2,410,554.36
24143	CHILD NUTRITION FUND	568,786.70	0.00	3,478,573.07	0.00	-979,103.52	0.00	0.00	3,068,256.25
24144	SCHOOL SYSTEM TRANS FUND	1,529,330.15	0.00	802,743.83	789,804.66	-1,164,041.95	0.00	-15,810.85	1,942,025.84
24146	EXTENDED SCHOOL PROGRAM FUND	53,279.12	0.00	250.00	0.00	0.00	0.00	-2.50	53,526.62
24151	DEBT SERVICE FUND	22,817,010.24	0.00	361,969.06	11,376,990.13	-643,507.69	0.00	-231,252.67	33,681,209.07
24171	CAPITAL PROJECTS FUND	5,283,499.31	0.00	506,453.52	496,852.78	-852,093.90	0.00	-9,966.11	5,424,745.60
24172	COMMUNITY DEVELOPMENT FUND	0.00							0.00
24177	EDU CAPITAL PROJECTS FUND	1,167,485.15	0.00	1,908,123.00	0.00	-1,820,585.60	0.00	0.00	1,255,022.55
24204	E911 COMMUNICATION DIST.	914,893.81	0.00	329,622.58	53.75	-235,102.64	0.00	-1,572.17	1,007,895.33
24207	BI-COUNTY LANDFILL	4,861,665.28	0.00	534,387.60	0.00	-565,531.19	0.00	-5,685.78	4,824,835.91
24263	SELF INSURANCE TRUST FUND	3,911,412.17	0.00	3,331,773.42	0.00	-2,759,900.73	0.00	0.00	4,483,284.86
24266	WORKERS' COMPENSATION	2,202,695.23	0.00	229.81	0.00	-33,454.41	0.00	0.00	2,169,470.63
24267	UNEMPLOYMENT COMPENSATION	150,305.59	0.00	111.33	0.00	-37,998.99	0.00	0.00	112,417.93
24362	MGC RAIL AUTHORITY	88,091.48	-88.85	88.85	0.00	-3,000.00	0.00	0.00	85,091.48
24363	JUDICIAL-DISTRICT-DRUG-FUND	128,543.49	0.00	26,208.23	0.00	-32,993.17	-150.06	0.00	121,608.49
25100	SALES TAXES DUE CLARKSVILLE	0.00	0.00	943,670.80	0.00	-934,234.09	0.00	-9,436.71	0.00

		<u>Beginning Balance</u>	<u>Adjustments</u>	<u>Receipts</u>	<u>Transfers In</u>	<u>Disbursements</u>	<u>Transfers Out</u>	<u>Commission Transfers</u>	<u>Ending Balance</u>
25110	DELINQUENT TAXES CLARKSVILLE	0.00	0.00	64,366.42	0.00	-64,366.42	0.00	0.00	0.00
26500	STOP PAYMENTS	17,650.24	0.00	0.00	0.00	-17,650.24	0.00	0.00	0.00
26510	ATTY'S FEES	0.00	0.00	32,370.84	0.00	-32,370.84	0.00	0.00	0.00
27050	HSC/BLDG PERMITS-ADVANCE PYMTS	0.00	0.00	0.00	0.00	0.00	0.00	0.00	0.00
27700	TRUSTEE'S HOLDING ACCOUNT	15,574.00	0.00	0.00	0.00	-15,574.00	0.00	0.00	0.00
29900	TRUSTEE COMMISSION	160,970.55	0.00	0.00	0.00	-160,470.55	0.00	860,335.36	860,835.36
<b>TOTALS</b>		<b>81,791,629.02</b>	<b>-7,373.51</b>	<b>69,915,590.10</b>	<b>38,665,130.74</b>	<b>-33,404,286.42</b>	<b>-38,665,076.99</b>	<b>0.00</b>	<b>118,295,612.94</b>

**Montgomery County, Tennessee**  
**Office of the Trustee**  
**County Fund Balance Report**  
**For The Month Ending 1/31/2011**

	<u>Beginning Balance</u>	<u>Adjustments</u>	<u>Receipts</u>	<u>Transfers In</u>	<u>Disbursements</u>	<u>Transfers Out</u>	<u>Commission Transfers</u>	<u>Ending Balance</u>
02003 EXCESS LAND SALE PAYMENTS 2003	0.00							0.00
02004 EXCESS LAND SALE PAYMENTS 2004	25,830.63							25,830.63
02005 EXCESS LAND SALE PAYMENTS 2005	0.00							0.00
02006 EXCESS LAND SALE PAYMENTS 2006	0.00							0.00
02007 EXCESS LAND SALE PAYMENTS 2007	0.00							0.00
02008 EXCESS LAND SALE PAYMENTS 2008	0.00							0.00
02009 EXCESS LAND SALE PAYMENTS 2009	1,729.76	0.00	0.00	0.00	-1,729.75	0.00	0.00	0.01
02010 EXCESS LAND SALE PAYMENTS 2010	242,446.24	0.00	212.60	0.00	-27,177.97	0.00	0.00	215,480.87
22100 CAPITAL PROJECTS CUR PROP TX	0.00	-8,869.19	3,468,535.35	0.00	-62,622.81	-3,397,043.35	0.00	0.00
22101 CAPITAL PROJECTS CUR I&P	0.00							0.00
22102 CAPITAL PROJECTS PUB UTIL TAX	0.00	0.00	670,441.00	0.00	0.00	-670,441.00	0.00	0.00
22120 CAPITAL PROJECTS PRI PROP TX	0.00	0.00	278,383.78	0.00	-7,899.00	-270,484.78	0.00	0.00
22121 CAPITAL PROJECTS PRI I&P	0.00	-1.00	51,666.43	0.00	0.00	-51,665.43	0.00	0.00
24101 COUNTY GENERAL FUND	19,326,555.61	-2,356.00	3,012,961.81	1,515,586.22	-4,364,355.37	-11,717.36	-54,215.10	19,422,459.81
24102 HOTEL/MOTEL TAX - COUNTY	0.00	0.00	93,568.93	0.00	0.00	-92,633.25	-935.68	0.00
24103 CANINE/FELINE REGISTRATION	0.00	0.00	4,482.00	0.00	0.00	-4,437.18	-44.82	0.00
24104 RETURNED CHECK FEE	0.00							0.00
24105 CREDIT CARD FEE	551.25	0.00	737.54	0.00	-344.10	0.00	0.00	944.69
24106 CLERK'S FEE	0.00	0.00	2,394.00	0.00	-2,394.00	0.00	0.00	0.00
24107 POSTAGE FEE	0.00	0.00	323.82	0.00	0.00	-323.82	0.00	0.00
24108 PUBLICATION FEE	0.00	0.00	100.26	0.00	0.00	-100.26	0.00	0.00
24109 GREENBELT LATE APPLICATION FEE	0.00							0.00
24116 SOLID WASTE MANAGMENT	3,399,396.98	0.00	109,021.59	1.04	-122,642.08	0.00	-1,047.47	3,384,730.06
24122 DRUG CONTROL FUND	74,473.62	0.00	147.25	0.00	-6,559.98	0.00	-1.47	68,059.42
24131 GENERAL ROAD FUND	2,065,801.09	0.00	334,928.91	182,901.44	-360,893.16	-129.84	-6,979.27	2,215,629.17
24141 GENERAL PURPOSE SCHOOL FUND	31,658,047.48	-250.00	17,958,633.35	1,347,373.94	-14,063,138.03	0.00	-77,549.24	36,823,117.50
24142 SCHOOL FEDERAL PROJECTS FUND	2,410,554.36	0.00	1,720,350.77	0.00	-1,658,823.23	0.00	0.00	2,472,081.90
24143 CHILD NUTRITION FUND	3,068,256.25	19,607.41	8,159.16	0.00	-835,702.09	0.00	0.00	2,260,320.73
24144 SCHOOL SYSTEM TRANS FUND	1,942,025.84	-1,704.46	803,131.86	89,926.56	-767,501.50	0.00	-1,824.19	2,064,054.11
24146 EXTENDED SCHOOL PROGRAM FUND	53,526.62							53,526.62
24151 DEBT SERVICE FUND	33,681,209.07	0.00	1,109,623.80	1,294,433.28	-10,190.11	0.00	-29,470.00	36,045,606.04
24171 CAPITAL PROJECTS FUND	5,424,745.60	2,300.00	39,435.08	57,513.18	-86,166.52	0.00	-1,165.67	5,436,661.67
24172 COMMUNITY DEVELOPMENT FUND	0.00							0.00
24177 EDU CAPITAL PROJECTS FUND	1,255,022.55	0.00	1,736,573.25	0.00	-1,754,723.14	0.00	0.00	1,236,872.66
24204 E911 COMMUNICATION DIST.	1,007,895.33	0.00	147,452.17	12.42	-146,097.70	0.00	-986.95	1,008,275.27
24207 BI-COUNTY LANDFILL	4,824,835.91	0.00	734,848.80	3.10	-961,833.31	0.00	-6,897.42	4,590,957.08
24263 SELF INSURANCE TRUST FUND	4,483,284.86	-18,176.95	3,813,027.93	0.00	-3,321,629.84	0.00	0.00	4,956,506.00
24266 WORKERS' COMPENSATION	2,169,470.63	0.00	207.32	11,830.64	-36,561.28	0.00	0.00	2,144,947.31
24267 UNEMPLOYMENT COMPENSATION	112,417.93	0.00	115.07	0.00	0.00	0.00	0.00	112,533.00
24362 MGC RAIL AUTHORITY	85,091.48							85,091.48
24363 JUDICIAL DISTRICT DRUG FUND	121,608.49	0.00	19,156.70	0.00	-30,961.38	-525.22	0.00	109,278.59
25100 SALES TAXES DUE CLARKSVILLE	0.00	0.00	977,620.80	0.00	-967,844.59	0.00	-9,776.21	0.00

		<u>Beginning Balance</u>	<u>Adjustments</u>	<u>Receipts</u>	<u>Transfers In</u>	<u>Disbursements</u>	<u>Transfers Out</u>	<u>Commission Transfers</u>	<u>Ending Balance</u>
25110	DELINQUENT TAXES CLARKSVILLE	0.00	0.00	14,732.15	0.00	-14,732.15	0.00	0.00	0.00
26500	STOP PAYMENTS	0.00							0.00
26510	ATTY'S FEES	0.00	0.00	7,650.81	0.00	-7,650.81	0.00	0.00	0.00
27050	HSC/BLDG PERMITS-ADVANCE PYMTS	0.00	0.00	73,759.40	0.00	-73,759.40	0.00	0.00	0.00
27700	TRUSTEE'S HOLDING ACCOUNT	0.00							0.00
29900	TRUSTEE COMMISSION	860,835.36	0.00	0.00	0.00	-860,335.36	0.00	190,893.49	191,393.49
<b>TOTALS</b>		<b>118,295,612.94</b>	<b>-9,450.19</b>	<b>37,192,383.69</b>	<b>4,499,581.82</b>	<b>-30,554,268.66</b>	<b>-4,499,501.49</b>	<b>0.00</b>	<b>124,924,358.11</b>

**TO THE HONORABLE MEMBERS  
OF THE BOARD OF COUNTY COMMISSIONERS  
ASSEMBLED**

**THIS THE SEVENTH DAY OF FEBRUARY, 2011**

**THIS REPORT COVERS WORK DONE IN OCTOBER, NOVEMBER, AND  
DECEMBER, THE SECOND QUARTER OF THE FISCAL YEAR.**

**GRADE & DRAINAGE – NEW CONSTRUCTION**

None this quarter

**BRIDGES & CULVERTS**

Palmyra Road  
Tarsus Road  
Budds Creek Road  
Moody Road  
Shiloh Canaan Road  
Bryant Hollow Road  
Louise Creek Road  
Watkins Ford Road  
Hickory Point Road  
Charles Holt Road  
Rosson Road  
Grant Chapel Road  
Zinc Plant Road  
Marthas Chapel Road  
Lock B Rd. South  
Devers Road  
Ed Thompson Road  
Watkins Ford Road

**Installed metal pipes on the following roads:**

<b>S. Woodson Rd.</b>	<b>4'- 24''</b>	<b>Pipe</b>
<b>Chester Harris Rd.</b>	<b>4'- 18''</b>	<b>Pipe</b>
<b>Guthrie Road</b>	<b>20' - 18''</b>	<b>Pipe</b>
<b>Guthrie Road</b>	<b>5' - 18''</b>	<b>Pipe</b>
<b>Guthrie Road</b>	<b>16' - 24''</b>	<b>Pipe</b>
<b>Daily Dunn Rd.</b>	<b>20' – 18''</b>	<b>Pipe</b>
<b>Drake Road</b>	<b>20' – 15''</b>	<b>Pipe</b>
<b>Gip Manning Rd.</b>	<b>5' – 18''</b>	<b>Pipe</b>

<b>Dunlop Lane</b>	<b>8' – 18"</b>	<b>Pipe</b>
<b>Old Hwy 48</b>	<b>20'-15'</b>	<b>Pipe</b>
<b>Old Hwy 48</b>	<b>20'-15'</b>	<b>Pipe</b>
<b>Barkley Hills</b>	<b>5' -15"</b>	<b>Pipe</b>
<b>Smith Place</b>	<b>20' -15"</b>	<b>Pipe</b>
<b>Hargrove Circle</b>	<b>20' -15"</b>	<b>Pipe</b>
<b>Ryes Chapel Rd.</b>	<b>3'-18"</b>	<b>Pipe</b>

**GUARDRAILS:**

Cumberland Heights Rd.

2 - 12' 6" section rail  
 1 post  
 2 blocks  
 1 - end cap

**PROJECTS:**

Montgomery Co. Projects & Facilities  
 Grade, Base, and Pave Parking Lot & Drive  
 for Cumberland Heights Volunteer Fire Station at  
 the old Cumberland Heights Elementary School  
 Reimbursed \$22,000.00

Cheatham County Highway Department  
 Line Miles Painted  
 Reimbursed \$10,087.00

**ROADS HOT MIXED:**

Four and Thirty hundredths (4.30)) miles of the following county roads were hot mixed.

Lem Davis Road	1.31	Mile
Old City Ferry Road	.16	Mile
Smith Place	1.68	Mile
Virginia Lane	.30	Mile
Heath Road	.35	Mile
Albright Road	.50	Mile

**ROADS OILED & CHIPPED:**

None This Quarter



**TRAFFIC CONTROL:**

Road Marker	100
Post	113
Signal Light Ahead	2
Bridge Marker	5
Stop sign	45
Stop Ahead	13
Speed Limit 25	31
Speed Limit 35	3
Speed Limit 45	4
Hidden Driveway	2
Dead End	4
Curve Ahead	15
Suggested Speed 15	1
Suggested Speed 35	6
Intersection Ahead	3
Chevrons	14
Adopt A Mile	5
Adopt A Mile Sponsor Nameplate	5
Deer Xing	2
Railroad Xing Ahead	2
Speed Limit 40	3
Keep Right	1
No Dumping	1
Community Sign	1
Narrow Road	2
Reduce Speed Ahead	1

**ROADS STRIPED:**

Ten and twenty-one hundredths (10.21) miles of the following county roads were striped;

Lylewood Road	3.90
Rawlings Road	3.32
Smith Place	1.68
Lem Davis Road	1.31

Three hundred forty-seven and fourteen hundredths (347.14) gallons yellow, one hundred one and sixty-six hundredths (101.66) gallons white and 2,692.8 lbs. beads were used in striping the above roads.

**ASPHALT PURCHASED:**

Hot Mix	5,831.92	Tons
---------	----------	------

**CRUSHED STONE:**

One Thousand, Seven Hundred Four and Twelve Hundredths (1,704.12) tons of crushed stone were hauled and placed on the county roads.

<b><u>ROADS</u></b>	<b><u>TONS</u></b>
Tarsus Road	31.70
Tarsus Road	260.31
Dunlop Lane	23.10
Appleton Road	11.94
Tarsus Road	260.31
Lylewood Road – State Aid	36.84
Tarsus Road – State Aid	75.39
Mayhew Road - State Aid	16.16
McAdoo Creek Rd. – State Aid	34.87
Zinc Plant Road	35.94
Palmyra Road	35.43
Louise Creek Road	18.56
Chamber Road	19.88
Zinc Plant Road	10.39
Dotsonville Road	10.78
Martha's Chapel Road	16.61
Weakley Road	5.17
Weakley Road	9.98
Tarsus Road	33.12
Palmyra Road	53.02
Dean Road	4.08
Indian Mound Rd.	33.43
General Roads	54.13
Outlaw Road	10.00
Budds Creek Rd.	11.51
Old Highway 48	20.45
Wickham Road	20.55
Sugar Creek Rd.	9.25
Kirkland Rd.	11.07
Dunlop Lane	7.09
Gip Manning Rd.	8.36
Grants Chapel Rd.	7.38
Outlaw Road	10.71
Old Highway 48	11.05
General Roads	5.01
General Roads	5.44
Louise Road	8.81
General Roads	295.23
Ryes Chapel Rd.	7.40
Dean Road	23.99
Bearden Road	6.31
Smith Place	10.89
Hargrove Circle	10.24
Tylertown Rd.	4.73
Stone Manor Way	11.75
Mayhew Road	10.99
Bradley Martin Rd.	9.71
Southside Road	20.60
Head Road	32.14
Tommy Oliver Rd.	5.48
Shady Grove Road	16.84
<b>TOTAL TONS</b>	<b>1704.12</b>

**Crushed stone is placed as needed on county roads; right-of-way maintenance and patching continues daily.**

**Respectfully submitted,**

**MONTGOMERY COUNTY HIGHWAY DEPARTMENT**

A handwritten signature in black ink that reads "Mike Frost". The signature is written in a cursive style with a large "M" and a stylized "F".

**Mike Frost,  
Highway Supervisor**

**MF:ka**

TO THE HONORABLE COURT OF MONTGOMERY COUNTY  
CLARKSVILLE, TENNESSEE

I RESPECTFULLY SUBMIT THE FOLLOWING REPORT SHOWING THE RECEIPTS AND  
DISBURSEMENTS OF THE GENERAL ROAD FUNDS FOR THE QUARTER ENDING  
31-Dec-10

BEGINNING BANK BALANCE \$ 911,549.53

		OCTOBER	NOVEMBER	DECEMBER	TOTAL
40110	CURRENT PROPERTY TAX	\$ 95,079.65	\$ 127,296.51	\$ 1,587,763.72	\$ 1,810,139.88
40110-	2 PUBLIC UTILITIES				\$ -
40120	TRUSTEE COL. PR. YEAR	\$ 5,933.21	\$ 10,033.01	\$ 15,443.15	\$ 31,409.37
40140	3 TRUSTEE-INT. & PENALTY	\$ 1,159.88	\$ 1,854.56	\$ 3,175.49	\$ 6,189.93
40270	BUSINESS TAX	\$ 8,120.34	\$ 1,028.03	\$ 3,321.18	\$ 12,469.55
40280	SERVANCE TAX	\$ 93,382.87	\$ -	\$ -	\$ 93,382.87
40320	BANK EXCISE TAX	\$ -	\$ -		\$ -
43380	VENDING MACHINE COM	\$ 21.63			\$ 21.63
44135	SALE OF GASOLINE	\$ 4,866.38	\$ 2,716.27	\$ 4,258.22	\$ 11,840.87
44170	MISCELLANEOUS	\$ 357.65	\$ 18.00	\$ 10,529.65	\$ 10,905.30
44145	SALE OF RECYCL MAT.	\$ -	\$ -	\$ -	\$ -
44530	SALE OF EQUIPMENT	\$ -	\$ -	\$ -	\$ -
46410	BRIDGE PROGRAM	\$ -	\$ -		\$ -
46420	STATE AID PROGRAM	\$ 179,489.36	\$ 2,251.09	\$ 3,495.97	\$ 185,236.42
46920	GASOLINE TAX	\$ 239,191.04	\$ 221,117.37	\$ 243,319.79	\$ 703,628.20
46930	GASOLINE INSPECTION FEE	\$ 9,019.42	\$ 9,019.42	\$ 9,019.42	\$ 27,058.26
47590	FEDERAL THRU STATE	\$ -	\$ -	\$ -	\$ -
44990	OTHER LOCAL REVENUE		\$ -	\$ -	\$ -
44520	INSURANCE RECOVERY	\$ -			\$ -
47230	DISASTER RELIEF	\$ -	\$ -	\$ -	\$ -
48120	PAVING AND MAINTENANCE		\$ 22,128.72		\$ 22,128.72
49700	INSURANCE RECOVERY			\$ 17,236.00	\$ 17,236.00
11410	ACCOUNTS RECEIVABLES				\$ -
21810	REVENUE ANTICIPATION				\$ -
TOTAL REVENUE		\$ 636,621.43	\$ 397,462.98	\$ 1,897,562.59	\$ 2,931,647.00
TOTAL AVAILABILITY					\$ 3,843,196.53

## EXPENDATURES: OCT-NOV-DIEC. 2010

GENERAL ADMINISTRATION - 61000	OCTOBER	NOVEMBER	DECEMBER	TOTALS
101 COUNTY OFFICIAL	\$ 7,084.80	\$ 7,084.80	\$ 11,669.03	\$ 25,838.63
103 ASSISTANT	\$ 6,643.20	\$ 4,428.80	\$ 4,428.80	\$ 15,500.80
119 ACCOUNTANT/BOOKKEEPER	\$ 4,348.80	\$ 2,899.20	\$ 2,899.20	\$ 10,147.20
161 SECRETARY	\$ 3,700.80	\$ 2,467.20	\$ 2,467.20	\$ 8,635.20
162 PURCHASING CLERK	\$ 3,700.80	\$ 2,467.20	\$ 2,467.20	\$ 8,635.20
187 OVERTIME	\$ 67.95	\$ 27.18	\$ 317.09	\$ 412.22
191 COMMISSIONERS			\$ 900.00	\$ 900.00
201 SOICIAL SECURITY	\$ 1,526.99	\$ 1,139.43	\$ 1,421.80	\$ 4,088.22
204 STATE RETIREMENT	\$ 3,737.46	\$ 2,834.49	\$ 3,395.15	\$ 9,967.10
206 LIFE INSURANCE	\$ 16.00	\$ 16.00	\$ 16.00	\$ 48.00
207 MEDICAL INSURANCE	\$ 3,448.46	\$ 3,448.46	\$ 4,378.62	\$ 11,275.54
212 EMPLOYER MEDICARE	\$ 357.11	\$ 266.47	\$ 332.52	\$ 956.10
320 DUES & MEMBERSHIP		\$ 160.00		\$ 160.00
331 LEGAL SERVICES				\$ -
336 R & M SERVICE EQUIPT.				\$ -
337 R & M SERV-OFFICE EQUIPMENT				\$ -
347 PEST CONTROL				\$ -
348 POSTAL CHARGES				\$ -
349 PRINTING STAT. FORMS	\$ -			\$ -
351 RENTALS	\$ 946.40	\$ 155.00	\$ 550.00	\$ 1,651.40
355 TRAVEL				\$ -
356 TUITION				\$ -
399 OTHER CONTRACTED SERV.	\$ 261.45	\$ 701.00	\$ 2,306.40	\$ 3,268.85
410 CUSTODIAN SUPPLIES				\$ -
411 DATA PROCESSING SUPPLIES				\$ -
413 DRUGS & MEDICAL SUPPLIES	\$ 166.77	\$ 166.54	\$ 166.45	\$ 499.76
414 DUPLICATING SUPPLIES				\$ -
422 FOOD SUPPLIES				\$ -
432 LIBRARY BOOKS				\$ -
435 OFFICE SUPPLIES	\$ 184.58		\$ 45.45	\$ 230.03
499 OTHER SUPPLIES & MATERIALS	\$ 1,039.63	\$ 98.59	\$ 135.63	\$ 1,273.85
<b>TOTAL 61000</b>	<b>\$ 37,231.20</b>	<b>\$ 28,360.36</b>	<b>\$ 37,896.54</b>	<b>\$ 103,488.10</b>

## HIGHWAY BRIDGE MAINTENANCE - 62000

141 FOREMEN	\$ 41,652.80	\$ 28,966.40	\$ 28,966.40	\$ 99,585.60
142 MECHANICS	\$ 13,017.63	\$ 8,678.41	\$ 8,678.42	\$ 30,374.46
144 EQUIPMENT OP. HEAVY	\$ 57,421.13	\$ 34,177.61	\$ 35,465.85	\$ 127,064.59
145 EQUIPMENT OP. LIGHT	\$ 19,960.80	\$ 13,307.20	\$ 13,307.20	\$ 46,575.20
147 TRUCK DRIVERS	\$ 56,488.29	\$ 38,492.80	\$ 37,311.68	\$ 132,292.77
149 LABORERS	\$ 7,101.61	\$ 4,084.80	\$ 4,582.80	\$ 15,769.21
168 PART TIME	\$ 1,943.04	\$ 1,295.36	\$ 1,059.84	\$ 4,298.24
187 OVERTIME	\$ 1,001.90	\$ 237.27	\$ 5,268.60	\$ 6,507.77
201 SOCIAL SECURITY	\$ 11,763.02	\$ 7,430.64	\$ 7,778.11	\$ 26,971.77
204 STATE RETIREMENT	\$ 27,971.14	\$ 18,405.76	\$ 19,224.95	\$ 65,601.85
206 LIFE INSURANCE	\$ 156.00	\$ 157.60	\$ 156.00	\$ 469.60
207 MEDIAL INSURANCE	\$ 36,648.37	\$ 35,819.32	\$ 36,933.06	\$ 109,400.75
212 EMPLOYER MEDICARE	\$ 2,751.07	\$ 1,737.84	\$ 1,819.12	\$ 6,308.03
322 DRUG TESTING				\$ -
340 MEDICAL & DENTAL SERV.				\$ -
351 RENTALS				\$ -
356 TUITION				\$ -
399 OTHER CONTRACTED SERVICES	\$ 395.00	\$ 40.00	\$ 397.00	\$ 832.00
404 ASPHALT HOT MIX	\$ 98,777.43	\$ 154,155.38	\$ 55,609.62	\$ 308,542.43
405 ASPHALT LIQUID	\$ 10,047.24		\$ 16,019.20	\$ 26,066.44
408 CONCRETE				\$ -
409 CRUSHED STONE	\$ 4,106.25	\$ 9,667.79	\$ 3,568.00	\$ 17,342.04
419 EXPLOSIVES & DRILLING SUPPLIES				\$ -
420 FERTILIZER,LIME, CHEM.,SEED				\$ -
440 PIPE-METAL	\$ 4,590.36			\$ 4,590.36
444 SALT	\$ 63,494.57	\$ 32,145.02		\$ 95,639.59

445 SAND				\$	-
446 SMALL TOOLS				\$	-
447 STRUCTURAL STEEL				\$	-
455 WOOD PRODUCTS				\$	-
499 OTHER SUPPLIES & MATERIALS	\$ 1,245.88	\$ 1,144.03	\$ 25.30	\$	2,415.21
<b>TOTAL 62000</b>	<b>\$ 460,533.53</b>	<b>\$ 389,943.23</b>	<b>\$ 276,171.15</b>	<b>\$</b>	<b>\$ 1,126,647.91</b>

#### OPERATION/MAINTENANCE OF EQUIPT. - 63100

141 FOREMEN	\$ 5,390.40	\$ 3,593.60	\$ 3,593.60	\$	12,577.60
142 MECHANICS	\$ 20,452.14	\$ 11,683.20	\$ 11,683.20	\$	43,818.54
147 TRUCK DRIVERS	\$ 3,288.00	\$ 2,192.00	\$ 2,192.00	\$	7,672.00
162 CLERICAL	\$ 3,710.40	\$ 2,473.60	\$ 2,473.60	\$	8,657.60
187 OVERTIME	\$ 32.06	\$ 77.30	\$ 921.72	\$	1,031.08
201 SOCIAL SECURITY	\$ 1,970.15	\$ 1,172.29	\$ 1,234.34	\$	4,376.78
204 STATE RETIREMENT	\$ 4,809.31	\$ 2,928.87	\$ 3,052.41	\$	10,790.59
206 LIFE INSURANCE	\$ 20.80	\$ 20.80	\$ 20.80	\$	62.40
207 MEDICAL INSURANCE	\$ 4,853.02	\$ 4,378.62	\$ 3,922.86	\$	13,154.50
212 EMPLOYER MEDICARE	\$ 460.74	\$ 274.16	\$ 288.66	\$	1,023.56
322 EVALUATION & TESTING				\$	-
335 R & M SERV.-BLDG.				\$	-
336 R & M SERV.-VEHICLES	\$ 1,046.91	\$ 672.00	\$ 124.00	\$	1,842.91
338 R & M SERV.-VEHICLES	\$ 305.00	\$ 1,070.77	\$ 4,622.35	\$	5,998.12
351 RENTALS				\$	-
399 OTHER CONTRACTED SERVICES	\$ 240.00	\$ 115.00		\$	355.00
410 CUSTODIAN SUPPLIES				\$	-
411 DATA PROCESSING SUPPLIES				\$	-
412 DIESEL	\$ 16,824.56	\$ 19,417.23		\$	36,241.79
418 EQUIPMENT & MACHINERY PARTS	\$ 13,720.49	\$ 8,509.69	\$ 17,797.82	\$	40,028.00
422 FOOD SUPPLIES				\$	-
424 GARAGE SUPPLIES	\$ 478.56			\$	478.56
425 GASOLINE	\$ 14,497.83	\$ 14,845.16		\$	29,342.99
427 ICE				\$	-
433 LUBRICANTS	\$ 2,065.20	\$ 1,585.72	\$ 145.68	\$	3,796.60
435 OFFICE SUPPLIES				\$	-
446 SMALL TOOLS	\$ 1,138.92	\$ 348.48	\$ 320.51	\$	1,807.91
450 TIRES & TUBES	\$ 5,447.12	\$ 647.77	\$ 4,750.92	\$	10,845.81
453 VEHICLE PARTS	\$ 6,084.92	\$ 5,570.60	\$ 3,259.13	\$	14,914.65
499 OTHER SUPPLIES & MATERIALS	\$ 2,015.92	\$ 1,960.84	\$ 2,307.01	\$	6,283.77
<b>TOTAL 63100</b>	<b>\$ 108,852.45</b>	<b>\$ 83,537.70</b>	<b>\$ 62,710.61</b>	<b>\$</b>	<b>\$ 255,100.76</b>

#### TRAFFIC CONTROL - 63600

141 FOREMEN	\$ 5,390.40	\$ 3,593.60	\$ 3,593.60	\$	12,577.60
144 HVY. EQUIPT. OPERATORS	\$ 5,098.40	\$ 2,473.60	\$ 3,768.80	\$	11,340.80
149 TRAFFIC CONTROL OPERATORS	\$ 6,103.20	\$ 4,068.80	\$ 4,068.81	\$	14,240.81
187 OVERTIME	\$ 33.69	\$ 106.69	\$ 405.83	\$	546.21
201 SOCIAL SECURITY	\$ 1,008.23	\$ 614.23	\$ 716.05	\$	2,338.51
204 STATE RETIREMENT	\$ 2,432.31	\$ 1,498.49	\$ 1,731.76	\$	5,662.56
206 LIFE INSURANCE	\$ 12.80	\$ 11.20	\$ 12.80	\$	36.80
207 MEDICAL INSURANCE	\$ 2,145.01	\$ 1,588.14	\$ 1,588.14	\$	5,321.29
212 EMPLOYER MEDICARE	\$ 235.78	\$ 143.65	\$ 167.46	\$	546.89
320 DUES & MEMBERSHIP				\$	-
322 DRUG TESTING				\$	-
330 OPERATING LEASE PAYMENT	\$ 390.00			\$	390.00
336 R & M SERV.-EQUIPMENT				\$	-
349 PRINTING STATIONERY FORMS				\$	-
356 TUITION				\$	-
399 OTHER CONTRACTED SERVICES				\$	-
415 ELECTRICITY	\$ 442.06	\$ 440.71	\$ 75.00	\$	957.77
429 INSTRUCTIONAL MATERIALS			\$ 432.55	\$	432.55
443 ROAD SIGNS	\$ 2,216.28			\$	2,216.28
446 SMALL TOOLS			\$ 18,331.02	\$	18,331.02

451 UNIFORMS				\$	-
499 OTHER SUPPLIES & MATERIALS	\$ 928.25	\$ 52,659.00	\$ 46,432.65	\$	100,019.90
<b>TOTAL 63600</b>	<b>\$ 26,436.41</b>	<b>\$ 67,198.11</b>	<b>\$ 81,324.47</b>	<b>\$</b>	<b>174,958.99</b>

#### OTHER CHARGES - 65000

307 COMMUNICATIONS	\$ 928.60	\$ 259.48	\$ 939.26	\$	2,127.34
333 LICENSES	\$ 500.00			\$	500.00
415 ELECTRICITY	\$ 3,166.50	\$ 323.55	\$ 3,495.92	\$	6,985.97
434 NATURAL GAS	\$ 24.43	\$ 54.13	\$ 1,100.97	\$	1,179.53
454 WATER & SEWER	\$ 252.10	\$ 157.53	\$ 201.76	\$	611.39
502 BLDG. & CONTENTS INSURANCE				\$	-
504 INDIRECT COSTS	\$ 1,934.44	\$ 897.55	\$ 1,764.00	\$	4,595.99
506 LIABILITY INSURANCE				\$	-
508 PREM. CORPORATE SURETY BONDS				\$	-
510 TRUSTEES COMMISSION	\$ 5,565.80	\$ 5,106.44	\$ 34,709.23	\$	45,381.47
513 WORKMANS COMP. INSURANCE				\$	-
515 LIABILITY CLAIMS				\$	-
<b>TOTAL - 65000</b>	<b>\$ 12,371.87</b>	<b>\$ 6,798.68</b>	<b>\$ 42,211.14</b>	<b>\$</b>	<b>61,381.69</b>

#### EMPLOYEE BENEFITS - 66000

207 HEALTH INSURANCE		\$ 7,631.36		\$	7,631.36
399 OTHER CONTRACTED SERVICES	\$ -			\$	-
<b>TOTAL 66000</b>	<b>\$ -</b>	<b>\$ 7,631.36</b>		<b>\$</b>	<b>7,631.36</b>

#### CAPITAL OUTLAY - 68000

321 ENGINEERING SERVICES				\$	-
330 LEASE PURCHASES				\$	-
399 OTHER CONTRACTED SERVICES				\$	-
705 BRIDGE CONSTRUCTION				\$	-
706 BUILDING CONSTRUCTION				\$	-
707 BUILDING IMPROVEMENTS				\$	-
708 COMMUNICATION EQUIPMENT				\$	-
709 DATA PROCESSING EQUIPT.				\$	-
711 FURNITURE & FIXTURES				\$	-
712 HEATING & AIR COND. EQUIPT.	\$ 39,398.00		\$ 539.00	\$	39,937.00
714 HIGHWAY EQUIPMENT	\$ -	\$ 52,780.00		\$	52,780.00
718 MOTOR VEHICLES	\$ -			\$	-
719 OFFICE EQUIPMENT	\$ -			\$	-
723 RIGHT OF WAY	\$ -			\$	-
726 STATE AID PROJECTS	\$ 116,496.93			\$	116,496.93
790 OTHER EQUIPMENT	\$ -			\$	-
<b>TOTAL 68000</b>	<b>\$ 155,894.93</b>	<b>\$ 52,780.00</b>	<b>\$ 539.00</b>	<b>\$</b>	<b>209,213.93</b>

21100				\$	-
21200					
21410				\$	-

#### ACCRUALS

21310 INCOME TAX	\$ (26,618.12)	\$ (16,906.39)	\$ (18,729.76)	\$	(62,254.27)
21320 SOCIAL SECURITY	\$ (16,268.39)	\$ (10,356.59)	\$ (11,150.30)	\$	(37,775.28)
21325 MEDICARE	\$ (3,804.70)	\$ (2,422.12)	\$ (2,607.76)	\$	(8,834.58)
21341 HEALTH INSURANCE	\$ (8,376.40)	\$ (8,048.12)	\$ (8,328.38)	\$	(24,752.90)
21342 ACCIDENT INSURANCE	\$ -			\$	-
21343 CANCER INSURANCE	\$ (8.70)	\$ (8.70)	\$ (8.70)	\$	(26.10)
21344 LIFE INSURANCE	\$ (55.06)	\$ (55.06)	\$ (55.06)	\$	(165.18)

21345 COLONIAL LIFE	\$ (1,029.10)	\$ (947.40)	\$ (947.40)	\$ (2,923.90)
21346 DENTAL	\$ (2,659.84)	\$ (2,603.86)	\$ (2,631.74)	\$ (7,895.44)
21347 LINCOLN LIFE	\$ (655.02)	\$ (655.02)	\$ (679.16)	\$ (1,989.20)
21348 RELIANCE	\$ (90.52)	\$ (90.52)	\$ (87.60)	\$ (268.64)
21349-035 PREPAID LEGAL	\$ (103.60)	\$ (103.60)	\$ (103.60)	\$ (310.80)
21349-246 VISION	\$ (380.10)	\$ (366.60)	\$ (366.60)	\$ (1,113.30)
21351 PEBSO	\$ (490.98)	\$ (327.32)	\$ (327.32)	\$ (1,145.62)
21352 GREAT WEST	\$ (3,467.44)	\$ (2,450.07)	\$ (2,649.99)	\$ (8,567.50)
21353 GREAT WEST	\$ (330.00)	\$ (220.00)	\$ (220.00)	\$ (770.00)
21360 GARNISHMENTS	\$ (1,058.96)	\$ (851.39)	\$ (716.43)	\$ (2,626.78)
21390 UNITED WAY	\$ (30.00)	\$ (20.00)	\$ (20.00)	\$ (70.00)
21390-096 CHRISTMAS CLUB	\$ (4,675.00)	\$ (3,254.00)	\$ (3,334.00)	\$ (11,263.00)
21390-268 UNIFORMS	\$ (223.80)	\$ (137.00)	\$ (137.00)	\$ (497.80)
21349-196 MED FLEX	\$ (83.10)	\$ (55.40)	\$ (55.40)	\$ (193.90)
21391 ON SITE MEDICAL	\$ -		\$ -	
21349 CLARKSVILLE ATHLETIC CLUB	\$ (50.00)	\$ (50.00)	\$ (50.00)	\$ (150.00)
<b>TOTAL ACCRUALS</b>	<b>\$ (70,458.83)</b>	<b>\$ (49,929.16)</b>	<b>\$ (53,206.20)</b>	<b>\$ (173,594.19)</b>

#### PAID

21310 INCOME TAX	\$ 26,618.12	\$ 16,906.39	\$ 18,729.76	\$ 62,254.27
21320 SOCIAL SECURITY	\$ 16,268.39	\$ 10,356.59	\$ 11,150.30	\$ 37,775.28
21325 MEDICARE	\$ 3,804.70	\$ 2,422.12	\$ 2,607.76	\$ 8,834.58
21341 HEALTH INSURANCE	\$ 8,376.40	\$ 8,048.12	\$ 8,328.38	\$ 24,752.90
21342 ACCIDENT INSURANCE	\$ -		\$ -	
21343 CANCER INSURANCE	\$ 8.70	\$ 8.70	\$ 8.70	\$ 26.10
21344 LIFE INSURANCE	\$ 55.06	\$ 55.06	\$ 55.06	\$ 165.18
21345 COLONIAL LIFE	\$ 1,029.10	\$ 947.40	\$ 947.40	\$ 2,923.90
21346 DENTAL	\$ 2,659.84	\$ 2,603.86	\$ 2,631.74	\$ 7,895.44
21347 LINCOLN LIFE	\$ 655.02	\$ 655.02	\$ 679.16	\$ 1,989.20
21348 RELIANCE	\$ 90.52	\$ 90.52	\$ 87.60	\$ 268.64
21349-035 PREPAID LEGAL	\$ 103.60	\$ 103.60	\$ 103.60	\$ 310.80
21349-246 VISION	\$ 380.10	\$ 366.60	\$ 366.60	\$ 1,113.30
21351 PEBSO	\$ 490.98	\$ 327.32	\$ 327.32	\$ 1,145.62
21352 GREAT WEST	\$ 3,467.44	\$ 2,450.07	\$ 2,649.99	\$ 8,567.50
21353 GREAT WEST	\$ 330.00	\$ 220.00	\$ 220.00	\$ 770.00
21360 GARNISHMENTS	\$ 1,058.96	\$ 851.39	\$ 716.43	\$ 2,626.78
21390 UNITED WAY	\$ 30.00	\$ 20.00	\$ 20.00	\$ 70.00
21390-096 CHRISTMAS CLUB	\$ 41,910.00		\$ 41,910.00	
21390-268 UNIFORMS	\$ 149.20	\$ 146.15	\$ 171.25	\$ 466.60
21349-196 MED FLEX	\$ 83.10	\$ 55.40	\$ 55.40	\$ 193.90
21349 CLARKSVILLE ATHLETIC CLUB	\$ 50.00	\$ 50.00	\$ 50.00	\$ 150.00
<b>TOTAL PAID</b>	<b>\$ 107,619.23</b>	<b>\$ 46,684.31</b>	<b>\$ 49,906.45</b>	<b>\$ 204,209.99</b>

<b>TOTAL EXPENDITURES</b>	<b>\$ 838,480.79</b>	<b>\$ 633,004.59</b>	<b>\$ 497,553.16</b>	<b>\$ 1,969,038.54</b>
---------------------------	----------------------	----------------------	----------------------	------------------------

<b>BANK BALANCE DECEMBER 31, 2010</b>	<b>\$ 1,874,157.99</b>			
---------------------------------------	------------------------	--	--	--



**TO THE HONORABLE COURT OF MONTGOMERY COUNTY**

**CLARKSVILLE, TENNESSEE**

**I RESPECTFULLY SUBMIT THE FOLLOWING REPORT SHOWING THE RECEIPTS AND  
DISBURSEMENTS OF THE ROAD DAMAGE FUND FOR THE QUARTER ENDING  
31-Dec-10**

**BEGINNING BANK BALANCE** **\$96,905.00**

**DEPOSITS October 2010**

Z COMPANY	\$ 1,000.00
CHRIS BLACKWELL	\$ 500.00
CRABBE CONSTRUCTION	\$ 750.00
MICHAEL BOWERS	\$ 250.00
TIMOTHY SMITH	\$ 250.00
BILL MACE HOMES	\$ 500.00
MARCO HERNANDEZ	\$ 250.00
PROVIDENCE BUILDERS	\$ 250.00
GEORGE HUGHES	\$ 515.00
MARCO HERNANDEZ	\$ 250.00
NORCO CONSTRUCTION	\$ 500.00
BRIAN MARABLE	\$ 500.00
HAROLD TRACY	\$ 550.00
PELHAM CONSTRUCTION	\$ 1,000.00
CHRIS ROBERTSON	\$ 500.00
COOK CONSTRUCTION	\$ 250.00
PATRICK LONG	\$ 250.00
MIKE ATKINS	\$ 500.00
BOWERS CONSTRUCTION	\$ 250.00

**TOTAL DEPOSITS OCTOBER 2010** **\$8,815.00**

**DEPOSITS Nov-10**

BILL MACE CONSTRUCTION	\$ 500.00
CRABBE CONSTRUCTION	\$ 750.00
ROSS CREEK BUILDERS	\$ 250.00
CHRIS WARREN CONSTRUCTION	\$ 250.00
JAMES VICK	\$ 250.00
HERALD & PHILLIPS	\$ 750.00
JASON BUMPUS	\$ 250.00
DAVID WALLUS	\$ 250.00
CLAY POWERS CONSTRUCTION	\$ 750.00
CHRIS BLACKWELL	\$ 1,250.00
ERIC BLACKWELL	\$ 500.00
CRABBE CONSTRUCTION	\$750.00
BOOTH CONSTRUCTION	\$250.00
DAVID HARRISON	\$250.00
ROBERT KRUECKEBERG	\$2,280.00
PROVIDENCE BUILDERS	\$750.00

**TOTAL DEPOSITS NOVEMBER 2010** **\$10,030.00**

**DEPOSITS    Dec-10**

SHELLY TODD	\$250.00
GENE SOUTHERN	\$500.00
RICHARD DOWNS	\$750.00
MIKE ATKINS	\$500.00
JERRY AKINS	\$500.00
CLAY POWERS	\$250.00
BILLY MORRISON	\$250.00
CHRIS BLACKWELL	\$500.00
GREGORY WALKER	\$250.00
CRABBE CONSTRUCTION	\$500.00
MAYNARD CONSTRUCTION	\$ 1,250.00
BRIAN PROCTOR	\$250.00
CLAY POWERS	\$ 500.00
PAUL KRUECKEBERG	\$ 250.00
CRABBE CONSTRUCTION	\$ 250.00
MARY D. HOLT	\$ 250.00
TODD PHILLIPS CONSTRUCTION	\$ 250.00
CRABBE CONSTRUCTION	\$ 1,250.00

**TOTAL DEPOSITS DECEMBER 2010****\$8,500.00****REFUNDS OCTOBER 2010**

LARRY GRINSTEAD	\$250.00
EDWARD NORMAN	\$250.00
LARRY YARBROUGH	\$ 500.00
CHRIS BLACKWELL	\$ 1,015.00
CHRIS BLACKWELL	\$ 1,750.00
JIMMY MILLER CONSTRUCTION	\$ 500.00
MARTY DARNELL	\$ 1,265.00
GLEN MOORE. JR.	\$ 500.00
EUDEENA BATES	\$ 250.00
MICHAEL BOWERS	\$ 250.00
ANTHONY DALEY	\$ 250.00
TIM JARRETT	\$ 500.00
BIRCHWOOD CONSTRUCTION	\$ 500.00
MARILYN CHERRY	\$ 500.00
DOUG & NORMA GANN	\$ 500.00
DARRELL GILLUM	\$ 500.00
MARCO HERNANDEZ	\$ 250.00

**TOTAL REFUNDS OCTOBER 2010****\$9,530.00****REFUNDS NOVEMBER 2010**

MIKE KIRSCH	\$ 740.00
JOHN LAUNIUS	\$ 250.00
CLAY POWERS	\$ 2,765.00
JAMES VICK	\$ 250.00
CHRIS WARREN CONST.	\$ 250.00
BETSY FARRAR-HITE	\$500.00
JASSAN BUMPUS	\$ 500.00
CRABBE CONSTRUCTION	\$ 2,750.00
BILLY MORRISON CONSTRUCTION	\$ 500.00
DAVID WALLUS	\$ 250.00
JIMMY MILLER CONSTRUCTION	\$ 250.00
MARCO HERNANDEZ	\$ 500.00
HUTCHISON CONSTRUCTION	\$ 500.00
ERIC BLACKWELL	\$ 1,500.00
HARRIS & ROBERTSON CONST.	\$ 250.00
VICTOR HOPKINS	\$ 250.00
ROBERT KOLBE	\$ 500.00

**TOTAL REFUNDS NOVEMBER 2010****\$12,505.00**

**REFUNDS DECEMBER 2010**

ROBERT KRUECKEBERG	\$ 1,250.00
RICHARD DOWNS	\$ 500.00
LEONIA GRODE	\$ 250.00
BRIAN MARABLE	\$ 500.00
PAUL KRUECKEBERG	\$ 250.00
REDA HOME BUILDERS	\$ 250.00
REX HAWKINS	\$ 3,250.00

<b>TOTAL REFUNDS DECEMBER 2010</b>	<b>\$6,250.00</b>
------------------------------------	-------------------

<b>ENDING BANK BALANCE</b>	<b>DECEMBER 31. 2010</b>	<b>\$95,965.00</b>
----------------------------	--------------------------	--------------------



## Montgomery County Government

Phone  
931-648-5718

### Building and Codes Department

Fax  
931-553-5121

350 Pageant Lane Suite 309  
Clarksville, TN 37040

#### Memorandum

TO: Carolyn Bowers, County Mayor  
FROM: Rod Streeter, Building Commissioner *RS*  
DATE: February 2, 2011  
SUBJ: JANUARY 2011 ADEQUATE FACILITIES TAX REPORT

The total number of receipts issues in January 2011 is as follows: City 31 and County 18 for a total of 49

There were 48 receipts issued on single-family dwellings, 0 receipts issued on multi-family dwellings, 0 receipts issued on condominiums. There were 1 exemption receipts issued.

The total taxes received for January 2011 was \$16,685.00

The total refunds issued for January 2011 was \$0.00

Total Adequate Facilities Tax Revenue for January 2011 was \$16,685.00

#### FISCAL YEAR 2010/2011 TOTALS TO DATE:

TOTAL NUMBER OF Adequate Facilities Tax Receipts Issued: City: 31  
County: 18  
Total: 49

TOTAL REFUNDS: \$0.00  
TOTAL TAXES RECEIVED: \$16,685.00

NUMBER OF LOTS AND DWELLINGS ISSUED	CITY	COUNTY	TOTAL
LOTS 5 ACRES OR MORE:	0	0	0
SINGLE-FAMILY DWELLINGS:	31	17	48
MULTI-FAMILY DWELLINGS (0 Receipts):	0	0	0
CONDOMINIUMS (0 Receipts) :	0	0	0
EXEMPTIONS (0 Receipts):	0	1	1
REFUNDS ISSUED (0 Receipts):	0	0	0




**Montgomery County Government**  
**Building and Codes Department**

Phone  
931-648-5718

350 Pageant Lane Suite 309  
Clarksville, TN 37040

Fax  
931-553-5121

**Memorandum**

**TO:** Carolyn Bowers, County Mayor  
**FROM:** Rod Streeter, Building Commissioner   
**DATE:** February 4, 2011  
**SUBJ:** JANUARY 2011 PERMIT REVENUE REPORT

---

The number of permits issued in January 2011 is as follows: Building Permits 42, Grading Permits 1, and Plumbing Permits 13 for a total of 56 permits.

The total cost of construction was \$2,746,496.00. The revenue is as follows: Building Permits \$15,743.45, Grading Permits \$675.00, Plumbing Permits \$437.50, Plans Review \$105.30, Drainage Plans Review \$1,550.00, BZA \$400.00, Re-Inspections \$50.00, Pre-Inspection \$0.00, Safety Inspection \$0.00, and Miscellaneous Fees \$50.00 the total revenue received in January 2011 was \$19,011.25.

**FISCAL YEAR 2010/2011 TOTALS TO DATE:**

NUMBER OF SINGLE FAMILY PERMITS:	202
COST OF CONSTRUCTION:	\$74,779,539.57
NUMBER OF BUILDING PERMITS:	500
NUMBER OF PLUMBING PERMITS:	72
NUMBER OF GRADING PERMITS:	7
BUILDING PERMITS REVENUE:	\$309,787.99
PLUMBING PERMIT REVENUE:	\$3,460.00
GRADING PERMIT REVENUE:	\$8,271.50
RENEWAL FEES:	\$1,245.15
PLANS REVIEW FEES:	\$6,685.96
DRAINAGE FEES:	\$16,504.00
BZA FEES:	\$1,400.00
RE-INSPECTION FEES:	\$600.00
PRE-INSPECTION FEES:	\$75.00
SAFETY INSPECTION FEES:	\$25.00
MISCELLANEOUS FEES:	\$50.00
SWBA	\$250.00
 TOTAL REVENUE:	 \$351,186.35

**JANUARY 2011 GROUND WATER PROTECTION**

The number of septic applications received for January 2011 was 0 with total revenue received for the county was \$0.00 (State received \$0.00).

The agreement of 8% of total collected monthly beginning on July 1, 2010-June 30, 2011 was agreed upon between the County and State instead of collecting county fees per job.

The number of Septic Tank Disclosure requests for January 2011. **\*\*Effective December 16, 2008 Ground Water Protection no longer provides this service.\*\***

**FISCAL YEAR 2010/2011 TOTALS TO DATE:**

NUMBER OF GROUND WATER APPLICATIONS (SEPTIC)	30
NUMBER OF SEPTIC TANK DISCLOSURE REQUEST	0
GROUND WATER PROTECTION (STATE: \$25,845.00)	\$1,570.00
 TOTAL REVENUE:	 \$352,756.35

RS/bl

cc: Erinne Hester, Director of Accounts and Budgets  
Kellie Jackson, County Clerk



## MONTGOMERY COUNTY GOVERNMENT

### CAPITAL PROJECTS MONTHLY CONSTRUCTION REPORT

Project Number: P0902	Project Name: Rotary Park		Date: February 2011
Architect:  Brad Martin Lyle Cook Martin	Physical Address: 2308 Rotary Park Drive		Status:  60% Design Development Drawings
	General Contractor:		
Grants Involved: No	Bid Amount:	Budget: 372,056.75	Amount Spent: 504.00
Award Date:	NTP:	Contract Finish Date:	Amount Remaining: 371,552.75

#### Comments:

- Master Plan Completed.
- Restroom Design
- Signage at 41-A Bypass

Project Number: P0280	Project Name: WIC Clinic		Date: February 2011
Architect:  Rudy Johnson, Rufus Johnson & Assoc.	Physical Address: 350 Pageant Lane		Status:  35% Schematic Design Drawings
	General Contractor:		
Grants Involved: YES	Bid Amount: N/A	Budget: 2,141,151.00	Amount Spent: 17,025.00
Award Date: N/A	NTP: N/A	Contract Finish Date: N/A	Amount Remaining: 2,089,126.00

#### Comments:

- Survey and Geotech Complete
- Design Work
- Ties in with Veterans Plaza  
Master Plan for Parking

Project Number: P0337	Project Name: Spur Line Trailhead & Overlook		Date: February 2011
Architect:  Brad Martin, Lyle Cook Martin	Physical Address: Gupton Alley		Status:  100% Design Awaiting Advertisement for Construction
	General Contractor:		
Grants Involved: YES	Bid Amount: N/A	Budget: 1,058,391.88	Amount Spent: 67,103.28
Award Date: N/A	NTP: N/A	Contract Finish Date: N/A	Amount Remaining: 991,288.60

**Comments:**

- TDOT Approved for Construction
- Florence & Hutcheson for CEI
- Awaiting TDOT / RPC for TIP Approval

Project Number: 9020	Project Name: Cumberland Heights		Date: February 2011
Architect:  None	Physical Address: 1030 Cumberland Heights Road		Status:  95% Complete Interior Renovations
	General Contractor: Facilities Development		
Grants Involved: None	Bid Amount: N/A	Budget: 1,017,806.25	Amount Spent: 776,637.78
Award Date: N/A	NTP: N/A	Contract Finish Date: N/A	Amount Remaining: 241,168.47

**Comments:**

- Community Kitchen Open
- Fire Station Open
- Need work on:  
Sitework  
Meeting Spaces



Project Number: P0272	Project Name: Facilities Development		Date: February 2011
Architect:  Jon Clark      Clark & Assoc.	Physical Address: 350 Pageant Lane, Suite 201		Status:  55%
	General Contractor: B.R. Miller		
Grants Involved: NO	Bid Amount: 198,850.00	Budget: 423,180.89	Amount Spent: 133,219.81
Award Date: Jan. 2011	NTP: Yes	Contract Finish Date: N/A	Amount Remaining: 289,961.08

**Comments:**

- Solar Panel Install
- White Roof Install
- Includes EMS St. 22 Roof

Project Number: P0400	Project Name: Parking Lot		Date: February 2011
Architect:  Chris Fielder DBS & Associates	Physical Address: 350 Pageant Ln.		Status:  60% Design
	General Contractor: N/A		
Grants Involved: NO	Bid Amount: N/A	Budget: 50,000.00	Amount Spent: 0.00
Award Date: N/A	NTP: N/A	Contract Finish Date: N/A	Amount Remaining: 50,000.00

**Comments:**

- Priorities include:  
Pedestrian Safety  
Vehicular Safety  
Stormwater  
Lighting  
Healthy Living

Project Number:	Project Name: <b>Cell Phones</b>		Date: February 2011
Architect:	Physical Address: 350 Pageant Ln.		Status: RFP Prepared
	General Contractor: N/A		
Grants Involved: NO	Bid Amount: N/A	Budget: 60,000.00	Amount Spent: 0.00
Award Date: N/A	NTP: N/A	Contract Finish Date: N/A	Amount Remaining: 60,000.00

**Comments:**

- 

Project Number: P0400	Project Name: Veteran's Plaza		Date: February 2011
Architect: Carol Ashworth, Ashworth Environmental	Physical Address: 350 Pageant Lane		Status: 25% Memorial Garden
	General Contractor: B.R. Miller		
Grants Involved: NO	Bid Amount: N/A	Budget:	Amount Spent:
Award Date: N/A	NTP: N/A	Contract Finish Date: N/A	Amount Remaining: 65,792.01

**Comments:**

- Garden

Project Number: P0275	Project Name: DCS Renovations		Date: February 2011
Architect:  Lane Lyle, Lyle Cook Martin	Physical Address: 350 Pageant Lane		Status:  0%
	General Contractor:		
Grants Involved: NO	Bid Amount: N/A	Budget: 1,500,000.00	Amount Spent: 0.00
Award Date: N/A	NTP: N/A	Contract Finish Date: N/A	Amount Remaining: 1,500,000.00

**Comments:**

- Signed Contract with Architect
- Lease Negotiations continue

Project Number:	Project Name: <b>R.J. Corman Bridge Rehabilitation</b>		Date: February 2011
Architect:  None	Physical Address: Cumberland River		Status:  10% Design
	General Contractor: Facilities		
Grants Involved: NO	Bid Amount: N/A	Budget: 2,574,122.50	Amount Spent: 0.00
Award Date: N/A	NTP: N/A	Contract Finish Date: N/A	Amount Remaining: 2,574,122.50

**Comments:**

- Environmental Phase seeking PCE
- Will RFQ for Designer

Project Number: P0600	Project Name: PSC Wall Repairs		Date: February 2011
Architect:  Chris Casteel, ESE Engineering	Physical Address: 120 Commerce Street		Status:  0%
	General Contractor:		
Grants Involved: NO	Bid Amount: N/A	Budget: 35,000.00	Amount Spent: 8,500.00
Award Date: N/A	NTP: N/A	Contract Finish Date: N/A	Amount Remaining: 26,500.00

**Comments:**

- Signed agreements with ESE & EMC to perform analysis

Project Number: P0281	Project Name: <b>Sewer Rehabilitation</b>		Date: February 2011
Architect:  Todd Fogelberg MP&E Engineering	Physical Address: 350 Pageant Lane		Status:  0%
	General Contractor:		
Grants Involved: NO	Bid Amount: N/A	Budget: 300,000.00	Amount Spent: 0.00
Award Date: N/A	NTP: N/A	Contract Finish Date: N/A	Amount Remaining: 300,000.00

**Comments:**

- Sewer Scoped in December

Project Number: P0906	Project Name: South Guthrie Community Center		Date: February 2011
Architect:  Lane Lyle Lyle Cook Martin	Physical Address: 5025 South Guthrie Road		Status:  Design
	General Contractor: N/A		
Grants Involved: NO	Bid Amount: N/A	Budget: 50,000.00	Amount Spent: 0.00
Award Date: N/A	NTP: N/A	Contract Finish Date: N/A	Amount Remaining: 50,000.00

**Comments:**

- 

Project Number: P0904	Project Name: Richellen Park		Date: February 2011
Architect:	Physical Address: N/A		Status: Land Purchase
	General Contractor: N/A		
Grants Involved: NO	Bid Amount: N/A	Budget: 150,000.00	Amount Spent: 150,000.00
Award Date: N/A	NTP: N/A	Contract Finish Date: N/A	Amount Remaining: 0.00

**Comments:**

- Needs funding for Design

## **NOMINATING COMMITTEE**

**FEBRUARY 17, 2011**

### **AUDIT COMMITTEE**

2-yr term

Martha Brockman elected to replace Keith Politi for a two-year term to expire December, 2013.

### **ZONING APPEALS BOARD**

4-yr term

Mike Harrison, Chairman of the Regional Planning Commission, elected to replace Gary Norris, coterminous with their term on the Regional Planning Commission.

## Nominating Committee

On Motion to Adopt by Commissioner Keene, no second required, the foregoing Nominations by the Nominating Committee were Approved by the following roll call vote:

Jerry Allbert	Y	Glen Demorest	Y	Robert Nichols	Y
Ed Baggett	Y	John Fuson	Y	Keith Politi	Y
Mark Banasiak	Y	John M. Genis	Y	Mark Riggins	Y
Jeremy Bowles	Y	Robert Gibbs	Y	Nick Robards	Y
Martha Brockman	A	Dalton Harrison	Y	Ron J. Sokol	Y
Loretta Bryant	Y	Charles Keene	Y	Tommy Vallejos	Y
Joe L. Creek	Y	Lettie Kendall	Y		

Ayes – 19   Abstentions - 1   Noes - 0

ABSENT: John M. Gannon (1)

## **COUNTY MAYOR NOMINATIONS**

**FEBRUARY 17, 2011**

### **REGIONAL HISTORIC ZONING COMMISSION**

Coterminous

Robert Nichols has been nominated by the Regional Planning Commission to replace Ricky Thomas, who resigned. Term is to be coterminous with his term on the RPC.

### **RULES COMMITTEE**

2-yr terms

Mark Banasiak elected to serve another two-year term to expire January, 2013.

### **VETERANS SERVICE ORGANIZATION**

4-yr terms

Martha Brockman elected to serve an additional three-year term to expire November, 2014.

Robert Nichols elected to replace Art Jackson for a four-year term to expire November, 2014.

John Genis elected to replace Sidney Brown for a four-year term to expire November, 2014.



## Mayor Nominations

On Motion to Adopt by Commissioner Bryant, seconded by  
Commissioner Allbert, the foregoing Nominations by the Mayor were  
Approved by the following roll call vote:

Jerry Allbert	Y	Glen Demorest	Y	Robert Nichols	A
Ed Baggett	Y	John Fuson	Y	Keith Politi	Y
Mark Banasiak	A	John M. Genis	A	Mark Riggins	Y
Jeremy Bowles	Y	Robert Gibbs	Y	Nick Robards	Y
Martha Brockman	A	Dalton Harrison	Y	Ron J. Sokol	Y
Loretta Bryant	Y	Charles Keene	Y	Tommy Vallejos	Y
Joe L. Creek	Y	Lettie Kendall	Y		

Ayes – 16   Abstentions - 4   Noes - 0

ABSENT: John M. Gannon (1)

## **COUNTY MAYOR APPOINTMENTS**

**FEBRUARY 17, 2011**

### **BUILDING ADVISORY COMMITTEE**

3-yr term (max 6 yrs)

Jerry Allbert re-appointed to serve another three-year term to expire February, 2014.

Keith Politi re-appointed to serve another three-year term to expire February, 2014.

### **COUNTY CORONER**

2-yr term

Jimmie Edwards appointed to serve as County Coroner for a two-year term to expire February, 2013.

### **FAIR BOARD**

1-yr term

John Bartee re-appointed to serve a one-year term to expire December, 2011.

Clint Camp re-appointed to serve a one-year term to expire December, 2011.

### **MUSEUM BOARD**

1-yr terms

Charlie Keene appointed to serve another one-year term as an ex-officio member, term to expire January, 2012.

### **PERSONNEL PAY PLAN AD HOC COMMITTEE**

Lt. Ron Farley, MCSO  
Jimmy Edwards, EMS  
Betty Burchett  
Erinne Hester  
Phil Harpel  
Sheryl Gossard  
Cheryl Castle

### **VETERANS NURSING HOME AD HOC COMMITTEE**

Mayor Carolyn Bowers  
Mayor Kim McMillan  
Sidney Brown  
Jerry Rivers  
Robert Nichols  
John Genis