

MARCH 14, 2017

BE IT REMEMBERED that the Board of Commissioners of Montgomery County, Tennessee, met in regular session on Tuesday, March 14, 2017, at 6:00 P.M. at the Montgomery County Courthouse. Present and presiding, the Hon. Jim Durrett, County Mayor (Chairman). Also present, Jeff Truitt, Chief of Staff, Kellie A. Jackson, County Clerk, John Fuson, Sheriff, Tim Harvey, County Attorney, Jeff Taylor, Director of Accounts and Budgets, and the following Commissioners:

Jerry Allbert  
Ed Baggett  
Martha Brockman  
Brandon Butts  
Joe L. Creek  
John M. Gannon  
John M. Genis

Robert Gibbs  
Monroe Gildersleeve  
David Harper  
Arnold Hodges  
Jason A. Hodges  
Garland Johnson  
Charles Keene

Robert Nichols  
Wallace Redd  
Larry Rocconi  
Ron J. Sokol  
Audrey Tooley  
Tommy Vallejos  
Joe Weyant

PRESENT: 21

ABSENT: None

When and where the following proceedings were had and entered of record, to-wit:

**BOARD OF COMMISSIONERS**

**AGENDA**

**MARCH 14, 2017**

**CALL TO ORDER**

**PLEDGE OF ALLEGIANCE**

**INVOCATION** – Chaplain Joe Creek

**ROLL CALL**

**APPROVAL OF FEBRUARY 13, 2017 MINUTES**

**VOTE ON ZONING RESOLUTIONS**

**CZ-4-2017:** Application of Billy A. Wilson, Jr. Estate, Agent Chris Blackwell, from AG to R-1A

**CZ-5-2017:** Application of Hatton Black, Agent Chris Blackwell, from AG to E-1

**VOTE ON OTHER RESOLUTIONS**

**17-3-1:** Resolution to Transfer Archive Fee Reserve Fund Monies for the Information Technology Department to Purchase Server Equipment for the County Clerk and Archives

**17-3-2:** Resolution to Acquire Certain Real Estate Located at 638 Stowe Court, Clarksville, Tennessee, Adjacent to Civitan Park

**17-3-3:** Resolution Amending the Budget of the Montgomery County Chancery Court to Fund Collection of Delinquent Taxes, to Purchase Office Supplies, Printing Stationary and Forms for the New Clerk and Master and Converting Microfilm to Digital with Archive Reserves

**17-3-4:** Resolution to Increase the County-Wide Motor Vehicle Tax

**17-3-5:** Resolution of the Montgomery County Board of Commissioners Amending Funds for the Classroom Addition at Barkers Mill Elementary School

**17-3-6:** Resolution of the Montgomery County Board of Commissioners Amending Funds for the Classroom Addition at Minglewood Elementary School

- 17-3-7: Resolution to Retain a Delinquent Tax Attorney for Tax Year 2015
- 17-3-8: Resolution in Support of Increased Transportation Funding and Local Public Transit Referendums in Tennessee
- 17-3-9: Resolution Regarding Lawsuit of Interim Administrator Consultants, Inc. vs. Montgomery County, Tennessee; Docket No.: MC CC CV CT 06-239 (motion was made at Informal to suspend the rules)
- 17-3-10: Resolution to Amend the Budget of the Industrial Development Board of Montgomery County for Economic Purposes (motion was made at Informal to suspend the rules)

### **UNFINISHED BUSINESS**

### **REPORTS**

1. County Clerk's Report – (requires approval by Commission)

### **REPORTS FILED**

1. Building & Codes Permit Revenue and Adequate Facilities Tax Reports
2. Soil Conservation District Annual Report
3. Trustee's Report
4. CMCSS Quarterly Construction Report
5. CMCSS Quarterly Financial Report
6. Accounts & Budgets Monthly Report

### **COUNTY MAYOR NOMINATIONS** – Mayor Durrett

### **ANNOUNCEMENTS**

### **ADJOURN**

COUNTY COMMISSION MINUTES FOR

FEBRUARY 13, 2017

SUBMITTED FOR APPROVAL MARCH 14, 2017

BE IT REMEMBERED that the Board of Commissioners of Montgomery County, Tennessee, met in regular session on Monday, February 13, 2017, at 6:00 P.M. at the Montgomery County Courthouse. Present and presiding, the Hon. Jim Durrett, County Mayor (Chairman). Also present, Jeff Truitt, Chief of Staff, Kellie A. Jackson, County Clerk, John Fuson, Sheriff, Tim Harvey, County Attorney, Jeff Taylor, Director of Accounts and Budgets, and the following Commissioners:

Jerry Allbert  
Ed Baggett  
Martha Brockman  
Brandon Butts  
Joe L. Creek  
John M. Gannon  
John M. Genis

Robert Gibbs  
Monroe Gildersleeve  
David Harper  
Arnold Hodges  
Jason A. Hodges  
Garland Johnson  
Charles Keene

Robert Nichols  
Wallace Redd  
Larry Rocconi  
Ron J. Sokol  
Audrey Tooley  
Tommy Vallejos  
Joe Weyant

PRESENT: 21

ABSENT: None

When and where the following proceedings were had and entered of record, to-wit:

**A Proclamation was presented to the Governor's Volunteer Stars Award recipient, Sherry Pickering, by Mayor Durrett.**

**A Proclamation was presented to Steve and Diane Miner for the recognition of Camp Rainbow by Mayor Durrett.**

**A Proclamation was presented to Vickie Koelman for her Retirement from the Montgomery County Election Commission by Mayor Durrett.**

**The minutes of the January 9, 2017, meeting of the Board of Commissioners, were approved.**

**The following Resolutions were Adopted:**

- CZ-24-2016** Resolution of the Montgomery County Board of Commissioners Amending the Zone Classification of the Property of Barbara F. Hayes
- CZ-25-2016** Resolution of the Montgomery County Board of Commissioners Amending the Zone Classification of the Property of Johnny Tucker
- CZ-1-2017** Resolution of the Montgomery County Board of Commissioners Amending the Zone Classification of the Property of C B P Properties
- CZ-2-2017** Resolution of the Montgomery County Board of Commissioners Amending the Zone Classification of the Property of Kevin Huh
- CZ-3-2017** Resolution of the Montgomery County Board of Commissioners Amending the Zone Classification of the Property of Beverly Ross
- 17-2-1** Resolution to Amend the Budgets of Various Funds for Fiscal Year 2017 in Certain Areas of Revenues and Expenditures
- 17-2-2** Resolution Endorsing Madison County's Resolution to Name the Planned TBI Facility After the Late TBI Agent Dee Frazier

**The County Clerk's Report for the month of January was Approved.**

**Reports Filed:**

1. Driver Safety Program Quarterly Report – October – December, 2016
2. Permit Revenue and Adequate Facilities Reports – January, 2017
3. Trustees Report
4. Project Quarterly Report, February, 2017
5. Accounts & Budgets Monthly Report
6. Trustee's Monthly Financial Report for January
7. Highway Department – Road System List (Approved by Commission)
8. Highway Department – 2016 County Road List (Approved by Commission)
9. Highway Department – 2017 County Road List for January (Approved by Commission)
10. Highway Department – Quarterly Report (October thru December, 2016)

## **Nominating Committee Nominations Approved:**

### **NOMINATING COMMITTEE**

2-yr term (max 4 yrs)

Commissioner John Gannon (Geographical District 1) is nominated to replace Commissioner Mark Riggins, for a two-year term to expire January, 2019.  
Commissioner Robert Nichols (Geographical District 5) is nominated to serve another two-year term to expire January, 2019.  
Commissioner Audrey Tooley (Geographical District 3) is nominated to replace Commissioner John Genis, who resigned, for a two-year term to expire January, 2019.

### **SCHOOL LIAISON COMMITTEE**

2-yr term (max 4 yrs)

Commissioner John Genis (Geographical District 5) is nominated to replace Commissioner Ron Sokol for a two-year term expiring January, 2019.

## **Mayor Appointments Announced:**

### **BUDGET COMMITTEE**

1-yr term

Commissioner John Gannon is appointed to serve another one-year term to expire January, 2018.  
Commissioner Larry Rocconi is appointed to serve another one-year term to expire January, 2018.  
Commissioner Tommy Vallejos is appointed to replace Commissioner David Harper for a one-year term to expire January, 2018.  
Commissioner Charlie Keene is appointed to replace Commissioner Mark Riggins for a one-year term to expire January, 2018.

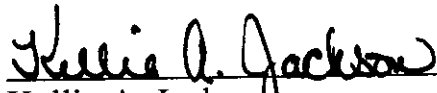
### **COUNTY CORONER**

2-yr term (no limits)

Jimmie Edwards is nominated to serve another two-year term to expire February, 2019.

**The Board was adjourned.**

Submitted by:

  
Kellie A. Jackson  
County Clerk



On Motion to Adopt by Commissioner Redd, seconded by Commissioner Tooley, the foregoing February 13, 2017, Minutes of the Board of County Commissioners, presented by Kellie A. Jackson, County Clerk, were Approved unanimously by the following roll call vote:

<b>District</b>	<b>Commissioner</b>	<b>Vote</b>	<b>District</b>	<b>Commissioner</b>	<b>Vote</b>	<b>District</b>	<b>Commissioner</b>	<b>Vote</b>
1	John M. Gannon	Y	8	Ron J. Sokol	Y	15	David Harper	Y
2	Charles Keene	Y	9	John M. Genis	Y	16	Wallace Redd	Y
3	Ed Baggett	Y	10	Martha Brockman	Y	17	Jason A. Hodges	Y
4	Joe Weyant	Y	11	Joe L. Creek	Y	18	Monroe Gildersleeve	Y
5	Robert Gibbs	Y	12	Robert Nichols	Y	19	Garland Johnson	Y
6	Arnold Hodges	Y	13	Audrey Tooley	Y	20	Jerry Allbert	Y
7	Brandon Butts	Y	14	Tommy Vallejos	Y	21	Larry Rocconi	Y

Yeses – 21 Noes – 0 Abstentions – 0

ABSENT: None

**RESOLUTION OF THE MONTGOMERY COUNTY BOARD OF  
COMMISSIONERS  
AMENDING THE ZONE CLASSIFICATION OF THE PROPERTY OF  
BILLY A. WILSON JR ESTATE**

WHEREAS, an application for a zone change from AG Agricultural District to R-1A Single-Family Residential District has been submitted by Billy A. Wilson Jr Estate and

WHEREAS, said property is identified as County Tax Map 82, parcel 93.01, containing 22.49 acres, situated in Civil District 13, located Property fronting on the north frontage of Sango Road 1400 +/- feet southeast of the Sango Road & S. Woodson Road intersection. ; and

WHEREAS, said property is described as follows:


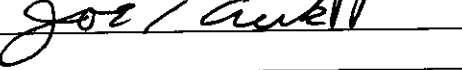
Beginning at a point, said point being 1,146 +/- feet southeast of the centerline of the Sango Road & S. Woodson Road intersection, said point being the southeast corner of the Stacey & Marty Heggie property and the southwest corner of the herein described tract, thence in a northerly direction 874 +/- feet with the Heggie east boundary to a point, said point being in the southern boundary of the Fentress Bryant and Suk Lee Tennessee Comm. thence in a easterly direction 1,064 +/- feet with the southern boundary of the Fentress Bryant and Suk Lee Tennessee Comm. to a point, said point being the northwest corner of the Charles E. & Mary Loretta Smith property, thence in a southerly direction 1,205 +/- feet with the western boundary of the Charles E. & Mary Loretta Smith property to a point, said point being in the northern right of way margin of Sango Road, thence in a westerly direction 904 +/- feet with the northern right of way margin of Sango Road to the point of beginning, said tract containing 22.49 +/- acres further identified as Tax Map 82, Parcel 93.01

WHEREAS, the Planning Commission staff recommends APPROVAL and the Regional Planning Commission recommends APPROVAL of said application.

NOW, THEREFORE, BE IT RESOLVED by the Montgomery County Board of County Commissioners assembled in regular session on this 14th day of March, 2017, that the zone classification of the property of Billy A. Wilson Jr Estate from AG to R-1A is hereby approved.

Duly passed and approved this 14th day of March 2017.

Sponsor  
Commissioner  
Approved

County Mayor

Attested: \_\_\_\_\_  
County Clerk



On Motion to Adopt by Commissioner A. Hodges, seconded by Commissioner Gannon, the foregoing Resolution Failed by the following roll call vote:

<b>District</b>	<b>Commissioner</b>	<b>Vote</b>	<b>District</b>	<b>Commissioner</b>	<b>Vote</b>	<b>District</b>	<b>Commissioner</b>	<b>Vote</b>
1	John M. Gannon	N	8	Ron J. Sokol	N	15	David Harper	N
2	Charles Keene	N	9	John M. Genis	Y	16	Wallace Redd	N
3	Ed Baggett	N	10	Martha Brockman	N	17	Jason A. Hodges	N
4	Joe Weyant	N	11	Joe L. Creek	N	18	Monroe Gildersleeve	N
5	Robert Gibbs	N	12	Robert Nichols	N	19	Garland Johnson	N
6	Arnold Hodges	N	13	Audrey Tooley	N	20	Jerry Allbert	N
7	Brandon Butts	N	14	Tommy Vallejos	N	21	Larry Rocconi	N

Yeses – 1 Noes – 20 Abstentions – 0

ABSENT: None

**RESOLUTION OF THE MONTGOMERY COUNTY BOARD OF  
COMMISSIONERS  
AMENDING THE ZONE CLASSIFICATION OF THE PROPERTY OF  
HATTON BLACK**

WHEREAS, an application for a zone change from AG Agricultural District to E-1 Single-Family Estate District has been submitted by Hatton Black and

WHEREAS, said property is identified as County Tax Map 132, parcel 54.00, containing 37.90 acres, situated in Civil District 13, located Property fronting on the south frontage of Old Highway 48 1765 +/- feet northeast of the Old 48 Highway & Marthas Chapel Road; and

WHEREAS, said property is described as follows:

Beginning at a point, said point being 1,903 +/- feet in a southwesterly direction from the centerline of the Liverworth Road & Old Hwy 48 intersection, said point being the northwest corner of the Roger & Cynthia Minton property and the northeast corner of the herein described tract, thence in a southerly direction 2,470 +/- with the Minton property west boundary and others to a point, said point being in the northern boundary of the Benny & Frances Ann Mullins, thence in a westerly direction 390 +/- feet with the northern boundary of the Benny & Frances Ann Mullins property to a point, said point being the southeast corner of the William F & Susan Wright property, thence in a northwesterly direction 2,090 +/- feet with the eastern boundary of the William F & Susan Wright property to a point, said point being in the southern right of way margin of Old Hwy 48, thence in a northeasterly direction 1,326 +/- feet with the southern right of way margin of Old Hwy 48 to the point of beginning, said tract containing 37.9 +/- acres, further identified as Tax Map 132, parcel 54.00

WHEREAS, the Planning Commission staff recommends APPROVAL and the Regional Planning Commission recommends APPROVAL of said application.

NOW, THEREFORE, BE IT RESOLVED by the Montgomery County Board of County Commissioners assembled in regular session on this 14th day of March, 2017, that the zone classification of the property of Hatton Black from AG to E-1 is hereby approved.

Duly passed and approved this 14th day of March 2017.

Attested: Kellie Jackson  
County Clerk

Sponsor  
Commissioner  
Approved

David A. Ruppel  
Joe C. Cook  
Jim Swann

County Mayor



CZ-5-2017

On Motion by Commissioner Rocconi, seconded by Commissioner J. Hodges, the foregoing

Resolution was Adopted by the following roll call vote:

<b>District</b>	<b>Commissioner</b>	<b>Vote</b>	<b>District</b>	<b>Commissioner</b>	<b>Vote</b>	<b>District</b>	<b>Commissioner</b>	<b>Vote</b>
1	John M. Gannon	Y	8	Ron J. Sokol	Y	15	David Harper	Y
2	Charles Keene	Y	9	John M. Genis	Y	16	Wallace Redd	Y
3	Ed Baggett	Y	10	Martha Brockman	Y	17	Jason A. Hodges	Y
4	Joe Weyant	Y	11	Joe L. Creek	Y	18	Monroe Gildersleeve	Y
5	Robert Gibbs	Y	12	Robert Nichols	Y	19	Garland Johnson	Y
6	Arnold Hodges	Y	13	Audrey Tooley	Y	20	Jerry Allbert	Y
7	Brandon Butts	Y	14	Tommy Vallejos	Y	21	Larry Rocconi	Y

Yeses – 21 Noes – 0 Abstentions – 0

ABSENT: None

**RESOLUTION TO TRANSFER ARCHIVE FEE RESERVE FUND MONIES FOR THE  
INFORMATION TECHNOLOGY DEPARTMENT TO PURCHASE SERVER  
EQUIPMENT FOR THE COUNTY CLERK AND ARCHIVES**

**WHEREAS**, an archives record fee is collected for the preservation of permanent records;  
and

**WHEREAS**, archive fees are accumulated in the County Clerk Archive Fees Reserve Fund  
at the end of each fiscal year; and

**WHEREAS**, the Veteran's Plaza lacks the necessary redundant server equipment, risking  
the loss of permanent valuable records of the County Clerk's Office and the Archives Department;  
and


**WHEREAS**, the Information Technology Department requests \$62,284.00 of the archive  
fees reserve funds be transferred to the Information Technology Department's budget for the  
purchase of the required server equipment.

**NOW, THEREFORE, BE IT RESOLVED** by the Montgomery County Board of  
Commissioners assembled in Regular Session on this 14<sup>th</sup> day of March, 2017 that \$62,284.00 be  
transferred from the County Clerk Archive Fees Reserve Funds and placed in the Information  
Technology Department's budget to purchase server equipment and other necessary equipment to  
protect permanent valuable records of the County Clerk's Office and the Archives Department.

101-52500-00000-49800	Operating Transfer	\$62,284
-----------------------	--------------------	----------

101-52600-00000-57090	Data Processing Equipment	\$62,284
-----------------------	---------------------------	----------

**Duly passed and approved this 14<sup>th</sup> day of March, 2017.**

  
 Attested *Yellie Jackson*  
 County Clerk

Sponsor *Kurt M. Bryant*

Commissioner *Joe / Aub*

Approved *J. Dunbar*  
County Mayor

17-3-1

On Motion to Adopt by Commissioner Harper, seconded by Commissioner Keene, the foregoing Resolution was Adopted by the following roll call vote:

District	Commissioner	Vote	District	Commissioner	Vote	District	Commissioner	Vote
1	John M. Gannon	Y	8	Ron J. Sokol	Y	15	David Harper	Y
2	Charles Keene	Y	9	John M. Genis	Y	16	Wallace Redd	Y
3	Ed Baggett	Y	10	Martha Brockman	Y	17	Jason A. Hodges	Y
4	Joe Weyant	Y	11	Joe L. Creek	Y	18	Monroe Gildersleeve	Y
5	Robert Gibbs	Y	12	Robert Nichols	Y	19	Garland Johnson	Y
6	Arnold Hodges	Y	13	Audrey Tooley	Y	20	Jerry Allbert	Y
7	Brandon Butts	Y	14	Tommy Vallejos	Y	21	Larry Rocconi	Y

Yeses – 21 Noes – 0 Abstentions – 0

ABSENT: None

**RESOLUTION TO ACQUIRE CERTAIN REAL ESTATE LOCATED AT  
638 STOWE COURT, CLARKSVILLE, TENNESSEE  
ADJACENT TO CIVITAN PARK**


**WHEREAS**, Meadow Wood Park owns certain real estate located at 638 Stowe Court in Clarksville, Tennessee, adjacent to Civitan Park, described as Parcel ID 040G A 011.00 000, consisting of approximately 1.1 acres, a copy of which is attached hereto; and

**WHEREAS**, the Montgomery County Parks Committee desires to acquire said real estate to provide for an additional entry and exit to Civitan Park, and voted unanimously to do so at a Parks Committee meeting held February 14, 2017; and

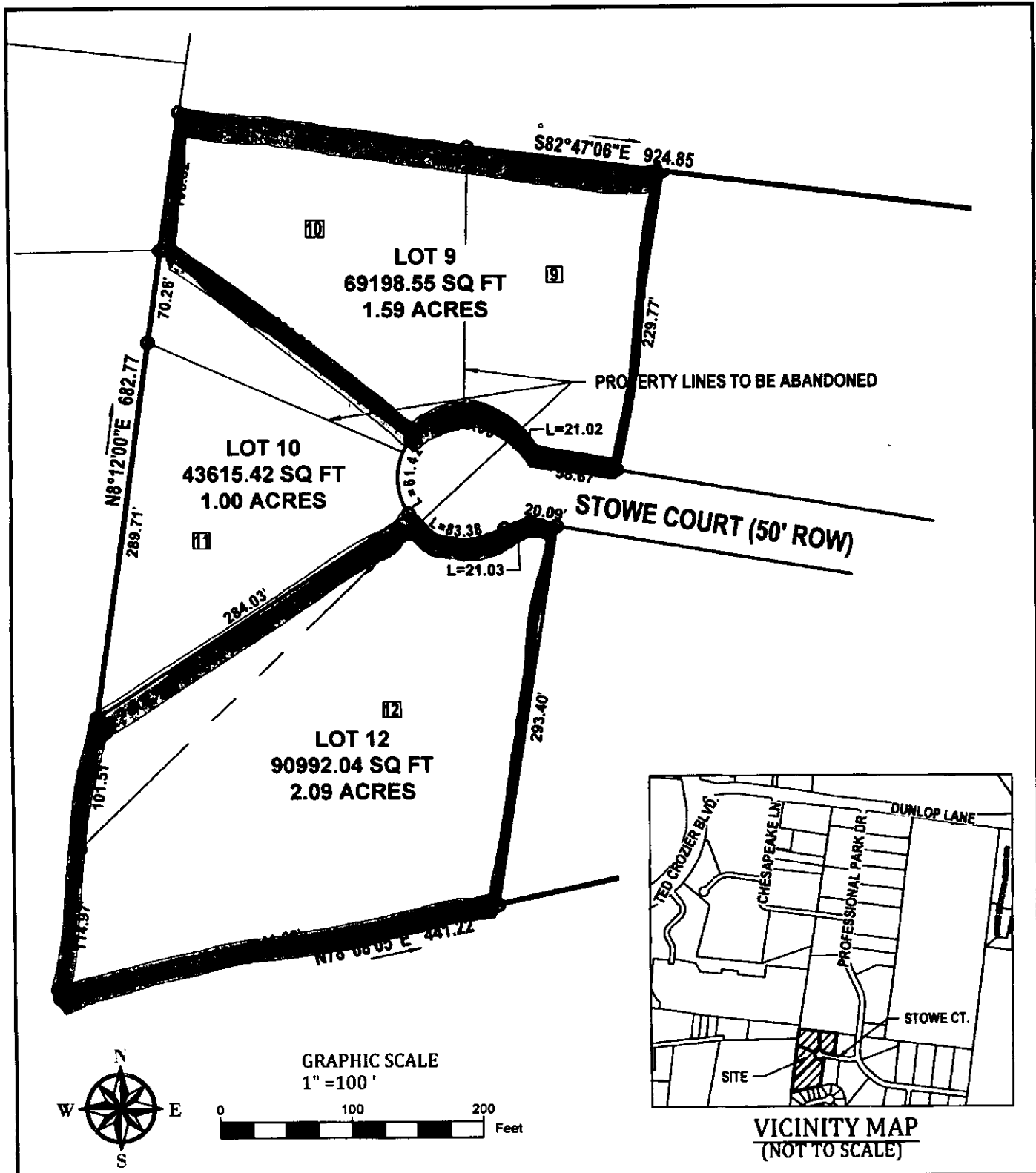
**WHEREAS**, the compensation for this parcel of real estate will be an amount not to exceed \$103,000.00 consisting of real property and for a survey and miscellaneous expenses, which \$39,000.00 will be taken from the unappropriated fund balance of the general fund and \$64,000.00 from Capital Projects.

**NOW, THEREFORE, BE IT RESOLVED** by the Montgomery County Board of Commissioners assembled in Regular Session on this 14<sup>th</sup> day of March, 2017, that the County Mayor is authorized to sign all necessary documents to purchase certain real estate located at 638 Stowe Court, Clarksville, Tennessee, consisting of 1.1 acres, for an amount not to exceed \$103,000.00, with \$64,000.00.00 appropriated from the General Capital Projects Fund and \$39,000.00 be appropriated from the unappropriated fund balance of the general fund.

**Duly passed and approved this 14<sup>th</sup> day of March, 2017.**

  
Attested Kelle Jackson  
County Clerk

Sponsor [Signature]  
Commissioner [Signature]  
Approved [Signature]  
County Mayor



**MCKAY-BURCHETT & COMPANY ENGINEERS**  
1492 Madison Street Suite LL  
Clarksville, TN 37040  
Ph # 931-245-3095

**SHEET: NA**

**DRAWN BY: K. COOK**  
**CHECKED BY: C. BURCHETT**

**FILE: Z:\Proposed Jobs\Map & Parcel\Map 40\Professional Park Commons.dwg**

**PROFESSIONAL PARK COMMONS**

**PRELIMINARY LOT LAYOUT**  
**STOWE COURT, CLARKSVILLE**  
**MONTGOMERY COUNTY, TENNESSEE**  
**January 18, 2017**

## Parcel Summary [Print Summary](#)

Account Number: 21663    Parcel ID: 040G A 011.00 000    Card #: 1

---

### Current Owner / Property Address / Mailing Address

Current Owner: MEADOW WOOD PARK

Property Address: 638 STOWE CT    Mailing Address: P O BOX 3925 CLARKSVILLE, TN 37043

---

### Current Property Appraisal

Fiscal Year: 2017    Land Use: COMMERCIAL    Year Built:    Effective Year Built:

Total Building Value: \$0.00    Total Yard Items Value: \$0.00    Land Value: \$145,000.00

Total Appraised Value: \$145,000.00    Assessment Ratio: 40%    Assessed Value: \$58,000.00

---

### Zoning & Legal Information

Taxing District: 135 - CLARKSVILLE    Zoning: O-1 - GENERAL BUSINESS & CIVIC OFFICE DISTRICT

Subdivision: PROFESSIONAL PARK CO    Block:    Lot: 11    Plat Book: F    Plat Page: 777

Civil District: 06    Neighborhood: B67H

---

### Land Information

Unit Type: LOT    # of Units: 1.00000    Lot Dimensions: 58.9X358.23X391.22X210.21    Vacant Land: YES

### Land Lines

Primary Use	Land Use Description	Unit Type	# of Units	Land Type	Ag Type	Ag Units
-------------	----------------------	-----------	------------	-----------	---------	----------



COMMERCIAL

PROFESSIONAL SERVICES

LOT

1.00000

MULTI-FAMILY

---

**Deed Transfer Information:**

Sale Date	Sale Price	Sold Vacant	Deed Book	Deed Page	Deed Qualification	Grantor
8/30/2007		Y	V1192	2910		

---

**General Notes:**

Notes: SPLIT OFF 40-19.02 T-10;ADD CHG T-12;LAND VALUE ADJ T-12

---

© 2015 : This information is believed to be correct but is subject to change and is not warranted

17-3-2

On Motion to Adopt by Commissioner Rocconi, seconded by Commissioner Genis, the foregoing Resolution was Adopted by the following roll call vote:

District	Commissioner	Vote	District	Commissioner	Vote	District	Commissioner	Vote
1	John M. Gannon	Y	8	Ron J. Sokol	Y	15	David Harper	Y
2	Charles Keene	Y	9	John M. Genis	Y	16	Wallace Redd	N
3	Ed Baggett	Y	10	Martha Brockman	N	17	Jason A. Hodges	Y
4	Joe Weyant	Y	11	Joe L. Creek	Y	18	Monroe Gildersleeve	Y
5	Robert Gibbs	N	12	Robert Nichols	Y	19	Garland Johnson	Y
6	Arnold Hodges	N	13	Audrey Tooley	Y	20	Jerry Allbert	Y
7	Brandon Butts	N	14	Tommy Vallejos	Y	21	Larry Rocconi	Y

Yeses – 16 Noes – 5 Abstentions – 0

ABSENT: None

**RESOLUTION AMENDING THE BUDGET OF THE MONTGOMERY COUNTY  
CHANCERY COURT TO FUND COLLECTION OF DELINQUENT TAXES, TO  
PURCHASE OFFICE SUPPLIES, PRINTING STATIONARY AND FORMS FOR  
THE NEW CLERK AND MASTER AND CONVERTING MICROFILM TO  
DIGITAL WITH ARCHIVES RESERVES**

**WHEREAS**, the collection of delinquent taxes of real property has been collected by the Montgomery County Trustee pursuant to an Agreement between the Office of the Montgomery County Trustee and the Clerk and Master for Montgomery County; and

**WHEREAS**, the Trustee for Montgomery County has informed the Clerk and Master that she is withdrawing said Agreement for collection of delinquent taxes effective April 1, 2017, or as soon thereafter as the Clerk and Master will have software and processing capabilities for collection of such taxes; and

**WHEREAS**, the withdrawal of said Agreement occurred after the adoption of the current budget year; and

**WHEREAS**, the Clerk and Master does not have sufficient funds in his current budget for the equipment, software, and processing in order to collect the delinquent taxes previously collected by the Trustee, and will be paid for through data processing reserves; and

**WHEREAS**, the appointment of a new Clerk and Master effective August 26, 2016, has resulted in the need for additional printing of stationery, obtaining document stamps, and other supplies with the name of the new Clerk and Master; and

**WHEREAS**, a microfilm viewer utilized for the purpose of reviewing archive documents has been irreparable and such documents are currently inaccessible to the public; and

**WHEREAS**, the conversion of microfilm rolls into digital images is necessary to ensure public access to archived materials and will be paid for through archives reserve funds.

NOW, THEREFORE, BE IT RESOLVED by the Montgomery County Board of Commissioners assembled in regular session on this the 14<sup>th</sup> day of March, 2017, that the Chancery Court's Fiscal Year 2017 budget is hereby amended as follows:

101-53400-00000-53-49800	Operating Transfer	\$ 21,350.00
101-53400-00000-53-53490	Printing Stationery and Forms	\$ 1,000.00
101-53400-00000-53-53990	Other Contracted Services	\$ 21,350.00
101-53400-00000-53-53350	Office Supplies	\$ 3,000.00
	Total	\$ 25,350.00

Duly passed and approved this the 14<sup>th</sup> day of March, 2017.



Sponsor

Matthew W. Dale

Commissioner

Joe / Aub

Approved

J. D. Smith  
County Mayor

Attested

Kellie Jackson  
County Clerk

17-3-3

On Motion to Adopt by Commissioner Brockman, seconded by Commissioner J. Hodges,  
the foregoing Resolution was Adopted by the following roll call vote:

District	Commissioner	Vote	District	Commissioner	Vote	District	Commissioner	Vote
1	John M. Gannon	Y	8	Ron J. Sokol	Y	15	David Harper	Y
2	Charles Keene	Y	9	John M. Genis	Y	16	Wallace Redd	Y
3	Ed Baggett	Y	10	Martha Brockman	Y	17	Jason A. Hodges	Y
4	Joe Weyant	Y	11	Joe L. Creek	Y	18	Monroe Gildersleeve	Y
5	Robert Gibbs	Y	12	Robert Nichols	Y	19	Garland Johnson	Y
6	Arnold Hodges	Y	13	Audrey Tooley	Y	20	Jerry Allbert	Y
7	Brandon Butts	Y	14	Tommy Vallejos	Y	21	Larry Rocconi	Y

Yeses – 21 Noes – 0 Abstentions – 0

ABSENT: None

**RESOLUTION TO INCREASE THE COUNTY-WIDE MOTOR VEHICLE TAX**

**WHEREAS**, *Tennessee Code Annotated*, (T.C.A.) §5-8-102, authorizes counties to levy a motor vehicle privilege tax as a condition precedent to the operation of a motor vehicle within a county; and

**WHEREAS**, Montgomery County previously authorized a Motor Vehicle Privilege Tax and last amended the same in 1988 and there now exists a motor vehicle privilege tax of \$30.00 (Thirty Dollars); and

**WHEREAS**, the need for revenue dedicated to fund school system growth is great in Montgomery County and an increase in such tax is necessary for funding such growth; and

**WHEREAS**, all revenues generated by this increase of \$50.00 (Fifty Dollars) to said motor vehicle privilege tax will be used exclusively for the costs to build or design new school construction, school construction debt, infrastructure, or additions. Funds derived from the increase in the Motor Vehicle Privilege Tax shall be placed in the capital projects fund. Any unused funds shall be placed in a reserve fund within the capital projects fund until such time as appropriated to satisfy the aforementioned expenses.

**NOW, THEREFORE BE IT RESOLVED** by the Montgomery County Board of Commissioners assembled in regular session on this the 14<sup>th</sup> day of March, 2017, that the previous existing Resolution is amended as follows:

**SECTION 1.** For the privilege of using the public roads and highways, in Montgomery County, Tennessee, there is levied upon motor-driven vehicles, and upon the privilege of the operation thereof, except vehicles owned by any governmental agency or governmental instrumentality and except for other exemptions provided by general law, a special privilege tax for the benefit of such county, the same is amended by an increase of \$50.00 (Fifty Dollars) which tax shall be the total amount of \$80.00 (Eighty Dollars) for each such motor-driven vehicle, the owner of which resides within said county.

This tax applies to, is a levy upon, and shall be paid on each motor-driven vehicle, the owner of which resides within said county.

(This Resolution was postponed to the May 8, 2017 Formal Commission Meeting.)

**SECTION 2.** The tax herein levied shall be paid to and collected by the County Clerk of Montgomery County, who is authorized by T.C.A. §67-4-103, to collect such privilege taxes. The County Clerk shall impose a fee of \$1.00 (One Dollar) to collect such privilege tax.

**SECTION 3.** Payment of the privilege tax imposed hereunder shall be evidenced by a receipt, issued by the County Clerk, the original of which shall be kept by the owner of the motor-driven vehicle.

**SECTION 4.** The privilege tax or wheel tax herein levied, when paid together with full, complete, and explicit performance of and compliance with all provisions of this resolution, by the owner, shall entitle the owner of the motor-driven vehicle for which said tax was paid to operate or allow to be operated such vehicle over the streets, roads, and highways of the county for a period of one year which will run concurrently with the period established for the state registration fees by T.C.A. § 55-4-104.

**SECTION 5.** The proceeds of the additional increase of \$50.00 (Fifty Dollars) motor vehicle privilege tax herein levied and created by passage of this resolution shall be placed in the county capital fund and shall be spent solely and exclusively for the costs to build or design new school construction, school construction debt, infrastructure, additions or fund school capital projects. The proceeds of the additional \$50.00 (Fifty Dollars) motor vehicle privilege tax herein levied and created by passage of this resolution shall not be used for general operating or any other purpose.


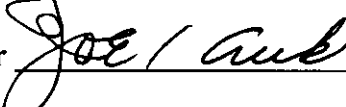
**SECTION 6.** If any provision of this resolution or the application thereof to any person or circumstance is held invalid, such invalidity shall not affect other provisions or applications of this resolution which can be given effect without the invalid provision or application, and to that end the provisions of this resolution are declared to be severable. Except as shown herein, no other existing provisions of the Montgomery County Motor Vehicle Tax is amended.

**SECTION 7.** This resolution shall have no effect unless it is approved by a two-thirds (2/3) vote of the legislative body of Montgomery County at two (2) consecutive regularly scheduled meetings.

**SECTION 8.** For the purpose of approving or rejecting the provisions of this act, it shall be effective upon being approved by a two-thirds (2/3) vote of the legislative body of Montgomery County at two (2) consecutive regularly scheduled meetings. For the purpose of collection of the tax herein levied, such collection shall begin on the first day of September, 2017, unless this

resolution is subject to a referendum election pursuant to T.C.A. § 5-8-102, whereupon collection of the tax herein levied shall begin on the first day of the month after 90 days following the month that this resolution is approved at a referendum.

**Duly approved this 14<sup>th</sup> day of March, 2017.**

Sponsor   
Commissioner   
Approved \_\_\_\_\_  
County Mayor

Attested \_\_\_\_\_  
County Clerk

**Passed at the first regular, March 14, 2017, meeting of the Montgomery County Legislative Body.**

**Passed at the second regular, April 10, 2017, meeting of the Montgomery County Legislative Body.**



17-3-4

Motion to Adopt by Commissioner Rocconi, seconded by Commissioner Nichols.

On Motion by Commissioner Gannon, seconded by Commissioner Harper, to postpone Resolutions 17-3-4, 17-3-5, and 17-3-6 until a Public Hearing for discussion can take place, and for the collection of Wheel Tax to continue as it's currently being collected.

On Motion by Commissioner Johnson, to Amend by friendly amendment, to postpone Resolutions 17-3-4, 17-3-5, and 17-3-6 until the May 8, 2017 Formal meeting. The friendly amendment was accepted by Commissioner Gannon and Commissioner Harper. The foregoing Motion to postpone was Adopted by the following roll call vote:

District	Commissioner	Vote	District	Commissioner	Vote	District	Commissioner	Vote
1	John M. Gannon	Y	8	Ron J. Sokol	Y	15	David Harper	Y
2	Charles Keene	Y	9	John M. Genis	Y	16	Wallace Redd	N
3	Ed Baggett	Y	10	Martha Brockman	Y	17	Jason A. Hodges	Y
4	Joe Weyant	Y	11	Joe L. Creek	Y	18	Monroe Gildersleeve	Y
5	Robert Gibbs	N	12	Robert Nichols	Y	19	Garland Johnson	Y
6	Arnold Hodges	Y	13	Audrey Tooley	Y	20	Jerry Allbert	Y
7	Brandon Butts	N	14	Tommy Vallejos	Y	21	Larry Rocconi	Y

Yeses – 18 Noes – 3 Abstentions – 0

ABSENT: None

**RESOLUTION OF THE MONTGOMERY COUNTY  
BOARD OF COMMISSIONERS AMENDING FUNDS  
FOR THE CLASSROOM ADDITION AT  
BARKERS MILL ELEMENTARY SCHOOL**

**WHEREAS**, Barkers Mill Elementary School is currently overcrowded with an enrollment of 982 students, which is 117% of the design capacity of the building; and,

**WHEREAS**, there are currently nine portable classrooms on the campus to address this overcrowding, and,

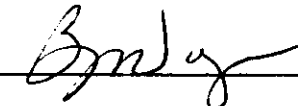
**WHEREAS**, the construction of a twelve classroom, two restroom addition is required to replace the portable classrooms and to allow for projected growth in the school zone, and to meet the educational program needs for a school capacity of 1,040 students; and,

**WHEREAS**, the Board of Education recommends a budget amendment for the re-appropriation of the CMCSS' 2016-17 Capital Projects Fund budget to address the design architect fees required for the addition of classrooms at Barkers Mill Elementary School in the amount of \$160,000; and,

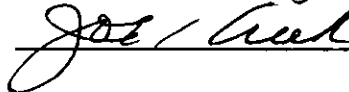
**NOW, THEREFORE, BE IT RESOLVED BY** the Montgomery County Board of County Commissioners assembled in Regular Session on this 14th day of March, 2017 that this Commission expresses its intent to fund the construction of a twelve classroom addition to Barkers Mill Elementary School (currently estimated at \$3.0 million), and that the CMCSS 2016-17 Capital Projects Fund Budget be amended as stated above in the amount of \$160,000 to fund the design architect fees for this project.

Duly passed and approved this 14th day of March, 2017.

Sponsor



Commissioner



Approved

\_\_\_\_\_

County Mayor

Attested

\_\_\_\_\_

County Court Clerk

(This Resolution was postponed to the May 8, 2017 Formal Commission Meeting.)

Resolution 17-3-5 was postponed to May 8, 2017.

**RESOLUTION OF THE MONTGOMERY COUNTY  
BOARD OF COMMISSIONERS AMENDING FUNDS  
FOR THE CLASSROOM ADDITION AT  
MINGLEWOOD ELEMENTARY SCHOOL**

**WHEREAS**, Minglewood Elementary School is currently overcrowded with an enrollment of 906 students, which is 108% of the design capacity of the building; and,

**WHEREAS**, there are currently eight portable classrooms on the campus to address this overcrowding, and,


**WHEREAS**, the construction of a twelve classroom, two restroom addition is required to replace the portable classrooms and to allow for projected growth in the school zone, and to meet the educational program needs for a school capacity of 990 students; and,

**WHEREAS**, the Board of Education recommends a budget amendment for the re-appropriation of the CMCSS' 2016-17 Capital Projects Fund budget to address the design architect fees required for the addition of classrooms at Minglewood Elementary School in the amount of \$160,000; and,

**NOW, THEREFORE, BE IT RESOLVED BY** the Montgomery County Board of County Commissioners assembled in Regular Session on this 14th day of March, 2017 that this Commission expresses its intent to fund the construction of a twelve classroom addition to Minglewood Elementary School (currently estimated at \$3.0 million), and that the CMCSS 2016-17 Capital Projects Fund Budget be amended as stated above in the amount of \$160,000 to fund the design architect fees for this project.

Duly passed and approved this 14th day of March, 2017.

Sponsor



Commissioner



Approved

\_\_\_\_\_

County Mayor

Attested

\_\_\_\_\_

County Court Clerk

(This Resolution was postponed to the May 8, 2017 Formal Commission Meeting.)

Resolution 17-3-6 was postponed to May 8, 2017.

**RESOLUTION TO RETAIN A DELINQUENT TAX ATTORNEY  
FOR TAX YEAR 2015**

**WHEREAS**, pursuant to Tennessee Code Annotated (T.C.A.) § 67-5-101, et seq., and more specifically in T.C.A. § 67-5-2404(a)(1) and (a)(2)(b), Montgomery County is to annually retain an attorney for the purposes of recovery of delinquent taxes; and

**WHEREAS**, these statutes generally call for the attorney to be chosen by the Trustee with the approval of the County Mayor and provides for a compensation rate to be negotiated in the case of Montgomery County for no more than ten (10%) percent of all delinquent land taxes collected; and


**WHEREAS**, the delinquent tax attorney shall be determined in advance through this process and subject to the approval of the County Legislative Body, and

**WHEREAS**, it is the duty of the County Mayor and the County Trustee to cause an attorney to be employed and institute suits for the collection of delinquent taxes within the time provided and the duty of the Trustee to deliver to said delinquent tax attorney a list of delinquent taxes; and

**WHEREAS**, said duty needs to be met on a yearly basis as required by the statutes to fiscally and responsibly recover delinquent taxes and, through negotiation, to negotiate a reasonable fee for the services of a delinquent tax attorney.

**NOW, THEREFORE, BE IT RESOLVED** by the Montgomery County Board of Commissioners meeting in regular session on this the 14<sup>th</sup> day of March, 2017, and upon approval of the County Mayor, the County Trustee has selected Ray Runyon to act as Delinquent Tax Attorney for Montgomery County, Tennessee, and to make recovery of all delinquent taxes allowable under applicable laws under T.C.A. § 67-5-101, et seq., for the 2015 Tax Year, delinquent tax attorney shall be paid a fee of Ten (10%) Percent of all delinquent taxes collected.

**Duly passed and approved this the 14<sup>th</sup> day of March, 2017**

**Attested**  *Shelia Jackson*  
County Clerk

**Sponsor** *Brenda B. Radford*

**Commissioner** *Joe Aub*

**Approved** *Jim Dunton*  
County Mayor

17-3-7

On Motion to Adopt by Commissioner Harper, seconded by Commissioner J. Hodges, the foregoing Resolution was Adopted by the following roll call vote:

District	Commissioner	Vote	District	Commissioner	Vote	District	Commissioner	Vote
1	John M. Gannon	Y	8	Ron J. Sokol	Y	15	David Harper	Y
2	Charles Keene	Y	9	John M. Genis	Y	16	Wallace Redd	Y
3	Ed Baggett	Y	10	Martha Brockman	Y	17	Jason A. Hodges	Y
4	Joe Weyant	Y	11	Joe L. Creek	Y	18	Monroe Gildersleeve	Y
5	Robert Gibbs	Y	12	Robert Nichols	Y	19	Garland Johnson	Y
6	Arnold Hodges	Y	13	Audrey Tooley	Y	20	Jerry Allbert	Y
7	Brandon Butts	Y	14	Tommy Vallejos	Y	21	Larry Rocconi	Y

Yeses – 21 Noes – 0 Abstentions – 0

ABSENT: None

**RESOLUTION IN SUPPORT OF INCREASED TRANSPORTATION FUNDING AND  
LOCAL PUBLIC TRANSIT REFERENDUMS IN TENNESSEE**

**Whereas**, Montgomery County voters have expressed great concern over the years about adequate roads and the safety and convenience of our transportation infrastructure; and

**Whereas**, Montgomery County requires sustainable transportation funding to maintain our roads and keep them safe and useful to our residents; and

**Whereas**, economic development relies in large part on the quality of our transportation infrastructure; and

**Whereas**, the State of Tennessee has a 50-year backlog of transportation projects under the current funding system covering 962 outstanding projects in all 95 Tennessee Counties; and

**Whereas**, some 1,300 miles of Tennessee roads and bridges require work that cannot presently be funded under the existing system; and

**Whereas**, this legislative body seeks high-quality jobs, access to higher education, and the best possible quality of life for our residents; and

**Whereas**, long commute times between Middle Tennessee counties lessen the quality of life for our residents, taking parents away from their children and families away from community activities; and

**Whereas**, a lack of adequate transportation funding keeps projects from being completed that would make roads and bridges safer for our residents; and

**Whereas**, local voters through referendums at the ballot box have the wisdom to decide investment in public transportation options for our community.

**NOW, THEREFORE BE IT RESOLVED** that the Montgomery County Commission along with other legislative bodies of local government in our region support the principles and



goals of Governor Bill Haslam's IMPROVE Act to revamp transportation funding in Tennessee to the betterment of the residents of our cities and county.

**Duly passed and approved this the 14<sup>th</sup> day of March, 2017.**



Sponsor *[Signature]*

Commissioner *[Signature]*

Approved *[Signature]*  
County Mayor

Attested *[Signature]*  
County Clerk

17-3-8

On Motion to Adopt by Commissioner Brockman, seconded by Commissioner

Gildersleeve, the foregoing Resolution was Adopted by the following roll call vote:

District	Commissioner	Vote	District	Commissioner	Vote	District	Commissioner	Vote
1	John M. Gannon	Y	8	Ron J. Sokol	Y	15	David Harper	N
2	Charles Keene	Y	9	John M. Genis	Y	16	Wallace Redd	Y
3	Ed Baggett	Y	10	Martha Brockman	Y	17	Jason A. Hodges	Y
4	Joe Weyant	Y	11	Joe L. Creek	Y	18	Monroe Gildersleeve	Y
5	Robert Gibbs	N	12	Robert Nichols	Y	19	Garland Johnson	N
6	Arnold Hodges	Y	13	Audrey Tooley	Y	20	Jerry Allbert	Y
7	Brandon Butts	Y	14	Tommy Vallejos	Y	21	Larry Rocconi	Y

Yeses – 18 Noes – 3 Abstentions – 0

ABSENT: None

**RESOLUTION REGARDING LAWSUIT OF *INTERIM ADMINISTRATOR***  
***CONSULTANTS, INC. VS. MONTGOMERY COUNTY, TENNESSEE***  
**DOCKET NO.: MC CC CV CT 06-239**

**WHEREAS**, a civil action was instituted against Montgomery County, *Interim Administrator Consultants, Inc. vs. Montgomery County, Tennessee MC CC CV CT 06.239 (2006)*; and

**WHEREAS**, this matter asserted a claim for money damages in the amount of \$1,258,071.99 for breach of contract plus pre and post judgment interest; and

**WHEREAS**, the parties have resolved that the matter is a disputed claim by and between the parties and they have reached a proposed settlement of the claim; and

**WHEREAS**, the settlement of this disputed claim would occur without the admission of liability, and would be acceptable to all parties, the mutual consideration to be Three Hundred and Fifty Thousand (\$350,000.00) Dollars; plus regular court costs assessed by the Clerk of the Court, with no inclusion of discretionary costs, attorney fees, or other payments, not to exceed \$1,000.00; and the Plaintiffs would execute a full general release of all claims otherwise and entry of an Order of Dismissal with prejudice of the pending action, said Order constituting a compromise of a disputed claim without an admission of liability but concluding this matter fully and finally by and between the original Plaintiff herein and Montgomery County, the named Defendant in this action; and

**WHEREAS**, this proposed settlement agreement has been considered by the Loss Control Committee of Montgomery County, Tennessee, and the Budget Committee of Montgomery County, Tennessee, meeting in open session; and it is before the entire County Commission for review, approval, and authorization to execute all documents consistent with the above.

**NOW, THEREFORE, BE IT RESOLVED** by the Montgomery County Board of Commissioners assembled in Regular Session on this 14<sup>th</sup> day of March, 2017, that the officers of Montgomery County, Tennessee, appropriate to execute all documents, are authorized to draft and execute all documents to effect a full and complete settlement and resolution of all claims brought by Interim Administrator Consultants, Inc., against Montgomery County, Tennessee based upon Montgomery County Circuit Court Docket Number: MC CC CV CT 06-239, and an Order of

Dismissal with prejudice citing that this is a disputed claim, and without an admission of liability, the parties have reached an agreement of settlement and compromise completely disposing of the claim based upon the payment of Three Hundred Fifty Thousand (\$350,000.00) Dollars to the Plaintiff, plus regular court costs assessed by the Clerk of the Court not to exceed \$1,000.00, and no discretionary costs, attorney fees, or other damages, costs, fees or expenses otherwise; and the parties will enter into a binding release and indemnity agreement dismissing all claims by and between the parties, and an Order of Dismissal of the claim, by the following account:

101-51900-00000-51-55050-P0039 (Judgments)

\$ 350,000.00

Duly passed and approved this 14<sup>th</sup> day of March, 2017.



Sponsor

Commissioner

Approved

County Mayor

Attested

County Clerk

17-3-9

On Motion to Adopt by Commissioner Gannon, seconded by Commissioner A. Hodges, the foregoing Resolution was Adopted by the following roll call vote:

District	Commissioner	Vote	District	Commissioner	Vote	District	Commissioner	Vote
1	John M. Gannon	Y	8	Ron J. Sokol	Y	15	David Harper	Y
2	Charles Keene	Y	9	John M. Genis	Y	16	Wallace Redd	Y
3	Ed Baggett	Y	10	Martha Brockman	Y	17	Jason A. Hodges	Y
4	Joe Weyant	Y	11	Joe L. Creek	Y	18	Monroe Gildersleeve	Y
5	Robert Gibbs	Y	12	Robert Nichols	Y	19	Garland Johnson	Y
6	Arnold Hodges	Y	13	Audrey Tooley	Y	20	Jerry Allbert	Y
7	Brandon Butts	Y	14	Tommy Vallejos	Y	21	Larry Rocconi	Y

Yeses – 21 Noes – 0 Abstentions – 0

ABSENT: None

**RESOLUTION TO AMEND THE BUDGET OF THE INDUSTRIAL DEVELOPMENT  
BOARD OF MONTGOMERY COUNTY FOR ECONOMIC PURPOSES**

**WHEREAS**, Montgomery County Industrial Development Board is an agency of Montgomery County government promoting industrial growth and development; and

**WHEREAS**, the Industrial Development Board, as a part of its mission, owns certain land in the northeastern portion of Montgomery County for creation of an additional industrial park being called Clarksville Montgomery County Corporate Business Park North; and

**WHEREAS**, the Industrial Development Board's agreement to carry out its mission requires the total sum of \$500,000.00 not already budgeted; and

**WHEREAS**, the Industrial Development Board's additional appropriation of \$500,000.00 shall be transferred from Montgomery County, Tennessee to the Industrial Development Board as reflected below:

**101-58120-00000-58-53160 (Contributions)**

**\$500,000.00**

**NOW, THEREFORE, BE IT RESOLVED**, by the Montgomery County Board of Commissioners assembled in regular session on this the 14<sup>th</sup> day of March, 2017, that an additional appropriation of \$500,000.00 be directed to the Industrial Development Board of the County of Montgomery, Tennessee.

**Duly passed and approved this 14<sup>th</sup> day of March, 2017.**



Attested

Shirley Jackson  
County Clerk

Sponsor

Michael Flannery

Commissioner

Robert G. Nichols

Approved

J. Dumas  
County Mayor

17-3-10

On Motion to Adopt by Commissioner Brockman, seconded by Commissioner Gannon, the foregoing Resolution was Adopted by the following roll call vote:

<b>District</b>	<b>Commissioner</b>	<b>Vote</b>	<b>District</b>	<b>Commissioner</b>	<b>Vote</b>	<b>District</b>	<b>Commissioner</b>	<b>Vote</b>
1	John M. Gannon	Y	8	Ron J. Sokol	Y	15	David Harper	Y
2	Charles Keene	Y	9	John M. Genis	Y	16	Wallace Redd	Y
3	Ed Baggett	Y	10	Martha Brockman	Y	17	Jason A. Hodges	Y
4	Joe Weyant	Y	11	Joe L. Creek	Y	18	Monroe Gildersleeve	Y
5	Robert Gibbs	Y	12	Robert Nichols	Y	19	Garland Johnson	Y
6	Arnold Hodges	Y	13	Audrey Tooley	Y	20	Jerry Allbert	Y
7	Brandon Butts	Y	14	Tommy Vallejos	Y	21	Larry Rocconi	Y

Yeses – 21 Noes – 0 Abstentions – 0

ABSENT: None

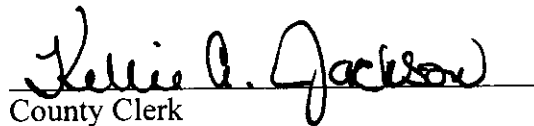
**County Clerk's Report**  
**March 14, 2017**

Comes Kellie A. Jackson, County Clerk, Montgomery County, Tennessee, and presents the County Clerk's Report for the month of February, 2017.

I hereby request that the persons named on the list of new applicants to the office of Notary Public be elected. The Oaths of the Sheriff's Deputies are approved as taken.

This report shall be spread upon the minutes of the Board of County Commissioners.

This the 14<sup>th</sup> day of March, 2017.

  
County Clerk





## OATHS OF DEPUTIES SHERIFF

NAME	OFFICE	DATE
Joe Louise Thomas, Jr.	Deputy Sheriff	02/01/2017
William Tyler Baldwin	Deputy Sheriff	02/06/2017
Eliel Mangual Barbosa	Deputy Sheriff	02/06/2017
Austin Jerold Brown	Deputy Sheriff	02/06/2017
Kristen Dawn Mendes	Deputy Sheriff	02/06/2017
John Raymond Ravis	Deputy Sheriff	02/06/2017
Ryan Philip Stach	Deputy Sheriff	02/06/2017
Michell Anita Wacker	Deputy Sheriff	02/06/2017

MONTGOMERY COUNTY CLERK  
 KELLIE A JACKSON COUNTY CLERK  
 350 PAGEANT LANE SUITE 502  
 CLARKSVILLE TN 37040  
 Telephone 931-648-5711  
 Fax 931-572-1104

Notaries to be elected March 14, 2017

NAME	HOME ADDRESS AND PHONE	BUSINESS ADDRESS AND PHONE
1. KAINOA AKANA	970 HEDGE APPLE DR CLARKSVILLE TN 37040 910 689 6999	970 HEDGE APPLE DR CLARKSVILLE TN 37040 970 689 6999
2. MARY L. ARNOLD	1600 SAMUEL DR. CLARKSVILLE TN 37043 931-266-7032	200 CENTENNIAL CIRCLE NASHVILLE TN 37043 615-620-3366
3. KAY BAGGETT	2251 YEAGER DRIVE CLARKSVILLE TN 37040 931 274 6990	1001 S RIVERSIDE DR CLARKSVILLE TN 37040 615 419 3268
4. VIOLET BLACK	3304 SCOTT ROAD CLARKSVILLE TN 37043 931 624 3700	1 MILLENNIUM PLAZA STE 111 CLARKSVILLE TN 37040 931 648 5715
5. ADA BROWN	1978 WOODRUFF AVE 37073 615 415 6039	309 POSTON ST 37041 931 647 2486
6. BEVERLEY BYARD	816 PALMYRA ROAD CLARKSVILLE TN 37040 931 920 2097	931 802 0683
7. DORINDA F CAMERON	1684 ADSWOOD RD CLARKSVILLE TN 37042 931 802 8891	
8. KATHY A CARDWELL	301 TURNBERRY CIRCLE CLARKSVILLE TN 37043 931 249 5026	PO BOX 30907 CLARKSVILLE TN 37040 931 249 5026
9. AMY L CARTER	2105 MEMORIAL DR CLARKSVILLE TN 37043 931 801 6968	1430 MADISON ST CLARKSVILLE TN 37043 9319201570
10. PAMELA CAVIN	147 AMESBURY CT CLARKSVILLE TN 37043 931 647 6561	800 WEATHERLY DR STE 101A CLARKSVILLE TN 37043 931 647 6561
11. TARRA O CHAVEZ	1181 OLD MACK RD CLARKSVILLE TN 37040 931 551 5913	323 N RIVERSIDE DR CLARKSVILLE TN 37040 8008004600
12. MELISSA ANN COLLINS	1881 CUMBERLAND HGTS RD CLARKSVILLE TN 37040 931 906 7499	1221 HWY DR CLARKSVILLE TN 37040 931 920 1875
13. KAYLA DOWNEY	1401 S SHADOWLAWN CT CLARKSVILLE TN 37040 931 217 0139	1 PUBLIC SQUARE CLARKSVILLE TN 37040 931 645 7436

MONTGOMERY COUNTY CLERK  
KELLIE A JACKSON COUNTY CLERK  
350 PAGEANT LANE SUITE 502  
CLARKSVILLE TN 37040  
Telephone 931-648-5711  
Fax 931-572-1104

Notaries to be elected March 14, 2017

NAME	HOME ADDRESS AND PHONE	BUSINESS ADDRESS AND PHONE
14. MAGGIE R DYER	123 WEST MEADOW DRIVE CLARKSVILLE TN 37043 931 278 5861	300 INTERNATIONAL BLVD CLARKSVILLE TN 37040 931 553 7581
15. BENJAMIN THOMAS FRASCA	2195 INDIAN MOUND RD WOODLAWN TN 37191 931 217 5253	3500 DOVER RD WOODLAWN TN 37191 931 645 6577
16. ASHLEY GARDNER	792 PRINCETON CIRCLE CLARKSVILLE TN 37042 901-831-4404	2215 MADISON ST. CLARKSVILLE TN 37043 931-645-7400
17. JACQUELINE HALL	424 CLOVER MEADOWS CT CLARKSVILLE TN 37043 931-250-0495	
18. RICHARD A HOUDE	410 FABIAN PL CLARKSVILLE TN 37043 931 645 5524	276 WARFIELD BLVD STE D CLARKSVILLE TN 37043 931 905 1994
19. BRENDA A HUNLEY	267 BELLSHIRE DRIVE CLARKSVILLE TN 37043 931 801 2929	4889 E MAIN STREET ERIN TN 37061 931 289 2200
20. DEBRA J KING-CRAIN	45 TOWNSEND WAY CLARKSVILLE TN 37043 615 513 9922	1929 21ST AVENUE SOUTH NASHVILLE TN 37212 615 292 2331
21. SUSAN P LEE	298 NORTHWOOD TERRACE CLARKSVILLE TN 37042 931 645 6071	32 SCREAMING EAGLE BLVD FORT CAMPBELL KY 42223 931 431 2617
22. JENNIFER LEWIS	1038 ROSSVIEW RD CLARKSVILLE TN 37043 931 206 6179	1477 TINY TOWN RD CLARKSVILLE TN 37042 931 436 2140
23. KATHY M LITTLETON	4400 HARGROVE MARABLE RD PALMYRA TN 37142 931-326-5223	2503 WILMA RUDOLPH BLVD CLARKSVILLE TN 37040 931 920 6776
24. ROGER MANESS	PO BOX 1149 CLARKSVILLE TN 37041 931 206 5961	233 A DUNBAR CAVE RD CLARKSVILLE TN 37040 931 552 6000
25. JAMES E MAURER	1310 MEREDITH WAY CLARKSVILLE TN 37042 731-695-7505	PO BOX 30577 CLARKSVILLE TN 37040 731-695-7505

MONTGOMERY COUNTY CLERK  
KELLIE A JACKSON COUNTY CLERK  
350 PAGEANT LANE SUITE 502  
CLARKSVILLE TN 37040  
Telephone 931-648-5711  
Fax 931-572-1104

Notaries to be elected March 14,2017

NAME	HOME ADDRESS AND PHONE	BUSINESS ADDRESS AND PHONE
26. JASMINE MCFADDEN	2566 LEPRECHAUN LANE 37042 253 343 8121 541 MOORE RD CLARKSVILLE TN 37040 931 206 4152	808 KRAFT ST UNIT C CLARKSVILLE TN 37040 931 645 3803 341 UNION ST. SUITE 6 CLARKSVILLE TN 37040 931 538 4211
27. BECKI MINOR	3164 AUSTIN BRIAN CT CLARKSVILLE TN 37043 305 923 1827 1700 CHARLES BELL RD. CLARKSVILLE TN 37040 931-494-4864	2219 HWY 46 SOUTH DICKSON TN 37055 615 446 7070 300 INTERNATIONAL BLVD CLARKSVILLE TN 37040 931-553-7573
28. SEAN R MORALES	1211 WOODBRIDGE DR CLARKSVILLE TN 37042 931 237 2792 101 SOLITUDE WAY CLARKSVILLE TN 37043 931 217 6462	114 FRANKLIN ST CLARKSVILLE TN 37042 931 647 8500 1919 TINY TOWN RD, SUITE 100 CLARKSVILLE TN 37042 931 551 7751
29. JULIA NOTTINGHAM	2030 EDNA LANE WOODLAWN TN 37191 931 801 8587 2469 HENRY GOWER RD PLEASANT VIEW TN 37146 615 294 4737	101 NORTH THIRDS ST CLARKSVILLE TN 37040 931 647 5242 1810 MADISON ST CLARKSVILLE TN 37043 931 648 3071
30. SUSIE ROBINSON	2830 PRINCE DRIVE CLARKSVILLE TN 37043 931 216 2765 2151 MICHAEL DRIVE CLARKSVILLE TN 37043 931 436 7385	310 N FIRST ST CLARKSVILLE TN 37040 931 503 1234 1430 MADISON ST CLARKSVILLE TN 37043 9319201589
31. JENNIFER SCHMITTOU	320 SAM HOUSTON CIR CLARKSVILLE TN 37040 978-835-4836 990 BOBCAT DR HERMITAGE TN 37042 615-668-8787	
32. TRINA SCOTT	1806 BOURNE CIRCLE CLARKSVILLE TN 37043 931 206 2707	ONE PUBLIC SQUARE STE 200 CLARKSVILLE TN 37040 931 648 6158
33. JEANA SINGER		
34. KENNETH D STAFFORD		
35. MARIANNE SWAN		
36. KAYLA TETERS		
37. KELLY D TINNIN		
38. LAURI K TIPPIT		

MONTGOMERY COUNTY CLERK  
KELLIE A JACKSON COUNTY CLERK  
350 PAGEANT LANE SUITE 502  
CLARKSVILLE TN 37040  
Telephone 931-648-5711  
Fax 931-572-1104

Notaries to be elected March 14, 2017

NAME	HOME ADDRESS AND PHONE	BUSINESS ADDRESS AND PHONE
39. MICHELLE W TRAYLOR	2901 HIGHWAY 149 PALMYRA TN 37142 931 326 5678	1020 B PROGRESS DRIVE CLARKSVILLE TN 37040 931 237 0849
40. BONNIE J TUCKER	679 GREEN LANE CUMBERLAND FURNACE TN 37051 931 387 4086	1408 NEW ASHLAND CITY RD CLARKSVILLE TN 37040 931 648 4411
41. ASHLEY WIKE	1664 VISTA LANE CLARKSVILLE TN 37043 931 444 9591	755 N WOODSON RD CLARKSVILLE TN 37043 931 358 0079
42. LAUREN WILLIAMS	244 AVIGNON WAY CLARKSVILLE TN 37043 404 245 0253	1000 CHURCH ST NASHVILLE TN 37203 615 259 9622
43. CORTNEY BROOKE WILLIAMSON	275 DENNY RD CLARKSVILLE TN 37043 931 980 4380	1430 MADISON ST CLARKSVILLE TN 37040 9319201562
44. BETH W WILSON	2191 MEMORIAL DR APT D38 CLARKSVILLE TN 37043 931 216 8285	1477 TINY TOWN RD CLARKSVILLE TN 37042 931 436 2140
45. ALEXANDRIA WINCHELL	112 HICKORY TRACE APT 4 CLARKSVILLE TN 37040 615-944-5511	116 N SECOND STREET CLARKSVILLE TN 37040 9315039089

## County Clerk's Report

On Motion to Adopt by Commissioner Sokol, seconded by Commissioner Butts, the foregoing County Clerk's Report was Approved by the following roll call vote:

District	Commissioner	Vote	District	Commissioner	Vote	District	Commissioner	Vote
1	John M. Gannon	Y	8	Ron J. Sokol	Y	15	David Harper	Y
2	Charles Keene	Y	9	John M. Genis	Y	16	Wallace Redd	Y
3	Ed Baggett	Y	10	Martha Brockman	Y	17	Jason A. Hodges	Y
4	Joe Weyant	Y	11	Joe L. Creek	Y	18	Monroe Gildersleeve	Y
5	Robert Gibbs	Y	12	Robert Nichols	Y	19	Garland Johnson	Y
6	Arnold Hodges	Y	13	Audrey Tooley	Y	20	Jerry Allbert	Y
7	Brandon Butts	Y	14	Tommy Vallejos	Y	21	Larry Rocconi	Y

Yeses – 21 Noes – 0 Abstentions – 0

ABSENT: None



**Montgomery County Government**

**Building and Codes Department**

350 Pageant Lane Suite 309  
Clarksville, TN 37040

Phone  
931-648-5718

Fax  
931-553-5121

**Memorandum**

**TO:** Jim Durrett, County Mayor  
**FROM:** Rod Streeter, Building Commissioner *RS*  
**DATE:** March 1, 2017  
**SUBJ:** February 2017 ADEQUATE FACILITIES TAX REPORT

---

The total number of receipts issued in February 2017 is as follows: City 48 and County 48 for a total of 96.

There were 91 receipts issued on single-family dwellings, 0 receipts issued on multi-family dwellings with a total of 0 units, 3 receipts issued on condominiums with a total of 3 units, 0 receipts issued on townhouses. There was 1 exemption receipt issued.

The total taxes received for February 2017 was \$49,500.00

The total refunds issued for February 2017 was \$0.00.

Total Adequate Facilities Tax Revenue for February 2017 was \$49,500.00

**FISCAL YEAR 2016/2017 TOTALS TO DATE:**

TOTAL NUMBER OF Adequate Facilities Tax Receipts Issued:	City: 566
	County: 377
	Total: 943
 TOTAL REFUNDS:	 \$0.00
 TOTAL TAXES RECEIVED:	 \$642,000.00

<u>NUMBER OF LOTS AND DWELLINGS ISSUED</u>	<u>CITY</u>	<u>COUNTY</u>	<u>TOTAL</u>
LOTS 5 ACRES OR MORE:	1	29	30
SINGLE-FAMILY DWELLINGS:	502	308	810
MULTI-FAMILY DWELLINGS (32 Receipts):	198	0	198
CONDOMINIUMS: (60 Receipts)	26	34	60
TOWNHOUSES:	0	0	0
EXEMPTIONS: (11 Receipts)	5	6	11
REFUNDS ISSUED: (0 Receipt)	(0)	(0)	(0)

RS/bf

cc: Jim Durrett, County Mayor  
Jeff Taylor, Accounts and Budgets  
Kellie Jackson, County Clerk





**Montgomery County Government**

**Building and Codes Department**

350 Pageant Lane Suite 309  
Clarksville, TN 37040

Phone  
931-648-5718

Fax  
931-553-5121

**Memorandum**

**TO:** Jim Durrett, County Mayor  
**FROM:** Rod Streeter, Building Commissioner *RS*  
**DATE:** March 1, 2017  
**SUBJ:** February 2017 PERMIT REVENUE REPORT

---

The number of permits issued in February 2017 is as follows: Building Permits 63, Grading Permits 0, Mechanical Permits 49, and Plumbing Permits 14 for a total of 126 permits.

The total cost of construction was \$9,734,841.00. The revenue is as follows: Building Permits \$52,086.40, Grading Permits \$0.00, Plumbing Permits \$1,350.00, Mechanical Permits: \$4,600.00 Plans Review \$1,432.50, BZA \$500.00, Re-Inspections \$200.00, Pre-Inspection \$0.00, Safety Inspection \$0.00, and Miscellaneous Fees \$0.00 the total revenue received in February 2017 was \$60,168.90.

**FISCAL YEAR 2016/2017 TOTALS TO DATE:**

NUMBER OF SINGLE FAMILY PERMITS:	311
COST OF CONSTRUCTION:	\$73,906,452.03
NUMBER OF BUILDING PERMITS:	587
NUMBER OF PLUMBING PERMITS:	141
NUMBER OF MECHANICAL PERMITS:	414
NUMBER OF GRADING PERMITS:	15
BUILDING PERMITS REVENUE:	\$355,118.60
PLUMBING PERMIT REVENUE:	\$13,750.00
MECHANICAL PERMIT REVENUE:	\$43,308.00
GRADING PERMIT REVENUE:	\$10,496.00
RENEWAL FEES:	\$682.50
PLANS REVIEW FEES:	\$45,014.30
BZA FEES:	\$2,500.00
RE-INSPECTION FEES:	\$1,550.00
PRE-INSPECTION FEES:	\$25.00
SAFETY INSPECTION FEES:	\$25.00
MISCELLANEOUS FEES:	\$0.00
MISC REFUNDS	\$561.00
SWBA	\$0.00
TOTAL REVENUE:	\$430,506.50

**FEBRUARY 2017 GROUND WATER PROTECTION**

The number of septic applications received for February 2017 was 17 with total revenue received for the county was \$0.00 (State received \$10,950.00).

The lease agreement beginning on July 1, 2016-June 30, 2017 was agreed upon between the County and State.


The number of Septic Tank Disclosure requests for February 2017. **\*\*Effective December 16, 2008 Ground Water Protection no longer provides this service.\*\***

**FISCAL YEAR 2016/2017 TOTALS TO DATE:**

NUMBER OF GROUND WATER APPLICATIONS (SEPTIC)	151
NUMBER OF SEPTIC TANK DISCLOSURE REQUEST	0
GROUND WATER PROTECTION (STATE: \$99,025.00)	\$0.00
TOTAL REVENUE:	\$430,506.50

RS/bf

cc: Jim Durrett, County Mayor  
Jeff Taylor, Accounts and Budgets  
Kellie Jackson, County Clerk



Annual Report  
2016

2543 Madison Street - Suite A, Clarksville, Tennessee 37043 (931) 368-0252 ext. 3

*Serving Montgomery County for 77 years*

**Board of Supervisors:**

*John Head, Chair*


*Paul McKinney, Sec/Treas*

*JD Bumpus, Member*

*Jesse Wilcox, Member*

## **Cost Share Programs**

In 2016, the District paid approximately \$18,900.00 in cost share funds to Montgomery County landowners for their application of Best Management Practices (BMP's) in the Cumberland River Watershed. Cropland conversion, heavy use area protection, pipeline, livestock exclusion, critical area seeding and watering facilities are some of the conservation practices installed on 11 local farms.



These funds were made available through the Tennessee Department of Agriculture -Agricultural Resources Conservation Fund. Other cost share programs available through USDA Natural Resources Conservation Service (NRCS) were made possible with assistance from the Montgomery County Soil Conservation District. These programs include: Environmental Quality Incentives Program (EQIP), Wetland Reserve Program (WRP), Conservation Stewardship Program (CSP), and Conservation Reserve Program (CRP). The approximate cost share paid to Montgomery County land owners and agricultural producers totaled \$224,960.91

### **INSIDE THIS ISSUE**

- 1** Cost Share Programs
- 2** Conservation Assistance
- 2** Hands-On Experience
- 3** Hinton Scholarship
- 3** Awards Banquet
- 4** Conservation Education
- 4** Collaborative Effort

Soil Conservation District Supervisors, bank representatives and NRCS staff visited four farms to view the conservation practices installed to enhance these farms. The operators of these farms are: Herbert E. Davis, Sammy and Buddy Bryant, Lehman Bratton, and Josh Johnson. Herbert E. Davis was presented with the Master Conservationist Award and Sammy and Buddy Bryant, operating as Bryant Brothers Farms, were the recipients of the Conservation Progress Award, and the District's annual banquet. Our thanks to the producers who participated, and allowed the District to visit their farming operations, to acknowledge their achievements on being good stewards of the land.

---

*"Conservation Habits = Healthy Habitats"*

---

## Conservation Assistance

The Natural Resources Conservation Service and the Montgomery County Soil Conservation District provides assistance to land users that are interested in protecting and improving the natural resources on the farms they operate.

The Montgomery County Soil Conservation District and NRCS also provide technical assistance to the Fort Campbell Military Reservation. Fort Campbell is a United States Army installation encompassing approximately 102,000 acres. It is located in Stewart, Montgomery, Trigg, and Christian Counties in Kentucky and Tennessee. About 5000 of these acres are included in their Agriculture Outlease Program and are leased by local farmers for grain production. The Montgomery County Soil Conservation and NRCS provide technical assistance for these acres by developing highly erodible land conservation plans.

To provide this assistance, technicians are available to make on site visits to help determine solutions to potential-problem or problem areas. The agency representative may assist you with developing a conservation plan or simply provide you with information and guidance in achieving your goals.

### TOTAL PROGRESS FOR 2016:

- Conservation Plans for Cropland Written - 3129 Acres
- Grazing land with Conservation Applied to Protect the Resource Base - 1155 Acres
- Grazing land with a conservation system applied to achieve a sustainable forage-animal balance-350 Acres
- Non-Federal Land Treated for Fish and Wildlife Habitat - 202 Acres
- Cropland with conservation applied to improve Soil Quality-3457 Acres
- Land with conservation applied to improve Water Quality- 3985 Acres
- Cropland with conservation applied to improve Soil Health and Sustainability-92 Acres
- Conservation applied on land being actively managed for Wildlife Habitat-109 Acres
- Conservation applied to improve Environmental Quality-4937 Acres
- Land with conservation applied to improve Irrigation Efficiency 107 Acres

## Hands-On Experience with APSU

Austin Peay State University and the Montgomery County Soil Conservation District have a Working Agreement that allows students to earn extra credit hours by working in the Soil Conservation District Office. This agreement permits students to get hands-on agricultural experience, which helps guide them into the right agricultural field for their career.



## The Hinton Scholarship

The David E. Hinton Scholarship was created in 2002, for qualifying high school seniors in the Clarksville-Montgomery County School System. Applicants must be a graduating senior who plans to attend Austin Peay State University and major in an agriculture-related field (Ag-Business, Ag-Science, Ag-Communications, Environmental Studies, Pre-Vet and Pre-Forestry).

### Awards Banquet & Farm City Week

#### **MASTER CONSERVATIONIST AWARD**

Herbert E. Davis

#### **CONSERVATION PROGRESS AWARD**

Sammy and Joe "Buddy" Bryant

Bryant Brothers Farms

#### **OUTSTANDING FARM FAMILY AWARD**

Billy and Teresa McCraw

#### **SPECIAL ACHIEVEMENT AWARD**

Rebekah Norman

#### **LESTER SOLOMON AWARD**

Ed Wilson

#### **CONSERVATION EDUCATION AWARD**

Karla Kean

#### **YOUTH WILDLIFE CONSERVATIONIST:**

Jackson Smith, Sweepstakes Winner, Northwest FFA

Taylor Adkins, Montgomery Co. 4-H

Daniel Hutchison, Montgomery Central FFA

Charles Vickery, Clarksville High FFA

#### **LAND JUDGING TEAM:**

Montgomery Central High  
FFA Team

Miles Wilbur  
Taylor Buckner  
Nichole Stagner  
Josh Baccus

Northwest High School  
FFA Team  
Lydia Johnson  
Catherine Palmieri  
Victoria Chaulk  
Brooke Edwards

Montgomery County  
4-H Club Team

Seth Ratliff  
Will Johnson  
Matthew Denton  
Hunter Roney

Clarksville High School  
FFA Team  
Nick Handy  
Lane O'Neal  
Gayle Logan  
Ben Cohoon



## Earth Team

The U.S. Army Wounded Warrior Program is the official Army program that serves severely wounded, ill, and injured soldiers, veterans, and their families. NRCS has been lucky enough to have wounded Soldiers while serving our nation, volunteer at the Clarksville Field Office. Ned Hall, Ft. Campbell Army Wounded Warrior Advocate, works with NRCS to place recovering soldiers as Earth Team volunteers. We tailor our jobs to the participants preferences and abilities. Soldiers get to learn new skills, try out being conservationists and gain a civilian work reference.

## Conservation Education

Five Rivers RC&D Envirothon for 2016 was held in Montgomery County, the event took place at the APSU Farm & Environmental Education Center. The Envirothon is a high school environmental education program. Approximately 200 students from seven counties participated in the event.

## A Collaborative Effort

MONTGOMERY COUNTY GOVERNMENT

HILLDALE & CLARKSVILLE KIWANIS CLUBS

FARM BUREAU & FARM BUREAU WOMEN

MONTGOMERY COUNTY REGIONAL PLANNING COMMISSION

TENNESSEE DEPARTMENT OF AGRICULTURE  
WAYNE PRESSLER, Regional Administrator

NATURAL RESOURCES CONSERVATION SERVICE  
KEVIN HART, District Conservationist  
JANET COLEMAN, Soil Conservationist  
LOUIS BOYD, ACES  
JAMES HAYNES, Volunteer  
IOSUA SILIVA, Volunteer  
Charlsie Swift, Office Administrator

"Our goal is to honor those who continually strengthen the agriculture lifestyle."



*We do not discriminate against: race, color, national origin, sex, religion, age, disability, political beliefs, and marital or family status.*

### For More Information, contact

Montgomery County Soil Conservation District  
2543 Madison Street  
Suite A  
Clarksville, Tennessee 37043  
E-mail:  
Charlsie.Swift@tn.nacdnet.net

Phone:  
(931) 368-0252 ext 3  
Fax:  
(855) 575-2948

# **Clarksville/Montgomery County Sales Tax Distribution Monthly Comparison Report**

<b>FY 2007-2008 Totals</b>	\$	11,068,305.39	\$	31,260,284.87	\$	2,902,417.86	\$	45,231,008.12
<b>FY 2008-2009 Totals</b>	\$	11,282,434.89	\$	31,923,859.91	\$	2,964,819.92	\$	46,171,114.72
<b>FY 2009-2010 Totals</b>	\$	11,762,260.45	\$	33,293,704.75	\$	3,092,203.01	\$	48,148,168.21
<b>FY 2010-2011 Totals</b>	\$	12,160,832.28	\$	34,564,521.72	\$	3,212,146.92	\$	49,937,500.92
<b>FY 2011-2012 Totals</b>	\$	14,489,406.12	\$	40,622,715.82	\$	3,767,656.08	\$	58,879,778.02
<b>FY 2012-2013 Totals</b>	\$	13,594,753.04	\$	38,301,020.55	\$	3,554,853.25	\$	55,450,626.84
<b>FY2013-2014 Totals</b>	\$	13,814,065.84	\$	38,862,274.65	\$	3,606,181.55	\$	56,282,522.04
<b>FY2014-15 Totals</b>	\$	14,858,237.03	\$	42,383,019.92	\$	3,250,983.25	\$	60,492,240.20
<b>FY2015-16 Totals</b>	\$	16,056,308.82	\$	46,365,733.92	\$	155,485.94	\$	62,577,528.68

<b>FY 2016-17 by Month</b>	<b>City of Clarksville</b>	<b>School Operations</b>	<b>School Debt Service</b>	<b>Total Monthly Sales Tax</b>
July (actual)	\$ 1,325,650.01	\$ 3,829,939.27	\$ 12,935.50	\$ 5,168,524.78
August	\$ 1,318,362.24	\$ 3,821,611.69	\$ 13,534.25	\$ 5,153,508.18
September	\$ 1,376,022.57	\$ 3,992,565.42	\$ 14,326.74	\$ 5,382,914.73
October	\$ 1,288,506.03	\$ 3,734,167.28	\$ 13,180.46	\$ 5,035,853.77
November	\$ 1,370,604.04	\$ 3,936,645.56	\$ 12,154.66	\$ 5,319,404.26
December	\$ 1,826,194.33	\$ 5,286,567.61	\$ 18,372.60	\$ 7,131,134.54
January				\$ -
February				\$ -
March				\$ -
April				\$ -
May				\$ -
June				\$ -
<b>TOTALS</b>	\$ 8,505,339.22	\$ 24,601,496.83	\$ 84,504.21	\$ 33,191,340.26

Respectfully submitted: Brenda E. Radford, Montgomery County Trustee, February 17, 2016

CLARKSVILLE-MONTGOMERY COUNTY										
SALES TAX COLLECTIONS COMPARISON REPORT										
	2007-2008	2008-2009	2009-2010	2010-2011	2011-2012	2012-2013	2013-2014	2014-2015	2015-2016	2016-2017
July	\$ 3,851,625.57	\$ 3,807,908.75	\$ 3,944,322.43	\$ 3,973,449.15	\$ 4,388,524.95	\$ 4,969,328.68	\$ 4,610,593.54	\$ 4,852,678.91	\$ 5,168,417.10	\$ 5,108,887.39
August	\$ 4,048,062.83	\$ 3,969,101.90	\$ 4,155,944.24	\$ 4,485,348.58	\$ 4,365,279.31	\$ 4,770,982.11	\$ 4,742,043.02	\$ 5,021,678.21	\$ 5,207,421.78	\$ 5,488,585.29
September	\$ 3,697,338.74	\$ 3,591,425.40	\$ 3,785,577.37	\$ 4,044,918.09	\$ 4,687,426.40	\$ 4,458,831.11	\$ 4,419,749.47	\$ 4,702,911.95	\$ 5,180,576.80	\$ 5,168,524.78
October (August Coll.)	\$ 3,813,108.63	\$ 3,666,073.38	\$ 3,836,157.44	\$ 3,971,998.55	\$ 5,337,736.53	\$ 4,615,095.98	\$ 4,466,644.01	\$ 4,728,833.37	\$ 4,864,832.93	\$ 5,153,508.18
November	\$ 3,900,630.43	\$ 3,614,756.11	\$ 3,824,985.82	\$ 3,943,598.18	\$ 5,120,107.11	\$ 4,634,486.72	\$ 4,613,925.43	\$ 4,903,526.36	\$ 5,121,809.98	\$ 5,382,914.73
December	\$ 3,476,063.68	\$ 3,479,758.37	\$ 3,746,233.68	\$ 3,865,625.08	\$ 4,668,853.03	\$ 4,330,938.36	\$ 4,538,509.17	\$ 4,800,598.96	\$ 4,605,275.18	\$ 5,035,853.77
January	\$ 3,782,928.31	\$ 3,911,901.46	\$ 3,918,328.61	\$ 3,978,924.86	\$ 4,936,179.84	\$ 4,575,580.98	\$ 4,681,693.42	\$ 5,011,973.14	\$ 5,151,710.36	\$ 5,319,404.23
February	\$ 4,792,942.94	\$ 4,984,794.05	\$ 5,220,113.70	\$ 5,316,606.81	\$ 6,261,020.97	\$ 5,624,805.48	\$ 5,928,617.84	\$ 6,595,642.59	\$ 6,735,732.86	\$ 7,131,134.54
March	\$ 3,158,680.40	\$ 3,529,385.22	\$ 3,579,055.71	\$ 3,519,094.43	\$ 4,247,079.33	\$ 3,885,858.93	\$ 4,043,956.23	\$ 4,367,324.16	\$ 4,503,712.84	
April	\$ 3,351,393.11	\$ 3,738,282.75	\$ 3,801,787.78	\$ 3,944,756.92	\$ 4,803,176.86	\$ 4,286,888.78	\$ 4,580,279.94	\$ 4,341,404.11	\$ 4,911,278.37	
May	\$ 3,814,407.26	\$ 4,044,427.55	\$ 4,305,544.93	\$ 4,527,749.91	\$ 5,310,119.72	\$ 4,751,487.50	\$ 4,933,619.42	\$ 5,157,153.72	\$ 5,522,250.32	
June	\$ 3,543,826.22	\$ 3,833,299.78	\$ 4,050,116.50	\$ 4,365,430.36	\$ 4,774,273.97	\$ 4,546,342.21	\$ 4,722,890.55	\$ 4,942,895.62	\$ 5,182,876.37	
TOTAL	\$ 45,231,008.12	\$ 46,171,114.72	\$ 48,148,168.21	\$ 49,937,500.92	\$ 58,879,778.02	\$ 55,450,626.84	\$ 56,282,522.04	\$ 59,426,621.10	\$ 62,355,894.89	\$ 43,788,812.91
Increase/Decrease	(\$525,338.19)	\$940,106.60	\$ 1,977,053.49	\$ 1,789,332.71	\$ 8,942,277.10	(\$3,429,151.18)	\$ 831,895.20	\$ 3,144,099.06	\$ 2,929,273.79	
MONTH	2017-2018	2018-2019	2019-2020	2020-2021	2021-2022	2022-2023	2023-2024	2024-2025	2025-2026	2026-2027
July										
August										
September										
October										
November										
December										
January										
February										
March										
April										
May										
June										
Total	\$ -	\$ -	\$ -	\$ -	\$ -	\$ -	\$ -	\$ -	\$ -	\$ -
		\$ -	\$ -	\$ -	\$ -	\$ -	\$ -	\$ -	\$ -	\$ -

Brenda E. Radford, Montgomery County Trustee, February 17, 2017

Events that mark Notable Change in Clarksville/Montgomery County Sales Tax Revenue

FISCAL YEAR	EVENT
2007-2008	Presidential Election/Housing Crisis/Banking/Stock Market/Interest Rates Decline/The Big
2007-2008	Operation Enduring Freedom
9/2008 \$200 Bill	Federal Bailout of Fannie & Freddie, Lehman Chap.11, Merrill bought by BofA, AIG loaned \$851
First Quarter, 2011-4/4/13/11 WSJ	called the US Economy "The Incredible Shrinking Recovery"-The US Economy appears to have grown by little more than 1.5% in the 1st Qtr., well below the 4% annualized most expected back in January.
It is no coincidence that bank earnings have been retreating as well. Inflation/Stagflation, in the 3 months ending Feb., 2011, was running at an annualized rate of 5.6% and does not come close to compensating investors with their current low interest rate of .00%- .25%.	
WSJ-"Great Symbolic Blow" 8/5/11-America Gets Downgraded from AAA+ to AA+ by Standard & Poors-now 18 countries in the world have a better credit rating than the U.S.A.	
Jan. 2013-THE NEW YORK TIMES Matthew Bishop "The latest green shoots of recovery in the United States already show signs of turning brown." Paul Krugman "Without a radical change in economic policy in both the United States and Europe, the likeliest outcome is a prolonged depression, perhaps not as "great" as in the 1930's but with clear similarities, above all in the immense human cost of needlessly high unemployment."	
Jan. 14, 2013 Hemlock Semiconductor LLC delays the start up of the Clarksville facility. For Calendar Year 2013-Economists are predicting a 1.4% GDP	
October 14, 2013. Hankook Tire coming to Clarksville with 1,800 direct jobs and build an \$800million manufacturing facility in Clarksville/Montgomery County	
December 16, 2014-Fort Campbell uncertainty and Hemlock to close permanently. Leaf Chronicle	





MONTGOMERY COUNTY TRUSTEE'S OFFICE									
INVESTMENTS-DECEMBER, 2016 INTEREST REPORT									
FUND NAME	FUND CODE	ACCOUNT NUMBER	INVESTMENT	ACCRUED INTEREST	INTEREST	TOTAL INVESTED	APY%	Maturity Date	INVESTMENT INFORMATION
COUNTY GENERAL FUND	101	11130-003	\$ 433,638.73	\$ 136.56		\$ 433,775.29	0.45		
COUNTY GENERAL FUND	101	11130-006	\$ 3,071,520.76	\$ 625.66		\$ 3,072,146.44	0.25		
COUNTY GENERAL FUND	101	11130-007	\$ -	\$ -		\$ -	0.05		Account Closed July 2016
COUNTY GENERAL FUND	101	11130-008	\$ 1,311,864.21	\$ 776.37		\$ 1,312,640.58	0.7		
ANIMAL CONTROLEMS	101	11130-022	\$ 77,306.85	\$ 0.63		\$ 77,307.48	0.01		
GENERAL OBLIGATION SCHOOL	171	11130-024	\$ 974,081.50	\$ 80.06		\$ 974,161.56	0.1		Open Account 5/15/2015
CLARKSVILLE MO. CO. PUBLIC	209	11130-026	\$ 22,294.55	\$ 0.17		\$ 22,294.72			Account Opened February 2018
COUNTY GENERAL FUND	101	11300-001	\$ 50,815.22	\$ 10.44		\$ 50,825.66	0.25		
2011 G.O. SCHOOL & PUBLIC IM	151	11300-001	\$ 50,663.00	\$ 10.41		\$ 50,673.41	0.25		
COUNTY GENERAL FUND	101	11300-002	\$ 5,288,391.26	\$ 3,043.47		\$ 5,291,434.73	0.7		
BI-COUNTY LANDFILL	207	11300-004	\$ 5,873,259.31	\$ 2,818.75		\$ 5,876,078.06	0.59		Acct includes daily sweeps from a non-interest bearing Bi-County User Fees Acct #10037026
COUNTY OPERATING ACCOUNT	ALL	11300-006	\$ 39,691,133.63	\$ 17,649.92		\$ 39,708,783.55	0.95		
COUNTY GENERAL FUND	101	11300-011	\$ 14,426,018.82	\$ 21,908.03		\$ 14,447,926.85	0.71	8/2/2017	8M added to principle of existing account at 0.85 APY% for 24 mths (7M on 2/18/16 & 1M on 2/25/16)
COUNTY GENERAL FUND	101	11300-014	\$ 1,458,104.57	\$ 299.64		\$ 1,458,404.21	0.25		
2011 G.O. SCHOOL & PUBLIC IM	151	11300-014	\$ 523,823.62	\$ 107.65		\$ 523,931.27	0.25		
COUNTY GENERAL FUND	101	11300-018	\$ 15,371,938.02	\$ 7,438.64		\$ 15,379,376.66	0.69		Includes Final Interest Pymt \$5,547.95 on 10M CD- Bond Proceeds 2015 #2
COUNTY GENERAL FUND	101	11300-019	\$ 46,635.68	\$ 18.64		\$ 46,652.32	0.23		
COUNTY GENERAL FUND	101	11300-026	\$ 3,013,990.84	\$ 809.61		\$ 3,014,800.25	0.87		Opened March 2016
COUNTY GENERAL FUND	101	11300-027	\$ 14,193,441.91	\$ 10,847.65		\$ 14,204,289.56	0.9		Opened March 2016
DEBT SERVICE FUND	151	11300-028	\$ 3,422,240.32	\$ 1,675.60		\$ 3,423,915.92	0.35		Opened April 2016 - Interest will always post one month behind
CAPITAL PROJECTS	171	11300-028	\$ 778,039.40	\$ -		\$ 778,039.40	0.35		Opened April 2016 - Interest will always post one month behind
CAPITAL PROJECTS	171	11300-029	\$ 2,587,026.74	\$ 1,032.04		\$ 2,588,060.78	0.35		Opened April 2016 - Interest will always post one month behind
WORKMAN'S COMPENSATION	101	11300-030	\$ 824,698.70	\$ 329.00		\$ 825,027.70	0.35		Opened April 2016 - Interest will always post one month behind
E-911	204	11300-035	\$ 422,731.87	\$ 168.64		\$ 422,900.51	0.35		Opened April 2016 - Interest will always post one month behind
HANKOOK - EMS	101	11300-036	\$ 301,165.60	\$ 120.14		\$ 301,285.74	0.35		Opened April 2016 - Interest will always post one month behind
DEBT SERVICE FUND	151	11300-037	\$ 211,922.07	\$ 84.54		\$ 212,006.61	0.35		Opened April 2016 - Interest will always post one month behind
UNEMPLOYMENT TRUST FUND	101	11300-038	\$ 113,675.21	\$ 45.35		\$ 113,720.56	0.35		Opened April 2016 - Interest will always post one month behind
DRUG TASK FORCE	383	11300-039	\$ 95,757.30	\$ 27.49		\$ 95,784.79	0.35		Opened April 2016 - Interest will always post one month behind
COUNTY GENERAL FUND	101	11300-040	\$ 15,001,296.88	\$ 12,614.09		\$ 15,013,909.97	75 - 1.05		Opened May 2016 - will receive quarterly interest
2016A G.O. PUBLIC IMP. BOND	151	11300-041	\$ 18,425,015.55	\$ 6,713.77		\$ 18,431,729.32	0.70		Opened December 2016
			\$ 148,062,492.72	\$ 89,390.98	\$ -	\$ 148,151,883.70			
	</								

## COMPARISON OF HOTEL OCCUPANCY TAX COLLECTIONS

<u>MONTH</u>	<u>1999</u>	<u>2000</u>	<u>2001</u>	<u>2002</u>	<u>2003</u>	<u>2004</u>	<u>2005</u>	<u>2006</u>	<u>2007</u>	<u>2008</u>
JANUARY	\$ 27,098.84	\$ 30,533.18	\$ 48,458.76	\$50,828.98	\$ 65,230.13	\$ 72,800.02	\$ 78,874.92	\$ 63,103.00	\$ 73,675.57	\$ 80,603.04
FEBRUARY	\$ 29,909.16	\$ 30,389.03	\$ 47,751.41	\$53,770.38	\$ 68,380.09	\$ 91,527.44	\$ 67,626.09	\$ 63,689.44	\$ 71,126.97	\$ 78,321.88
MARCH	\$ 31,464.65	\$ 32,987.23	\$ 56,924.49	\$54,806.34	\$ 93,121.20	\$ 103,994.62	\$ 70,053.21	\$ 65,063.08	\$ 78,796.55	\$ 83,799.10
APRIL	\$ 36,921.57	\$ 39,278.27	\$ 64,682.11	\$75,899.40	\$ 94,829.04	\$ 92,468.13	\$ 102,342.68	\$ 99,137.03	\$ 112,761.36	\$ 122,941.33
MAY	\$ 45,431.12	\$ 40,659.75	\$ 67,111.76	\$71,882.71	\$ 91,093.92	\$ 96,224.80	\$ 90,741.56	\$ 85,506.62	\$ 103,205.69	\$ 90,117.49
JUNE	\$ 41,300.90	\$ 40,705.58	\$ 67,033.52	\$78,332.61	\$ 84,186.25	\$ 91,007.71	\$ 100,085.45	\$ 89,668.92	\$ 135,081.86	\$ 106,604.47
JULY	\$ 43,822.68	\$ 43,848.22	\$ 71,259.56	\$88,829.01	\$ 88,224.67	\$ 90,974.37	\$ 110,606.98	\$ 94,808.25	\$ 136,085.79	\$ 95,500.92
AUGUST	\$ 51,914.05	\$ 82,607.67	\$ 80,724.48	\$103,831.95	\$ 111,787.39	\$ 114,839.93	\$ 126,860.91	\$ 99,007.81	\$ 128,691.23	\$ 106,602.50
SEPTEMBER	\$ 45,085.51	\$ 77,573.12	\$ 75,928.35	\$71,760.72	\$ 89,163.84	\$ 88,227.22	\$ 103,528.65	\$ 93,998.21	\$ 122,277.00	\$ 94,452.48
OCTOBER	\$ 62,586.96	\$ 78,223.81	\$ 64,421.97	\$67,912.08	\$ 71,058.32	\$ 85,219.87	\$ 103,329.13	\$ 120,964.50	\$ 115,299.73	\$ 83,620.66
NOVEMBER	\$ 42,478.02	\$ 67,894.53	\$ 70,109.29	\$68,664.15	\$ 77,700.65	\$ 90,975.56	\$ 93,726.35	\$ 95,136.90	\$ 132,492.92	\$ 100,329.52
DECEMBER	\$ 37,644.94	\$ 54,665.88	\$ 64,491.24	\$65,970.79	\$ 71,088.08	\$ 87,086.86	\$ 88,085.13	\$ 93,788.01	\$ 89,362.16	\$ 116,462.45
YEARLY TOTAL	\$ 495,658.40	\$ 619,366.27	\$ 778,896.94	\$852,489.12	\$ 1,005,863.58	\$ 1,105,346.53	\$1,135,861.06	\$ 1,063,871.77	\$ 1,298,856.83	\$ 1,159,355.84
	<u>2009</u>	<u>2010</u>	<u>2011</u>	<u>2012</u>	<u>2013</u>	<u>2014</u>	<u>2015</u>	<u>2016</u>	<u>2017</u>	<u>2018</u>
JANUARY	\$ 87,058.36	\$ 98,797.30	\$ 93,568.93	\$ 122,959.56	\$ 101,963.52	\$ 106,908.64	\$ 118,820.77	\$ 113,056.55	\$ 114,268.84	
FEBRUARY	\$ 103,484.37	\$ 122,425.01	\$ 98,617.91	\$ 130,592.70	\$ 84,950.58	\$ 111,395.05	\$ 108,102.01	\$ 105,945.34		
MARCH	\$ 106,133.80	\$ 97,223.36	\$ 123,655.30	\$ 130,540.42	\$ 89,897.89	\$ 107,789.42	\$ 97,758.36	\$ 122,221.56		
APRIL	\$ 131,183.50	\$ 147,129.46	\$ 141,216.66	\$ 166,930.70	\$ 127,011.20	\$ 172,086.66	\$ 168,753.98	\$ 154,016.56		
MAY	\$ 124,347.50	\$ 140,099.75	\$ 148,155.80	\$ 145,100.30	\$ 114,744.33	\$ 137,305.59	\$ 163,656.94	\$ 159,382.00		
JUNE	\$ 128,926.73	\$ 156,904.04	\$ 165,434.81	\$ 156,556.28	\$ 149,278.38	\$ 149,761.84	\$ 167,364.58	\$ 173,701.26		
JULY	\$ 138,948.38	\$ 155,002.42	\$ 166,721.40	\$ 142,543.24	\$ 139,764.87	\$ 155,951.38	\$ 163,931.64	\$ 182,334.33		
AUGUST	\$ 138,546.34	\$ 159,398.89	\$ 189,029.54	\$ 144,944.86	\$ 138,508.95	\$ 141,828.40	\$ 183,006.76	\$ 193,937.40		
SEPTEMBER	\$ 110,943.01	\$ 139,077.22	\$ 183,172.65	\$ 137,762.39	\$ 123,496.85	\$ 134,695.73	\$ 136,037.06	\$ 183,545.89		
OCTOBER	\$ 103,998.14	\$ 106,852.14	\$ 150,626.03	\$ 136,406.87	\$ 118,284.80	\$ 131,945.61	\$ 137,714.25	\$ 156,101.99		
NOVEMBER	\$ 117,095.86	\$ 111,906.42	\$ 169,407.63	\$ 139,934.80	\$ 133,540.36	\$ 159,367.06	\$ 162,825.42	\$ 168,948.08		
DECEMBER	\$ 107,900.37	\$ 110,667.80	\$ 151,081.34	\$ 112,969.35	\$ 124,889.36	\$ 120,067.79	\$ 148,644.37	\$ 135,623.41		
YEARLY TOTAL	\$ 1,398,566.36	\$1,545,483.81	\$ 1,780,688.00	\$1,667,241.47	\$ 1,446,331.09	\$ 1,829,103.17	\$1,756,616.14	\$ 1,848,814.37	\$ 114,268.84	\$ -

Brenda E. Radford, Montgomery County Trustee  
2/13/2017

## INVESTMENTS-JANUARY, 2017 INTEREST REPORT

FUND NAME	FUND CODE	ACCOUNT NUMBER	BANK NAME	INVESTMENT	ACCRUED INTEREST	INTEREST	TOTAL INVESTED	APY%	Maturity Date	INVESTMENT INFORMATION
COUNTY GENERAL FUND	101	11130-003	F&M BANK/TAX RECEIPTS	\$ 621,362.29	\$ 223.49		\$ 621,585.78	0.45		
COUNTY GENERAL FUND	101	11130-008	PLANTERS BANK/TAX RECEIPT	\$ 3,107,274.44	\$ 678.54		\$ 3,107,952.98	0.25		
COUNTY GENERAL FUND	101	11130-007	US BANK/TAX RECEIPTS	\$ -	\$ -		\$ -	0.05		Account Closed July 2016
COUNTY GENERAL FUND	101	11130-008	CUMM. BK. & TRUST/TAX RECE	\$ 1,364,470.58	\$ 802.49		\$ 1,365,273.07	0.7		
ANIMAL CONTROL/EMS	101	11130-022	PLANTERS BANK- OTHER CNT	\$ 80,127.10	\$ 0.70		\$ 80,127.80	0.01		
GENERAL OBLIGATION SCHOOL	171	11130-024	PLANTERS BANK	\$ 974,161.56	\$ 85.41		\$ 974,246.97	0.1		Open Account 5/15/2015
CLARKSVILLE MO. CO. PUBLIC	209	11130-026	PLANTERS BANK	\$ 27,067.49	\$ 0.21		\$ 27,067.70			Account Opened February 2016
COUNTY GENERAL FUND	101	11300-001	PLANTERS BANK MMA	\$ 50,825.66	\$ 11.14		\$ 50,836.80	0.25		
2011 G.O. SCHOOL & PUBLIC IM	151	11300-001	PLANTERS BANK MMA	\$ 50,673.41	\$ 11.11		\$ 50,684.52	0.25		
COUNTY GENERAL FUND	101	11300-002	PLANTERS BANK CD	\$ 5,291,434.73	\$ 3,146.76		\$ 5,294,581.49	0.7		
BI-COUNTY LANDFILL	207	11300-004	LEGENDS BANK Business Rse	\$ 6,201,865.10	\$ 3,091.33		\$ 6,204,956.43	0.58		Acct includes daily sweeps from a non-interest bearing Bi-County User Fees Acct #10037026
COUNTY OPERATING ACCOUNT	ALL	11300-006	PLANTERS BANK	\$ 47,420,437.50	\$ 35,042.57		\$ 47,455,480.07	0.95		
COUNTY GENERAL FUND	101	11300-011	STEPHENS INC	\$ 14,447,926.65	\$ 7,482.33		\$ 14,455,408.98	0.71	6/2/2017	BM added to principle of existing account at 0.85 APY% for 24 mths (7M on 2/16/16 & 1M on 2/25/16)
COUNTY GENERAL FUND	101	11300-014	PLANTERS BANK	\$ 1,458,404.21	\$ 319.68		\$ 1,458,723.89	0.25		
2011 G.O. SCHOOL & PUBLIC IM	151	11300-014	PLANTERS BANK	\$ 523,931.27	\$ 114.85		\$ 524,046.12	0.25		
COUNTY GENERAL FUND	101	11300-016	RAYMOND JAMES/CAPSTAR C	\$ 15,379,376.66	\$ (2,509.08)	**	\$ 15,376,867.58	0.69		Includes Final Interest Pymt \$5,547.95 on 10M CD- Bond Proceeds 2015 #2
COUNTY GENERAL FUND	101	11300-019	LGP	\$ 46,652.32	\$ 19.02		\$ 46,671.34	0.23		
COUNTY GENERAL FUND	101	11300-026	BANK OF NASHVILLE/SYNOVU	\$ 3,014,800.25	\$ 836.60		\$ 3,015,636.85	0.87		Opened March 2016
COUNTY GENERAL FUND	101	11300-027	CAPITAL BANK - CDARS	\$ 14,204,289.56	\$ 10,859.67		\$ 14,215,149.23	0.9		Opened March 2016
DEBT SERVICE FUND	151	11300-028	REGIONS BANK	\$ 3,423,915.92	\$ 7,686.60		\$ 3,431,602.52	0.35		Opened April 2016 - Interest will always post one month behind
CAPITAL PROJECTS	171	11300-028	REGIONS BANK	\$ 778,039.40	\$ -		\$ 778,039.40	0.35		Opened April 2016 - Interest will always post one month behind
CAPITAL PROJECTS	171	11300-029	REGIONS BANK	\$ 2,588,060.78	\$ 4,734.32		\$ 2,592,795.10	0.35		Opened April 2016 - Interest will always post one month behind
WORKMAN'S COMPENSATION	101	11300-030	REGIONS BANK	\$ 825,027.70	\$ 1,509.22		\$ 826,536.92	0.35		Opened April 2016 - Interest will always post one month behind
E-911	204	11300-035	REGIONS BANK	\$ 422,900.51	\$ 773.61		\$ 423,674.12	0.35		Opened April 2016 - Interest will always post one month behind
COUNTY GENERAL FUND	101	11300-036	REGIONS BANK	\$ 301,285.74	\$ 551.14		\$ 301,836.88	0.35		Opened April 2016 - Interest will always post one month behind
DEBT SERVICE FUND	151	11300-037	REGIONS BANK	\$ 212,006.61	\$ 387.82		\$ 212,394.43	0.35		Opened April 2016 - Interest will always post one month behind
UNEMPLOYMENT TRUST FUND	101	11300-038	REGIONS BANK	\$ 113,720.56	\$ 208.03		\$ 113,928.59	0.35		Opened April 2016 - Interest will always post one month behind
DRUG TASK FORCE	363	11300-039	REGIONS BANK	\$ 118,037.17	\$ 175.24		\$ 118,212.41	0.35		Opened April 2016 - Interest will always post one month behind
COUNTY GENERAL FUND	101	11300-040	WELLS FARGO	\$ 15,013,909.97	\$ -		\$ 15,013,909.97	75 - 1.05		Opened May 2016 - will receive quarterly interest
2016A G.O. PUBLIC IMP. BOND	151	11300-041	FRANKLIN SYMONGY	\$ 18,431,729.32	\$ 10,958.04		\$ 18,442,687.36	0.70		Opened December 2016
			TOTALS	\$ 156,493,714.46	\$ 87,200.84	\$ -	\$ 156,580,915.30			
			TOTAL INTEREST REVENUE							

# QUARTERLY CONSTRUCTION REPORT

## CAPITAL IMPROVEMENT PROJECTS

Resolution Number and Date: <b>15-7-2</b> <b>7/6/2015</b>	Project Name: <b>Elementary Schools Front Entrance Security Enhancements</b>		Quarter: <b>DEC - 16</b>
Scheduled Completion Date: <b>5/15/2016</b> *Date adjusted to: <b>6/17/2016</b>	Architect: <b>Powell Architecture</b> Contractor: <b>Triple S. Contracting, INC</b>		Project #: <b>C985</b>
Substantial Completion Date: <b>7/6/2016</b>	Total Project Budget Amount: <b>\$653,700.00</b>	Paid to Date: <b>\$653,700.00</b>	Construction-Percent Complete: <b>100%</b>

### Progress:

- Front entrance security enhancements are operational as of 8/8/2016
- Replacement key system installed




\*An adjustment has been made to the scheduled completion date due to TN Ready testing schedule changes.\*

Cumberland Heights 12/16



Top: Liberty Elementary Bottom: Northeast Elementary 12/16



Liberty Elementary 12/16



# QUARTERLY CONSTRUCTION REPORT

## CAPITAL IMPROVEMENT PROJECTS

Resolution Number and Date: 15-7-2 7/6/2015		Project Name: Central Office-Gracey – Replace Sprinkler Pumps/Controls		Quarter: DEC - 16	
Scheduled Completion Date:  10/24/2016		Designer: Contractor: International Fire Protection		Project #:  C985	
Substantial Completion Date:  10/24/2016		Total Project Budget Amount:  \$42,178.00	Paid to date:  \$42,178.00	Construction-Percent Complete: 100%	

Progress:

- Necessary Materials Ordered
- Removed old panel and pumps and installed new panel and pumps connected to fire panel.
- Tested online.




New fire pump controller, jockey pump, and control panel 12/16

Resolution Number and Date: 16-6-11 6/13/2016		Project Name: CMCSS Teacher Warehouse- AC Unit Replacement		Quarter: DEC - 16	
Scheduled Completion Date:  10/14/2016		Designer: Trane Contractor: CMCSS Maintenance Department		Project #:  C990	
Substantial Completion Date:  10/14/2016		Total Project Budget Amount:  \$10,296.00	Paid to date:  \$10,296.00	Construction-Percent Complete: 100%	

Progress:

- Necessary Materials Ordered
- Removed old unit and installed new unit
- CMCSS Maintenance department replaced the unit which resulted in labor cost savings due to in-house installation compared to commercial installation



Teacher Warehouse AC Unit 12/16

# QUARTERLY CONSTRUCTION REPORT

## CAPITAL IMPROVEMENT PROJECTS

Resolution Number and Date: <b>16-6-11</b> <b>6/13/2016</b>	Project Name: <b>Kenwood Elementary- Lockset Replacement</b>	Quarter: DEC - 16
Scheduled Completion Date:  <b>4/1/2017</b>	Designer: Contractor: <b>Commercial Installation</b>	Project #:  <b>C990</b>
Substantial Completion Date:	Total Project Budget Amount:  <b>\$51,270.00</b>	Paid to date:  <b>\$0.00</b>
		Construction-Percent Complete:  <b>10%</b>

### Progress:

- Bidding Complete
- Purchase order issued
- Contractor has received hardware sets
- Installation planned for late Spring 2017



Existing Kenwood Elementary Lockset 12/16

Resolution Number and Date: <b>15-7-2</b> <b>7/6/2015</b>	Project Name: <b>Portable Classroom- HVAC Units</b>	Quarter: DEC - 16
Scheduled Completion Date:  <b>7/31/2017</b>	Designer: <b>CC Dickson</b> Contractor: <b>CMCSS Maintenance Department</b>	Project #:  <b>C985</b>
Substantial Completion Date:	Total Project Budget Amount:  <b>\$44,569.60</b>	Paid to date:  <b>\$44,569.60</b>
		Construction-Percent Complete:  <b>60%</b> *Installed

### Progress:

- 100% of equipment received for 20 HVAC Units
- Replacement of 11 units-installed by CMCSS Maintenance Department
- \* 9 remaining units will be replaced on a priority basis



Portable Classroom HVAC Units Installed 12/16

# QUARTERLY CONSTRUCTION REPORT

## CAPITAL IMPROVEMENT PROJECTS

Resolution Number and Date: <b>15-7-2 7/6/2015</b>	Project Name: <b>Northeast Middle- Replace Wall Mounted HVAC</b>	Quarter: DEC - 16
Scheduled Completion Date:  10/31/2016	Designer: <b>Marvair</b> Contractor: <b>CMCSS Maintenance Department</b>	Project #:  C985
Substantial Completion Date:  10/14/2016	Total Project Budget Amount:  \$14,314.00	Paid to date:  \$14,314.00
		Construction-Percent Complete: 100%

### Progress:

- Wall mounted HVAC unit purchased
- CMCSS Maintenance department replaced the units which resulted in labor cost savings due to in-house installation
- T-stat wire back was added into BAS system
- Old unit removed and replaced with new unit




Wall mounted HVAC 12/16

Resolution Number and Date: <b>16-6-11 6/13/2016</b>	Project Name: <b>Central Office-Gracey Warehouse- Freezer Floor Heater Installation</b>	Quarter: DEC - 16
Scheduled Completion Date:  3/11/2017	Designer: Contractor: <b>Pride Concrete</b>	Project #:  C990
Substantial Completion Date:  12/11/2016	Total Project Budget Amount:  \$55,000.00	Paid to date:  \$55,000.00
		Construction-Percent Complete: 100%

### Progress:

- Removed existing concrete floor, replaced with new 16" deep floor system
- System included 8" sand, 4" polystyrene insulation board, Ray-Sol Floor Heating System, and 4" concrete
- Installed new electrical for required DigiTrace 910 Series Heat Tracing System






Central Office-Freezer Floor 12/16



# QUARTERLY CONSTRUCTION REPORT



## CAPITAL IMPROVEMENT PROJECTS

Resolution Number and Date: <b>15-7-2</b> <b>7/6/2015</b>		Project Name: <b>Hazelwood Elementary- Partial Reroof</b>		Quarter: DEC- 16	
Scheduled Completion Date:  <b>11/17/2016</b>		Designer: <b>Lyle, Cook, Martin</b> Contractor: <b>Modern Roofing</b>		Project #:  <b>C985</b>	
Substantial Completion Date:  <b>11/17/2016</b>		Total Project Budget Amount:  <b>\$129,723.00</b>	Paid to date:  <b>\$129,723.00</b>	Construction-Percent Complete:  <b>100%</b>	
<b>Progress:</b> <ul style="list-style-type: none"><li>• Reroofing work was comprised of removing existing ballasted EPDM roofing and replacing with adhered PVC single membrane system.</li><li>• New roofing system has a Sika Sarnafil 15-Year Warranty.</li><li>• Removed damaged &amp; leaking gutters and replaced with new aluminum gutters and downspouts around the entire school.</li></ul>					
<div></div> <div></div> <p>Hazelwood Sarnafil Roof and Gutters 12/16</p>					

Resolution Number and Date: <b>16-6-11</b> <b>6/13/2016</b>		Project Name: <b>East Montgomery- Replace Café HVAC Unit</b>		Quarter: DEC - 16	
Scheduled Completion Date:  <b>12/23/2016</b>		Designer: Contractor: <b>Freeman Mechanical, LLC</b>		Project #:  <b>C990</b>	
Substantial Completion Date:  <b>12/21/2016</b>		Total Project Budget Amount:  <b>\$16,850.00</b>	Paid to date:  <b>\$13,400.00</b>	Construction-Percent Complete:  <b>100%</b>	
<b>Progress:</b> <ul style="list-style-type: none"><li>• Purchase Order Issued</li><li>• Materials ordered</li><li>• Removed old units</li><li>• Installed new units</li><li>• Started and checked for proper operation</li><li>• Awaiting final invoice</li></ul>					
<div></div> <p>East Montgomery Café HVAC Unit 12/16</p>					

# QUARTERLY CONSTRUCTION REPORT

## CAPITAL IMPROVEMENT PROJECTS

Resolution Number and Date: <b>16-6-11</b> <b>6/13/2016</b>	Project Name: <b>Moore Elementary- Replace Boiler</b>		Quarter: <b>DEC- 16</b>
Scheduled Completion Date:  <b>12/30/2016</b>	Designer: <b>Freeman Mechanical, LLC</b> Contractor: <b>CMCSS Maintenance Department</b>		Project #:  <b>C990</b>
Substantial Completion Date:  <b>11/28/2016</b>	Total Project Budget Amount:  <b>\$43,322.62</b>	Paid to date:  <b>\$43,322.62</b>	Construction-Percent Complete:  <b>100%</b>
<p><b>Progress:</b></p> <ul style="list-style-type: none"> <li>• Purchase Order Issued</li> <li>• Materials Ordered</li> <li>• Old boiler replaced</li> </ul> <div style="display: flex;">   </div> <p style="text-align: center;"><b>Moore Elementary Boiler 12/16</b></p>			

## **Quarterly Financial Report for December 31, 2016**

The quarterly financial report presented tonight is for the period ending December 31, 2016. The report consists of three statements for each of the six school system budgets (funds) appropriated by the County Commission. Those funds are: General Purpose School, Federal Projects, Child Nutrition, Transportation, Extended Schools and Capital Projects.

The first statement is a balance sheet which is a picture of the financial condition of that particular fund at a point in time. The asset section represents the resources available to the district for payment of its obligations, much like your personal or business checking account along with any amounts due from others. The liabilities section reflects current amounts due to others. The equity section contains amounts held for future obligations to include fund balance and certain required reserves.

The second statement is a cash reconciliation which is basically comparing our cash balance to that of the County Trustee. This is similar to reconciling your check book to your bank statement.

The third statement for each fund is a report of all revenues and expenditures by category. This report reflects the approved budget amount as amended, amounts received or spent year to date (including encumbrance for purchase orders issued but not paid), and the amount under/over collected for revenues or the amount over/under spent for expenditures.

**General Purpose School Fund  
Balance Sheet  
For the Period Ending  
December 31, 2016**

<b>Assets:</b>		
Petty Cash	550.00	
Cash in Bank	42,090.98	
Cash on Deposit w/Trustee	46,932,613.57	
Cash with Paying Agent	9,437.15	
Accounts Receivable	103,467.46	
Due From Other Governments	251,695.30	
Due From Other Funds	120,959.74	
Due From Primary Governments	-	
Property Taxes Receivable	29,811,488.27	
Less Allowance for Uncollected Property Taxes	(837,536.69)	
Stores Warehouse	251,571.50	
<b>Total Assets</b>		<b>76,686,337.28</b>
Estimated Revenues	232,901,323.00	
Less Revenues Rec'd to Date	(112,153,612.98)	
Estimated Revenues not Received		<b>120,747,710.02</b>
<b>Total Debits</b>		<b>197,434,047.30</b>

**General Purpose School Fund  
Balance Sheet  
For the Period Ending  
December 31, 2016**

Liabilities and Equity

Liabilities:

Accounts Payable	4,055.43
Accrued Payroll	-
Sales Tax Payable	165.26
Payroll Deductions	110,688.52
Due to Other Funds	27,290.13
Due to Primary Governments	-
Deferred Revenue	<u>29,083,556.74</u>

Total Liabilities 29,225,756.08

Equity:

Appropriations (Budgetary Accounts)

From Estimated Revenues	232,901,323.00	
From Fund Balance	<u>11,094,930.00</u>	
Total Appropriations		243,996,253.00
Less Expenditures	(93,729,474.72)	
Less Encumbrances	<u>(1,130,098.77)</u>	
Total Expenditures & Encumbrances		<u>(94,859,573.49)</u>

Unencumbered Budget Balance 149,136,679.51

Fund Balance & Reserves:

Reserve for Encumbrances - Current Year	1,130,098.77
Reserve for Encumbrances - Prior Year	192,983.99
Nonspendable - Inventory	255,908.81
Restricted for Instruction - Career Ladder	3,834.15
Restricted for Instruction - BEP Reserve	6,131.30
Committed for Oper. Non-Inst. Serv. - P & L Ins.	781,000.00
Committed for Oper. Non-Inst. Serv. - OJI	402,218.00
Assigned for Education - TCRS	654,000.00
Assigned for Education - Technology	5,033,000.00
Assigned for Education - Bus Replacement	3,100,000.00
Assigned for Education - Centralization	500,000.00

Undesignated Fund Balance 6/30/16	18,093,389.99
Less Appropriations	(11,094,930.00)
Plus Adjustments	<u>13,978.70</u>
Estimated Fund Balance 6/30/17	<u>7,012,438.69</u>

Total Fund Balance & Reserves 19,071,611.71

Total Credits 197,434,047.30

**General Purpose School Fund  
Cash Reconciliation  
December 31, 2016**

Cash on Deposit with Trustee	33,217,211.92	
Plus Receipts for Month	<u>33,365,501.98</u>	
Total Available Funds		66,582,713.90
Less Cash Disbursements:		
Warrants Issued	(5,543,296.22)	
Wire Transfers	(13,782,764.23)	
Trustee's Commission	<u>(328,344.66)</u>	
Total Cash Disbursements		(19,654,405.11)
Plus Voided Checks	<u>4,304.78</u>	
Book Balance		46,932,613.57
Plus Outstanding Warrants		336,001.29
Plus Wire Transfers In-Transit		-
Less Deposits In-Transit		(750.60)
Plus Adjustments Between Funds		<u>-</u>
Trustee's Report Balance		<u><u>47,267,864.26</u></u>

```
|P      1
|glytdbud
```

ACCOUNTS FOR:	ORIGINAL	TRANSFRS/	REVISED	YTD EXPENDED	ENCUMBRANCES	AVAILABLE	PCT
141 GENERAL PURPOSE SCHOOL	APPROP	ADJUSTMENTS	BUDGET			BUDGET	USED
<b>00000 NON CHARGE</b>							
40110 CURR PROP TAX	28,426,300	.00	28,426,300.00	15,067,632.71	.00	13,358,667.29	53.0%
40120 TRUSTEE'S COLLECTIONS-PRIOR	1,000,000	.00	1,000,000.00	497,625.27	.00	502,374.73	49.8%
40125 TRUSTEE'S COLLECTIONS-BANK	0	.00	.00	25,530.64	.00	-25,530.64	100.0%
40130 CIRCUIT CLERK	208,651	.00	208,651.00	165,626.98	.00	43,024.02	79.4%
40140 INTEREST & PENALTY	288,000	.00	288,000.00	138,030.30	.00	149,969.70	47.9%
40162 PYMTS IN LIEU OF TAXES-LOC	704,409	.00	704,409.00	1,638.48	.00	702,770.52	.2%
40210 LOCAL OPTION SALES TAX	47,600,000	.00	47,600,000.00	19,444,930.72	.00	28,155,069.28	40.9%
40240 WHEEL TAX	4,525,000	-200,000.00	4,325,000.00	2,249,605.50	.00	2,075,394.50	52.0%
40270 BUSINESS TAX	723,216	.00	723,216.00	105,753.82	.00	617,462.18	14.6%
40275 MIXED DRINK TAX	392,024	.00	392,024.00	190,100.37	.00	201,923.63	48.5%
40320 BANK EXCISE TAX	108,960	.00	108,960.00	.00	.00	108,960.00	.0%
40350 INTERSTATE TELECOMM TAX	15,200	.00	15,200.00	6,896.74	.00	8,303.26	45.4%
44146 E-RATE FUNDING	30,000	.00	30,000.00	.00	.00	30,000.00	.0%
44170 MISCELLANEOUS REFUNDS	0	.00	.00	1.39	.00	-1.39	100.0%
44530 SALE OF EQUIPMENT	200,000	100,000.00	300,000.00	357,876.63	.00	-57,876.63	119.3%
44560 DAMAGES RECOVERED FROM IND	1,000	.00	1,000.00	2,697.00	.00	-1,697.00	269.7%
44570 CONTRIB & GIFTS	64,404	.00	64,404.00	36,977.91	.00	27,426.09	57.4%
46511 BASIC EDUCATION PROG	142,409,000	-682,000.00	141,727,000.00	70,613,500.00	.00	71,113,500.00	49.8%
46515 EARLY CHILDHOOD EDUCATION	1,833,517	.00	1,833,517.00	1,461,986.25	.00	371,530.75	79.7%
46590 OTHER STATE EDUCATION FUND	144,000	5,000.00	149,000.00	.00	.00	149,000.00	.0%
46610 CAREER LADDER PROG	455,400	.00	455,400.00	242,440.10	.00	212,959.90	53.2%
46820 INCOME TAX	145,041	.00	145,041.00	128,429.67	.00	16,611.33	88.5%
47630 PUB LAW 874-MAINT & OPERAT	2,700,000	.00	2,700,000.00	687,350.51	.00	2,012,649.49	25.5%
49700 INSURANCE RECOVERY	25,000	.00	25,000.00	994.00	.00	24,006.00	4.0%
49800 OPERATING TRANSFERS	488,700	.00	488,700.00	.00	.00	488,700.00	.0%
<b>TOTAL NON CHARGE</b>	<b>232,487,822</b>	<b>-777,000.00</b>	<b>231,710,822.00</b>	<b>111,425,624.99</b>	<b>.00</b>	<b>120,285,197.01</b>	<b>48.1%</b>
<b>71000 INSTRUCTION</b>							
43511 TUITION-REGULAR DAY STUDEN	40,000	.00	40,000.00	55,000.00	.00	-15,000.00	137.5%
43516 TUITION - OUT OF STATE	0	.00	.00	7,350.00	.00	-7,350.00	100.0%
47143 EDUCATION OF THE HANDICAPP	0	.00	.00	155,953.57	.00	-155,953.57	100.0%
<b>TOTAL INSTRUCTION</b>	<b>40,000</b>	<b>.00</b>	<b>40,000.00</b>	<b>218,303.57</b>	<b>.00</b>	<b>-178,303.57</b>	<b>545.8%</b>
<b>72000 SUPPORT SERVICES</b>							

FOR 2017 06

ACCOUNTS FOR: 141 GENERAL PURPOSE SCHOOL	ORIGINAL APPROP	TRANFRS/ ADJSTMTS	REVISED BUDGET	YTD EXPENDED	ENCUMBRANCES	AVAILABLE BUDGET	PCT USED
43365 ARCHIVES & RECORDS MANAGE.	7,660	.00	7,660.00	3,402.00	.00	4,258.00	44.4%
43551 SCHOOL BASED HEALTH PROGRA	76,720	.00	76,720.00	24,987.25	.00	51,732.75	32.6%
43583 TBI CRIMINAL BACKGROUND FE	48,000	.00	48,000.00	26,131.30	.00	21,868.70	54.4%
43990 OTHER CHARGES FOR SERVICES	20,475	.00	20,475.00	18,270.20	.00	2,204.80	89.2%
44120 LEASE/RENTALS	190,000	.00	190,000.00	120,372.00	.00	69,628.00	63.4%
44145 SALE OF RECYCLED MATERIALS	3,100	.00	3,100.00	5,633.45	.00	-2,533.45	181.7%
44170 MISCELLANEOUS REFUNDS	38,329	.00	38,329.00	33,853.46	.00	4,475.54	88.3%
46390 TRANSITION SCHOOL TO WORK	109,467	21,750.00	131,217.00	51,510.20	.00	79,706.80	39.3%
47640 ROTC REIMBURSEMENT	603,000	.00	603,000.00	216,979.29	.00	386,020.71	36.0%
48140 ADULT LITERACY	32,000	.00	32,000.00	8,545.27	.00	23,454.73	26.7%
TOTAL SUPPORT SERVICES	1,128,751	21,750.00	1,150,501.00	509,684.42	.00	640,816.58	44.3%
TOTAL GENERAL PURPOSE SCHOOL	233,656,573	-755,250.00	232,901,323.00	112,153,612.98	.00	120,747,710.02	48.2%



FOR 2017 06

ACCOUNTS FOR: 141	GENERAL PURPOSE SCHOOL	ORIGINAL APPROP	TRANFRS/ ADJSTMTS	REVISED BUDGET	YTD EXPENDED	ENCUMBRANCES	AVAILABLE BUDGET	PCT USED
<u>71100 REGULAR INSTRUCTION PROGRAM</u>								
511600	TEACHERS	83,275,392	.00	83,275,392.00	27,108,768.50	.00	56,166,623.50	32.6%
511700	CAREER LADDER PROGRAM	220,564	.00	220,564.00	73,774.14	.00	146,789.86	33.4%
512800	HOMEBOUND TEACHERS	176,944	.00	176,944.00	43,283.32	.00	133,660.68	24.5%
514000	SALARY SUPPLEMENTS	120,000	-60,000.00	60,000.00	1,400.00	.00	58,600.00	2.3%
516300	EDUCATIONAL ASSISTANTS	1,360,766	.00	1,360,766.00	563,473.00	.00	797,293.00	41.4%
518700	OVERTIME PAY	100	.00	100.00	.00	.00	100.00	.0%
519500	SUBSTITUTE TEACHERS CERTIF	780,000	.00	780,000.00	259,795.19	.00	520,204.81	33.3%
519800	SUB TEACHERS NON-CERTIFIED	675,000	.00	675,000.00	314,351.61	.00	360,648.39	46.6%
520100	SOCIAL SECURITY	5,369,743	.00	5,369,743.00	1,666,014.53	.00	3,703,728.47	31.0%
520400	STATE RETIREMENT	7,762,951	.00	7,762,951.00	2,534,738.74	.00	5,228,212.26	32.7%
520600	LIFE INSURANCE	99,328	.00	99,328.00	39,217.46	.00	60,110.54	39.5%
520700	MEDICAL INSURANCE	13,235,171	.00	13,235,171.00	5,488,280.37	.00	7,746,890.63	41.5%
521200	EMPLOYER MEDICARE	1,255,827	.00	1,255,827.00	391,084.14	.00	864,742.86	31.1%
533600	MAINT/REPAIR SRVCS- EQUIP	12,600	.00	12,600.00	12,600.00	.00	.00	100.0%
535500	TRAVEL	24,100	.00	24,100.00	4,955.89	.00	19,144.11	20.6%
535600	TUITION	300,000	.00	300,000.00	66,173.03	.00	233,826.97	22.1%
539900	OTHER CONTRACTED SERVICES	218,000	.00	218,000.00	186,732.00	.00	31,268.00	85.7%
540600	BASIC SKILLS MATERIALS	39,999	.00	39,999.00	25,836.30	.00	14,162.70	64.6%
542900	INSTRUCTIONAL SUPP & MATER	1,229,732	5,000.00	1,234,732.00	1,122,792.94	45.48	111,893.58	90.9%
544900	TEXTBOOKS - BOUND	950,000	.00	950,000.00	150,402.03	.00	799,597.97	15.8%
553500	FEE WAIVERS	471,562	.00	471,562.00	460,150.00	.00	11,412.00	97.6%
572200	REGULAR INSTRUCTION EQUIPM	32,200	.00	32,200.00	22,455.83	.00	9,744.17	69.7%
TOTAL REGULAR INSTRUCTION PROG		117,609,979	-55,000.00	117,554,979.00	40,536,279.02	45.48	77,018,654.50	34.5%
<u>71150 ALTERNATIVE INSTRUCTION</u>								
511600	TEACHERS	793,029	.00	793,029.00	281,212.59	.00	511,816.41	35.5%
511700	CAREER LADDER PROGRAM	3,000	.00	3,000.00	1,166.62	.00	1,833.38	38.9%
516300	EDUCATIONAL ASSISTANTS	15,901	.00	15,901.00	6,895.20	.00	9,005.80	43.4%
519500	SUBSTITUTE TEACHERS CERTIF	4,212	.00	4,212.00	.00	.00	4,212.00	.0%
519800	SUB TEACHERS NON-CERTIFIED	8,067	.00	8,067.00	2,520.00	.00	5,547.00	31.2%
520100	SOCIAL SECURITY	51,101	.00	51,101.00	17,009.45	.00	34,091.55	33.3%
520400	STATE RETIREMENT	74,159	.00	74,159.00	26,437.82	.00	47,721.18	35.7%
520600	LIFE INSURANCE	895	.00	895.00	336.76	.00	558.24	37.6%
520700	MEDICAL INSURANCE	100,080	.00	100,080.00	57,617.65	.00	42,462.35	57.6%
521200	EMPLOYER MEDICARE	11,952	.00	11,952.00	3,978.00	.00	7,974.00	33.3%
535100	RENTALS	4,600	.00	4,600.00	1,238.16	.00	3,361.84	26.9%

FOR 2017 06

ACCOUNTS FOR: 141 GENERAL PURPOSE SCHOOL	ORIGINAL APPROP	TRANFRS/ ADJSTMTS	REVISED BUDGET	YTD EXPENDED	ENCUMBRANCES	AVAILABLE BUDGET	PCT USED
539900 OTHER CONTRACTED SERVICES	525,000	.00	525,000.00	210,000.00	315,000.00	.00	100.0%
542900 INSTRUCTIONAL SUPP & MATER	3,000	.00	3,000.00	748.24	1,678.45	573.31	80.9%
TOTAL ALTERNATIVE INSTRUCTION	1,594,996	.00	1,594,996.00	609,160.49	316,678.45	669,157.06	58.0%

71200 SPECIAL EDUCATION PROGRAM

511600 TEACHERS	13,941,017	.00	13,941,017.00	4,535,498.85	.00	9,405,518.15	32.5%
511700 CAREER LADDER PROGRAM	56,600	.00	56,600.00	16,199.56	.00	40,400.44	28.6%
512800 HOMEBOUND TEACHERS	134,952	38,480.00	173,432.00	47,876.42	.00	125,555.58	27.6%
516300 EDUCATIONAL ASSISTANTS	3,063,975	.00	3,063,975.00	1,262,821.87	.00	1,801,153.13	41.2%
516800 TEMPORARY PERSONNEL	160,597	.00	160,597.00	149,548.00	.00	11,049.00	93.1%
517100 SPEECH THERAPISTS	1,650,404	.00	1,650,404.00	549,562.08	.00	1,100,841.92	33.3%
518700 OVERTIME PAY	500	.00	500.00	280.14	.00	219.86	56.0%
519500 SUBSTITUTE TEACHERS CERTIF	110,000	.00	110,000.00	68,795.58	.00	41,204.42	62.5%
519800 SUB TEACHERS NON-CERTIFIED	144,000	.00	144,000.00	65,554.19	.00	78,445.81	45.5%
520100 SOCIAL SECURITY	1,194,246	2,386.00	1,196,632.00	390,407.57	.00	806,224.43	32.6%
520400 STATE RETIREMENT	1,850,292	3,463.00	1,853,755.00	620,422.23	.00	1,233,332.77	33.5%
520600 LIFE INSURANCE	26,065	62.00	26,127.00	9,867.21	.00	16,259.79	37.8%
520700 MEDICAL INSURANCE	3,082,991	9,428.00	3,092,419.00	1,320,676.28	.00	1,771,742.72	42.7%
521200 EMPLOYER MEDICARE	279,300	558.00	279,858.00	91,639.24	.00	188,218.76	32.7%
535500 TRAVEL	3,000	.00	3,000.00	.00	.00	3,000.00	.0%
539900 OTHER CONTRACTED SERVICES	31,500	.00	31,500.00	23,944.25	1,605.75	5,950.00	81.1%
542900 INSTRUCTIONAL SUPP & MATER	85,000	.00	85,000.00	1,936.41	.00	83,063.59	2.3%
572500 SPECIAL EDUCATION EQUIPMEN	10,000	.00	10,000.00	5,467.49	343.67	4,188.84	58.1%
TOTAL SPECIAL EDUCATION PROGRA	25,824,439	54,377.00	25,878,816.00	9,160,497.37	1,949.42	16,716,369.21	35.4%

71300 VOCATIONAL EDUCATION PROGRAM

511600 TEACHERS	3,393,864	.00	3,393,864.00	1,152,823.37	.00	2,241,040.63	34.0%
511700 CAREER LADDER PROGRAM	6,000	.00	6,000.00	1,999.92	.00	4,000.08	33.3%
514000 SALARY SUPPLEMENTS	51,592	.00	51,592.00	10,968.56	.00	40,623.44	21.3%
519500 SUBSTITUTE TEACHERS CERTIF	26,000	.00	26,000.00	7,477.57	.00	18,522.43	28.8%
519800 SUB TEACHERS NON-CERTIFIED	45,000	.00	45,000.00	21,566.83	.00	23,433.17	47.9%
520100 SOCIAL SECURITY	218,393	.00	218,393.00	70,324.71	.00	148,068.29	32.2%
520400 STATE RETIREMENT	312,011	.00	312,011.00	105,273.34	.00	206,737.66	33.7%
520600 LIFE INSURANCE	4,073	.00	4,073.00	1,594.24	.00	2,478.76	39.1%
520700 MEDICAL INSURANCE	624,249	.00	624,249.00	233,865.11	.00	390,383.89	37.5%
521200 EMPLOYER MEDICARE	51,076	.00	51,076.00	16,508.73	.00	34,567.27	32.3%

03/01/2017 11:42  
MUNISReports

CLARKSVILLE-MONTGOMERY CO. SCHOOL SYSTEM  
Y-T-D BUDGET REPORT 12-31-16 EXPENSES

P 3  
glytdbud

FOR 2017 06

ACCOUNTS FOR: 141 GENERAL PURPOSE SCHOOL	ORIGINAL APPROP	TRANSFRS/ ADJUSTMTS	REVISED BUDGET	YTD EXPENDED	ENCUMBRANCES	AVAILABLE BUDGET	PCT USED
533600 MAINT/REPAIR SRVCS- EQUIP	1,000	.00	1,000.00	.00	.00	1,000.00	.0%
535500 TRAVEL	500	.00	500.00	.00	.00	500.00	.0%
542900 INSTRUCTIONAL SUPP & MATER	165,350	4,000.00	169,350.00	73,147.42	33,561.65	62,640.93	63.0%
544800 T&I CONSTRUCTION MATERIALS	75,000	.00	75,000.00	75,000.00	.00	.00	100.0%
573000 VOCATIONAL INSTRUCTION EQU	80,000	60,000.00	140,000.00	55,627.69	7,588.71	76,783.60	45.2%
TOTAL VOCATIONAL EDUCATION PRO	5,054,108	64,000.00	5,118,108.00	1,826,177.49	41,150.36	3,250,780.15	36.5%
72110 ATTENDANCE							
510500 SUPERVISOR/DIRECTOR	177,239	.00	177,239.00	88,620.02	.00	88,618.98	50.0%
511700 CAREER LADDER PROGRAM	4,000	.00	4,000.00	2,333.30	.00	1,666.70	58.3%
513400 PUPIL PERSONNEL	387,312	.00	387,312.00	135,407.99	.00	251,904.01	35.0%
516100 SECRETARY(S)	36,363	.00	36,363.00	18,287.57	.00	18,075.43	50.3%
520100 SOCIAL SECURITY	37,505	.00	37,505.00	14,368.88	.00	23,136.12	38.3%
520400 STATE RETIREMENT	56,422	.00	56,422.00	22,677.01	.00	33,744.99	40.2%
520600 LIFE INSURANCE	727	.00	727.00	254.40	.00	472.60	35.0%
520700 MEDICAL INSURANCE	87,652	.00	87,652.00	38,591.10	.00	49,060.90	44.0%
521200 EMPLOYER MEDICARE	8,771	.00	8,771.00	3,360.49	.00	5,410.51	38.3%
532000 DUES AND MEMBERSHIPS	100	.00	100.00	.00	.00	100.00	.0%
535500 TRAVEL	7,000	.00	7,000.00	2,199.10	.00	4,800.90	31.4%
543500 OFFICE SUPPLIES	4,400	.00	4,400.00	2,310.82	.00	2,089.18	52.5%
549900 OTHER SUPPLIES AND MATERIA	5,500	.00	5,500.00	1,475.12	.00	4,024.88	26.8%
552400 IN SERVICE/STAFF DEVELOPME	7,000	.00	7,000.00	1,909.26	.00	5,090.74	27.3%
TOTAL ATTENDANCE	819,991	.00	819,991.00	331,795.06	.00	488,195.94	40.5%
72120 HEALTH SERVICES							
513100 MEDICAL PERSONNEL	1,104,130	.00	1,104,130.00	446,798.28	.00	657,331.72	40.5%
516800 TEMPORARY PERSONNEL	61,199	.00	61,199.00	25,946.61	.00	35,252.39	42.4%
518700 OVERTIME PAY	200	.00	200.00	162.54	.00	37.46	81.3%
520100 SOCIAL SECURITY	72,262	.00	72,262.00	27,729.73	.00	44,532.27	38.4%
520400 STATE RETIREMENT	152,619	.00	152,619.00	48,496.77	.00	104,122.23	31.8%
520600 LIFE INSURANCE	1,579	.00	1,579.00	610.46	.00	968.54	38.7%
520700 MEDICAL INSURANCE	184,067	.00	184,067.00	80,163.14	.00	103,903.86	43.6%
521200 EMPLOYER MEDICARE	16,900	.00	16,900.00	6,485.16	.00	10,414.84	38.4%
539900 OTHER CONTRACTED SERVICES	1,000	.00	1,000.00	990.00	.00	10.00	99.0%
549900 OTHER SUPPLIES AND MATERIA	29,395	.00	29,395.00	11,231.49	1,281.77	16,881.74	42.6%
573500 HEALTH EQUIPMENT	2,000	.00	2,000.00	176.00	.00	1,824.00	8.8%
TOTAL HEALTH SERVICES	1,625,351	.00	1,625,351.00	648,790.18	1,281.77	975,279.05	40.0%

03/01/2017 11:42  
MUNISReports

CLARKSVILLE-MONTGOMERY CO. SCHOOL SYSTEM  
Y-T-D BUDGET REPORT 12-31-16 EXPENSES

P 4  
glytdbud

FOR 2017 06

ACCOUNTS FOR: 141	GENERAL PURPOSE SCHOOL	ORIGINAL APPROP	TRANFRS/ ADJSTMTS	REVISED BUDGET	YTD EXPENDED	ENCUMBRANCES	AVAILABLE BUDGET	PCT USED
<b>72130 OTHER STUDENT SUPPORT</b>								
511700	CAREER LADDER PROGRAM	15,500	.00	15,500.00	5,333.24	.00	10,166.76	34.4%
512300	GUIDANCE PERSONNEL	3,775,188	.00	3,775,188.00	1,253,795.93	.00	2,521,392.07	33.2%
513000	SOCIAL WORKERS	228,960	.00	228,960.00	78,597.64	.00	150,362.36	34.3%
514000	SALARY SUPPLEMENTS	1,454,148	.00	1,454,148.00	601,049.98	.00	853,098.02	41.3%
516200	CLERICAL PERSONNEL	308,102	.00	308,102.00	124,192.99	.00	183,909.01	40.3%
516300	EDUCATIONAL ASSISTANTS	166,414	.00	166,414.00	66,307.79	.00	100,106.21	39.8%
518700	OVERTIME PAY	1,292	.00	1,292.00	371.38	.00	920.62	28.7%
518900	OTHER SALARIES & WAGES	30,490	.00	30,490.00	6,982.85	.00	23,507.15	22.9%
520100	SOCIAL SECURITY	370,766	.00	370,766.00	126,303.36	.00	244,462.64	34.1%
520400	STATE RETIREMENT	564,802	.00	564,802.00	191,303.70	.00	373,498.30	33.9%
520600	LIFE INSURANCE	6,623	.00	6,623.00	2,281.26	.00	4,341.74	34.4%
520700	MEDICAL INSURANCE	800,821	.00	800,821.00	315,933.46	.00	484,887.54	39.5%
521200	EMPLOYER MEDICARE	86,711	.00	86,711.00	29,606.79	.00	57,104.21	34.1%
532200	EVALUATION AND TESTING	260,182	.00	260,182.00	175,057.20	.00	85,124.80	67.3%
539900	OTHER CONTRACTED SERVICES	17,046	.00	17,046.00	488.00	.00	16,558.00	2.9%
542900	INSTRUCTIONAL SUPP & MATER	1,200	-1,200.00	.00	.00	560.00	-560.00	100.0%
TOTAL OTHER STUDENT SUPPORT		8,088,245	-1,200.00	8,087,045.00	2,977,605.57	560.00	5,108,879.43	36.8%
<b>72210 REGULAR INSTRUCTION SUPPORT</b>								
510500	SUPERVISOR/DIRECTOR	1,561,844	.00	1,561,844.00	797,549.27	.00	764,294.73	51.1%
511700	CAREER LADDER PROGRAM	33,000	.00	33,000.00	13,666.24	.00	19,333.76	41.4%
512900	LIBRARIANS	2,599,776	.00	2,599,776.00	851,100.78	.00	1,748,675.22	32.7%
513800	INSTRUCTIONAL COMPUTER PER	1,719,631	34,820.00	1,754,451.00	1,014,056.84	.00	740,394.16	57.8%
514000	SALARY SUPPLEMENTS	406,575	.00	406,575.00	175,627.50	.00	230,947.50	43.2%
516100	SECRETARY(S)	159,897	.00	159,897.00	79,892.78	.00	80,004.22	50.0%
516200	CLERICAL PERSONNEL	36,234	.00	36,234.00	18,116.85	.00	18,117.15	50.0%
516300	EDUCATIONAL ASSISTANTS	773,877	.00	773,877.00	330,058.78	.00	443,818.22	42.7%
516800	TEMPORARY PERSONNEL	1,000	.00	1,000.00	.00	.00	1,000.00	.0%
518700	OVERTIME PAY	500	.00	500.00	203.70	.00	296.30	40.7%
518900	OTHER SALARIES & WAGES	1,005,737	.00	1,005,737.00	355,595.79	.00	650,141.21	35.4%
519600	IN-SERVICE TRAINING	15,955	.00	15,955.00	9,707.86	.00	6,247.14	60.8%
520100	SOCIAL SECURITY	515,471	2,159.00	517,630.00	216,102.09	.00	301,527.91	41.7%
520400	STATE RETIREMENT	844,519	4,816.00	849,335.00	372,851.44	.00	476,483.56	43.9%
520600	LIFE INSURANCE	7,707	62.00	7,769.00	3,497.12	.00	4,271.88	45.0%
520700	MEDICAL INSURANCE	1,154,904	11,609.00	1,166,513.00	535,463.68	.00	631,049.32	45.9%
521200	EMPLOYER MEDICARE	120,555	505.00	121,060.00	50,733.55	.00	70,326.45	41.9%

03/01/2017 11:42  
MUNISReports

CLARKSVILLE-MONTGOMERY CO. SCHOOL SYSTEM  
Y-T-D BUDGET REPORT 12-31-16 EXPENSES

IP 5  
glytdbud

FOR 2017 06

ACCOUNTS FOR: 141 GENERAL PURPOSE SCHOOL	ORIGINAL APPROP	TRANFRS/ ADJSTMTS	REVISED BUDGET	YTD EXPENDED	ENCUMBRANCES	AVAILABLE BUDGET	PCT USED
532000 DUES AND MEMBERSHIPS	42,959	.00	42,959.00	36,382.02	.00	6,576.98	84.7%
535500 TRAVEL	13,900	.00	13,900.00	4,598.43	.00	9,301.57	33.1%
539900 OTHER CONTRACTED SERVICES	71,010	1,990.00	73,000.00	31,187.17	38,052.50	3,760.33	94.8%
542500 GASOLINE	1,500	.00	1,500.00	104.85	.00	1,395.15	7.0%
543200 LIBRARY BOOKS/MEDIA	348,981	.00	348,981.00	241,486.70	.00	107,494.30	69.2%
543500 OFFICE SUPPLIES	15,000	.00	15,000.00	4,841.18	.00	10,158.82	32.3%
543700 PERIODICALS	38,000	.00	38,000.00	38,000.00	.00	.00	100.0%
549900 OTHER SUPPLIES AND MATERIA	580,782	.00	580,782.00	401,647.40	.00	179,134.60	69.2%
552400 IN SERVICE/STAFF DEVELOPME	227,772	.00	227,772.00	123,482.87	4,582.00	99,707.13	56.2%
559900 OTHER CHARGES	19,000	1,500.00	20,500.00	15,535.59	.00	4,964.41	75.8%
572200 REGULAR INSTRUCTION EQUIPM	10,000	.00	10,000.00	436.16	.00	9,563.84	4.4%
TOTAL REGULAR INSTRUCTION SUPP	12,326,086	57,461.00	12,383,547.00	5,721,926.64	42,634.50	6,618,985.86	46.6%
72215 ALTERNATIVE INSTRUCT SUPPORT							
516200 CLERICAL PERSONNEL	23,109	.00	23,109.00	8,384.26	.00	14,724.74	36.3%
520100 SOCIAL SECURITY	1,433	.00	1,433.00	519.28	.00	913.72	36.2%
520400 STATE RETIREMENT	3,194	.00	3,194.00	208.09	.00	2,985.91	6.5%
520600 LIFE INSURANCE	39	.00	39.00	9.60	.00	29.40	24.6%
520700 MEDICAL INSURANCE	5,921	.00	5,921.00	.00	.00	5,921.00	.0%
521200 EMPLOYER MEDICARE	335	.00	335.00	121.45	.00	213.55	36.3%
TOTAL ALTERNATIVE INSTRUCT SUP	34,031	.00	34,031.00	9,242.68	.00	24,788.32	27.2%
72220 SPECIAL EDUCATION SUPPORT							
510500 SUPERVISOR/DIRECTOR	95,106	.00	95,106.00	48,504.01	.00	46,601.99	51.0%
511700 CAREER LADDER PROGRAM	10,000	.00	10,000.00	3,999.96	.00	6,000.04	40.0%
512400 PSYCHOLOGICAL PERSONNEL	951,831	-62,690.00	889,141.00	482,374.84	.00	406,766.16	54.3%
516100 SECRETARY(S)	57,139	.00	57,139.00	27,497.69	.00	29,641.31	48.1%
516200 CLERICAL PERSONNEL	55,462	.00	55,462.00	24,416.59	.00	31,045.41	44.0%
518900 OTHER SALARIES & WAGES	1,079,016	.00	1,079,016.00	480,941.83	.00	598,074.17	44.6%
520100 SOCIAL SECURITY	139,410	-3,887.00	135,523.00	63,941.76	.00	71,581.24	47.2%
520400 STATE RETIREMENT	212,149	-5,642.00	206,507.00	100,725.96	.00	105,781.04	48.8%
520600 LIFE INSURANCE	1,973	.00	1,973.00	946.15	.00	1,026.85	48.0%
520700 MEDICAL INSURANCE	320,602	.00	320,602.00	132,821.69	.00	187,780.31	41.4%
521200 EMPLOYER MEDICARE	32,604	-909.00	31,695.00	14,954.09	.00	16,740.91	47.2%
530600 BANK CHARGES	0	.00	.00	628.79	.00	-628.79	100.0%
532000 DUES AND MEMBERSHIPS	1,800	.00	1,800.00	100.00	.00	1,700.00	5.6%

03/01/2017 11:42  
MUNISReports

CLARKSVILLE-MONTGOMERY CO. SCHOOL SYSTEM  
Y-T-D BUDGET REPORT 12-31-16 EXPENSES

P 6  
glytdbud

FOR 2017 06

ACCOUNTS FOR: 141 GENERAL PURPOSE SCHOOL	ORIGINAL APPROP	TRANFRS/ ADJUSTMTS	REVISED BUDGET	YTD EXPENDED	ENCUMBRANCES	AVAILABLE BUDGET	PCT USED
535500 TRAVEL	29,000	.00	29,000.00	9,694.84	.00	19,305.16	33.4%
539900 OTHER CONTRACTED SERVICES	13,000	83,160.00	96,160.00	53,009.30	33,008.45	10,142.25	89.5%
543500 OFFICE SUPPLIES	9,250	.00	9,250.00	3,406.56	26.30	5,817.14	37.1%
549900 OTHER SUPPLIES AND MATERIA	80,539	.00	80,539.00	34,753.61	7,255.20	38,530.19	52.2%
552400 IN SERVICE/STAFF DEVELOPME	20,500	.00	20,500.00	3,744.93	.00	16,755.07	18.3%
579000 OTHER EQUIPMENT	500	.00	500.00	.00	.00	500.00	.0%
TOTAL SPECIAL EDUCATION SUPPOR	3,109,881	10,032.00	3,119,913.00	1,486,462.60	40,289.95	1,593,160.45	48.9%
72230 VOCATIONAL EDUCATION SUPPORT							
510500 SUPERVISOR/DIRECTOR	74,649	.00	74,649.00	37,324.02	.00	37,324.98	50.0%
516100 SECRETARY(S)	17,479	.00	17,479.00	8,741.15	.00	8,737.85	50.0%
520100 SOCIAL SECURITY	5,712	.00	5,712.00	2,767.43	.00	2,944.57	48.4%
520400 STATE RETIREMENT	9,164	.00	9,164.00	4,583.04	.00	4,580.96	50.0%
520600 LIFE INSURANCE	83	.00	83.00	39.84	.00	43.16	48.0%
520700 MEDICAL INSURANCE	11,609	.00	11,609.00	5,804.05	.00	5,804.95	50.0%
521200 EMPLOYER MEDICARE	1,335	.00	1,335.00	647.22	.00	687.78	48.5%
543500 OFFICE SUPPLIES	1,000	.00	1,000.00	527.48	.00	472.52	52.7%
552400 IN SERVICE/STAFF DEVELOPME	1,600	.00	1,600.00	1,547.07	.00	52.93	96.7%
TOTAL VOCATIONAL EDUCATION SUP	122,631	.00	122,631.00	61,981.30	.00	60,649.70	50.5%
72250 TECHNOLOGY							
510500 SUPERVISOR/DIRECTOR	408,436	.00	408,436.00	204,217.04	.00	204,218.96	50.0%
512000 COMPUTER PROGRAMMER(S)	353,995	.00	353,995.00	176,997.08	.00	176,997.92	50.0%
514000 SALARY SUPPLEMENTS	40,000	.00	40,000.00	4,788.58	.00	35,211.42	12.0%
516100 SECRETARY(S)	69,327	-34,820.00	34,507.00	17,769.61	.00	16,737.39	51.5%
516800 TEMPORARY PERSONNEL	0	.00	.00	22,225.50	.00	-22,225.50	100.0%
518700 OVERTIME PAY	0	.00	.00	878.64	.00	-878.64	100.0%
518900 OTHER SALARIES & WAGES	365,129	.00	365,129.00	63,230.40	.00	301,898.60	17.3%
520100 SOCIAL SECURITY	76,687	-2,159.00	74,528.00	28,933.03	.00	45,594.97	38.8%
520400 STATE RETIREMENT	170,938	-4,816.00	166,122.00	61,252.69	.00	104,869.31	36.9%
520600 LIFE INSURANCE	980	-62.00	918.00	381.12	.00	536.88	41.5%
520700 MEDICAL INSURANCE	152,494	-11,609.00	140,885.00	53,873.29	.00	87,011.71	38.2%
521200 EMPLOYER MEDICARE	17,934	-505.00	17,429.00	6,896.78	.00	10,532.22	39.6%
532000 DUES AND MEMBERSHIPS	1,200	.00	1,200.00	.00	.00	1,200.00	.0%
533000 OPERATING LEASE PAYMENTS	3,843,000	.00	3,843,000.00	3,108,231.30	.00	734,768.70	80.9%
535000 INTERNET CONNECTIVITY	26,400	378,000.00	404,400.00	148,280.00	.00	256,120.00	36.7%

03/01/2017 11:42  
MUNISReports

CLARKSVILLE-MONTGOMERY CO. SCHOOL SYSTEM  
Y-T-D BUDGET REPORT 12-31-16 EXPENSES

P 7  
glytdbud

FOR 2017 06

ACCOUNTS FOR: 141 GENERAL PURPOSE SCHOOL	ORIGINAL APPROP	TRANFRS/ ADJUSTMTS	REVISED BUDGET	YTD EXPENDED	ENCUMBRANCES	AVAILABLE BUDGET	PCT USED
535500 TRAVEL	34,000	.00	34,000.00	15,912.50	.00	18,087.50	46.8%
539900 OTHER CONTRACTED SERVICES	667,353	.00	667,353.00	432,277.55	61,280.34	173,795.11	74.0%
541100 DATA PROCESSING SUPPLIES	629,243	.00	629,243.00	120,676.19	43,961.87	464,604.94	26.2%
542200 FOOD SUPPLIES	0	.00	.00	76.61	.00	-76.61	100.0%
543500 OFFICE SUPPLIES	1,500	.00	1,500.00	.00	.00	1,500.00	.0%
547000 CABLING	500,000	.00	500,000.00	178,877.12	106,122.88	215,000.00	57.0%
547100 SOFTWARE	1,310,000	.00	1,310,000.00	401,862.12	.00	908,137.88	30.7%
549900 OTHER SUPPLIES AND MATERIA	73,000	.00	73,000.00	20.00	.00	72,980.00	.0%
552400 IN SERVICE/STAFF DEVELOPME	20,000	.00	20,000.00	9,245.62	.00	10,754.38	46.2%
570900 DATA PROCESSING EQUIPMENT	375,000	.00	375,000.00	16,297.34	.00	358,702.66	4.3%
579000 OTHER EQUIPMENT	550,000	.00	550,000.00	113,950.90	59,400.00	376,649.10	31.5%
TOTAL TECHNOLOGY	9,686,616	324,029.00	10,010,645.00	5,187,151.01	270,765.09	4,552,728.90	54.5%
72260 ADULT EDUCATION SUPPORT							
510500 SUPERVISOR/DIRECTOR	80,984	.00	80,984.00	40,491.45	.00	40,492.55	50.0%
511700 CAREER LADDER PROGRAM	1,000	.00	1,000.00	499.98	.00	500.02	50.0%
512300 GUIDANCE PERSONNEL	30,800	.00	30,800.00	14,628.60	.00	16,171.40	47.5%
518900 OTHER SALARIES & WAGES	59,728	.00	59,728.00	19,898.68	.00	39,829.32	33.3%
520100 SOCIAL SECURITY	10,696	.00	10,696.00	4,658.15	.00	6,037.85	43.6%
520400 STATE RETIREMENT	15,594	.00	15,594.00	5,504.44	.00	10,089.56	35.3%
520600 LIFE INSURANCE	83	.00	83.00	56.16	.00	26.84	67.7%
521200 EMPLOYER MEDICARE	2,502	.00	2,502.00	1,089.42	.00	1,412.58	43.5%
TOTAL ADULT EDUCATION SUPPORT	201,387	.00	201,387.00	86,826.88	.00	114,560.12	43.1%
72310 BOARD OF EDUCATION							
511800 SECRETARY TO BOARD	22,475	.00	22,475.00	11,237.17	.00	11,237.83	50.0%
519100 BOARD & COMMITTEE MEMB FEE	38,600	.00	38,600.00	18,900.00	.00	19,700.00	49.0%
520100 SOCIAL SECURITY	3,786	.00	3,786.00	1,741.80	.00	2,044.20	46.0%
520400 STATE RETIREMENT	3,106	.00	3,106.00	1,554.02	.00	1,551.98	50.0%
520600 LIFE INSURANCE	32	.00	32.00	8.64	.00	23.36	27.0%
520700 MEDICAL INSURANCE	5,804	.00	5,804.00	2,611.80	.00	3,192.20	45.0%
520900 DISABILITY INSURANCE	547,000	.00	547,000.00	194,088.81	.00	352,911.19	35.5%
521000 UNEMPLOYMENT COMPENSATION	70,000	.00	70,000.00	4,540.38	.00	65,459.62	6.5%
521200 EMPLOYER MEDICARE	886	.00	886.00	422.60	.00	463.40	47.7%
529900 OTHER FRINGE BENEFITS	550,700	.00	550,700.00	319,367.42	.00	231,332.58	58.0%
530500 AUDIT SERVICES	74,675	2,075.00	76,750.00	76,750.00	.00	.00	100.0%

03/01/2017 11:42  
MUNISReports

CLARKSVILLE-MONTGOMERY CO. SCHOOL SYSTEM  
Y-T-D BUDGET REPORT 12-31-16 EXPENSES

P 8  
glytdbud

FOR 2017 06

ACCOUNTS FOR: 141	GENERAL PURPOSE SCHOOL	ORIGINAL APPROP	TRANFRS/ ADJSTMTS	REVISED BUDGET	YTD EXPENDED	ENCUMBRANCES	AVAILABLE BUDGET	PCT USED
532000	DUES AND MEMBERSHIPS	33,500	.00	33,500.00	30,024.00	.00	3,476.00	89.6%
533100	LEGAL SERVICES	50,000	.00	50,000.00	25,981.36	.00	24,018.64	52.0%
550600	LIABILITY INSURANCE	225,727	1,273.00	227,000.00	131,261.00	.00	95,739.00	57.8%
550800	PREMIUMS ON CORP SURETY BO	2,620	378.00	2,998.00	2,998.00	.00	.00	100.0%
551000	TRUSTEE'S COMMISSION	1,200,000	.00	1,200,000.00	594,566.54	.00	605,433.46	49.5%
551300	WORKER'S COMP INSURANCE	200,000	.00	200,000.00	69,683.56	.00	130,316.44	34.8%
551500	LIABILITY CLAIMS	250,000	.00	250,000.00	77,655.94	.00	172,344.06	31.1%
551600	OTHER SELF-INSURED CLAIMS	100,000	.00	100,000.00	67,623.04	.00	32,376.96	67.6%
552400	IN SERVICE/STAFF DEVELOPME	15,000	.00	15,000.00	3,527.41	.00	11,472.59	23.5%
553300	CRIMINAL INVEST OF APPLIC-	62,000	.00	62,000.00	25,771.36	35,934.79	293.85	99.5%
559900	OTHER CHARGES	25,500	.00	25,500.00	-10,968.20	.00	36,468.20	-43.0%
TOTAL BOARD OF EDUCATION		3,481,411	3,726.00	3,485,137.00	1,649,346.65	35,934.79	1,799,855.56	48.4%
72320 DIRECTOR OF SCHOOLS								
510100	DIRECTOR OF SCHOOLS	183,466	.00	183,466.00	88,168.11	.00	95,297.89	48.1%
511700	CAREER LADDER PROGRAM	1,000	.00	1,000.00	1,000.00	.00	.00	100.0%
513700	EDUCATION MEDIA PERSONNEL	97,414	.00	97,414.00	56,718.10	.00	40,695.90	58.2%
516100	SECRETARY(S)	22,475	.00	22,475.00	11,237.24	.00	11,237.76	50.0%
516200	CLERICAL PERSONNEL	185,999	.00	185,999.00	93,011.89	.00	92,987.11	50.0%
516800	TEMPORARY PERSONNEL	3,000	.00	3,000.00	.00	.00	3,000.00	.0%
518700	OVERTIME PAY	200	.00	200.00	.00	.00	200.00	.0%
518900	OTHER SALARIES & WAGES	181,805	.00	181,805.00	90,852.96	.00	90,952.04	50.0%
520100	SOCIAL SECURITY	41,873	.00	41,873.00	16,751.56	.00	25,121.44	40.0%
520400	STATE RETIREMENT	83,443	.00	83,443.00	39,663.32	.00	43,779.68	47.5%
520600	LIFE INSURANCE	518	.00	518.00	237.12	.00	280.88	45.8%
520700	MEDICAL INSURANCE	82,316	.00	82,316.00	55,195.89	.00	27,120.11	67.1%
521200	EMPLOYER MEDICARE	9,794	.00	9,794.00	4,718.39	.00	5,075.61	48.2%
530200	ADVERTISING	500	.00	500.00	.00	.00	500.00	.0%
532000	DUES AND MEMBERSHIPS	11,185	.00	11,185.00	9,473.00	.00	1,712.00	84.7%
534800	POSTAL CHARGES	60,000	.00	60,000.00	24,846.16	.00	35,153.84	41.4%
535500	TRAVEL	2,000	.00	2,000.00	361.43	.00	1,638.57	18.1%
539900	OTHER CONTRACTED SERVICES	70,300	.00	70,300.00	15,438.85	.00	54,861.15	22.0%
541400	DUPLICATING SUPPLIES	45,000	.00	45,000.00	7,874.29	.00	37,125.71	17.5%
542200	FOOD SUPPLIES	3,000	.00	3,000.00	.00	.00	3,000.00	.0%
543500	OFFICE SUPPLIES	4,750	.00	4,750.00	1,314.82	.00	3,435.18	27.7%
543700	PERIODICALS	516	.00	516.00	367.49	.00	148.51	71.2%
549900	OTHER SUPPLIES AND MATERIA	8,200	.00	8,200.00	4,338.46	.00	3,861.54	52.9%
552400	IN SERVICE/STAFF DEVELOPME	20,849	.00	20,849.00	8,833.83	.00	12,015.17	42.4%
579000	OTHER EQUIPMENT	23,189	.00	23,189.00	19,437.91	1,398.00	2,353.09	89.9%
TOTAL DIRECTOR OF SCHOOLS		1,142,792	.00	1,142,792.00	549,840.82	1,398.00	591,553.18	48.2%



FOR 2017 06

ACCOUNTS FOR: 141	GENERAL PURPOSE SCHOOL	ORIGINAL APPROP	TRANFRS/ ADJSTMTS	REVISED BUDGET	YTD EXPENDED	ENCUMBRANCES	AVAILABLE BUDGET	PCT USED
<b>72410 OFFICE OF THE PRINCIPAL</b>								
510400	PRINCIPALS	3,638,734	.00	3,638,734.00	1,862,562.38	.00	1,776,171.62	51.2%
511700	CAREER LADDER PROGRAM	39,000	.00	39,000.00	15,082.97	.00	23,917.03	38.7%
511900	ACCOUNTANTS/BOOKKEEPERS	1,663,219	.00	1,663,219.00	739,257.00	.00	923,962.00	44.4%
513900	ASSISTANT PRINCIPALS	4,734,810	.00	4,734,810.00	2,377,892.90	.00	2,356,917.10	50.2%
516200	CLERICAL PERSONNEL	2,360,415	.00	2,360,415.00	1,065,480.14	.00	1,294,934.86	45.1%
516800	TEMPORARY PERSONNEL	4,500	.00	4,500.00	4,394.25	.00	105.75	97.7%
518700	OVERTIME PAY	2,000	.00	2,000.00	533.42	.00	1,466.58	26.7%
520100	SOCIAL SECURITY	771,447	.00	771,447.00	359,055.77	.00	412,391.23	46.5%
520400	STATE RETIREMENT	1,317,459	.00	1,317,459.00	617,763.00	.00	699,696.00	46.9%
520600	LIFE INSURANCE	12,077	.00	12,077.00	5,559.90	.00	6,517.10	46.0%
520700	MEDICAL INSURANCE	2,242,209	.00	2,242,209.00	1,121,733.40	.00	1,120,475.60	50.0%
521200	EMPLOYER MEDICARE	180,420	.00	180,420.00	84,001.96	.00	96,418.04	46.6%
532000	DUES AND MEMBERSHIPS	9,000	.00	9,000.00	9,000.00	.00	.00	100.0%
539900	OTHER CONTRACTED SERVICES	27,533	.00	27,533.00	4,914.00	.00	22,619.00	17.8%
552400	IN SERVICE/STAFF DEVELOPME	40,000	.00	40,000.00	39,000.00	.00	1,000.00	97.5%
570100	ADMINISTRATIVE EQUIPMENT	25,000	.00	25,000.00	6,415.00	.00	18,585.00	25.7%
TOTAL OFFICE OF THE PRINCIPAL		17,067,823	.00	17,067,823.00	8,312,646.09	.00	8,755,176.91	48.7%
<b>72510 FISCAL SERVICES</b>								
510500	SUPERVISOR/DIRECTOR	490,137	.00	490,137.00	245,068.03	.00	245,068.97	50.0%
511900	ACCOUNTANTS/BOOKKEEPERS	869,139	.00	869,139.00	415,693.05	.00	453,445.95	47.8%
516800	TEMPORARY PERSONNEL	25,300	.00	25,300.00	8,736.72	.00	16,563.28	34.5%
518700	OVERTIME PAY	5,200	.00	5,200.00	4,020.95	.00	1,179.05	77.3%
518900	OTHER SALARIES & WAGES	543,439	.00	543,439.00	257,308.91	.00	286,130.09	47.3%
520100	SOCIAL SECURITY	119,860	.00	119,860.00	54,113.09	.00	65,746.91	45.1%
520400	STATE RETIREMENT	267,170	.00	267,170.00	126,731.12	.00	140,438.88	47.4%
520600	LIFE INSURANCE	1,583	.00	1,583.00	677.28	.00	905.72	42.8%
520700	MEDICAL INSURANCE	306,985	.00	306,985.00	143,095.85	.00	163,889.15	46.6%
521200	EMPLOYER MEDICARE	28,032	.00	28,032.00	12,824.05	.00	15,207.95	45.7%
530600	BANK CHARGES	10,000	.00	10,000.00	1,393.48	.00	8,606.52	13.9%
532000	DUES AND MEMBERSHIPS	1,285	.00	1,285.00	.00	.00	1,285.00	.0%
532900	LAUNDRY SERVICE	2,000	.00	2,000.00	893.80	.00	1,106.20	44.7%
535500	TRAVEL	1,000	.00	1,000.00	286.41	.00	713.59	28.6%
539900	OTHER CONTRACTED SERVICES	26,000	.00	26,000.00	32,474.57	.00	-6,474.57	124.9%
542500	GASOLINE	14,000	.00	14,000.00	3,170.87	.00	10,829.13	22.6%
543500	OFFICE SUPPLIES	23,700	.00	23,700.00	12,290.84	167.60	11,241.56	52.6%

## FOR 2017 06

ACCOUNTS FOR: 141 GENERAL PURPOSE SCHOOL	ORIGINAL APPROP	TRANFRS/ ADJSTMTS	REVISED BUDGET	YTD EXPENDED	ENCUMBRANCES	AVAILABLE BUDGET	PCT USED
549900 OTHER SUPPLIES AND MATERIA	1,800	.00	1,800.00	.00	.00	1,800.00	.0%
552400 IN SERVICE/STAFF DEVELOPME	14,700	.00	14,700.00	2,829.28	12,750.00	-879.28	106.0%
TOTAL FISCAL SERVICES	2,751,330	.00	2,751,330.00	1,321,608.30	12,917.60	1,416,804.10	48.5%
72520 HUMAN RESOURCES							
510500 SUPERVISOR/DIRECTOR	551,301	.00	551,301.00	279,420.45	.00	271,880.55	50.7%
516100 SECRETARY(S)	685,717	.00	685,717.00	306,743.84	.00	378,973.16	44.7%
518700 OVERTIME PAY	6,000	.00	6,000.00	3,914.14	.00	2,085.86	65.2%
518900 OTHER SALARIES & WAGES	47,000	.00	47,000.00	31,371.50	.00	15,628.50	66.7%
519900 OTHER PER DIEM & FEES	323,500	.00	323,500.00	102,311.80	.00	221,188.20	31.6%
520100 SOCIAL SECURITY	100,039	.00	100,039.00	42,373.80	.00	57,665.20	42.4%
520400 STATE RETIREMENT	207,524	.00	207,524.00	88,572.58	.00	118,951.42	42.7%
520600 LIFE INSURANCE	1,178	.00	1,178.00	443.52	.00	734.48	37.7%
520700 MEDICAL INSURANCE	185,763	.00	185,763.00	89,901.43	.00	95,861.57	48.4%
521200 EMPLOYER MEDICARE	23,397	.00	23,397.00	10,117.02	.00	13,279.98	43.2%
530200 ADVERTISING	6,000	.00	6,000.00	2,684.92	.00	3,315.08	44.7%
532000 DUES AND MEMBERSHIPS	6,317	.00	6,317.00	2,341.50	.00	3,975.50	37.1%
535500 TRAVEL	19,600	.00	19,600.00	4,814.42	.00	14,785.58	24.6%
539900 OTHER CONTRACTED SERVICES	28,300	.00	28,300.00	112.00	2,088.00	26,100.00	7.8%
543500 OFFICE SUPPLIES	14,000	.00	14,000.00	8,599.40	87.08	5,313.52	62.0%
549900 OTHER SUPPLIES AND MATERIA	27,900	.00	27,900.00	10,431.75	199.99	17,268.26	38.1%
552400 IN SERVICE/STAFF DEVELOPME	28,050	.00	28,050.00	13,345.00	.00	14,705.00	47.6%
570100 ADMINISTRATIVE EQUIPMENT	500	.00	500.00	154.99	.00	345.01	31.0%
579000 OTHER EQUIPMENT	360,000	.00	360,000.00	95,941.75	138,549.00	125,509.25	65.1%
TOTAL HUMAN RESOURCES	2,622,086	.00	2,622,086.00	1,093,595.81	140,924.07	1,387,566.12	47.1%
72610 OPERATION OF PLANT							
510500 SUPERVISOR/DIRECTOR	299,788	.00	299,788.00	149,894.50	.00	149,893.50	50.0%
514000 SALARY SUPPLEMENTS	36,867	.00	36,867.00	11,958.20	.00	24,908.80	32.4%
514100 FOREMEN	39,586	.00	39,586.00	19,988.80	.00	19,597.20	50.5%
516100 SECRETARY(S)	31,281	.00	31,281.00	15,790.04	.00	15,490.96	50.5%
516600 CUSTODIAL PERSONNEL	4,973,166	.00	4,973,166.00	2,393,634.04	.00	2,579,531.96	48.1%
518700 OVERTIME PAY	10,000	.00	10,000.00	5,558.68	.00	4,441.32	55.6%
520100 SOCIAL SECURITY	334,222	.00	334,222.00	151,978.09	.00	182,243.91	45.5%
520400 STATE RETIREMENT	744,994	.00	744,994.00	333,949.22	.00	411,044.78	44.8%
520600 LIFE INSURANCE	10,376	.00	10,376.00	3,182.78	.00	7,193.22	30.7%

FOR 2017 06

ACCOUNTS FOR: 141 GENERAL PURPOSE SCHOOL	ORIGINAL APPROP	TRANFRS/ ADJSTMTS	REVISED BUDGET	YTD EXPENDED	ENCUMBRANCES	AVAILABLE BUDGET	PCT USED
520700 MEDICAL INSURANCE	1,468,948	.00	1,468,948.00	655,783.17	.00	813,164.83	44.6%
521200 EMPLOYER MEDICARE	78,166	.00	78,166.00	35,542.83	.00	42,623.17	45.5%
532000 DUES AND MEMBERSHIPS	150	.00	150.00	.00	.00	150.00	.0%
532200 EVALUATION AND TESTING	11,000	.00	11,000.00	3,166.00	3,834.00	4,000.00	63.6%
532900 LAUNDRY SERVICE	56,515	.00	56,515.00	26,257.00	.00	30,258.00	46.5%
533300 LICENSES	12,000	.00	12,000.00	209.00	.00	11,791.00	1.7%
535900 GARBAGE DISPOSAL FEES	76,000	.00	76,000.00	17,169.62	58,558.34	272.04	99.6%
539900 OTHER CONTRACTED SERVICES	238,000	.00	238,000.00	91,962.34	35,891.94	110,145.72	53.7%
541000 CUSTODIAL SUPPLIES	379,803	.00	379,803.00	253,778.31	1,163.72	124,860.97	67.1%
541500 ELECTRICITY	6,000,000	.00	6,000,000.00	2,711,955.87	.00	3,288,044.13	45.2%
542000 FERTILIZER, LIME, AND SEED	42,000	.00	42,000.00	35,740.00	.00	6,260.00	85.1%
542300 FUEL OIL	21,000	.00	21,000.00	1,486.55	.00	19,513.45	7.1%
543400 NATURAL GAS	611,000	.00	611,000.00	26,541.98	.00	584,458.02	4.3%
543500 OFFICE SUPPLIES	5,000	.00	5,000.00	61.07	.00	4,938.93	1.2%
545400 WATER AND SEWER	750,000	.00	750,000.00	335,976.31	.00	414,023.69	44.8%
545600 GRAVEL AND CHERT	25,000	.00	25,000.00	7,495.00	1,499.00	16,006.00	36.0%
549900 OTHER SUPPLIES AND MATERIA	40,000	.00	40,000.00	9,102.85	.00	30,897.15	22.8%
550200 BUILDING AND CONTENTS INSU	474,067	-36,529.00	437,538.00	437,538.00	.00	.00	100.0%
552400 IN SERVICE/STAFF DEVELOPME	5,000	.00	5,000.00	490.00	.00	4,510.00	9.8%
571100 FURNITURE AND FIXTURES	50,000	.00	50,000.00	21,005.05	3,360.00	25,634.95	48.7%
572000 PLANT OPERATION EQUIPMENT	12,000	.00	12,000.00	.00	.00	12,000.00	.0%
TOTAL OPERATION OF PLANT	16,835,929	-36,529.00	16,799,400.00	7,757,195.30	104,307.00	8,937,897.70	46.8%
72620 MAINTENANCE OF PLANT							
510500 SUPERVISOR/DIRECTOR	79,216	.00	79,216.00	39,608.48	.00	39,607.52	50.0%
514100 FOREMEN	58,061	.00	58,061.00	29,026.42	.00	29,034.58	50.0%
516100 SECRETARY(S)	74,760	.00	74,760.00	37,377.63	.00	37,382.37	50.0%
516700 MAINTENANCE PERSONNEL	2,357,926	.00	2,357,926.00	1,142,821.18	.00	1,215,104.82	48.5%
518700 OVERTIME PAY	4,000	.00	4,000.00	56.16	.00	3,943.84	1.4%
520100 SOCIAL SECURITY	159,585	.00	159,585.00	73,638.26	.00	85,946.74	46.1%
520400 STATE RETIREMENT	355,722	.00	355,722.00	168,753.60	.00	186,968.40	47.4%
520600 LIFE INSURANCE	2,546	.00	2,546.00	1,041.12	.00	1,504.88	40.9%
520700 MEDICAL INSURANCE	570,255	.00	570,255.00	257,361.01	.00	312,893.99	45.1%
521200 EMPLOYER MEDICARE	37,323	.00	37,323.00	17,221.82	.00	20,101.18	46.1%
530700 COMMUNICATION	966,837	-380,000.00	586,837.00	140,703.37	21,011.58	425,122.05	27.6%
532000 DUES AND MEMBERSHIPS	500	.00	500.00	50.00	.00	450.00	10.0%
532900 LAUNDRY SERVICE	12,300	.00	12,300.00	5,482.10	.00	6,817.90	44.6%
533500 REPAIR SERVICES-BUILDINGS	50,000	.00	50,000.00	.00	.00	50,000.00	.0%
533600 MAINT/REPAIR SRVCS- EQUIP	247,700	.00	247,700.00	78,345.91	1,600.00	167,754.09	32.3%
533800 MAINT/REPAIR SRVCS- VEHICL	10,000	.00	10,000.00	6,382.35	.00	3,617.65	63.8%

<u>ACCOUNTS FOR:</u>	<u>GENERAL PURPOSE SCHOOL</u>	<u>ORIGINAL APPROP</u>	<u>TRANSFRS/ADJSTMTS</u>	<u>REVISED BUDGET</u>	<u>YTD EXPENDED</u>	<u>ENCUMBRANCES</u>	<u>AVAILABLE BUDGET</u>	<u>PCT USED</u>
535100 RENTALS		4,200	.00	4,200.00	4,509.28	.00	-309.28	107.4%
539900 OTHER CONTRACTED SERVICES		587,520	.00	587,520.00	50,134.33	75,327.38	462,058.29	21.4%
542500 GASOLINE		225,000	.00	225,000.00	48,733.75	.00	176,266.25	21.7%
543300 LUBRICANTS		3,500	.00	3,500.00	1,105.98	.00	2,394.02	31.6%
543500 OFFICE SUPPLIES		3,000	.00	3,000.00	1,455.27	689.27	855.46	71.5%
545000 TIRES AND TUBES		18,000	.00	18,000.00	6,002.85	.00	11,997.15	33.3%
545300 VEHICLE PARTS		47,500	.00	47,500.00	36,403.12	.00	11,096.88	76.6%
546800 CHEMICALS		50,000	.00	50,000.00	2,349.50	.00	47,650.50	4.7%
549900 OTHER SUPPLIES AND MATERIA		911,500	.00	911,500.00	378,985.59	20,634.06	511,880.35	43.8%
551100 VEHICLE AND EQUIP INSURANC		56,281	5,879.00	62,160.00	31,075.00	.00	31,085.00	50.0%
552400 IN SERVICE/STAFF DEVELOPME		10,000	.00	10,000.00	161.33	.00	9,838.67	1.6%
571700 MAINTENANCE EQUIPMENT		2,000	.00	2,000.00	188.32	.00	1,811.68	9.4%
TOTAL MAINTENANCE OF PLANT		6,905,232	-374,121.00	6,531,111.00	2,558,973.73	119,262.29	3,852,874.98	41.0%
<u>73400 EARLY CHILDHOOD EDUCATION</u>								
511600 TEACHERS		1,083,368	.00	1,083,368.00	361,677.36	.00	721,690.64	33.4%
516300 EDUCATIONAL ASSISTANTS		375,486	.00	375,486.00	165,540.14	.00	209,945.86	44.1%
516800 TEMPORARY PERSONNEL		0	.00	.00	7,350.00	.00	-7,350.00	100.0%
518700 OVERTIME PAY		450	.00	450.00	.00	.00	450.00	.0%
518900 OTHER SALARIES & WAGES		119,748	.00	119,748.00	49,541.61	.00	70,206.39	41.4%
519500 SUBSTITUTE TEACHERS CERTIF		10,500	.00	10,500.00	3,302.77	.00	7,197.23	31.5%
519800 SUB TEACHERS NON-CERTIFIED		14,000	.00	14,000.00	3,766.79	.00	10,233.21	26.9%
520100 SOCIAL SECURITY		99,421	.00	99,421.00	34,475.24	.00	64,945.76	34.7%
520400 STATE RETIREMENT		163,193	.00	163,193.00	59,852.49	.00	103,340.51	36.7%
520600 LIFE INSURANCE		2,195	.00	2,195.00	928.55	.00	1,266.45	42.3%
520700 MEDICAL INSURANCE		332,335	.00	332,335.00	145,150.05	.00	187,184.95	43.7%
521200 EMPLOYER MEDICARE		23,251	.00	23,251.00	8,106.28	.00	15,144.72	34.9%
535500 TRAVEL		1,000	.00	1,000.00	323.87	.00	676.13	32.4%
542900 INSTRUCTIONAL SUPP & MATER		8,000	.00	8,000.00	1,521.80	.00	6,478.20	19.0%
552400 IN SERVICE/STAFF DEVELOPME		6,000	.00	6,000.00	834.78	.00	5,165.22	13.9%
TOTAL EARLY CHILDHOOD EDUCATIO		2,238,947	.00	2,238,947.00	842,371.73	.00	1,396,575.27	37.6%
<u>82230 INTEREST ON NOTES</u>								
560400 INTEREST ON NOTES		24,375	.00	24,375.00	.00	.00	24,375.00	.0%
TOTAL INTEREST ON NOTES		24,375	.00	24,375.00	.00	.00	24,375.00	.0%
<u>99100 TRANSFERS OUT</u>								

03/01/2017 11:42  
MUNISReports

CLARKSVILLE-MONTGOMERY CO. SCHOOL SYSTEM  
Y-T-D BUDGET REPORT 12-31-16 EXPENSES

P 13  
glytdbud

FOR 2017 06

ACCOUNTS FOR: 141	GENERAL PURPOSE SCHOOL	ORIGINAL APPROP	TRANFRS/ ADJSTMTS	REVISED BUDGET	YTD EXPENDED	ENCUMBRANCES	AVAILABLE BUDGET	PCT USED
559000	TRANSFERS TO OTHER FUNDS	4,081,500	.00	4,081,500.00	1,000,000.00	.00	3,081,500.00	24.5%
562000	DEBT SRVC CONTRIB TO PRIM	700,312	.00	700,312.00	.00	.00	700,312.00	.0%
	TOTAL TRANSFERS OUT	4,781,812	.00	4,781,812.00	1,000,000.00	.00	3,781,812.00	20.9%
	TOTAL GENERAL PURPOSE SCHOOL	243,949,478	46,775.00	243,996,253.00	93,729,474.72	1,130,098.77	149,136,679.51	38.9%

**Federal Projects Fund  
Balance Sheet  
For the Period Ending  
December 31, 2016**

**Assets:**

Cash on Deposit w/Trustee	2,838,194.78	
Accounts Receivable	435.73	
Due From Other Governments	10,000.00	
Due From Other Funds	38.58	
<b>Total Assets</b>		2,848,669.09

Estimated Revenues	24,606,962.92	
Less Revenues Rec'd to Date	(8,634,307.99)	
Estimated Revenues not Received		15,972,654.93

**Total Debits** 18,821,324.02

**Liabilities:**

Accounts Payable	542.78	
Accrued Payroll	-	
Payroll Deductions	40,773.19	
Due to Other Funds	511.89	
<b>Total Liabilities</b>		41,827.86

Appropriations		
From Estimated Revenues	24,606,962.92	
From Estimated Reserves	454,571.26	
<b>Total Appropriations</b>		25,061,534.18
Less Expenditures	(7,282,038.02)	
Less Encumbrances	(413,373.78)	
<b>Total Expenditures &amp; Encumbrances</b>		(7,695,411.80)

**Unencumbered Budget Balance** 17,366,122.38

**Reserves:**

Reserve for Encumbrances - Current Year	413,373.78	
Reserve for Encumbrances - Prior Year	-	
Committed for Education	1,000,000.00	

Restricted for Education 6/30/16	454,571.26	
Less Appropriations	(454,571.26)	
Plus Adjustments	-	
<b>Estimated Reserve 6/30/17</b>		-
<b>Total Reserves</b>		1,413,373.78

**Total Credits** 18,821,324.02

**Federal Projects Fund  
Cash Reconciliation  
December 31, 2016**

Cash on Deposit with Trustee	21,319,770.89	
Plus Receipts for Month	<u>2,326,167.77</u>	
Total Available Funds		5,145,938.66
Less Cash Disbursements:		
Warrants Issued	(921,445.98)	
Wire Transfers	<u>(1,386,966.43)</u>	
Total Cash Disbursements		(2,308,412.41)
Plus Voided Checks		<u>668.53</u>
Book Balance		2,838,194.78
Plus Outstanding Warrants		26,621.88
Plus Wire Transfers in Transit		-
Less Adjustments Between Funds		<u>-</u>
Trustee's Report Balance		<u><u>2,864,816.66</u></u>

03/01/2017 15:31  
MUNISReports

CLARKSVILLE-MONTGOMERY CO. SCHOOL SYSTEM  
Y-T-D BUDGET REPORT 12-31-16 REVENUES

P 3  
glytdbud

FOR 2017 06

ACCOUNTS FOR:	ORIGINAL	TRANFRS/	REVISED			AVAILABLE	PCT
142 SCHOOL FEDERAL PROJECTS	APPROP	ADJSTMTS	BUDGET	YTD EXPENDED	ENCUMBRANCES	BUDGET	USED
00000 NON CHARGE							
46590 OTHER STATE EDUCATION FUND	661,660	13,096.88	674,756.88	239,050.76	.00	435,706.12	35.4%
47131 VOCAT ED-BASIC GRANTS TO S	456,180	12,500.00	468,679.50	231,101.10	.00	237,578.40	49.3%
47141 ESEA TITLE I	9,377,830	-413,006.94	8,964,823.06	3,336,543.15	.00	5,628,279.91	37.2%
47143 EDUCATION OF THE HANDICAPP	6,296,759	316,384.89	6,613,143.89	2,443,485.59	.00	4,169,658.30	36.9%
47145 SPECIAL ED PRESCHOOL GRANT	118,790	18,303.28	137,093.28	30,933.82	.00	106,159.46	22.6%
47146 ENGLISH LANGUAGE ACQUISIT	78,999	12,617.25	91,616.25	26,365.66	.00	65,250.59	28.8%
47147 SAFE & DRUG FREE SCHOOLS	750,000	445,000.00	1,195,000.00	176,175.67	.00	1,018,824.33	14.7%
47149 EDUCATION FOR HOMELESS	49,330	-2,602.02	46,727.98	19,600.46	.00	27,127.52	41.9%
47189 EISENHOWER PROFESS DEVGRAN	1,092,495	-170,421.36	922,073.64	368,758.25	.00	553,315.39	40.0%
47990 OTHER DIRECT FEDERAL	2,487,827	2,005,221.44	4,493,048.44	762,293.53	.00	3,730,754.91	17.0%
49800 OPERATING TRANSFERS	1,000,000	.00	1,000,000.00	1,000,000.00	.00	.00	100.0%
TOTAL NON CHARGE	22,369,870	2,237,093.42	24,606,962.92	8,634,307.99	.00	15,972,654.93	35.1%
TOTAL SCHOOL FEDERAL PROJECTS	22,369,870	2,237,093.42	24,606,962.92	8,634,307.99	.00	15,972,654.93	35.1%



03/01/2017 11:42  
MUNISReports

CLARKSVILLE-MONTGOMERY CO. SCHOOL SYSTEM  
Y-T-D BUDGET REPORT 12-31-16 EXPENSES

P 14  
glytdbud

FOR 2017 06

ACCOUNTS FOR: 142 SCHOOL FEDERAL PROJECTS	ORIGINAL APPROP	TRANFRS/ ADJSTMTS	REVISED BUDGET	YTD EXPENDED	ENCUMBRANCES	AVAILABLE BUDGET	PCT USED
<b>71100 REGULAR INSTRUCTION PROGRAM</b>							
511600 TEACHERS	2,433,844	80,136.00	2,513,980.00	809,313.79	.00	1,704,666.21	32.2%
514000 SALARY SUPPLEMENTS	162,593	1,062,620.81	1,225,213.81	366,323.00	.00	858,890.81	29.9%
516300 EDUCATIONAL ASSISTANTS	585,890	36,190.00	622,080.00	222,648.14	.00	399,431.86	35.8%
518700 OVERTIME PAY	0	.00	.00	-94.08	.00	94.08	100.0%
518900 OTHER SALARIES & WAGES	0	157,518.00	157,518.00	45,113.00	.00	112,405.00	28.6%
519500 SUBSTITUTE TEACHERS CERTIF	86,500	8,266.64	94,766.64	10,996.30	.00	83,770.34	11.6%
519800 SUB TEACHERS NON-CERTIFIED	86,500	7,580.36	94,080.36	35,892.73	.00	58,187.63	38.2%
520100 SOCIAL SECURITY	208,030	92,113.27	300,143.27	86,816.14	.00	213,327.13	28.9%
520400 STATE RETIREMENT	315,688	166,182.36	481,870.36	136,635.32	.00	345,235.04	28.4%
520600 LIFE INSURANCE	3,753	206.00	3,959.00	1,624.65	.00	2,334.35	41.0%
520700 MEDICAL INSURANCE	458,936	141,830.00	600,766.00	243,711.07	.00	357,054.93	40.6%
521200 EMPLOYER MEDICARE	49,162	19,862.89	69,024.89	20,526.18	.00	48,498.71	29.7%
539900 OTHER CONTRACTED SERVICES	0	78,809.51	78,809.51	3,282.45	24,355.00	51,172.06	35.1%
542900 INSTRUCTIONAL SUPP & MATER	418,307	89,589.37	507,896.37	145,928.89	19,717.57	342,249.91	32.6%
572200 REGULAR INSTRUCTION EQUIPM	198,541	92,510.00	291,051.00	27,563.71	5,705.60	257,781.69	11.4%
TOTAL REGULAR INSTRUCTION PROG	5,007,744	2,033,415.21	7,041,159.21	2,156,281.29	49,778.17	4,835,099.75	31.3%
<b>71200 SPECIAL EDUCATION PROGRAM</b>							
511600 TEACHERS	240,946	19,232.00	260,178.00	84,153.32	.00	176,024.68	32.3%
516300 EDUCATIONAL ASSISTANTS	1,927,288	10,830.24	1,938,118.24	744,557.96	.00	1,193,560.28	38.4%
517100 SPEECH THERAPISTS	39,312	.00	39,312.00	19,517.32	.00	19,794.68	49.6%
518700 OVERTIME PAY	0	.00	.00	808.93	.00	-808.93	100.0%
518900 OTHER SALARIES & WAGES	4,000	-2,000.00	2,000.00	.00	.00	2,000.00	.0%
519500 SUBSTITUTE TEACHERS CERTIF	1,650	10,850.00	12,500.00	.00	.00	12,500.00	.0%
519800 SUB TEACHERS NON-CERTIFIED	1,650	8,350.00	10,000.00	.00	.00	10,000.00	.0%
520100 SOCIAL SECURITY	136,949	350.02	137,299.02	48,443.18	.00	88,855.84	35.3%
520400 STATE RETIREMENT	294,421	400.00	294,821.00	102,348.85	.00	192,472.15	34.7%
520600 LIFE INSURANCE	4,812	40.20	4,852.20	1,752.90	.00	3,099.30	36.1%
520700 MEDICAL INSURANCE	522,075	350.00	522,425.00	194,168.10	.00	328,256.90	37.2%
521200 EMPLOYER MEDICARE	32,029	.00	32,029.00	11,329.42	.00	20,699.58	35.4%
531000 CONTRACTS W/PUBLIC AGENCIE	75,000	-75,000.00	.00	.00	.00	.00	.0%
531200 CONTRACTS W/ PRIVATE AGENC	0	75,000.00	75,000.00	25,725.00	49,269.00	6.00	100.0%
539900 OTHER CONTRACTED SERVICES	1,000	61,000.00	62,000.00	687.44	312.56	61,000.00	1.6%
542900 INSTRUCTIONAL SUPP & MATER	3,270	83,000.00	86,270.00	717.27	5,013.03	80,539.70	6.6%
549900 OTHER SUPPLIES AND MATERIA	25,037	81,181.98	106,218.98	14,639.25	1,764.09	89,815.64	15.4%
559900 OTHER CHARGES	0	7,500.00	7,500.00	.00	.00	7,500.00	.0%

03/01/2017 11:42  
MUNISReports

CLARKSVILLE-MONTGOMERY CO. SCHOOL SYSTEM  
Y-T-D BUDGET REPORT 12-31-16 EXPENSES

P 15  
glytdbud

FOR 2017 06

ACCOUNTS FOR: 142 SCHOOL FEDERAL PROJECTS	ORIGINAL APPROP	TRANFRS/ ADJUSTMTS	REVISED BUDGET	YTD EXPENDED	ENCUMBRANCES	AVAILABLE BUDGET	PCT USED
572500 SPECIAL EDUCATION EQUIPMEN	91,000	150,162.84	241,162.84	2,115.83	121,507.00	117,540.01	51.3%
TOTAL SPECIAL EDUCATION PROGRA	3,400,439	431,247.28	3,831,686.28	1,250,964.77	177,865.68	2,402,855.83	37.3%
71300 VOCATIONAL EDUCATION PROGRAM							
533600 MAINT/REPAIR SRVCS- EQUIP	0	500.00	500.00	.00	.00	500.00	.0%
539900 OTHER CONTRACTED SERVICES	10,000	.00	10,000.00	2,920.00	.00	7,080.00	29.2%
542900 INSTRUCTIONAL SUPP & MATER	10,000	16,000.00	26,000.00	3,667.73	419.40	21,912.87	15.7%
559900 OTHER CHARGES	5,000	-2,000.00	3,000.00	.00	.00	3,000.00	.0%
573000 VOCATIONAL INSTRUCTION EQU	251,186	-1,114.00	250,071.50	167,618.32	5,563.20	76,889.98	69.3%
TOTAL VOCATIONAL EDUCATION PRO	276,186	13,386.00	289,571.50	174,206.05	5,982.60	109,382.85	62.2%
72120 HEALTH SERVICES							
510500 SUPERVISOR/DIRECTOR	0	50,607.00	50,607.00	25,303.22	.00	25,303.78	50.0%
518900 OTHER SALARIES & WAGES	50,099	-50,099.00	.00	.00	.00	.00	.0%
520100 SOCIAL SECURITY	3,106	32.00	3,138.00	1,469.10	.00	1,668.90	46.8%
520400 STATE RETIREMENT	6,924	75.00	6,999.00	3,499.47	.00	3,499.53	50.0%
520600 LIFE INSURANCE	63	-23.00	40.00	17.28	.00	22.72	43.2%
520700 MEDICAL INSURANCE	5,921	7,979.00	13,900.00	6,728.71	.00	7,171.29	48.4%
521200 EMPLOYER MEDICARE	726	8.00	734.00	343.58	.00	390.42	46.8%
530700 COMMUNICATION	782	-782.00	.00	.00	.00	.00	.0%
535500 TRAVEL	500	-300.00	200.00	38.92	.00	161.08	19.5%
549900 OTHER SUPPLIES AND MATERIA	4,000	-2,000.00	2,000.00	.00	.00	2,000.00	.0%
552400 IN SERVICE/STAFF DEVELOPME	6,000	-4,450.00	1,550.00	.00	.00	1,550.00	.0%
559900 OTHER CHARGES	2,500	-500.00	2,000.00	300.00	.00	1,700.00	15.0%
573500 HEALTH EQUIPMENT	74,379	-547.00	73,832.00	58,402.74	1,141.33	14,287.93	80.6%
TOTAL HEALTH SERVICES	155,000	.00	155,000.00	96,103.02	1,141.33	57,755.65	62.7%
72130 OTHER STUDENT SUPPORT							
512300 GUIDANCE PERSONNEL	51,792	.00	51,792.00	17,264.00	.00	34,528.00	33.3%
513000 SOCIAL WORKERS	31,304	.00	31,304.00	10,296.00	.00	21,008.00	32.9%
514600 BUS DRIVERS	0	6,000.00	6,000.00	.00	.00	6,000.00	.0%
516200 CLERICAL PERSONNEL	19,740	.00	19,740.00	9,088.20	.00	10,651.80	46.0%

ACCOUNTS FOR: 142	SCHOOL FEDERAL PROJECTS	ORIGINAL APPROP	TRANSFRS/ ADJUSTMENTS	REVISED BUDGET	YTD EXPENDED	ENCUMBRANCES	AVAILABLE BUDGET	PCT USED
518900	OTHER SALARIES & WAGES	139,361	30,000.00	169,361.00	61,949.85	.00	107,411.15	36.6%
520100	SOCIAL SECURITY	15,016	.00	15,016.00	4,680.22	.00	10,335.78	31.2%
520400	STATE RETIREMENT	22,838	.00	22,838.00	8,989.19	.00	13,848.81	39.4%
520600	LIFE INSURANCE	334	.00	334.00	146.88	.00	187.12	44.0%
520700	MEDICAL INSURANCE	51,543	27,914.00	79,457.00	32,738.21	.00	46,718.79	41.2%
521200	EMPLOYER MEDICARE	3,512	.00	3,512.00	1,289.61	.00	2,222.39	36.7%
530700	COMMUNICATION	600	.00	600.00	597.12	.00	2.88	99.5%
535500	TRAVEL	54,886	-886.00	54,000.00	3,120.94	.00	50,879.06	5.8%
539900	OTHER CONTRACTED SERVICES	41,690	5,000.00	46,690.00	12,378.72	6,415.32	27,895.96	40.3%
549900	OTHER SUPPLIES AND MATERIA	106,647	25,122.98	131,769.98	16,505.53	1,052.50	114,211.95	13.3%
552400	IN SERVICE/STAFF DEVELOPME	65,800	-7,000.00	58,800.00	25,678.51	.00	33,121.49	43.7%
559900	OTHER CHARGES	82,337	40,730.28	123,067.28	16,758.77	3,064.59	103,243.92	16.1%
579000	OTHER EQUIPMENT	0	.00	.00	58.95	.00	-58.95	100.0%
	TOTAL OTHER STUDENT SUPPORT	687,400	126,881.26	814,281.26	221,540.70	10,532.41	582,208.15	28.5%
<b>72210 REGULAR INSTRUCTION SUPPORT</b>								
510500	SUPERVISOR/DIRECTOR	274,042	-73,048.00	200,994.00	103,754.48	.00	97,239.52	51.6%
514000	SALARY SUPPLEMENTS	0	137,950.00	137,950.00	.00	.00	137,950.00	.0%
516100	SECRETARY(S)	50,864	.00	50,864.00	11,004.55	.00	39,859.45	21.6%
516800	TEMPORARY PERSONNEL	0	8,100.00	8,100.00	360.00	.00	7,740.00	4.4%
518900	OTHER SALARIES & WAGES	2,498,312	89,403.00	2,587,715.00	1,125,246.35	.00	1,462,468.65	43.5%
520100	SOCIAL SECURITY	175,040	13,701.16	188,741.16	74,006.99	.00	114,734.17	39.2%
520400	STATE RETIREMENT	257,651	21,825.90	279,476.90	114,669.20	.00	164,807.70	41.0%
520600	LIFE INSURANCE	2,585	63.00	2,648.00	1,154.62	.00	1,493.38	43.6%
520700	MEDICAL INSURANCE	364,303	59,243.00	423,546.00	172,957.50	.00	250,588.50	40.8%
521200	EMPLOYER MEDICARE	40,935	3,204.96	44,139.96	17,385.31	.00	26,754.65	39.4%
530700	COMMUNICATION	782	.00	782.00	597.12	.00	184.88	76.4%
530800	CONSULTANTS	46,780	6,265.00	53,045.00	320.50	.00	52,724.50	.6%
531600	CONTRIBUTIONS	100,070	-22,658.47	77,411.53	50,320.87	.00	27,090.66	65.0%
534800	POSTAL CHARGES	0	150.00	150.00	.00	.00	150.00	.0%
535500	TRAVEL	5,603	.00	5,603.00	2,642.47	.00	2,960.53	47.2%
539900	OTHER CONTRACTED SERVICES	556,101	5,063.00	561,164.00	91,391.07	142,532.07	327,240.86	41.7%
543200	LIBRARY BOOKS/MEDIA	29,642	10,425.00	40,067.00	4,666.22	419.84	34,980.94	12.7%
543700	PERIODICALS	3,810	250.00	4,060.00	885.49	.00	3,174.51	21.8%
549900	OTHER SUPPLIES AND MATERIA	143,650	15,924.00	159,574.00	7,169.66	5,122.09	147,282.25	7.7%
552400	IN SERVICE/STAFF DEVELOPME	565,016	-133,941.19	431,074.81	53,374.55	14,478.61	363,221.65	15.7%
559900	OTHER CHARGES	1,766,286	-466,570.03	1,299,715.97	1,075.00	.00	1,298,640.97	.1%
579000	OTHER EQUIPMENT	187,693	-40,903.12	146,789.88	119,836.91	.00	26,952.97	81.6%
	TOTAL REGULAR INSTRUCTION SUPP	7,069,165	-365,					

ACCOUNTS FOR: 142	SCHOOL FEDERAL PROJECTS	ORIGINAL APPROP	TRANSFRS/ ADJUSTMTS	REVISED BUDGET	YTD EXPENDED	ENCUMBRANCES	AVAILABLE BUDGET	PCT USED
512400	PSYCHOLOGICAL PERSONNEL	428,018	.00	428,018.00	119,108.47	.00	308,909.53	27.8%
516100	SECRETARY(S)	42,465	.00	42,465.00	21,236.87	.00	21,228.13	50.0%
518900	OTHER SALARIES & WAGES	759,543	-360.00	759,183.00	302,819.34	.00	456,363.66	39.9%
520100	SOCIAL SECURITY	76,263	-642.00	75,621.00	26,708.91	.00	48,912.09	35.3%
520400	STATE RETIREMENT	115,697	-1,432.00	114,265.00	41,643.09	.00	72,621.91	36.4%
520600	LIFE INSURANCE	1,058	.00	1,058.00	369.09	.00	688.91	34.9%
520700	MEDICAL INSURANCE	150,158	7,979.00	158,137.00	48,237.00	.00	109,900.00	30.5%
521200	EMPLOYER MEDICARE	17,837	-150.00	17,687.00	6,246.43	.00	11,440.57	35.3%
534800	POSTAL CHARGES	0	100.00	100.00	.00	.00	100.00	.0%
535500	TRAVEL	1,000	6,000.00	7,000.00	769.77	.00	6,230.23	11.0%
539900	OTHER CONTRACTED SERVICES	5,700	2,000.00	7,700.00	.00	.00	7,700.00	.0%
549900	OTHER SUPPLIES AND MATERIA	164	25,914.49	26,078.49	15,058.90	598.08	10,421.51	60.0%
552400	IN SERVICE/STAFF DEVELOPME	1,000	14,878.73	15,878.73	2,764.98	2,200.00	10,913.75	31.3%
559900	OTHER CHARGES	186,451	-161,450.24	25,000.76	.00	.00	25,000.76	.0%
579000	OTHER EQUIPMENT	0	10,000.00	10,000.00	298.38	.00	9,701.62	3.0%
TOTAL SPECIAL EDUCATION SUPPOR		1,785,354	-97,162.02	1,688,191.98	585,261.23	2,798.08	1,100,132.67	34.8%
<u>72230 VOCATIONAL EDUCATION SUPPORT</u>								
535500	TRAVEL	500	.00	500.00	207.74	.00	292.26	41.5%
552400	IN SERVICE/STAFF DEVELOPME	3,500	1,000.00	4,500.00	1,975.57	.00	2,524.43	43.9%
TOTAL VOCATIONAL EDUCATION SUP		4,000	1,000.00	5,000.00	2,183.31	.00	2,816.69	43.7%
<u>72710 TRANSPORTATION</u>								
514600	BUS DRIVERS	645,046	34,766.28	679,812.28	297,920.52	.00	381,891.76	43.8%
518900	OTHER SALARIES & WAGES	524,336	.00	524,336.00	224,756.86	.00	299,579.14	42.9%
520100	SOCIAL SECURITY	39,993	2,352.90	42,345.90	29,024.33	.00	13,321.57	68.5%
520400	STATE RETIREMENT	74,740	6,651.74	81,391.74	65,101.87	.00	16,289.87	80.0%
521200	EMPLOYER MEDICARE	15	551.14	566.14	399.36	.00	166.78	70.5%
531300	CONTRACTS W/ PARENTS	0	2,000.00	2,000.00	.00	.00	2,000.00	.0%
542500	GASOLINE	0	12,463.40	12,463.40	.00	.00	12,463.40	.0%
559900	OTHER CHARGES	0	20,000.00	20,000.00	1,102.73	.00	18,897.27	5.5%
TOTAL TRANSPORTATION		1,284,130	78,785.46	1,362,915.46	618,305.67	.00	744,609.79	45.4%
<u>73300 COMMUNITY SERVICES</u>								

FOR 2017 06

ACCOUNTS FOR: 142 SCHOOL FEDERAL PROJECTS	ORIGINAL APPROP	TRANFRS/ ADJSTMTS	REVISED BUDGET	YTD EXPENDED	ENCUMBRANCES	AVAILABLE BUDGET	PCT USED
518900 OTHER SALARIES & WAGES	750,000	431,831.96	1,181,831.96	186,148.50	.00	995,683.46	15.8%
520100 SOCIAL SECURITY	46,500	26,775.00	73,275.00	11,402.96	.00	61,872.04	15.6%
520400 STATE RETIREMENT	80,898	97,811.25	178,708.75	17,562.13	.00	161,146.62	9.8%
521200 EMPLOYER MEDICARE	10,875	6,263.00	17,138.00	2,666.76	.00	14,471.24	15.6%
542900 INSTRUCTIONAL SUPP & MATER	119,168	-107,235.69	11,931.81	1,308.64	1,074.08	9,549.09	20.0%
552400 IN SERVICE/STAFF DEVELOPME	20,000	-15,000.00	5,000.00	832.66	.00	4,167.34	16.7%
559900 OTHER CHARGES	29,947	-11,447.00	18,500.00	4,355.47	1,648.82	12,495.71	32.5%
TOTAL COMMUNITY SERVICES	1,057,387	428,998.52	1,486,385.52	224,277.12	2,722.90	1,259,385.50	15.3%
99100 TRANSFERS OUT							
550400 INDIRECT COST	643,065	40,665.76	683,730.76	96.00	.00	683,634.76	.0%
559000 TRANSFERS TO OTHER FUNDS	1,000,000	.00	1,000,000.00	.00	.00	1,000,000.00	.0%
TOTAL TRANSFERS OUT	1,643,065	40,665.76	1,683,730.76	96.00	.00	1,683,634.76	.0%
TOTAL SCHOOL FEDERAL PROJECTS	22,369,870	2,691,664.68	25,061,534.18	7,282,038.02	413,373.78	17,366,122.38	30.7%

**Child Nutrition Fund  
Balance Sheet  
For the Period Ending  
December 31, 2016**

<b>Assets:</b>		
Petty Cash	3,833.00	
Cash in Bank	1,488,813.29	
Cash on Deposit w/Trustee	3,750,630.40	
Accounts Receivable	-	
Bad Checks Receivable	634.35	
Due From Other Governments	-	
Due From Other Funds	(733.87)	
Child Nutrition Inventory	242,582.84	
	<u>                    </u>	
<b>Total Assets</b>		<b>5,485,760.01</b>
Estimated Revenues	16,382,380.00	
Less Revenues Rec'd to Date	(4,311,251.96)	
	<u>                    </u>	
Estimated Revenues not Received		12,071,128.04
		<u>                    </u>
<b>Total Debits</b>		<b>17,556,888.05</b>
<b>Liabilities:</b>		
Accounts Payable	173.90	
Payroll Deductions	87,092.03	
Due to Other Funds	117,723.37	
Customer Deposits Payable	1,488,213.12	
	<u>                    </u>	
<b>Total Liabilities</b>		<b>1,693,202.42</b>
Appropriations		
From Estimated Revenues	16,382,380.00	
From Estimated Reserves	726,002.00	
	<u>                    </u>	
<b>Total Appropriations</b>		<b>17,108,382.00</b>
Less Expenditures	(7,162,696.50)	
Less Encumbrances	(1,303,281.78)	
	<u>                    </u>	
<b>Total Expenditures &amp; Encumbrances</b>		<b>(8,465,978.28)</b>
	<u>                    </u>	
<b>Unencumbered Budget Balance</b>		<b>8,642,403.72</b>
<b>Reserves:</b>		
Reserve for Encumbrances - Current Year	1,303,281.78	
Reserve for Encumbrances - Prior Year	-	
Non-Spendable - Inventory	40,559.36	
Restricted for Oper Non-Inst Serv 6/30/16	6,603,442.77	
Less Appropriations	(726,002.00)	
Plus Adjustments	-	
	<u>                    </u>	
Estimated Reserve 6/30/17		5,877,440.77
		<u>                    </u>
<b>Total Reserves</b>		<b>7,221,281.91</b>
		<u>                    </u>
<b>Total Credits</b>		<b>17,556,888.05</b>

**Child Nutrition Fund Trustee Account  
Cash Reconciliation  
December 31, 2016**

Cash on Deposit with Trustee	1,594,298.16	
Plus Receipts for Month	<u>3,332,944.79</u>	
Total Available Funds		4,927,242.95
Less Cash Disbursements:		
Warrants Issued	(735,132.38)	
Wire Transfers	(441,832.05)	
Trustee's Commission	<u>-</u>	
Total Cash Disbursements		(1,176,964.43)
Plus Voided Checks	<u>351.88</u>	
Book Balance		3,750,630.40
Plus Outstanding Warrants		244,616.23
Plus Wire Transfers In Transit		-
Less Adjustments between Funds		<u>-</u>
 Trustee's Report Balance		 <u><u>3,995,246.63</u></u>

**Child Nutrition Bank Account  
Cash Reconciliation  
December 31, 2016**

Cash on Deposit in Bank		1,699,707.79
Plus Receipts for:		
Sale of Lunches	133,817.86	
Parent On Line	229,610.54	
Returned Checks Re-Deposited	95.00	
Returned Checks Rebates	16.00	
Returned Checks Fees	-	
Charges Paid	-	
Return of Change Fund	-	
Total Receipts		<u>363,339.40</u>
Total Available Cash		2,063,047.19
Less Cash Disbursements:		
Warrants Issued	(573,994.85)	
Bad Checks Returned	(195.00)	
Service Charge	(44.05)	
Total Cash Disbursements		<u>(574,233.90)</u>
Book Balance		1,488,813.29
Plus Outstanding Checks		-
Less Change Funds (To be Deposited)		-
Less Correction by Bank (Posting Error)		-
Less Deposits in Transit		-
Bank Balance		<u><u>1,488,813.29</u></u>



FOR 2017 06

ACCOUNTS FOR: 143 CHILD NUTRITION	ORIGINAL APPROP	TRANFRS/ ADJSTMTS	REVISED BUDGET	YTD EXPENDED	ENCUMBRANCES	AVAILABLE BUDGET	PCT USED
<b>73100 FOOD SERVICE</b>							
43521 LUNCH PAYMENTS-CHILDREN	3,057,003	.00	3,057,003.00	639,913.15	.00	2,417,089.85	20.9%
43522 LUNCH PAYMENTS-ADULTS	158,760	.00	158,760.00	29,255.80	.00	129,504.20	18.4%
43523 INCOME FROM BREAKFAST	140,208	.00	140,208.00	31,584.35	.00	108,623.65	22.5%
43525 A LA CARTE SALES	1,283,613	.00	1,283,613.00	249,286.35	.00	1,034,326.65	19.4%
43990 OTHER CHARGES FOR SERVICES	29,000	.00	29,000.00	13,229.09	.00	15,770.91	45.6%
44110 INTEREST EARNED	4,709	.00	4,709.00	2,889.29	.00	1,819.71	61.4%
44130 SALE OF MATERIALS & SUPPLI	42,263	.00	42,263.00	20,201.28	.00	22,061.72	47.8%
44170 MISCELLANEOUS REFUNDS	12,966	.00	12,966.00	84.00	.00	12,882.00	.6%
44530 SALE OF EQUIPMENT	10,000	.00	10,000.00	.00	.00	10,000.00	.0%
44570 CONTRIB & GIFTS	0	.00	.00	9.01	.00	-9.01	100.0%
46520 SCHOOL FOOD SERVICE	142,677	.00	142,677.00	.00	.00	142,677.00	.0%
47111 SECTION 4-LUNCH	7,243,738	.00	7,243,738.00	2,336,894.08	.00	4,906,843.92	32.3%
47112 USDA - COMMODITIES	1,149,873	.00	1,149,873.00	.00	.00	1,149,873.00	.0%
47113 BREAKFAST	3,107,570	.00	3,107,570.00	987,683.07	.00	2,119,886.93	31.8%
47114 USDA - OTHER	0	.00	.00	222.49	.00	-222.49	100.0%
TOTAL FOOD SERVICE	16,382,380	.00	16,382,380.00	4,311,251.96	.00	12,071,128.04	26.3%
TOTAL CHILD NUTRITION	16,382,380	.00	16,382,380.00	4,311,251.96	.00	12,071,128.04	26.3%

FOR 2017 06

ACCOUNTS FOR: 143	CHILD NUTRITION	ORIGINAL APPROP	TRANFRS/ ADJSTMTS	REVISED BUDGET	YTD EXPENDED	ENCUMBRANCES	AVAILABLE BUDGET	PCT USED
<b>73100 FOOD SERVICE</b>								
510500	SUPERVISOR/DIRECTOR	107,136	.00	107,136.00	53,568.00	.00	53,568.00	50.0%
514000	SALARY SUPPLEMENTS	42,000	.00	42,000.00	.00	.00	42,000.00	.0%
514700	TRUCK DRIVERS	76,631	.00	76,631.00	29,127.36	.00	47,503.64	38.0%
516100	SECRETARY(S)	189,263	.00	189,263.00	59,991.58	.00	129,271.42	31.7%
516500	CAFETERIA PERSONNEL	4,083,044	.00	4,083,044.00	1,637,872.20	.00	2,445,171.80	40.1%
516600	CUSTODIAL PERSONNEL	233,459	.00	233,459.00	111,074.50	.00	122,384.50	47.6%
518700	OVERTIME PAY	60,000	.00	60,000.00	13,974.01	.00	46,025.99	23.3%
518900	OTHER SALARIES & WAGES	546,614	.00	546,614.00	271,569.76	.00	275,044.24	49.7%
520100	SOCIAL SECURITY	330,964	.00	330,964.00	125,947.35	.00	205,016.65	38.1%
520400	STATE RETIREMENT	737,731	.00	737,731.00	282,859.64	.00	454,871.36	38.3%
520600	LIFE INSURANCE	21,698	.00	21,698.00	3,878.55	.00	17,819.45	17.9%
520700	MEDICAL INSURANCE	1,239,209	.00	1,239,209.00	557,348.10	.00	681,860.90	45.0%
521200	EMPLOYER MEDICARE	77,402	.00	77,402.00	29,455.78	.00	47,946.22	38.1%
530600	BANK CHARGES	7,688	.00	7,688.00	817.87	.00	6,870.13	10.6%
530700	COMMUNICATION	4,615	.00	4,615.00	4,130.08	.00	484.92	89.5%
532000	DUES AND MEMBERSHIPS	12,935	.00	12,935.00	9,798.00	.00	3,137.00	75.7%
532900	LAUNDRY SERVICE	49,466	.00	49,466.00	24,416.50	23,583.50	1,466.00	97.0%
533300	LICENSES	3,100	.00	3,100.00	3,040.00	.00	60.00	98.1%
533800	MAINT/REPAIR SRVCS- VEHICL	1,000	.00	1,000.00	.00	.00	1,000.00	.0%
534900	PRINTING, STATIONERY AND F	5,890	.00	5,890.00	.00	.00	5,890.00	.0%
535500	TRAVEL	8,500	.00	8,500.00	4,183.10	.00	4,316.90	49.2%
539900	OTHER CONTRACTED SERVICES	597,848	.00	597,848.00	166,232.31	47,788.65	383,827.04	35.8%
541800	EQUIPMENT AND MACHINERY PA	125,287	.00	125,287.00	57,550.03	1,390.11	66,346.86	47.0%
542200	FOOD SUPPLIES	6,160,651	.00	6,160,651.00	3,229,190.72	1,154,153.48	1,777,306.80	71.2%
542500	GASOLINE	11,934	.00	11,934.00	4,468.83	.00	7,465.17	37.4%
543300	LUBRICANTS	400	.00	400.00	15.92	.00	384.08	4.0%
543500	OFFICE SUPPLIES	30,000	.00	30,000.00	14,633.83	105.96	15,260.21	49.1%
545000	TIRES AND TUBES	1,800	.00	1,800.00	391.60	.00	1,408.40	21.8%
545100	UNIFORMS	10,000	.00	10,000.00	8,060.11	.00	1,939.89	80.6%
545200	UTILITIES	266,000	.00	266,000.00	118,222.20	.00	147,777.80	44.4%
545300	VEHICLE PARTS	2,100	.00	2,100.00	2,395.16	.00	-295.16	114.1%
546900	USDA - COMMODITIES	1,149,873	.00	1,149,873.00	.00	.00	1,149,873.00	.0%
549900	OTHER SUPPLIES AND MATERIA	514,114	.00	514,114.00	252,120.12	71,754.08	190,239.80	63.0%
551300	WORKER'S COMP INSURANCE	40,000	.00	40,000.00	1,140.55	.00	38,859.45	2.9%
552400	IN SERVICE/STAFF DEVELOPME	50,030	.00	50,030.00	1,760.57	4,506.00	43,763.43	12.5%
570100	ADMINISTRATIVE EQUIPMENT	10,000	.00	10,000.00	.00	.00	10,000.00	.0%
571000	FOOD SERVICE EQUIPMENT	300,000	.00	300,000.00	83,462.17	.00	216,537.83	27.8%
TOTAL FOOD SERVICE		17,108,382	.00	17,108,382.00	7,162,696.50	1,303,281.78	8,642,403.72	49.5%
TOTAL CHILD NUTRITION		17,108,382	.00	17,108,382.00	7,162,696.50	1,303,281.78	8,642,403.72	49.5%

**Transportation Fund  
Balance Sheet  
For the Period Ending  
December 31, 2016**

<b>Assets:</b>		
Cash on Deposit w/Trustee	3,454,599.92	
Accounts Receivable	18,170.84	
Due From Other Funds	20,544.16	
Property Taxes Receivable	2,002,000.98	
Less Allowance for Uncollected Property Taxes	(56,060.02)	
<b>Total Assets</b>		<b>5,439,255.88</b>
Estimated Revenues	13,419,490.00	
Less Revenues Rec'd to Date	(6,741,904.65)	
<b>Estimated Revenues not Received</b>		<b>6,677,585.35</b>
<b>Total Debits</b>		<b>12,116,841.23</b>
<b>Liabilities:</b>		
Accounts Payable	75,681.13	
Payroll Deductions	668.86	
Due to Other Funds	5,460.00	
Due to Primary Government	1,937,020.33	
Deferred Revenue		
<b>Total Liabilities</b>		<b>2,018,830.32</b>
Appropriations		
From Estimated Revenues	13,419,490.00	
From Estimated Reserves	1,325,131.00	
<b>Total Appropriations</b>		<b>14,744,621.00</b>
Less Expenditures	(5,585,766.76)	
Less Encumbrances	(3,014,147.02)	
<b>Total Expenditures &amp; Encumbrances</b>		<b>(8,599,913.78)</b>
<b>Unencumbered Budget Balance</b>		<b>6,144,707.22</b>
<b>Fund Balance &amp; Reserves:</b>		
Reserve for Encumbrances-Current Year	3,014,147.02	
Reserve for Encumbrances-Prior Year	40,692.50	
Committed - Support Services 6/30/16	2,218,775.17	
Less Appropriations	(1,325,131.00)	
Plus Adjustments	4,820.00	
<b>Estimated Reserve 6/30/17</b>		<b>898,464.17</b>
<b>Total Fund Balance &amp; Reserves</b>		<b>3,953,303.69</b>
<b>Total Credits</b>		<b>12,116,841.23</b>

**Transportation Fund  
Cash Reconciliation  
December 31, 2016**

Cash on Deposit with Trustee	1,938,981.87	
Plus Receipts for Month	<u>2,611,383.13</u>	
Total Available Funds		4,550,365.00
Less Cash Disbursements:		
Warrants Issued	(1,695,427.39)	
Wire Transfers	(674,968.66)	
Trustee's Commission	<u>(19,375.44)</u>	
Total Cash Disbursements		(2,389,771.49)
Plus Voided Checks	<u>1,294,006.41</u>	
Book Balance		3,454,599.92
Plus Outstanding Warrants		37,011.20
Plus Wire Transfers in Transit		-
Less Adjustments Between Funds		<u>-</u>
Trustee's Report Balance		<u><u>3,491,611.12</u></u>

FOR 2017 06

ACCOUNTS FOR:	ORIGINAL	TRANFRS/	REVISED	YTD EXPENDED	ENCUMBRANCES	AVAILABLE	PCT
144 TRANSPORTATION FUND	APPROP	ADJSTMTS	BUDGET			BUDGET	USED
<u>00000 NON CHARGE</u>							
40110 CURR PROP TAX	1,909,600	.00	1,909,600.00	1,060,272.34	.00	849,327.66	55.5%
40120 TRUSTEE'S COLLECTIONS-PRIOR	60,000	.00	60,000.00	34,985.23	.00	25,014.77	58.3%
40125 TRUSTEE'S COLLECTIONS-BANK	0	.00	.00	1,714.14	.00	-1,714.14	100.0%
40130 CIRCUIT CLERK	0	.00	.00	11,654.72	.00	-11,654.72	100.0%
40140 INTEREST & PENALTY	15,000	.00	15,000.00	9,567.17	.00	5,432.83	63.8%
40162 PYMTS IN LIEU OF TAXES-LOC	40,275	.00	40,275.00	115.30	.00	40,159.70	.3%
40320 BANK EXCISE TAX	3,000	.00	3,000.00	.00	.00	3,000.00	.0%
44130 SALE OF MATERIALS & SUPPLI	2,500	.00	2,500.00	1,506.60	.00	993.40	60.3%
44145 SALE OF RECYCLED MATERIALS	3,200	.00	3,200.00	.00	.00	3,200.00	.0%
44170 MISCELLANEOUS REFUNDS	7,000	.00	7,000.00	10,708.23	.00	-3,708.23	153.0%
44560 DAMAGES RECOVERED FROM IND	1,000	.00	1,000.00	444.00	.00	556.00	44.4%
46511 BASIC EDUCATION PROG	10,055,000	.00	10,055,000.00	5,027,500.00	.00	5,027,500.00	50.0%
TOTAL NON CHARGE	12,096,575	.00	12,096,575.00	6,158,467.73	.00	5,938,107.27	50.9%
<u>72000 SUPPORT SERVICES</u>							
44530 SALE OF EQUIPMENT	40,000	.00	40,000.00	.00	.00	40,000.00	.0%
47143 EDUCATION OF THE HANDICAPP	1,282,915	.00	1,282,915.00	583,436.92	.00	699,478.08	45.5%
TOTAL SUPPORT SERVICES	1,322,915	.00	1,322,915.00	583,436.92	.00	739,478.08	44.1%
TOTAL TRANSPORTATION FUND	13,419,490	.00	13,419,490.00	6,741,904.65	.00	6,677,585.35	50.2%

03/01/2017 11:42  
MUNISReports

CLARKSVILLE-MONTGOMERY CO. SCHOOL SYSTEM  
Y-T-D BUDGET REPORT 12-31-16 EXPENSES

P 20  
glytdbud

FOR 2017 06

ACCOUNTS FOR: 144 TRANSPORTATION FUND	ORIGINAL APPROP	TRANFRS/ ADJUSTMTS	REVISED BUDGET	YTD EXPENDED	ENCUMBRANCES	AVAILABLE BUDGET	PCT USED
<b>72310 BOARD OF EDUCATION</b>							
551000 TRUSTEE'S COMMISSION	41,500	.00	41,500.00	22,386.01	.00	19,113.99	53.9%
TOTAL BOARD OF EDUCATION	41,500	.00	41,500.00	22,386.01	.00	19,113.99	53.9%
<b>72710 TRANSPORTATION</b>							
510500 SUPERVISOR/DIRECTOR	224,494	.00	224,494.00	112,246.97	.00	112,247.03	50.0%
514000 SALARY SUPPLEMENTS	20,000	.00	20,000.00	8,800.00	.00	11,200.00	44.0%
514200 MECHANIC(S)	693,194	.00	693,194.00	335,288.68	.00	357,905.32	48.4%
514600 BUS DRIVERS	4,692,913	.00	4,692,913.00	2,048,798.64	.00	2,644,114.36	43.7%
514800 DISPATCHERS/RADIO OPERATOR	140,262	.00	140,262.00	67,507.58	.00	72,754.42	48.1%
516100 SECRETARY(S)	163,343	.00	163,343.00	78,497.61	.00	84,845.39	48.1%
516800 TEMPORARY PERSONNEL	274,716	.00	274,716.00	43,540.48	.00	231,175.52	15.8%
518700 OVERTIME PAY	15,600	.00	15,600.00	9,152.39	.00	6,447.61	58.7%
518900 OTHER SALARIES & WAGES	1,140,347	.00	1,140,347.00	531,124.53	.00	609,222.47	46.6%
520100 SOCIAL SECURITY	456,621	.00	456,621.00	187,835.71	.00	268,785.29	41.1%
520400 STATE RETIREMENT	1,017,826	.00	1,017,826.00	420,129.76	.00	597,696.24	41.3%
520600 LIFE INSURANCE	14,458	.00	14,458.00	6,259.80	.00	8,198.20	43.3%
520700 MEDICAL INSURANCE	1,752,407	.00	1,752,407.00	796,336.44	.00	956,070.56	45.4%
521200 EMPLOYER MEDICARE	106,790	.00	106,790.00	44,267.72	.00	62,522.28	41.5%
530700 COMMUNICATION	42,500	.00	42,500.00	22,463.00	21,097.00	-1,060.00	102.5%
531300 CONTRACTS W/ PARENTS	2,500	.00	2,500.00	.00	.00	2,500.00	.0%
532000 DUES AND MEMBERSHIPS	250	.00	250.00	1,000.00	.00	-750.00	400.0%
532900 LAUNDRY SERVICE	7,000	.00	7,000.00	2,868.00	.00	4,132.00	41.0%
533300 LICENSES	7,000	.00	7,000.00	1,728.15	.00	5,271.85	24.7%
533600 MAINT/REPAIR SRVCS- EQUIP	30,000	.00	30,000.00	6,246.12	.00	23,753.88	20.8%
533800 MAINT/REPAIR SRVCS- VEHICLE	12,000	.00	12,000.00	1,946.38	.00	10,053.62	16.2%
534000 MEDICAL AND DENTAL SERVICE	50,000	.00	50,000.00	24,315.00	8,195.00	17,490.00	65.0%
535400 TRANSPORT.-OTHER THAN STUD	152,700	.00	152,700.00	152,105.70	.00	594.30	99.6%
539900 OTHER CONTRACTED SERVICES	70,000	.00	70,000.00	7,007.18	3,872.00	59,120.82	15.5%
542400 GARAGE SUPPLIES	7,350	.00	7,350.00	3,200.47	.00	4,149.53	43.5%
542500 GASOLINE	1,250,000	.00	1,250,000.00	293,186.55	65,166.81	891,646.64	28.7%
543300 LUBRICANTS	30,000	.00	30,000.00	15,690.37	5,434.15	8,875.48	70.4%
543500 OFFICE SUPPLIES	16,500	.00	16,500.00	5,618.97	78.08	10,802.95	34.5%
545000 TIRES AND TUBES	130,000	.00	130,000.00	68,733.75	49,358.95	11,907.30	90.8%
545300 VEHICLE PARTS	400,000	.00	400,000.00	189,362.76	.00	210,637.24	47.3%
547100 SOFTWARE	0	2,000.00	2,000.00	.00	.00	2,000.00	.0%
549900 OTHER SUPPLIES AND MATERIA	11,000	.00	11,000.00	7,376.09	3,597.71	26.20	99.8%

03/01/2017 11:42  
MUNISReports

CLARKSVILLE-MONTGOMERY CO. SCHOOL SYSTEM  
Y-T-D BUDGET REPORT 12-31-16 EXPENSES

P 21  
glytdbud

FOR 2017 06

ACCOUNTS FOR: 144	TRANSPORTATION FUND	ORIGINAL APPROP	TRANFRS/ ADJSTMTS	REVISED BUDGET	YTD EXPENDED	ENCUMBRANCES	AVAILABLE BUDGET	PCT USED
551100	VEHICLE AND EQUIP INSURANC	135,476	-20,126.00	115,350.00	57,675.00	.00	57,675.00	50.0%
552400	IN SERVICE/STAFF DEVELOPME	30,000	.00	30,000.00	7,202.31	.00	22,797.69	24.0%
570800	COMMUNICATION EQUIPMENT	4,000	.00	4,000.00	3,753.45	.00	246.55	93.8%
572900	TRANSPORTATION EQUIPMENT	1,620,000	.00	1,620,000.00	2,115.19	2,857,347.32	-1,239,462.51	176.5%
	TOTAL TRANSPORTATION	14,721,247	-18,126.00	14,703,121.00	5,563,380.75	3,014,147.02	6,125,593.23	58.3%
	TOTAL TRANSPORTATION FUND	14,762,747	-18,126.00	14,744,621.00	5,585,766.76	3,014,147.02	6,144,707.22	58.3%

**Extended School Programs Fund  
Balance Sheet  
For the Period Ending  
December 31, 2016**

<b>Assets:</b>			
Cash on Deposit w/Trustee		140,004.03	
Accounts Receivable		300.00	
Due from Other Funds		-	
		<hr/>	
<b>Total Assets</b>			140,304.03
Estimated Revenues		157,500.00	
Less Revenues Rec'd to Date		(90,250.00)	
		<hr/>	
Estimated Revenues not Received			67,250.00
			<hr/>
<b>Total Debits</b>			<b>207,554.03</b>
<b>Liabilities:</b>			
Accounts Payable		-	
Payroll Deductions		-	
Due to Other Funds		-	
		<hr/>	
<b>Total Liabilities</b>			-
<b>Appropriations</b>			
From Estimated Revenues	157,500.00		
From Estimated Reserves	44,500.00		
	<hr/>		
<b>Total Appropriations</b>		202,000.00	
Less Expenditures	(101,631.51)		
Less Encumbrances	(10,000.00)		
	<hr/>		
<b>Total Expenditures &amp; Encumbrances</b>		(111,631.51)	
		<hr/>	
<b>Unencumbered Budget Balance</b>			90,368.49
<b>Fund Balance &amp; Reserves:</b>			
Reserve for Encumbrances-Current Year		10,000.00	
Reserve for Encumbrances-Prior Year		-	
Committed for Education 6/30/16	151,685.54		
Less Appropriations	(44,500.00)		
	<hr/>		
Estimated Reserve 6/30/17		107,185.54	
		<hr/>	
<b>Total Fund Balance &amp; Reserves</b>			117,185.54
			<hr/>
<b>Total Credits</b>			<b>207,554.03</b>
			<hr/>



**Extended School Programs Fund  
Cash Reconciliation  
December 31, 2016**

Cash on Deposit with Trustee	141,029.03	
Plus Receipts for Month	<u>200.00</u>	
Total Available Funds		141,229.03
Less Cash Disbursements:		
Warrants Issued	(1,225.00)	
Wire Transfers	-	
Trustee's Commission	<u>-</u>	
Total Cash Disbursements		(1,225.00)
Plus Voided Checks	<u>-</u>	
Book Balance		140,004.03
Plus Outstanding Warrants		-
Plus Wire Transfers in Transit		-
Plus Adjustments Between Funds		<u>-</u>
Trustee's Report Balance		<u><u>140,004.03</u></u>

03/01/2017 15:31  
MUNISReports

CLARKSVILLE-MONTGOMERY CO. SCHOOL SYSTEM  
Y-T-D BUDGET REPORT 12-31-16 REVENUES

P 6  
glytdbud

FOR 2017 06

ACCOUNTS FOR: 146	EXTENDED SCHOOL PROGRAM	ORIGINAL APPROP	TRANFRS/ ADJSTMTS	REVISED BUDGET	YTD EXPENDED	ENCUMBRANCES	AVAILABLE BUDGET	PCT USED
71000 INSTRUCTION								
43513	TUITION-SUMMER SCHOOL	150,000	.00	150,000.00	88,750.00	.00	61,250.00	59.2%
43517	TUITION OTHER - CR RECOVER	7,500	.00	7,500.00	1,500.00	.00	6,000.00	20.0%
TOTAL INSTRUCTION		157,500	.00	157,500.00	90,250.00	.00	67,250.00	57.3%
TOTAL EXTENDED SCHOOL PROGRAM		157,500	.00	157,500.00	90,250.00	.00	67,250.00	57.3%

03/01/2017 11:42  
MUNISReports

CLARKSVILLE-MONTGOMERY CO. SCHOOL SYSTEM  
Y-T-D BUDGET REPORT 12-31-16 EXPENSES

P 22  
glytdbud

FOR 2017 06

ACCOUNTS FOR: 146 EXTENDED SCHOOL PROGRAM	ORIGINAL APPROP	TRANFRS/ ADJSTMTS	REVISED BUDGET	YTD EXPENDED	ENCUMBRANCES	AVAILABLE BUDGET	PCT USED
<u>71100 REGULAR INSTRUCTION PROGRAM</u>							
511600 TEACHERS	150,000	.00	150,000.00	79,150.00	.00	70,850.00	52.8%
516300 EDUCATIONAL ASSISTANTS	6,800	.00	6,800.00	741.90	.00	6,058.10	10.9%
520100 SOCIAL SECURITY	9,722	.00	9,722.00	4,953.30	.00	4,768.70	50.9%
520400 STATE RETIREMENT	14,500	.00	14,500.00	7,226.54	.00	7,273.46	49.8%
521200 EMPLOYER MEDICARE	2,274	.00	2,274.00	1,158.44	.00	1,115.56	50.9%
539900 OTHER CONTRACTED SERVICES	0	525.00	525.00	1,750.00	10,000.00	-11,225.00	2238.1%
542900 INSTRUCTIONAL SUPP & MATER	500	.00	500.00	.00	.00	500.00	.0%
TOTAL REGULAR INSTRUCTION PROG	183,796	525.00	184,321.00	94,980.18	10,000.00	79,340.82	57.0%
<u>72310 BOARD OF EDUCATION</u>							
551000 TRUSTEE'S COMMISSION	1,600	.00	1,600.00	.00	.00	1,600.00	.0%
TOTAL BOARD OF EDUCATION	1,600	.00	1,600.00	.00	.00	1,600.00	.0%
<u>72410 OFFICE OF THE PRINCIPAL</u>							
513900 ASSISTANT PRINCIPALS	9,400	.00	9,400.00	5,700.00	.00	3,700.00	60.6%
520100 SOCIAL SECURITY	583	.00	583.00	353.40	.00	229.60	60.6%
520400 STATE RETIREMENT	850	.00	850.00	515.28	.00	334.72	60.6%
521200 EMPLOYER MEDICARE	137	.00	137.00	82.65	.00	54.35	60.3%
TOTAL OFFICE OF THE PRINCIPAL	10,970	.00	10,970.00	6,651.33	.00	4,318.67	60.6%
<u>72610 OPERATION OF PLANT</u>							
516600 CUSTODIAL PERSONNEL	4,200	.00	4,200.00	.00	.00	4,200.00	.0%
520100 SOCIAL SECURITY	261	.00	261.00	.00	.00	261.00	.0%
520400 STATE RETIREMENT	587	.00	587.00	.00	.00	587.00	.0%
521200 EMPLOYER MEDICARE	61	.00	61.00	.00	.00	61.00	.0%
TOTAL OPERATION OF PLANT	5,109	.00	5,109.00	.00	.00	5,109.00	.0%
TOTAL EXTENDED SCHOOL PROGRAM	201,475	525.00	202,000.00	101,631.51	10,000.00	90,368.49	55.3%

**Capital Projects Fund  
Balance Sheet  
For the Period Ending  
December 31, 2016**

<b>Assets:</b>		
Cash on Deposit w/Trustee	1,253,574.21	
Accounts Receivable	-	
Due From Other Funds	6,745.97	
Due From Other Governments	-	
	<hr/>	
<b>Total Assets</b>		1,260,320.18
Estimated Revenues	6,644,505.00	
Less Revenues Rec'd to Date	(2,509,668.55)	
Estimated Revenues not Rec'd		4,134,836.45
		<hr/>
<b>Total Debits</b>		<b>5,395,156.63</b>
<b>Liabilities:</b>		
Accounts Payable	-	
Due to Other Funds	-	
	<hr/>	
<b>Total Liabilities</b>		-
Appropriations		
From Estimated Revenues	6,644,505.00	
From Estimated Reserves	918,304.98	
	<hr/>	
<b>Total Appropriations</b>		7,562,809.98
Less Expenditures	(2,167,713.35)	
Less Encumbrances	(620,639.82)	
	<hr/>	
<b>Total Expenditures &amp; Encumbrances</b>		<b>(2,788,353.17)</b>
		<hr/>
<b>Unencumbered Budget Balance</b>		<b>4,774,456.81</b>
<b>Fund Balance &amp; Reserves:</b>		
Reserve for Encumbrances - Current Year	620,639.82	
Reserve for Encumbrances - Prior Year	-	
Restricted for Capital Projects 6/30/16	1,112,372.86	
Less Appropriations	(918,304.98)	
Less Adjustments	(194,007.87)	
	<hr/>	
<b>Estimated Reserve 6/30/17</b>		<b>60.00</b>
		<hr/>
<b>Total Fund Balance &amp; Reserves</b>		<b>620,699.82</b>
		<hr/>
<b>Total Credits</b>		<b>5,395,156.63</b>

**Capital Projects Fund  
Cash Reconciliation  
December 31, 2016**

Cash on Deposit with Trustee	1,347,686.86	
Plus Receipts for Month	<u>-</u>	
Total Available Funds		1,347,686.86
Less Cash Disbursements:		
Warrants Issued	(94,112.65)	
Wire Transfers	<u>-</u>	
Trustee's Commission	<u>-</u>	
Total Cash Disbursements		(94,112.65)
Plus Voided Warrants		<u>-</u>
Book Balance		1,253,574.21
Plus Outstanding Warrants		88,978.00
Less Adjustments Between Funds		<u>-</u>
Trustee's Report Balance		<u><u>1,342,552.21</u></u>

03/01/2017 15:31  
MUNISReports

CLARKSVILLE-MONTGOMERY CO. SCHOOL SYSTEM  
Y-T-D BUDGET REPORT 12-31-16 REVENUES

P 7  
glytdbud

FOR 2017 06

ACCOUNTS FOR: 177	EDUCATION CAPITAL PROJECTS	ORIGINAL APPROP	TRANFRS/ ADJSTMTS	REVISED BUDGET	YTD EXPENDED	ENCUMBRANCES	AVAILABLE BUDGET	PCT USED
00000 NON CHARGE								
49100	BONDS PROCEEDS	0	2,563,005.00	2,563,005.00	1,509,668.55	.00	1,053,336.45	58.9%
49800	OPERATING TRANSFERS	4,081,500	.00	4,081,500.00	1,000,000.00	.00	3,081,500.00	24.5%
TOTAL NON CHARGE		4,081,500	2,563,005.00	6,644,505.00	2,509,668.55	.00	4,134,836.45	37.8%
TOTAL EDUCATION CAPITAL PROJEC		4,081,500	2,563,005.00	6,644,505.00	2,509,668.55	.00	4,134,836.45	37.8%

FOR 2017 06

ACCOUNTS FOR: 177	EDUCATION CAPITAL PROJECTS	ORIGINAL APPROP	TRANFRS/ ADJSTMTS	REVISED BUDGET	YTD EXPENDED	ENCUMBRANCES	AVAILABLE BUDGET	PCT USED
<u>72710 TRANSPORTATION</u>								
572900	TRANSPORTATION EQUIPMENT	0	945,082.71	945,082.71	945,082.71	.00	.00	100.0%
	TOTAL TRANSPORTATION	0	945,082.71	945,082.71	945,082.71	.00	.00	100.0%
<u>91300 EDUCATION CAPITAL PROJECTS</u>								
530400	ARCHITECTS	0	126,409.93	126,409.93	41,473.30	84,936.63	.00	100.0%
532100	ENGINEERING SERVICES	0	3,850.00	3,850.00	.00	3,850.00	.00	100.0%
570600	BUILDING CONSTRUCTION	0	4,211.16	4,211.16	162.44	.00	4,048.72	3.9%
570700	BUILDING IMPROVEMENTS	3,111,500	1,974,758.16	5,086,258.16	1,062,590.86	342,259.44	3,681,407.86	27.6%
572400	SITE DEVELOPMENT	970,000	426,998.02	1,396,998.02	118,404.04	189,593.75	1,089,000.23	22.0%
	TOTAL EDUCATION CAPITAL PROJEC	4,081,500	2,536,227.27	6,617,727.27	1,222,630.64	620,639.82	4,774,456.81	27.9%
	TOTAL EDUCATION CAPITAL PROJEC	4,081,500	3,481,309.98	7,562,809.98	2,167,713.35	620,639.82	4,774,456.81	36.9%

FOR 2017 08

JOURNAL DETAIL 2017 1 TO 2017 12

ORIGINAL REV	ADJUSTMENT	REVISED	ACTUAL YTD	REMAINING	PCT
--------------	------------	---------	------------	-----------	-----

101 COUNTY GENERAL

40110	CURRENT PROPERTY TAX	-40,810,650	-40,810,650	-24,463,697.44	-16,346,952.56	59.9%
40120	TRUSTEE'S COLLECTIONS - PYR	-1,300,000	-1,300,000	-587,994.09	-712,005.91	45.2%
40125	TRUSTEE COLLECTIONS - BANKRUPT	-60,000	-60,000	-39,918.02	-20,081.98	66.5%
40130	CIRCUIT/CHANCERY COLLECT-PYR	-300,000	-300,000	-252,175.87	-47,824.13	84.1%
40140	INTEREST & PENALTY	-350,000	-350,000	-207,803.11	-142,196.89	59.4%
40161	PMTS IN LIEU OF TAXES - T.V.A	-763	-763	-762.74	-	100.0%
40162	PMTS IN LIEU OF TAXES - UTILIT	-1,255,000	-1,255,000	-952,565.64	-302,434.36	75.9%
40163	PMTS IN LIEU OF TAXES - OTHER	-432,372	-432,372	-660,483.21	228,111.21	152.8%
40220	HOTEL/MOTEL TAX	-1,891,000	-1,891,000	-1,134,759.94	-756,240.06	60.0%
40250	LITIGATION TAX - GENERAL	-364,000	-364,000	-225,081.81	-138,918.19	61.8%
40260	LITIGATION TAX-SPECIAL PURPOS	-75,000	-75,000	-44,428.34	-30,571.66	59.2%
40270	BUSINESS TAX	-1,000,000	-1,000,000	-286,748.90	-713,251.10	28.7%
40320	BANK EXCISE TAX	-150,000	-150,000	-21,592.15	-128,407.85	14.4%
40330	WHOLESALE BEER TAX	-420,000	-420,000	-209,075.89	-210,924.11	49.8%
40350	INTERSTATE TELECOMMUNICATIONS	-3,000	-3,000	-2,148.11	-851.89	71.6%
41120	ANIMAL REGISTRATION	-35,000	-35,000	-22,118.00	-12,882.00	63.2%
41130	ANIMAL VACCINATION	-6,000	-6,000	-4,657.00	-1,343.00	77.6%
41140	CABLE TV FRANCHISE	-250,000	-250,000	-204,778.90	-45,221.10	81.9%
41520	BUILDING PERMITS	-600,000	-600,000	-352,673.10	-247,326.90	58.8%
41540	PLUMBING PERMITS	-13,500	-13,500	-14,055.00	555.00	104.1%
41590	OTHER PERMITS	-136,000	-136,000	-103,356.30	-32,643.70	76.0%
42110	FINES	-1,550	-1,550	-860.94	-689.06	55.5%
42120	OFFICERS COSTS	-28,000	-28,000	-10,789.02	-17,210.98	38.5%
42141	DRUG COURT FEES	-2,000	-2,000	-730.83	-1,269.17	36.5%
42142	VETERANS TREATMENT COURT FEES	-95	-95	-403.75	308.75	425.0%
42190	DATA ENTRY FEES - CIRCUIT COUR	-10,000	-10,000	-5,772.72	-4,227.28	57.7%
42191	COURTROOM SECURITY - CIRCUIT	-6,530	-6,530	-4,279.73	-2,250.27	65.5%
42192	CIRCUIT COURT VICTIMS ASSESS	-2,600	-2,600	-1,761.53	-838.47	67.8%
42310	FINES	-125,000	-125,000	-53,782.07	-71,217.93	43.0%
42311	FINES - LITTERING	-750	-750	-332.50	-417.50	44.3%
42320	OFFICERS COSTS	-200,000	-200,000	-179,959.58	-20,040.42	90.0%
42330	GAME & FISH FINES	-1,000	-1,000	-124.87	-875.13	12.5%
42341	DRUG COURT FEES	-20,000	-20,000	-12,718.71	-7,281.29	63.6%
42342	VETERANS TREATMENT COURT FEES	-7,300	-7,300	-7,306.68	6.68	100.1%
42350	JAIL FEES GENERAL SRSSIONS	-280,000	-280,000	-162,340.72	-117,659.28	58.0%
42380	DUI TREATMENT FINES	-30,000	-30,000	-9,867.66	-20,132.34	32.9%
42390	DATA ENTRY FRG-GENERAL SESS	-54,000	-54,000	-32,112.50	-21,887.50	59.5%
42392	GRN SESSIONS VICTIM ASSESSMNT	-61,000	-61,000	-32,222.57	-28,777.43	52.8%
42410	FINES	-750	-750	-210.90	-539.10	28.1%
42420	OFFICERS COSTS	-15,000	-15,000	-12,209.22	-2,790.78	81.4%



03/08/2017 09:44  
 mlopez

**MONTGOMERY COUNTY GOVERNMENT, TN**  
**YEAR-TO-DATE BUDGET REPORT**

P  
 glytdbud 2

FOR 2017 08

JOURNAL DETAIL 2017 1 TO 2017 12

	ORIGINAL ESTIM REV	ESTIM REV ADJUSTMTS	REVISED EST REV	ACTUAL YTD REVENUE	REMAINING REVENUE	PCT COLL
42450 JAIL FEES	-42,625	0	-42,625	-25,379.61	-17,245.39	59.5%
42490 DATA ENTRY FEE-JUVENILE COURT	-31,200	0	-31,200	-5,395.08	-25,804.92	17.3%
42520 OFFICERS COSTS	-30,000	0	-30,000	-21,567.30	-8,432.70	71.9%
42530 DATA ENTRY FEE -CHANCERY COUR	-4,500	0	-4,500	-3,096.00	-1,404.00	68.8%
42610 FINES	-2,500	0	-2,500	-408.50	-2,091.50	16.3%
42641 DRUG COURT FEES	-25,000	0	-25,000	-17,082.00	-7,918.00	68.3%
42900 OTHER FINES/FORFEITURE/PENALT	-400	0	-400	.00	-400.00	.0%
42990 OTHER FINES/FORFEITS/PENALTIE	-3,000	0	-3,000	-3,290.00	290.00	109.7%
43120 PATIENT CHARGES	-6,200,000	0	-6,200,000	-3,853,238.72	-2,346,761.28	62.1%
43140 ZONING STUDIES	-4,500	0	-4,500	-2,750.00	-1,750.00	61.1%
43190 OTHER GENERAL SERVICE CHARGES	-55,000	0	-55,000	-39,874.78	-15,125.22	72.5%
43340 RECREATION FEES	-10,000	0	-10,000	-8,212.50	-1,787.50	82.1%
43350 COPY FEES	-6,050	0	-6,050	-6,914.84	864.84	114.3%
43365 ARCHIVE & RECORD MANAGEMENT	-392,000	0	-392,000	-251,380.33	-140,619.67	64.1%
43366 GREENBELT LATE APPLICATION FE	-300	0	-300	.00	-300.00	.0%
43370 TELEPHONE COMMISSIONS	-105,000	0	-105,000	-43,488.23	-61,511.77	41.4%
43380 VENDING MACHINE COLLECTIONS	-85,000	0	-85,000	-61,511.81	-23,488.19	72.4%
43392 DATA PROCESSING FEES -REGISTE	-75,000	0	-75,000	-44,394.00	-30,606.00	59.2%
43393 PROBATION FEES	-27,000	0	-27,000	-9,513.00	-17,487.00	35.2%
43394 DATA PROCESSING FEES - SHERIF	-30,000	0	-30,000	-17,787.95	-12,212.05	59.3%
43395 SEXUAL OFFENDER FEE - SHERIFF	-17,100	0	-17,100	-3,500.00	-13,600.00	20.5%
43396 DATA PROCESSING FEE-COUNTY CL	-12,000	0	-12,000	-6,456.00	-5,544.00	53.8%
43990 OTHER CHARGES FOR SERVICES	-4,200	0	-4,200	-5,459.02	1,259.02	130.0%
44110 INTEREST EARNED	-225,000	0	-225,000	-271,987.37	46,987.37	120.9%
44120 LEASE/RENTALS	-580,658	0	-580,658	-377,552.14	-203,105.86	65.0%
44140 SALE OF MAPS	-1,000	0	-1,000	-1,239.40	239.40	123.9%
44145 SALE OF RECYCLED MATERIALS	0	0	0	-207.00	207.00	100.0%
44170 MISCELLANEOUS REFUNDS	-224,671	0	-224,671	-151,721.30	-72,949.70	67.5%
44530 SALE OF EQUIPMENT	0	0	0	-1,910.00	1,910.00	100.0%
44570 CONTRIBUTIONS & GIFTS	0	0	0	-8,000.00	8,000.00	100.0%
44990 OTHER LOCAL REVENUES	-716,955	0	-716,955	-395,656.14	-321,298.86	55.2%
45510 COUNTY CLERK	-1,500,000	0	-1,500,000	-912,950.26	-587,049.74	60.9%
45520 CIRCUIT COURT CLERK	-520,000	0	-520,000	-353,204.13	-166,795.87	67.9%
45540 GENERAL SESSIONS COURT CLERK	-1,285,000	0	-1,285,000	-1,024,323.37	-260,676.63	79.7%
45550 CLERK & MASTER	-370,000	0	-370,000	-252,364.16	-117,635.84	68.2%
45560 JUVENILE COURT CLERK	-222,000	0	-222,000	-151,066.90	-70,933.10	68.0%
45580 REGISTER	-1,000,000	0	-1,000,000	-708,384.65	-291,615.35	70.8%
45590 SHERIFF	-33,000	0	-33,000	-35,399.79	2,399.79	107.3%
45610 TRUSTEE	-3,300,000	0	-3,300,000	-2,042,692.32	-1,257,307.68	61.9%
46110 JUVENILE SERVICES PROGRAM	-580,011	-25,000	-605,011	-276,518.76	-328,492.24	45.7%
46210 LAW ENFORCEMENT TRAINING PROG	-65,400	0	-65,400	.00	-65,400.00	.0%
46390 OTHER HEALTH & WELFARE GRANT	0	-102,500	-102,500	-13,296.40	-89,203.60	13.0%
46430 LITTER PROGRAM	0	-70,600	-70,600	-44,425.03	-26,174.97	62.9%
46810 FLOOD CONTROL	-330	0	-330	.00	-330.00	.0%

03/08/2017 09:44  
 mlopez

**MONTGOMERY COUNTY GOVERNMENT, TN  
 YEAR-TO-DATE BUDGET REPORT**
**P 3**  
**glytdbud**

FOR 2017 08

JOURNAL DETAIL 2017 1 TO 2017 12

	ORIGINAL ESTIM REV	ESTIM REV ADJSTMTS	REVISED EST REV	ACTUAL YTD REVENUE	REMAINING REVENUE	PCT COLL
46830 BEER TAX	-17,500	0	-17,500	-9,816.22	-7,683.78	56.1%
46835 VEHICLE CERTIFICATE OF TITLE	-21,000	0	-21,000	-16,625.65	-4,374.35	79.2%
46840 ALCOHOLIC BEVERAGE TAX	-200,000	0	-200,000	-201,260.37	1,260.37	100.6%
46851 STATE REVENUE SHARING - T.V.A	-1,676,247	0	-1,676,247	-824,271.68	-851,975.32	49.2%
46880 BOARD OF JURORS	-5,000	0	-5,000	.00	-5,000.00	.0%
46890 PRISONER TRANSPORTATION	-22,000	0	-22,000	-11,585.06	-10,414.94	52.7%
46915 CONTRACTED PRISONER BOARDING	-1,580,000	0	-1,580,000	-1,255,041.00	-324,959.00	79.4%
46960 REGISTRAR'S SALARY SUPPLEMENT	-15,164	0	-15,164	-7,582.00	-7,582.00	50.0%
46980 OTHER STATE GRANTS	-3,333,102	-60,500	-3,393,602	-1,444,323.13	-1,949,278.87	42.6%
46990 OTHER STATE REVENUES	-27,000	-43,251	-70,251	-59,949.41	-10,301.59	85.3%
47235 HOMELAND SECURITY GRANTS	-74,350	-168,583	-242,933	-75,099.78	-167,833.22	30.9%
47590 OTHER FEDERAL THROUGH STATE	-20,000	-348,053	-368,053	-144,782.31	-223,270.28	39.3%
47700 ASSET FORFEITURE FUNDS	-2,000	0	-2,000	.00	-2,000.00	.0%
47990 OTHER DIRECT FEDERAL REVENUE	-20,000	-27,978	-47,978	-30,233.11	-17,744.89	63.0%
48130 CONTRIBUTIONS	-172,000	0	-172,000	-88,389.62	-83,610.38	51.4%
48610 DONATIONS	-33,360	-25,230	-58,590	-25,695.44	-32,894.56	43.9%
49700 INSURANCE RECOVERY	0	-19,339	-19,339	-33,528.17	14,189.17	173.4%
49800 OPERATING TRANSFERS	-430,862	-233,735	-664,597	.00	-664,597.00	.0%
<b>TOTAL COUNTY GENERAL</b>	<b>-75,733,845</b>	<b>-1,124,769</b>	<b>-76,858,614</b>	<b>-46,000,441.80</b>	<b>-30,858,171.79</b>	<b>59.9%</b>

**131 GENERAL ROADS**

40110 CURRENT PROPERTY TAX	-4,150,050	0	-4,150,050	-2,487,725.85	-1,662,324.15	59.9%
40120 TRUSTEE'S COLLECTIONS - PYR	-108,000	0	-108,000	-59,840.35	-48,159.65	55.4%
40125 TRUSTEE COLLECTIONS - BANKRUPT	-4,000	0	-4,000	-3,665.30	-334.70	91.6%
40130 CIRCUIT/CHANCERY COLLECT-PYR	-30,000	0	-30,000	-25,643.78	-4,356.22	85.5%
40140 INTEREST & PENALTY	-30,000	0	-30,000	-21,487.27	-8,512.73	71.6%
40270 BUSINESS TAX	-102,000	0	-102,000	-24,719.73	-77,280.27	24.2%
40280 MINERAL SEVERANCE TAX	-213,229	0	-213,229	-115,737.49	-97,491.51	54.3%
40320 BANK EXCISE TAX	-13,590	0	-13,590	-2,195.71	-11,394.29	16.2%
44135 SALE OF GASOLINE	-32,000	0	-32,000	-11,289.60	-20,710.40	35.3%
44170 MISCELLANEOUS REFUNDS	-26,000	0	-26,000	-10,020.39	-15,979.61	38.5%
46410 BRIDGE PROGRAM	-245,000	0	-245,000	.00	-245,000.00	.0%
46420 STATE AID PROGRAM	-323,332	-500,000	-823,332	-436,014.49	-387,317.51	53.0%
46920 GASOLINE & MOTOR FUEL TAX	-2,951,381	0	-2,951,381	-1,846,967.84	-1,104,413.16	62.6%
46930 PETROLEUM SPECIAL TAX	-124,345	0	-124,345	-72,534.39	-51,810.61	58.3%
48120 PAVING & MAINTENANCE	-25,000	0	-25,000	.00	-25,000.00	.0%
49700 INSURANCE RECOVERY	0	0	0	-7,679.91	7,679.91	100.0%
<b>TOTAL GENERAL ROADS</b>	<b>-8,377,927</b>	<b>-500,000</b>	<b>-8,877,927</b>	<b>-5,125,522.10</b>	<b>-3,752,404.90</b>	<b>57.7%</b>

**151 DEBT SERVICE**

03/08/2017 09:44  
 mlopez

**MONTGOMERY COUNTY GOVERNMENT, TN**  
**YEAR-TO-DATE BUDGET REPORT**

P 4  
 glytdbud

FOR 2017 08

JOURNAL DETAIL 2017 1 TO 2017 12

	ORIGINAL ESTIM REV	ESTIM REV ADJUSTMTS	REVISED EST REV	ACTUAL YTD REVENUE	REMAINING REVENUE	PCT COLL
40110 CURRENT PROPERTY TAX	-33,780,750	0	-33,780,750	-20,249,680.90	-13,531,069.10	59.9%
40120 TRUSTEE'S COLLECTIONS - PYR	-600,000	0	-600,000	-485,576.85	-114,423.15	80.9%
40125 TRUSTEE COLLECTIONS - BANKRUPT	-30,000	0	-30,000	-24,725.82	-5,274.18	82.4%
40130 CIRCUIT/CHANCERY COLLECT-PYR	-190,000	0	-190,000	-208,736.65	18,736.65	109.9%
40140 INTEREST & PENALTY	-230,000	0	-230,000	-174,906.98	-55,093.02	76.0%
40210 LOCAL OPTION SALES TAX	0	0	0	-98,135.99	98,135.99	100.0%
40250 LITIGATION TAX - GENERAL	-300,000	0	-300,000	-209,899.88	-90,100.12	70.0%
40266 LITIGATION TAX-JAIL/WH/CH	-330,000	0	-330,000	-228,137.34	-101,862.66	69.1%
40270 BUSINESS TAX	-80,000	0	-80,000	-24,719.73	-55,280.27	30.9%
40285 ADEQUATE FACILITIES TAX	-900,000	0	-900,000	-895,000.00	-5,000.00	99.4%
40320 BANK EXCISE TAX	-90,000	0	-90,000	-17,872.76	-72,127.24	19.9%
44110 INTEREST EARNED	-400,000	0	-400,000	-187,967.55	-212,032.45	47.0%
47715 TAX CREDIT BOND REBATE	-90,000	0	-90,000	-90,418.56	418.56	100.5%
49400 PROCEEDS OF REFUNDING BONDS	0	0	0	-10,830,000.00	10,830,000.00	100.0%
49410 PREMIUM ON DEBT SOLD	0	0	0	-465,897.10	465,897.10	100.0%
49800 OPERATING TRANSFERS	-243,000	0	-243,000	-252,229.74	9,229.74	103.8%
TOTAL DEBT SERVICE	-37,263,750	0	-37,263,750	-34,443,905.85	-2,819,844.15	92.4%
171 CAPITAL PROJECTS						
40110 CURRENT PROPERTY TAX	-2,277,600	0	-2,277,600	-1,365,297.25	-912,302.75	59.9%
40120 TRUSTEE'S COLLECTIONS - PYR	-47,000	0	-47,000	-32,729.66	-14,270.34	69.6%
40125 TRUSTEE COLLECTIONS - BANKRUPT	-2,000	0	-2,000	-2,011.52	11.52	100.6%
40130 CIRCUIT/CHANCERY COLLECT-PYR	-16,000	0	-16,000	-14,073.59	-1,926.41	88.0%
40140 INTEREST & PENALTY	-15,000	0	-15,000	-11,319.52	-3,680.48	75.5%
40320 BANK EXCISE TAX	-8,000	0	-8,000	-1,205.04	-6,794.96	15.1%
44110 INTEREST EARNED	0	0	0	-13,791.58	13,791.58	100.0%
47590 OTHER FEDERAL THROUGH STATE	0	-7,428,584	-7,428,584	-387,484.91	-7,041,099.08	5.2%
48130 CONTRIBUTIONS	0	0	0	13,529.66	-13,529.66	100.0%
48610 DONATIONS	0	-751,500	-751,500	-150.00	-751,350.00	.0%
49100 BOND PROCEEDS	-18,492,000	0	-18,492,000	-17,600,000.00	-892,000.00	95.2%
49410 PREMIUM ON DEBT SOLD	0	0	0	-1,100,782.65	1,100,782.65	100.0%
49700 INSURANCE RECOVERY	0	-800	-800	-800.40	.00	100.0%
TOTAL CAPITAL PROJECTS	-20,857,600	-8,180,884	-29,038,484	-20,516,116.46	-8,522,367.93	70.7%
266 WORKER'S COMPENSATION						
44170 MISCELLANEOUS REFUNDS	0	0	0	-1,258.73	1,258.73	100.0%
49800 OPERATING TRANSFERS	-840,000	0	-840,000	.00	-840,000.00	.0%

**\*\* END OF REPORT - Generated by Mariel Lopez-Gonzalez \*\***



03/08/2017 09:44  
mlopez

MONTGOMERY COUNTY GOVERNMENT, TN  
YEAR-TO-DATE BUDGET REPORT

P 6  
glytdbud

REPORT OPTIONS

	Field #	Total	Page Break
Sequence 1	1	Y	N
Sequence 2	11	Y	N
Sequence 3	0	N	N
Sequence 4	0	N	N

Report title:  
YEAR-TO-DATE BUDGET REPORT

Includes accounts exceeding 0% of budget.

Print totals only: Y

Print Full or Short description: F

Print full GL account: N

Format type: 1

Double space: N

Suppress zero bal accts: Y

Include requisition amount: Y

Print Revenues-Version headings: Y

Print revenue as credit: Y

Print revenue budgets as zero: N

Include Fund Balance: N

Print journal detail: Y

From Yr/Per: 2017/ 1

To Yr/Per: 2017/12

Include budget entries: Y

Incl encumb/liq entries: Y

Sort by JE # or PO #: J

Detail format option: 1

Include additional JE comments: N

Multiyear view: D

Amounts/totals exceed 999 million dollars: N

Year/Period: 2017/ 8

Print MTD Version: N

Roll projects to object: N

Carry forward code: 1

Find Criteria

Field Name	Field Value
------------	-------------

Fund	101 131 151 171 266
------	---------------------

Department	
------------	--

Program	
---------	--

Function	
----------	--

Object	
--------	--

Project	
---------	--

Character code	
----------------	--

Account type	Revenue
--------------	---------

Account status	
----------------	--

Rollup Code	
-------------	--

03/13/2017 09:42  
mlopez

MONTGOMERY COUNTY GOVERNMENT, TN  
YEAR-TO-DATE BUDGET REPORT

P 1  
glytdbud

FOR 2017 08

JOURNAL DETAIL 2017 1 TO 2017 12

	ORIGINAL APPROP	TRANSFRS/ ADJUSTMENTS	REVISED BUDGET	YTD EXPENDED	ENC/REQ	AVAILABLE BUDGET	PCT USED
101 COUNTY GENERAL							
51100 COUNTY COMMISSION	344,652	10,340	354,992	181,362.38	25,850.56	147,779.06	58.4%
51210 BOARD OF EQUALIZATION	4,841	0	4,841	220.68	.00	4,620.32	4.6%
51220 BEER BOARD	4,845	0	4,845	807.40	.00	4,037.60	16.7%
51240 OTHER BOARDS & COMMITTEES	5,168	0	5,168	1,937.76	.00	3,230.24	37.5%
51300 COUNTY MAYOR	497,462	0	497,462	316,638.74	6,580.61	174,242.65	65.0%
51310 HUMAN RESOURCES	383,009	3,000	386,009	238,004.51	7,020.55	140,983.94	63.5%
51400 COUNTY ATTORNEY	67,950	0	67,950	7,117.82	.00	60,832.18	10.5%
51500 ELECTION COMMISSION	737,617	0	737,617	558,142.11	15,679.71	163,795.18	77.8%
51600 REGISTER OF DEEDS	474,628	0	474,628	302,969.69	932.19	170,726.12	64.0%
51720 PLANNING	328,008	0	328,008	246,006.00	.00	82,002.00	75.0%
51730 BUILDING	317,392	3,500	320,892	196,359.37	5,595.38	118,937.25	62.9%
51750 CODES COMPLIANCE	844,664	0	844,664	526,466.59	4,057.91	314,139.50	62.8%
51760 GEOGRAPHICAL INFO SYSTEMS	164,740	0	164,740	96,763.14	25,795.00	42,181.86	74.4%
51800 COUNTY BUILDINGS	390,809	4,950	395,759	249,225.71	5,441.95	141,091.34	64.3%
51810 FACILITIES	2,594,351	17,800	2,612,151	1,586,886.40	63,081.64	962,182.96	63.2%
51900 OTHER GENERAL ADMINISTRATION	610,789	9,378	620,167	404,431.98	820.00	214,915.02	65.3%
51910 ARCHIVES	164,760	26,269	191,029	100,473.91	1,110.10	89,444.99	53.2%
52100 ACCOUNTS & BUDGETS	663,099	0	663,099	407,852.34	2,884.80	252,361.86	61.9%
52200 PURCHASING	313,797	0	313,797	200,172.09	716.92	112,907.99	64.0%
52300 PROPERTY ASSESSOR'S OFFICE	1,322,185	23,500	1,345,685	778,874.07	37,011.75	529,799.18	60.6%
52400 COUNTY TRUSTEES OFFICE	679,222	26,000	705,222	454,428.51	8,022.42	242,771.07	65.6%
52500 COUNTY CLERK'S OFFICE	2,118,766	677	2,119,443	1,358,822.58	21,006.91	739,613.60	65.1%
52600 INFORMATION SYSTEMS	2,450,423	24,958	2,475,381	1,937,378.37	38,951.50	499,051.13	79.8%
52900 OTHER FINANCE	61,300	0	61,300	21,235.84	.00	40,064.16	34.6%
53100 CIRCUIT COURT	3,124,003	0	3,124,003	1,927,388.60	39,182.78	1,157,431.62	63.0%
53300 GENERAL SESSIONS COURT	686,186	0	686,186	456,624.72	.00	229,561.28	66.5%
53330 DRUG COURT	70,000	0	70,000	25,874.42	.00	44,125.58	37.0%
53400 CHANCERY COURT	561,413	0	561,413	357,667.87	135.32	203,609.81	63.7%
53500 JUVENILE COURT	1,331,412	275,609	1,607,021	792,468.61	1,950.54	812,601.85	49.4%
53600 DISTRICT ATTORNEY GENERAL	59,750	0	59,750	28,582.50	6,365.22	24,802.28	58.5%
53610 OFFICE OF PUBLIC DEFENDER	7,313	120	7,433	4,574.57	299.00	2,559.43	65.6%
53700 JUDICIAL COMMISSIONERS	242,100	0	242,100	137,822.28	865.32	103,412.40	57.3%
53900 OTHER ADMINISTRATION/ JUSTICE	519,333	25,000	544,333	232,614.77	310.99	311,407.24	42.8%
53910 ADULT PROBATION SERVICES	1,090,780	0	1,090,780	580,242.78	34,863.56	475,673.66	56.4%
54110 SHERIFF'S DEPARTMENT	10,590,894	214,334	10,805,228	6,917,729.81	175,195.08	3,712,303.30	65.6%
54120 SPECIAL PATROLS	2,348,201	18,811	2,367,012	1,446,384.65	25,129.75	895,497.65	62.2%
54160 SEXUAL OFFENDER REGISTRY	17,100	850	17,950	9,767.14	456.00	7,726.86	57.0%
54210 JAIL	13,070,737	27,978	13,098,715	8,175,247.38	831,346.73	4,092,120.89	68.8%
54220 WORKHOUSE	1,921,382	0	1,921,382	1,203,738.58	179,089.17	538,554.25	72.0%
54230 COMMUNITY CORRECTIONS	493,802	7,000	500,802	291,044.49	32,322.96	177,434.55	64.6%

03/13/2017 09:42  
mlopez

MONTGOMERY COUNTY GOVERNMENT, TN  
YEAR-TO-DATE BUDGET REPORT

P 2  
glytdbud

FOR 2017 08

JOURNAL DETAIL 2017 1 TO 2017 12

	ORIGINAL APPROP	TRANSFRS/ ADJUSTMENTS	REVISED BUDGET	YTD EXPENDED	ENC/REQ	AVAILABLE BUDGET	PCT USED
54240 JUVENILE SERVICES	280,767	0	280,767	168,397.85	3,016.92	109,352.23	61.1%
54310 FIRE PREVENTION & CONTROL	192,152	1,671	193,823	101,940.30	2,866.09	89,016.61	54.1%
54410 EMERGENCY MANAGEMENT	560,630	0	560,630	368,532.19	1,080.52	191,017.29	65.9%
54490 OTHER EMERGENCY MANAGEMENT	0	167,833	167,833	17,186.51	1,009.40	149,637.09	10.8%
54610 COUNTY CORONER / MED EXAMINER	224,700	0	224,700	91,740.00	5,160.00	127,800.00	43.1%
55110 HEALTH DEPARTMENT	205,151	226,517	431,668	214,316.82	19,295.04	198,056.14	54.1%
55120 RABIES & ANIMAL CONTROL	841,169	26,730	867,899	482,669.79	13,992.61	371,236.60	57.2%
55130 AMBULANCE SERVICE	10,686,543	0	10,686,543	6,445,755.48	291,809.05	3,948,978.47	63.0%
55190 OTHER LOCAL HLTH SRVCS (WIC)	2,787,300	60,500	2,847,800	1,521,837.66	.00	1,325,962.34	53.4%
55390 APPROPRIATION TO STATE	211,999	0	211,999	133,565.25	.00	78,433.75	63.0%
55590 OTHER LOCAL WELFARE SERVICES	20,825	0	20,825	7,550.00	.00	13,275.00	36.3%
55900 OTHER PUBLIC HEALTH & WELFARE	2,500	0	2,500	800.00	.00	1,700.00	32.0%
56500 LIBRARIES	2,002,996	0	2,002,996	1,502,247.00	.00	500,749.00	75.0%
56700 PARKS & FAIR BOARDS	907,326	0	907,326	529,669.18	155,872.14	221,784.68	75.6%
56900 OTHER SOCIAL, CULTURAL & REC	9,688	0	9,688	4,077.77	.00	5,610.23	42.1%
57100 AGRICULTURAL EXTENSION SERVIC	421,545	0	421,545	170,850.04	2,746.97	247,947.99	41.2%
57300 FOREST SERVICE	2,000	0	2,000	2,000.00	.00	.00	100.0%
57500 SOIL CONSERVATION	34,890	0	34,890	25,983.99	.00	8,906.01	74.5%
58110 TOURISM	1,513,335	0	1,513,335	898,729.89	.00	614,605.11	59.4%
58120 INDUSTRIAL DEVELOPMENT	1,368,807	173,089	1,541,896	1,078,856.00	.00	463,040.00	70.0%
58220 AIRPORT	314,000	0	314,000	183,333.36	.00	130,666.64	58.4%
58300 VETERAN'S SERVICES	476,373	40,847	517,220	314,917.60	1,482.86	200,819.54	61.2%
58400 OTHER CHARGES	2,316,406	-3,500	2,312,906	1,083,359.45	.00	1,229,546.55	46.8%
58500 CONTRIBUTION TO OTHER AGENCIE	384,500	34,885	419,385	363,495.99	67.97	55,821.04	86.7%
58600 EMPLOYEE BENEFITS	457,900	0	457,900	257,671.74	.00	200,228.26	56.3%
58900 MISC-CONT RESERVE	15,500	0	15,500	8,187.69	1,023.78	6,288.53	59.4%
64000 LITTER & TRASH COLLECTION	121,088	17,600	138,688	78,514.09	.00	60,173.91	56.6%
<b>TOTAL COUNTY GENERAL</b>	<b>78,038,973</b>	<b>1,466,246</b>	<b>79,505,219</b>	<b>48,816,536.80</b>	<b>2,097,495.67</b>	<b>28,591,186.86</b>	<b>64.0%</b>

131 GENERAL ROADS

61000 ADMINISTRATION	452,848	0	452,848	296,601.87	1,891.94	154,354.19	65.9%
62000 HIGHWAY & BRIDGE MAINTENANCE	4,713,538	0	4,713,538	2,792,845.51	143,597.53	1,777,094.96	62.3%
63100 OPERATION & MAINT OF EQUIPMEN	1,186,626	7,824	1,194,450	694,218.90	40,207.86	460,022.79	61.5%
63600 TRAFFIC CONTROL	519,197	0	519,197	222,646.24	15,490.50	281,060.26	45.9%
65000 OTHER CHARGES	570,295	0	570,295	291,735.23	842.88	277,716.89	51.3%
66000 EMPLOYEE BENEFITS	35,000	0	35,000	15,846.91	.00	19,153.09	45.3%
68000 CAPITAL OUTLAY	1,631,492	916,233	2,547,725	1,111,042.38	284,399.47	1,152,283.63	54.8%
<b>TOTAL GENERAL ROADS</b>	<b>9,108,996</b>	<b>924,057</b>	<b>10,033,053</b>	<b>5,424,937.04</b>	<b>486,430.18</b>	<b>4,121,685.81</b>	<b>58.9%</b>

151 DEBT SERVICE

03/13/2017 09:42  
mlopez

MONTGOMERY COUNTY GOVERNMENT, TN  
YEAR-TO-DATE BUDGET REPORT

P 3  
glytdbud

FOR 2017 08

JOURNAL DETAIL 2017 1 TO 2017 12

	ORIGINAL APPROP	TRANSFRS/ ADJSTMTS	REVISED BUDGET	YTD EXPENDED	ENC/REQ	AVAILABLE BUDGET	PCT USED
<b>151 DEBT SERVICE</b>							
82110 PRINCIPAL-GENERAL GOVERNMENT	8,586,205	0	8,586,205	.00	.00	8,586,205.00	.0%
82130 PRINCIPAL-EDUCATION	16,926,364	0	16,926,364	1,091,579.20	.00	15,834,784.80	6.4%
82210 INTEREST-GENERAL GOVERNMENT	3,311,748	0	3,311,748	1,624,416.18	.00	1,687,331.82	49.1%
82230 INTEREST-EDUCATION	8,540,701	0	8,540,701	4,351,707.58	.00	4,188,993.42	51.0%
82310 OTHER DEBT SERV-COUNTY GOVT	267,500	0	267,500	237,192.66	.00	30,307.34	88.7%
82330 OTHER DEBT SERV.-EDUCATION	678,000	0	678,000	332,681.69	.00	345,318.31	49.1%
99300 PYMTS-REFUND BOND ESCROW AGEN	0	0	0	11,181,571.59	.00	-11,181,571.59	100.0%
<b>TOTAL DEBT SERVICE</b>	<b>38,310,518</b>	<b>0</b>	<b>38,310,518</b>	<b>18,819,148.90</b>	<b>.00</b>	<b>19,491,369.10</b>	<b>49.1%</b>
<b>171 CAPITAL PROJECTS</b>							
00000 NON-DEDICATED ACCOUNT	47,000	310,563	357,563	28,751.94	.00	328,810.66	8.0%
82310 OTHER DEBT SERV-COUNTY GOVT	0	0	0	29,406.00	.00	-29,406.00	100.0%
91110 GENERAL ADMINISTRATION PROJEC	13,622,079	1,195,917	14,817,996	3,688,672.24	3,387,425.35	7,741,898.20	47.8%
91130 PUBLIC SAFETY PROJECTS	387,545	1,032,602	1,420,147	917,248.58	313,621.27	189,277.38	86.7%
91140 PUBLIC HEALTH /WELFARE PROJEC	2,603,700	1,030,851	3,634,551	1,847,081.59	1,464,278.45	323,190.46	91.1%
91150 SOCIAL/CULTURAL/REC PROJECTS	4,150,000	2,928,241	7,078,241	805,105.77	4,809,186.90	1,463,948.04	79.3%
91190 OTHER GENERAL GOVT PROJECTS	0	4,267,798	4,267,798	.00	.00	4,267,797.91	.0%
91200 HIGHWAY & STREET CAP PROJECTS	0	4,914,539	4,914,539	847,275.83	147,914.24	3,919,348.54	20.2%
91300 EDUCATION CAPITAL PROJECTS	0	2,565,798	2,565,798	1,509,668.55	.00	1,056,129.45	58.8%
<b>TOTAL CAPITAL PROJECTS</b>	<b>20,810,324</b>	<b>18,246,307</b>	<b>39,056,631</b>	<b>9,673,210.50</b>	<b>10,122,426.21</b>	<b>19,260,994.64</b>	<b>50.7%</b>
<b>266 WORKER'S COMPENSATION</b>							
51500 ELECTION COMMISSION	0	0	0	142.94	.00	-142.94	100.0%
51810 FACILITIES	0	0	0	329.74	.00	-329.74	100.0%
51920 RISK MANAGEMENT	499,186	200,000	699,186	170,904.57	24,780.23	503,501.20	28.0%
53100 CIRCUIT COURT	0	0	0	1,573.59	.00	-1,573.59	100.0%
54110 SHERIFF'S DEPARTMENT	0	0	0	250,968.45	.00	-250,968.45	100.0%
54210 JAIL	0	0	0	31,925.16	.00	-31,925.16	100.0%
54410 EMERGENCY MANAGEMENT	0	0	0	1,127.84	.00	-1,127.84	100.0%
55120 RABIES & ANIMAL CONTROL	0	0	0	535.22	.00	-535.22	100.0%
55130 AMBULANCE SERVICE	0	0	0	9,473.82	.00	-9,473.82	100.0%
55190 OTHER LOCAL HLTH SRVCS (WIC)	0	0	0	7,747.89	.00	-7,747.89	100.0%
55754 LANDFILL OPERATION/MAINTENANC	0	0	0	2,435.37	.00	-2,435.37	100.0%
56500 LIBRARIES	0	0	0	280.91	.00	-280.91	100.0%
62000 HIGHWAY & BRIDGE MAINTENANCE	0	0	0	18,231.78	.00	-18,231.78	100.0%
<b>TOTAL WORKER'S COMPENSATION</b>	<b>499,186</b>	<b>200,000</b>	<b>699,186</b>	<b>495,677.28</b>	<b>24,780.23</b>	<b>178,728.49</b>	<b>74.4%</b>
<b>GRAND TOTAL</b>	<b>146,767,997</b>	<b>20,836,611</b>	<b>167,604,608</b>	<b>83,229,510.52</b>	<b>12,731,132.29</b>	<b>71,643,964.90</b>	<b>57.3%</b>



03/13/2017 09:42  
mlopez

MONTGOMERY COUNTY GOVERNMENT, TN  
YEAR-TO-DATE BUDGET REPORT

P 4  
glytdbud

FOR 2017 08

JOURNAL DETAIL 2017 1 TO 2017 12

ORIGINAL APPROP	TRANSFRS/ ADJSTMTS	REVISED BUDGET	YTD EXPENDED	ENC/REQ	AVAILABLE BUDGET	PCT USED
--------------------	-----------------------	-------------------	--------------	---------	---------------------	-------------

\*\* END OF REPORT - Generated by Mariel Lopez-Gonzalez \*\*

03/13/2017 09:42  
mlopez

**MONTGOMERY COUNTY GOVERNMENT, TN**  
**YEAR-TO-DATE BUDGET REPORT**

P 5  
glytdbud

**REPORT OPTIONS**

	Field #	Total	Page Break
Sequence 1	1	Y	N
Sequence 2	2	Y	N
Sequence 3	0	N	N
Sequence 4	0	N	N

Report title:  
YEAR-TO-DATE BUDGET REPORT

Includes accounts exceeding 0% of budget.

Print totals only: Y

Print Full or Short description: F

Print full GL account: N

Format type: 1

Double space: N

Suppress zero bal accts: Y

Include requisition amount: Y

Print Revenues-Version headings: N

Print revenue as credit: Y

Print revenue budgets as zero: N

Include Fund Balance: N

Print journal detail: Y

From Yr/Per: 2017/ 1

To Yr/Per: 2017/12

Include budget entries: Y

Incl encumb/liq entries: Y

Sort by JE # or PO #: J

Detail format option: 1

Include additional JE comments: N

Multiyear view: D

Amounts/totals exceed 999 million dollars: N

Year/Period: 2017/ 8

Print MTD Version: N

Roll projects to object: N

Carry forward code: 1

**Find Criteria**

Field Name	Field Value
------------	-------------

Fund	101 131 151 171 266
------	---------------------

Department

Program

Function

Object

Project

Character code

Account type Expense

Account status

Rollup Code

## **COUNTY MAYOR NOMINATIONS**

**MARCH 14, 2017**

### **JUDICIAL COMMISSIONER**

1-yr terms

Jose PaganBarnecett is nominated to replace Alonzo Giles (who resigned) as a part-time position; term to expire March, 2018.

Sheryl A. Conner is nominated to replace John Dennis Bushnell as a part-time position; term to expire March, 2018.

## Mayor Nominations

On Motion to Adopt by Commissioner Rocconi, seconded by Commissioner Creek, the foregoing Mayor Nominations were Approved by the following roll call vote:

District	Commissioner	Vote	District	Commissioner	Vote	District	Commissioner	Vote
1	John M. Gannon	Y	8	Ron J. Sokol	Y	15	David Harper	Y
2	Charles Keene	Y	9	John M. Genis	Y	16	Wallace Redd	Y
3	Ed Baggett	Y	10	Martha Brockman	Y	17	Jason A. Hodges	Y
4	Joe Weyant	Y	11	Joe L. Creek	Y	18	Monroe Gildersleeve	Y
5	Robert Gibbs	Y	12	Robert Nichols	Y	19	Garland Johnson	Y
6	Arnold Hodges	Y	13	Audrey Tooley	Y	20	Jerry Allbert	Y
7	Brandon Butts	Y	14	Tommy Vallejos	Y	21	Larry Rocconi	Y

Yeses – 21 Noes – 0 Abstentions – 0

ABSENT: None

Commissioner Redd made a Motion to Reconsider the vote for Resolution 17-3-8,

Commissioner Harper seconded. The Motion to Reconsider Failed by the following roll call vote:

District	Commissioner	Vote	District	Commissioner	Vote	District	Commissioner	Vote
1	John M. Gannon	N	8	Ron J. Sokol	N	15	David Harper	Y
2	Charles Keene	N	9	John M. Genis	N	16	Wallace Redd	Y
3	Ed Baggett	N	10	Martha Brockman	Y	17	Jason A. Hodges	N
4	Joe Weyant	N	11	Joe L. Creek	N	18	Monroe Gildersleeve	N
5	Robert Gibbs	N	12	Robert Nichols	N	19	Garland Johnson	N
6	Arnold Hodges	Y	13	Audrey Tooley	Y	20	Jerry Allbert	N
7	Brandon Butts	N	14	Tommy Vallejos	N	21	Larry Rocconi	N

Yeses – 5 Noes – 16 Abstentions – 0

ABSENT: None