

May 13, 2013

BE IT REMEMBERED that the Board of Commissioners of Montgomery County, Tennessee, met in regular session on Monday, May 13, 2013, at 7:00 P.M. at the Montgomery County Courthouse, present and presiding the Hon. Carolyn Bowers, County Mayor (Chairman), Kellie A. Jackson, County Clerk, Austin Peay, VII, County Attorney, Phil Harpel, Director of Administration, James Schnell, Deputy Sheriff and the following Commissioners:

Jerry Allbert  
Ed Baggett  
Mark Banasiak  
Martha Brockman  
Loretta Bryant  
Joe L. Creek  
Glen Demorest

John M. Gannon  
John M. Genis  
Robert Gibbs  
Dalton Harrison  
Charles Keene  
Lettie Kendall  
Robert Lewis

Robert Nichols  
Keith Politi  
Nick Robards  
Ron J. Sokol  
Tommy Vallejos

PRESENT: 19

ABSENT: Mark Riggins (1)

When and where the following proceedings were had and entered of record, to-wit:

**CALL TO ORDER**

**PLEDGE OF ALLEGIANCE**

**INVOCATION** – Chaplain Joe Creek

**ROLL CALL**

**PROCLAMATIONS:**

1. National Foster Care Month – Jennifer Kessler, Foster Care Recruiter
2. American Stroke Month – Mandy Stribling, Youth Market Director
3. Saving the Life of a Child – Tommy Wade

**APPROVAL OF APRIL 8, 2013 MINUTES**

**VOTE ON ZONING RESOLUTIONS**

**CZ-2-2013:** Application of B & S Development Lucien Connell III & Alice Connell from M-1 Light Industrial District to AG Agricultural District / R-1A Single Family Residential District / R-4 Multiple Family Residential District  
**(WITHDRAWN BY APPLICANT ON 5/10/13)**

**VOTE ON OTHER RESOLUTIONS**

- 13-5-1:** Resolution Adopting the Public Improvements Program and Capital Budget, 2013-2014 Through 2017-2018, Compiled by the Clarksville-Montgomery County Regional Planning Commission, 2013
- 13-5-2:** Resolution Authorizing Submission of an Application for a Grant to Continue the Litter and Trash Collection Program Contracted with the Tennessee Department of Transportation
- 13-5-3:** Resolution to Request Unclaimed Balance of Accounts Remitted to State Treasurer under Unclaimed Property Act
- 13-5-4:** Resolution to Enter into a Mutual Aid Interlocal Contract Between Clarksville Fire Rescue and Montgomery County Volunteer Fire Service
- 13-5-5:** Resolution to Accept the Monetary Gift to the Montgomery County Veterans Treatment Court from the Tennessee Commission on Continuing Legal Education & Specialization

## **UNFINISHED BUSINESS**

### **REPORTS**

1. County Clerk's Report – (requires approval by Commission)

### **REPORTS FILED**

1. Court Safety Program: Adult Driver Improvement Program; Juvenile Court Defensive Driving Course-4; Juvenile Court Defensive Driving Course-6/8; Safety Belt Class; Anti-Theft Class; Alive at 25 Defensive Driving Course Revenue and Attendees for January – March, 2013
2. Adequate Facilities Tax Report and Permit Revenue Report for April, 2013
3. **TDOT Quarterly Project Status Report**
4. **Accounts & Budgets Year-to-Date Report**
5. **Trustee's Report**
6. **Highway Department – Quarterly Report; January – March, 2013**

### **COUNTY MAYOR NOMINATIONS AND APPOINTMENTS** – Mayor Bowers

### **ANNOUNCEMENTS - REMINDERS**

1. Veteran's Nursing Home Groundbreaking, May 17 at 1:45 p.m.
2. Relay for Life: May 17, at 6:00 p.m., Hilldale Family Life Center
3. You are invited to the 125<sup>th</sup> Anniversary of Belk's at Governor's Square Mall, Wednesday, May 29 at 8:30 a.m.
4. FY14 Roundtable Discussion: Thursday, May 30, at 4:30 p.m. in the large conf. room
5. CMC Green Certification Banquet: Thursday, May 30 at 6:00 p.m., Wilma Rudolph Events Center. Let Debbie Gentry know if you would like to attend.

### **ADJOURN**

# MONTGOMERY COUNTY GOVERNMENT



## PROCLAMATION

### By The County Mayor

**WHEREAS,** *in 1988 Senator Strom Thurmond introduced a resolution to proclaim May as National Foster Care Month; and*

**WHEREAS,** *National Foster Care Month is a time to celebrate and thank those who work with our nation's children; a time to focus on the foster children who wait in foster homes for adoptive families as well as those aging out of the system; and*

**WHEREAS,** *over 513,000 American children and youth are in foster care and need nurturing adults to help care for them; and*

**WHEREAS,** *communities across the country are seeking everyday people to help these children and youth overcome their troubled childhoods and realize their full potential by caring adults who support them and have a lasting presence in their lives; and*

**WHEREAS,** *of the estimated twelve million foster care alumni in the United States, statistics show countless stories of children who have grown up to be thriving and productive adults, however many struggle with life's challenges all alone; and*

**WHEREAS,** *success stories come about when someone takes the time to offer support, give advice or provide comfort to a youngster enduring a difficult family situation; and*

**WHEREAS,** *we salute those who serve as foster parents, relative caregivers, mentors, social workers and volunteers who make it possible for children and youth to be reunited with parents, relatives or be adopted by loving families.*

**NOW, THEREFORE, I, CAROLYN BOWERS,** Mayor of Montgomery County, do hereby proclaim May 2013, as National Foster Care Month and encourage all citizens to get involved and do something positive that will help change the life of a young person in foster care. The relationship we create today will have an influence for a lifetime.

  
\_\_\_\_\_  
County Mayor

# MONTGOMERY COUNTY GOVERNMENT



## **PROCLAMATION**

### **By The County Mayor**

**WHEREAS,** *on the morning of Wednesday, May 1, 2013, at approximately 6:20 a.m., Tommy Wade, a member of the United States Army stationed at Fort Campbell, Kentucky, was traveling in the vicinity of Dover Road on his way to work; and*

**WHEREAS,** *suddenly he noticed a lady running out of her home, screaming for help, with what looked to be a lifeless infant in her arms; and*

**WHEREAS,** *Tommy Wade realized that time was of the essence and immediately pulled over and ran to assist the lady; and*

**WHEREAS,** *Tommy Wade immediately noticed the infant was not breathing, took the baby from the mother's arms and began resuscitation procedures while the mother alerted E911 of the emergency; and*

**WHEREAS,** *after approximately five minutes, and what seemed like an eternity, the infant struggled and coughed, then began breathing on its own. Mr. Wade stayed with the mother and child until emergency personnel arrived; and*

**WHEREAS,** *Tommy Wade's quick response and brave action in responding to this emergency situation saved the life of that nine-month-old infant.*

**NOW, THEREFORE, I, CAROLYN BOWERS,** *Mayor of Montgomery County, Tennessee on this 13<sup>th</sup> day of May, 2013, and on behalf of the citizens of Montgomery County, do hereby express public gratitude and sincere appreciation for Tommy Wade's brave action in responding to an emergency situation that helped to save the life of an infant child.*

  
**County Mayor**

A Proclamation was presented to Jennifer Kessler for National Foster Care Month by Mayor Bowers.

A Proclamation was presented to Tommy Wade for his brave action in responding to an emergency situation that helped to save the life of an infant child by Mayor Bowers.

COUNTY COMMISSION MINUTES FOR

APRIL 8, 2013

SUBMITTED FOR APPROVAL MAY 13, 2013

BE IT REMEMBERED that the Board of Commissioners of Montgomery County, Tennessee, met in regular session on Monday, April 8, 2013, at 7:00 P.M. at the Montgomery County Courthouse, present and presiding the Hon. Carolyn Bowers, County Mayor (Chairman), John Fuson, Sheriff, Kellie A. Jackson, County Clerk, Austin Peay, VII, County Attorney, Phil Harpel, Director of Administration, Erinne Hester, Director of Accounts and Budgets and the following Commissioners:

Jerry Allbert	John M. Gannon	Keith Politi
Ed Baggett	Robert Gibbs	Mark Riggins
Mark Banasiak	Dalton Harrison	Nick Robards
Martha Brockman	Charles Keene	Ron J. Sokol
Loretta Bryant	Lettie Kendall	Tommy Vallejos
Joe L. Creek	Robert Lewis	
Glen Demorest	Robert Nichols	

PRESENT: 19

ABSENT: Jeremy Bowles and John M. Genis (2)

When and where the following proceedings were had and entered of record, to-wit:

**A Proclamation was presented to Flint Clouse, Executive Director of MADD Tennessee, for PowerTalk 21 Day by Mayor Bowers.**

**A presentation on the status of HSC was given by James Chavez.**

**The minutes of the March 11, 2013, meeting of the Board of Commissioners were approved.**

**The following Resolutions were Adopted:**

- CZ-3-2013:** Resolution of the Montgomery County Board of Commissioners Amending the Zone Classification of the Property of David Welch
- 13-4-1:** Resolution of the Montgomery County Board of Commissioners Approving Amendments to the 2012-13 School Budget
- 13-4-2:** Resolution to Acquire Certain Real Estate Adjoining South Guthrie Community Center
- 13-4-3:** Resolution Ratifying the Appointment of a Director of Emergency Management Agency by the County Mayor

**The following Resolution was Deferred until May:**

- CZ-2-2013:** Resolution of the Montgomery County Board of Commissioners Amending the Zone Classification of the Property of B & S Development, Lucien Connell III & Alice Connell

**The County Clerk's Report for the month of March was Adopted.**

**Reports Filed:**

1. Adequate Facilities Tax Report and Permit Revenue Report for March, 2013
2. Highway Dept – 2013 County Road List (Approved by Commission)
3. Accounts & Budgets Monthly Report
4. Trustee's Report

**County Mayor Appointments Announced:**

**SENIOR CITIZENS BOARD OF DIRECTORS**

2-yr term (max 4 yrs)

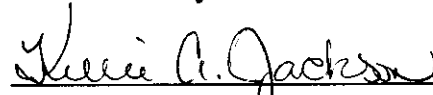
Glenda Warren appointed to serve another two-year term to expire April, 2015.

Faye Smith has been filling an unexpired term and is now appointed to serve her first full two-year term to expire April, 2015.



**The Board was adjourned.**

Submitted by:



---

Kellie A. Jackson  
County Clerk

On Motion to Adopt by Commissioner Allbert, seconded by  
Commissioner Bryant, the foregoing April 8, 2013, Minutes of the  
Board of County Commissioners presented by Kellie A. Jackson, County  
Clerk, were Approved unanimously by the following roll call vote:

Jerry Allbert	Y	John M. Gannon	Y	Robert Nichols	Y
Ed Baggett	Y	John M. Genis	Y	Keith Politi	Y
Mark Banasiak	Y	Robert Gibbs	Y	Nick Robards	Y
Martha Brockman	Y	Dalton Harrison	Y	Ron J. Sokol	Y
Loretta Bryant	Y	Charles Keene	Y	Tommy Vallejos	Y
Joe L. Creek	Y	Lettie Kendall	Y		
Glen Demorest	Y	Robert Lewis	Y		

Ayes - 19   Abstentions - 0   Noes - 0

ABSENT: Mark Riggins (1)

**RESOLUTION OF THE MONTGOMERY COUNTY BOARD OF  
COMMISSIONERS  
AMENDING THE ZONE CLASSIFICATION OF THE PROPERTY OF  
B & S DEVELOPMENT / LUCIEN CONNELL III & ALICE CONNELL**

WHEREAS, an application for a zone change from M-1 Light Industrial District to R-4 Multiple-Family Residential District / AG Agricultural District / R-1A Single-Family Residential District has been submitted by B & S Development / Lucien Connell III & Alice Connell and

WHEREAS, said property is identified as County Tax Map 057, parcel 021.00 (portion), containing 147.67 +/- acres, situated in Civil District 13, located NORTHEAST OF INTERSTATE 24, SOUTH OF INTERNATIONAL BLVD. SOUTH OF ROSSVIEW ROAD; and

WHEREAS, said property is described as follows:



"EXHIBIT A"

WHEREAS, the Planning Commission staff recommends APPROVAL and the Regional Planning Commission recommends APPROVAL of said application.

NOW, THEREFORE, BE IT RESOLVED by the Montgomery County Board of County Commissioners assembled in regular session on this 13th day of May, 2013, that the zone classification of the property of B & S Development / Lucien Connell III & Alice Connell from M-1 to AG / R-1A / R-4 is hereby approved.

Duly passed and approved this 13th day of May, 2013.

Sponsor  
Commissioner  
Approved

County Mayor

Attested: \_\_\_\_\_  
County Clerk

## "EXHIBIT A"

Beginning at point in the southwest corner of B & S Development property, also being the northwest corner of the L.C. Connell III property as recorded in ORV 1422, Page 982 ROMCT, lying North 06 degrees 55 minutes 47 seconds East for 794.89 feet from the southwest corner of the Connell property; Thence along the east property line of Alice Connell property as recorded in ORV 146, Page 921 ROMCT, North 06 degrees 55 minutes 47 seconds East for 534.17 feet; Thence leaving the Connell east property line on a new zone line for the following 11 calls: South 83 degrees 04 minutes 13 seconds East for 130.00 feet North 86 degrees 58 minutes 28 seconds East for 103.66 feet North 10 degrees 25 minutes 58 seconds East for 109.07 feet; North 01 degrees 04 minutes 39 seconds East for 161.23 feet; North 33 degrees 56 minutes 45 seconds West for 489.12 feet; North 26 degrees 01 minutes 47 seconds West for 79.04 feet; North 78 degrees 16 minutes 06 seconds East for 150.14 feet; North 89 degrees 58 minutes 07 seconds East for 53.11 feet; North 82 degrees 10 minutes 54 seconds East for 182.71 feet; North 82 degrees 45 minutes 09 seconds East for 352.76 feet; North 80 degrees 28 minutes 27 seconds East for 782.74 feet, to the west property line of the L. C. Connell, III property as recorded in ORV 1422, Page 982 ROMCT, also being the northeast corner of herein described parcel; Thence along the west property line of said Connell property, South 08 degrees 44 minutes 50 seconds West for 1,264.16 feet a point; Thence continuing along Connell property, South 08 degrees 44 minutes 51 seconds West for 391.37 feet to a point, being the southeast corner of herein described parcel; Thence continuing along Connell property, North 83 degrees 36 minutes 30 seconds West for 1,271.13 feet to the point of beginning, said parcel containing 41.89 acres, more or less. (M-1 to R-1A) (Tax Map 058, Parcel 001.00 p/o)

Beginning at point in the east property line of the James Reese property as recorded in ORV 824, Page 2815 ROMCT, lying South 01 degrees 33 minutes 20 seconds East for 713.28 feet from the south right of way of Rossvie Road and the northwest corner of said B & S Development property; Thence leaving the Reese east property line on a new zone line for the following five (5) calls: North 88 degrees 26 minutes 40 seconds East for 95.21 feet; North 83 degrees 50 minutes 20 seconds East for 165.14 feet; North 81 degrees 59 minutes 54 seconds East for 639.76 feet; North 83 degrees 03 minutes 42 seconds East for 688.41 feet; North 09 degrees 54 minutes 12 seconds West for 378.00 feet to the southwest corner of the L. C. Connell, III property as recorded in ORV 1422, Page 982 ROMCT, also being the northeast corner of herein described parcel; Thence along the south property line of said Connell property, South 85 degrees 15 minutes 06 seconds East for 627.44 feet a point; Thence continuing along Connell property, South 08 degrees 44 minutes 50 seconds West for 1,001.48 feet to a point, being the southeast corner of herein described parcel; Thence leaving said Connell property on a new zone line for the following 11 calls, South 80 degrees 28 minutes 27 seconds West for 782.74 feet; South 82 degrees 45 minutes 09 seconds West for 352.76 feet; South 82 degrees 10 minutes 54 seconds West for 182.71 feet; South 89 degrees 58 minutes 07 seconds West for 53.11 feet; South 78 degrees 16 minutes 06 seconds West for 150.14 feet; South 26 degrees 01 minutes 47 seconds East for 79.04 feet; South 33 degrees 56 minutes 45 seconds East for 489.12 feet; South 01 degrees 04 minutes 39 seconds West for 161.23 feet; South 10 degrees 25 minutes 58 seconds West for 109.07 feet; South 86 degrees 58 minutes 28 seconds West for 103.66 feet; North 83 degrees 04 minutes 13 seconds West for 130.00 feet to the east property line of the Alice Connell property as recorded in ORV 146, Page 921 ROMCT, also being the southwest corner of herein described parcel; Thence along Connell east property line, North 06 degrees 55 minutes 47 seconds East for 246.20 feet; Thence continuing along Connell property line, North 81 degrees 49 minutes 13 seconds West for 557.88 feet; Thence continuing along Connell property, North 02 degrees 20 minutes 27 seconds West for 487.60 feet to the northeast corner of the Ida Collier property, no deed found, lying in the south property line of Timothy Childress property as recorded in ORV 843, Page 452 ROMCT; Thence along the south property line, South 89 degrees 15 minutes 45 seconds East for 25.85 feet to the southeast corner of Childress property; Thence along Childress east property line and along the east property line of James Reese property as recorded in ORV 824, Page 2815 ROMCT, North 01 degrees 33 minutes 20 seconds West for 630.96 feet to the point of beginning, said parcel containing 46.68 acres, more or less. (M-1 to R-4) (Tax Map 058, Parcel 001.00 p/o)

Beginning at a point in the north right of way of said Interstate 24, said point of beginning being further described as the south corner of the said Alice Connell property and the west corner of the L.C. Connell Property as recorded in ORV 416, Pg. 687 R.O.M.C.T.; Thence leaving said north right of way along Alice Connell east property line, North 05 degrees 59 minutes 40 seconds East for a distance of 333.05 feet to a point, said point being "The True Point of Beginning"; Thence on a new zone line, South 88 degrees 26 minutes 39 seconds West for a distance of 346.89 feet to a point, said point lying in the north right-of-way of said Interstate 24; Thence along the south property line of said Alice Connell property, North 44 degrees 06 minutes 41 seconds West for a distance of 36.59 feet to a point; Thence on a new zone line, North 01 degrees 33 minutes 21 seconds West for a distance of 1314.97 feet to a point, said point being the west property corner of the B & S Development Property as recorded in ORV 1145, Pg. 1486 ; Thence leaving the west property corner of said B & S Development Property, South 81 degrees 49 minutes 13 seconds East for a distance of 557.88 feet to a point; Thence leaving said east line along the west line of said B & Development property, South 06 degrees 55 minutes 47 seconds West for a distance of 780.38 feet to a point; Thence along the west line of said L.C. Connell Jr property, South 05 degrees 59 minutes 40 seconds West for a distance of 479.91 feet to the "True Point of Beginning". said tract-containing 13.7 acres more or less. (M-1 to AG) (Tax Map 057, Parcel 21.00 p/o)

Beginning at a point at the northwest corner of said L.C. Connell Jr. Property, said point of beginning being further described as the northeast corner of the B & S Development Property as recorded in ORV 1145, Pg. 1486 R.O.M.C.T.; Thence leaving said northwest corner, South 52 degrees 06 minutes 39 seconds East for a distance of 905.13 feet to a point, said point being "The True Point of Beginning"; Thence on a new zone line, North 88 degrees 26 minutes 39 seconds West for a distance of 254.30 feet to a point; Thence continuing along the new zone line of said L.C. Connell Jr. Property, South 01 degrees 33 minutes 21 seconds East for a distance of 2914.16 feet to a point; Thence continuing along a new zone line, South 88 degrees 26 minutes 39 seconds West for a distance of 2051.49 feet to a point, said point lying in the east property line of the Alice Connell Property as recorded in ORV 146, Pg. 921 ; Thence along the east line of said Alice Connell Property, North 05 degrees 59 minutes 40 seconds East for a distance of 479.91 feet to a point, said point being southwest corner of said B & S Development Property; Thence leaving said southwest corner of said B & Development property, South 83 degrees 36 minutes 30 seconds East for a distance of 1271.13 feet to a point, said point being the southeast corner of said B & S Development Property; Thence leaving the southeast corner of said B & S property, North 08 degrees 44 minutes 50 seconds East for a distance of 2657.00 feet to the " True Point of Beginning". Said tract-containing 46.1 acres more or less. (M-1 to AG) (Tax Map 058, Parcel 4.05 p/o)

**RESOLUTION ADOPTING THE PUBLIC IMPROVEMENTS PROGRAM AND  
CAPITAL BUDGET, 2013-2014 THROUGH 2017-2018, COMPILED  
BY THE CLARKSVILLE-MONTGOMERY COUNTY  
REGIONAL PLANNING COMMISSION, 2013**

**WHEREAS**, the provision, nature and location of public facilities have a great influence on the pattern of urban growth, facilitating a need to anticipate present and future requirements of a growing community, and outline them in general planning proposals; and

**WHEREAS**, the Public Improvements Program and Capital Budget has been compiled from an on-going annual process of constructive feedback from various functional departments, boards, agencies, and commissions of the County.

**NOW, THEREFORE, BE IT RESOLVED** by the Montgomery County Board of Commissioners assembled in regular business session on this 13<sup>th</sup> day of May, 2013, that the Public Improvements Program and Capital Budget, 2013-2014 through 2017-2018, compiled by the Clarksville-Montgomery County Regional Planning Commission be, and the same is hereby adopted to be used as a financial tool for making decisions concerning future public improvement projects and to serve as a guideline and information source when considering the County Budget.

**Duly passed and approved this 13<sup>th</sup> day of May, 2013.**



Sponsor

David D. Rypke

Commissioner

Joe / Creek

Approved

Carolyn D. Danner  
County Mayor

Attested:

Kellie A. Jackson  
County Clerk



1492

**CAPITAL IMPROVEMENTS PROGRAM**  
**Animal Control**  
**PROPOSED SUMMARY PROJECT DATA SHEET**  
**July 1, 2013 through June 30, 2014**

<u>Project Number</u>	<u>Project Description</u>	<u>Priority</u>	<u>Estimated Starting Date For Proposed Expenditures</u>	<u>Budgeted Expenses Prior to 1-Jul-13</u>	<u>Amount Remaining To Be Budgeted</u>	<u>Estimated Total Cost Of Project</u>	<u>Impact on Operating Budget</u>
1	4 BOXES 3 TRUCKS	B	07/01/13	\$ 0	\$ 154,000	\$ 154,000	\$ 0
2	NEW HVAC UNIT	B	07/01/13	0	35,000	35,000	0
3	0	BLANK	01/00/00	0	0	0	0
4	0	BLANK	01/00/00	0	0	0	0
5	0	BLANK	01/00/00	0	0	0	0
6	0	BLANK	01/00/00	0	0	0	0
7	0	BLANK	01/00/00	0	0	0	0
8	0	BLANK	01/00/00	0	0	0	0
9	0	BLANK	01/00/00	0	0	0	0
10	0	BLANK	01/00/00	0	0	0	0
11	0	BLANK	01/00/00	0	0	0	0
12	0	BLANK	01/00/00	0	0	0	0
13	0	BLANK	01/00/00	0	0	0	0
14	0	BLANK	01/00/00	0	0	0	0
15	0	BLANK	01/00/00	0	0	0	0
16	0	BLANK	01/00/00	0	0	0	0
17	0	BLANK	01/00/00	0	0	0	0
18	0	BLANK	01/00/00	0	0	0	0
19	0	BLANK	01/00/00	0	0	0	0
20	0	BLANK	01/00/00	0	0	0	0
21	0	BLANK	01/00/00	0	0	0	0
22	0	BLANK	01/00/00	0	0	0	0
23	0	BLANK	01/00/00	0	0	0	0
24	0	BLANK	01/00/00	0	0	0	0
25	0	BLANK	01/00/00	0	0	0	0
26	0	BLANK	01/00/00	0	0	0	0
27	0	BLANK	01/00/00	0	0	0	0
28	0	BLANK	01/00/00	0	0	0	0
29	0	BLANK	01/00/00	0	0	0	0
30	0	BLANK	01/00/00	0	0	0	0
31	0	BLANK	01/00/00	0	0	0	0
32	0	BLANK	01/00/00	0	0	0	0
33	0	BLANK	01/00/00	0	0	0	0
34	0	BLANK	01/00/00	0	0	0	0
35	0	BLANK	01/00/00	0	0	0	0
36	0	BLANK	01/00/00	0	0	0	0
37	0	BLANK	01/00/00	0	0	0	0
38	0	BLANK	01/00/00	0	0	0	0
39	0	BLANK	01/00/00	0	0	0	0
40	0	BLANK	01/00/00	0	0	0	0
41	0	BLANK	01/00/00	0	0	0	0
42	0	BLANK	01/00/00	0	0	0	0



**CAPITAL IMPROVEMENTS PROGRAM**  
**Archives**  
**PROPOSED SUMMARY PROJECT DATA SHEET**  
**July 1, 2013 through June 30, 2014**

<u>Project Number</u>	<u>Project Description</u>	<u>Priority</u>	<u>Estimated Starting Date For Proposed Expenditures</u>	<u>Budgeted Expenses Prior to 1-Jul-13</u>	<u>Amount Remaining To Be Budgeted</u>	<u>Estimated Total Cost Of Project</u>	<u>Impact on Operating Budget</u>
1	Shelving-Records center & Archives	B	01/00/00	\$ 0	\$ 113,931	\$ 113,931	\$ 0
2	0	BLANK	01/00/00	0	0	0	0
3	0	BLANK	01/00/00	0	0	0	0
4	0	BLANK	01/00/00	0	0	0	0
5	0	BLANK	01/00/00	0	0	0	0
6	0	BLANK	01/00/00	0	0	0	0
7	0	BLANK	01/00/00	0	0	0	0
8	0	BLANK	01/00/00	0	0	0	0
9	0	BLANK	01/00/00	0	0	0	0
10	0	BLANK	01/00/00	0	0	0	0
11	0	BLANK	01/00/00	0	0	0	0
12	0	BLANK	01/00/00	0	0	0	0
13	0	BLANK	01/00/00	0	0	0	0
14	0	BLANK	01/00/00	0	0	0	0
15	0	BLANK	01/00/00	0	0	0	0
16	0	BLANK	01/00/00	0	0	0	0
17	0	BLANK	01/00/00	0	0	0	0
18	0	BLANK	01/00/00	0	0	0	0
19	0	BLANK	01/00/00	0	0	0	0
20	0	BLANK	01/00/00	0	0	0	0
21	0	BLANK	01/00/00	0	0	0	0
22	0	BLANK	01/00/00	0	0	0	0
23	0	BLANK	01/00/00	0	0	0	0
24	0	BLANK	01/00/00	0	0	0	0
25	0	BLANK	01/00/00	0	0	0	0
26	0	BLANK	01/00/00	0	0	0	0
27	0	BLANK	01/00/00	0	0	0	0
28	0	BLANK	01/00/00	0	0	0	0
29	0	BLANK	01/00/00	0	0	0	0
30	0	BLANK	01/00/00	0	0	0	0
31	0	BLANK	01/00/00	0	0	0	0
32	0	BLANK	01/00/00	0	0	0	0
33	0	BLANK	01/00/00	0	0	0	0
34	0	BLANK	01/00/00	0	0	0	0
35	0	BLANK	01/00/00	0	0	0	0
36	0	BLANK	01/00/00	0	0	0	0
37	0	BLANK	01/00/00	0	0	0	0
38	0	BLANK	01/00/00	0	0	0	0
39	0	BLANK	01/00/00	0	0	0	0
40	0	BLANK	01/00/00	0	0	0	0
41	0	BLANK	01/00/00	0	0	0	0
42	0	BLANK	01/00/00	0	0	0	0

**CAPITAL IMPROVEMENTS PROGRAM**  
**BI-County Solid Waste Management**  
**PROPOSED SUMMARY PROJECT DATA SHEET**  
**July 1, 2013 through June 30, 2014**

<u>Project Number</u>	<u>Project Description</u>	<u>Priority</u>	<u>Estimated Starting Date For Proposed Expenditures</u>	<u>Budgeted Expenses Prior to 1-Jul-13</u>	<u>Amount Remaining To Be Budgeted</u>	<u>Estimated Total Cost Of Project</u>	<u>Impact on Operating Budget</u>
1	Truck Replacement	B	01/00/00	\$ 0	\$ 250,000	\$ 250,000	\$ 0
2	Lot Maintenance	B	01/00/00	0	60,000	60,000	0
3	Power Units	B	01/00/00	0	8,000	8,000	0
4	Compactor Receivers	B	01/00/00	0	21,000	21,000	0
5	Transfer Trailer	B	01/00/00	0	105,000	105,000	0
6	973 Track Loader	B	01/00/00	0	450,000	450,000	0
7	Front End Loader	B	01/00/00	0	230,000	230,000	0
8	Roll Off Truck	B	01/00/00	0	150,000	150,000	0
9	4 Yard Compactor w/ 42 Yard Container	B	01/00/00	0	24,000	24,000	0
10	80 Horse Power Tractor	B	01/00/00	0	30,000	30,000	0
11	21X8 Dovetail Trailer w/ Trails	B	01/00/00	0	5,000	5,000	0
12	Motor Grader	B	01/00/00	0	336,000	336,000	0
13	Wheel Loader	B	01/00/00	0	200,000	200,000	0
14	Semi Truck	B	01/00/00	0	110,000	110,000	0
15	Compactor	B	01/00/00	0	800,000	800,000	0
16	Office for Rural Collections	B	01/00/00	0	15,000	15,000	0
17	Wood Grinder	B	01/00/00	0	650,000	650,000	0
18	Clean Out Bars	B	01/00/00	0	23,500	23,500	0
19	0	BLANK	01/00/00	0	0	0	0
20	0	BLANK	01/00/00	0	0	0	0
21	0	BLANK	01/00/00	0	0	0	0
22	0	BLANK	01/00/00	0	0	0	0
23	0	BLANK	01/00/00	0	0	0	0
24	0	BLANK	01/00/00	0	0	0	0
25	0	BLANK	01/00/00	0	0	0	0
26	0	BLANK	01/00/00	0	0	0	0
27	0	BLANK	01/00/00	0	0	0	0
28	0	BLANK	01/00/00	0	0	0	0
29	0	BLANK	01/00/00	0	0	0	0
30	0	BLANK	01/00/00	0	0	0	0
31	0	BLANK	01/00/00	0	0	0	0
32	0	BLANK	01/00/00	0	0	0	0
33	0	BLANK	01/00/00	0	0	0	0
34	0	BLANK	01/00/00	0	0	0	0
35	0	BLANK	01/00/00	0	0	0	0
36	0	BLANK	01/00/00	0	0	0	0
37	0	BLANK	01/00/00	0	0	0	0
38	0	BLANK	01/00/00	0	0	0	0
39	0	BLANK	01/00/00	0	0	0	0
40	0	BLANK	01/00/00	0	0	0	0
41	0	BLANK	01/00/00	0	0	0	0
42	0	BLANK	01/00/00	0	0	0	0

### CAPITAL IMPROVEMENTS PROGRAM

**PROPOSED SUMMARY PROJECT DATA SHEET**

July 1, 2013 through June 30, 2014

[illegible]

**CAPITAL IMPROVEMENTS PROGRAM**  
**Election Commission**  
**PROPOSED SUMMARY PROJECT DATA SHEET**  
**July 1, 2013 through June 30, 2014**

<u>Project Number</u>	<u>Project Description</u>	<u>Priority</u>	<u>Estimated Starting Date For Proposed Expenditures</u>	<u>Budgeted Expenses Prior to 1-Jul-13</u>	<u>Amount Remaining To Be Budgeted</u>	<u>Estimated Total Cost Of Project</u>	<u>Impact on Operating Budget</u>
1	Electronic Poll Pads	B	01/01/14	\$ 30,000	\$ 0	\$ 30,000	\$ 3,000
2	0	BLANK	01/00/00	0	0	0	0
3	0	BLANK	01/00/00	0	0	0	0
4	0	BLANK	01/00/00	0	0	0	0
5	0	BLANK	01/00/00	0	0	0	0
6	0	BLANK	01/00/00	0	0	0	0
7	0	BLANK	01/00/00	0	0	0	0
8	0	BLANK	01/00/00	0	0	0	0
9	0	BLANK	01/00/00	0	0	0	0
10	0	BLANK	01/00/00	0	0	0	0
11	0	BLANK	01/00/00	0	0	0	0
12	0	BLANK	01/00/00	0	0	0	0
13	0	BLANK	01/00/00	0	0	0	0
14	0	BLANK	01/00/00	0	0	0	0
15	0	BLANK	01/00/00	0	0	0	0
16	0	BLANK	01/00/00	0	0	0	0
17	0	BLANK	01/00/00	0	0	0	0
18	0	BLANK	01/00/00	0	0	0	0
19	0	BLANK	01/00/00	0	0	0	0
20	0	BLANK	01/00/00	0	0	0	0
21	0	BLANK	01/00/00	0	0	0	0
22	0	BLANK	01/00/00	0	0	0	0
23	0	BLANK	01/00/00	0	0	0	0
24	0	BLANK	01/00/00	0	0	0	0
25	0	BLANK	01/00/00	0	0	0	0
26	0	BLANK	01/00/00	0	0	0	0
27	0	BLANK	01/00/00	0	0	0	0
28	0	BLANK	01/00/00	0	0	0	0
29	0	BLANK	01/00/00	0	0	0	0
30	0	BLANK	01/00/00	0	0	0	0
31	0	BLANK	01/00/00	0	0	0	0
32	0	BLANK	01/00/00	0	0	0	0
33	0	BLANK	01/00/00	0	0	0	0
34	0	BLANK	01/00/00	0	0	0	0
35	0	BLANK	01/00/00	0	0	0	0
36	0	BLANK	01/00/00	0	0	0	0
37	0	BLANK	01/00/00	0	0	0	0
38	0	BLANK	01/00/00	0	0	0	0
39	0	BLANK	01/00/00	0	0	0	0
40	0	BLANK	01/00/00	0	0	0	0
41	0	BLANK	01/00/00	0	0	0	0
42	0	BLANK	01/00/00	0	0	0	0

**CAPITAL IMPROVEMENTS PROGRAM**  
**Emergency Management Agency**  
**PROPOSED SUMMARY PROJECT DATA SHEET**  
**July 1, 2013 through June 30, 2014**

<u>Project Number</u>	<u>Project Description</u>	<u>Priority</u>	<u>Estimated Starting Date For Proposed Expenditures</u>	<u>Budgeted Expenses Prior to 1-Jul-13</u>	<u>Amount Remaining To Be Budgeted</u>	<u>Estimated Total Cost Of Project</u>	<u>Impact on Operating Budget</u>
1	New Vehicle	B	07/01/14	\$ 0	\$ 95,000	\$ 95,000	\$ 0
2	0	BLANK	01/00/00	0	0	0	0
3	0	BLANK	01/00/00	0	0	0	0
4	0	BLANK	01/00/00	0	0	0	0
5	0	BLANK	01/00/00	0	0	0	0
6	0	BLANK	01/00/00	0	0	0	0
7	0	BLANK	01/00/00	0	0	0	0
8	0	BLANK	01/00/00	0	0	0	0
9	0	BLANK	01/00/00	0	0	0	0
10	0	BLANK	01/00/00	0	0	0	0
11	0	BLANK	01/00/00	0	0	0	0
12	0	BLANK	01/00/00	0	0	0	0
13	0	BLANK	01/00/00	0	0	0	0
14	0	BLANK	01/00/00	0	0	0	0
15	0	BLANK	01/00/00	0	0	0	0
16	0	BLANK	01/00/00	0	0	0	0
17	0	BLANK	01/00/00	0	0	0	0
18	0	BLANK	01/00/00	0	0	0	0
19	0	BLANK	01/00/00	0	0	0	0
20	0	BLANK	01/00/00	0	0	0	0
21	0	BLANK	01/00/00	0	0	0	0
22	0	BLANK	01/00/00	0	0	0	0
23	0	BLANK	01/00/00	0	0	0	0
24	0	BLANK	01/00/00	0	0	0	0
25	0	BLANK	01/00/00	0	0	0	0
26	0	BLANK	01/00/00	0	0	0	0
27	0	BLANK	01/00/00	0	0	0	0
28	0	BLANK	01/00/00	0	0	0	0
29	0	BLANK	01/00/00	0	0	0	0
30	0	BLANK	01/00/00	0	0	0	0
31	0	BLANK	01/00/00	0	0	0	0
32	0	BLANK	01/00/00	0	0	0	0
33	0	BLANK	01/00/00	0	0	0	0
34	0	BLANK	01/00/00	0	0	0	0
35	0	BLANK	01/00/00	0	0	0	0
36	0	BLANK	01/00/00	0	0	0	0
37	0	BLANK	01/00/00	0	0	0	0
38	0	BLANK	01/00/00	0	0	0	0
39	0	BLANK	01/00/00	0	0	0	0
40	0	BLANK	01/00/00	0	0	0	0
41	0	BLANK	01/00/00	0	0	0	0
42	0	BLANK	01/00/00	0	0	0	0

**CAPITAL IMPROVEMENTS PROGRAM  
EMS  
PROPOSED SUMMARY PROJECT DATA SHEET  
July 1, 2013 through June 30, 2014**

Project Number	Project Description	Priority	Estimated Starting Date For Proposed Expenditures	Budgeted Expenses Prior to 1-Jul-13	Amount Remaining To Be Budgeted	Estimated Total Cost Of Project	Impact on Operating Budget
1	New EMS Station 23	B	07/01/13	\$ 0	\$ 550,000	\$ 550,000	\$ 3,000
2	EMS Station 21 Addition	B	07/01/13	0	400,000	400,000	1,500
3	New East Montgomery Station	B	07/01/14	0	650,000	650,000	7,000
4	Medical Supply Vending Stations	C	07/01/15	0	300,000	300,000	0
5	New Administration Building	C	07/01/15	0	3,500,000	3,500,000	15,000
6	EMS Station Renovations	B	07/01/15	0	650,000	650,000	0
7	0	BLANK	01/00/00	0	0	0	0
8	0	BLANK	01/00/00	0	0	0	0
9	0	BLANK	01/00/00	0	0	0	0
10	0	BLANK	01/00/00	0	0	0	0
11	0	BLANK	01/00/00	0	0	0	0
12	0	BLANK	01/00/00	0	0	0	0
13	0	BLANK	01/00/00	0	0	0	0
14	0	BLANK	01/00/00	0	0	0	0
15	0	BLANK	01/00/00	0	0	0	0
16	0	BLANK	01/00/00	0	0	0	0
17	0	BLANK	01/00/00	0	0	0	0
18	0	BLANK	01/00/00	0	0	0	0
19	0	BLANK	01/00/00	0	0	0	0
20	0	BLANK	01/00/00	0	0	0	0
21	0	BLANK	01/00/00	0	0	0	0
22	0	BLANK	01/00/00	0	0	0	0
23	0	BLANK	01/00/00	0	0	0	0
24	0	BLANK	01/00/00	0	0	0	0
25	0	BLANK	01/00/00	0	0	0	0
26	0	BLANK	01/00/00	0	0	0	0
27	0	BLANK	01/00/00	0	0	0	0
28	0	BLANK	01/00/00	0	0	0	0
29	0	BLANK	01/00/00	0	0	0	0
30	0	BLANK	01/00/00	0	0	0	0
31	0	BLANK	01/00/00	0	0	0	0
32	0	BLANK	01/00/00	0	0	0	0
33	0	BLANK	01/00/00	0	0	0	0
34	0	BLANK	01/00/00	0	0	0	0
35	0	BLANK	01/00/00	0	0	0	0
36	0	BLANK	01/00/00	0	0	0	0
37	0	BLANK	01/00/00	0	0	0	0
38	0	BLANK	01/00/00	0	0	0	0
39	0	BLANK	01/00/00	0	0	0	0
40	0	BLANK	01/00/00	0	0	0	0
41	0	BLANK	01/00/00	0	0	0	0
42	0	BLANK	01/00/00	0	0	0	0

**CAPITAL IMPROVEMENTS PROGRAM**  
**Montgomery County Engineering**  
**PROPOSED SUMMARY PROJECT DATA SHEET**  
**July 1, 2013 through June 30, 2018**

Project Number	Project Description	Priority	Estimated Starting Date For Proposed Expenditures	Budgeted Expenses Prior to 1-Jul-13	Amount Remaining To Be Budgeted	Estimated Total Cost Of Project	Impact on Operating Budget
1	Veteran's Plaza Redevelopment	A	01/00/00	\$ 3,193,081	\$ 800,000	\$ 3,993,061	\$ 0
2	County Clerk Office Renovation	A	01/00/00	195,000	400,000	595,000	0
3	Public Safety Complex	B	01/00/00	0	70,000	70,000	0
4	EMS Station 21	A	01/00/00	100,000	300,000	400,000	0
5	EMS Station 23	A	01/00/00	50,000	550,000	600,000	0
6	RichEllen Park	A	01/00/00	3,500,000	6,500,000	10,000,000	0
7	Rotary Park Lighting and Electrical	B	01/00/00	0	150,000	150,000	0
8	Rotary Park Restrooms	B	01/00/00	0	735,000	735,000	0
9	Information Systems	A	01/00/00	75,000	5,000	80,000	0
10	Civitan Park Master Plan Design	B	01/00/00	0	10,000	10,000	0
11	Rotary Park Nature Center	C	01/00/00	0	1,500,000	1,500,000	0
12	Rotary Park Entrance Improvement	B	01/00/00	0	56,000	56,000	0
13	Career Center Renovation	B	01/00/00	0	330,000	330,000	0
14	Veteran's Plaza Security	B	01/00/00	0	80,000	80,000	0
15	Jostens Redevelopment	B	01/00/00	0	450,000	450,000	0
16	Carmel Park	B	01/00/00	0	560,000	560,000	0
17	Veteran's Plaza Data Center	B	01/00/00	0	56,000	56,000	0
18	Jail Flooring/Parking Deck	B	01/00/00	75,000	100,000	175,000	0
19	0	BLANK	01/00/00	0	0	0	0
20	0	BLANK	01/00/00	0	0	0	0
21	0	BLANK	01/00/00	0	0	0	0
22	0	BLANK	01/00/00	0	0	0	0
23	0	BLANK	01/00/00	0	0	0	0
24	0	BLANK	01/00/00	0	0	0	0
25	0	BLANK	01/00/00	0	0	0	0
26	0	BLANK	01/00/00	0	0	0	0
27	0	BLANK	01/00/00	0	0	0	0
28	0	BLANK	01/00/00	0	0	0	0
29	0	BLANK	01/00/00	0	0	0	0
30	0	BLANK	01/00/00	0	0	0	0
31	0	BLANK	01/00/00	0	0	0	0
32	0	BLANK	01/00/00	0	0	0	0
33	0	BLANK	01/00/00	0	0	0	0
34	0	BLANK	01/00/00	0	0	0	0
35	0	BLANK	01/00/00	0	0	0	0

**CAPITAL IMPROVEMENTS PROGRAM**  
**Montgomery County Fire Service**  
**PROPOSED SUMMARY PROJECT DATA SHEET**  
**July 1, 2013 through June 30, 2014**

Project Number	Project Description	Priority	Estimated Starting Date For Proposed Expenditures	Budgeted Expenses Prior to 1-Jul-13	Amount Remaining To Be Budgeted	Estimated Total Cost Of Project	Impact on Operating Budget
1	Mini-Pumper	B	07/01/13	\$ 0	\$ 227,000	\$ 227,000	\$ 0
2	6x6 Utility Vehicle with Skid Unit	B	07/01/13	0	42,000	42,000	0
3	Turn Out Gear	B	07/01/13	0	125,000	125,000	0
4	Digital Radios	B	07/01/13	0	310,100	310,100	0
5	Tanker	B	07/01/14	0	400,000	400,000	0
6	Brush Trucks	B	07/01/15	0	75,000	75,000	0
7	Class A Pumper	B	07/01/15	0	250,000	250,000	0
8	Class A Pumper	B	07/01/15	0	750,000	750,000	0
9	0	BLANK	01/00/00	0	0	0	0
10	0	BLANK	01/00/00	0	0	0	0
11	0	BLANK	01/00/00	0	0	0	0
12	0	BLANK	01/00/00	0	0	0	0
13	0	BLANK	01/00/00	0	0	0	0
14	0	BLANK	01/00/00	0	0	0	0
15	0	BLANK	01/00/00	0	0	0	0
16	0	BLANK	01/00/00	0	0	0	0
17	0	BLANK	01/00/00	0	0	0	0
18	0	BLANK	01/00/00	0	0	0	0
19	0	BLANK	01/00/00	0	0	0	0
20	0	BLANK	01/00/00	0	0	0	0
21	0	BLANK	01/00/00	0	0	0	0
22	0	BLANK	01/00/00	0	0	0	0
23	0	BLANK	01/00/00	0	0	0	0
24	0	BLANK	01/00/00	0	0	0	0
25	0	BLANK	01/00/00	0	0	0	0
26	0	BLANK	01/00/00	0	0	0	0
27	0	BLANK	01/00/00	0	0	0	0
28	0	BLANK	01/00/00	0	0	0	0
29	0	BLANK	01/00/00	0	0	0	0
30	0	BLANK	01/00/00	0	0	0	0
31	0	BLANK	01/00/00	0	0	0	0
32	0	BLANK	01/00/00	0	0	0	0
33	0	BLANK	01/00/00	0	0	0	0
34	0	BLANK	01/00/00	0	0	0	0
35	0	BLANK	01/00/00	0	0	0	0
36	0	BLANK	01/00/00	0	0	0	0
37	0	BLANK	01/00/00	0	0	0	0
38	0	BLANK	01/00/00	0	0	0	0
39	0	BLANK	01/00/00	0	0	0	0
40	0	BLANK	01/00/00	0	0	0	0
41	0	BLANK	01/00/00	0	0	0	0
42	0	BLANK	01/00/00	0	0	0	0



**CAPITAL IMPROVEMENTS PROGRAM**  
**County Highway**  
**PROPOSED SUMMARY PROJECT DATA SHEET**  
**July 1, 2013 through June 30, 2014**

<u>Project Number</u>	<u>Project Description</u>	<u>Priority</u>	<u>Estimated Starting Date For Proposed Expenditures</u>	<u>Budgeted Expenses Prior to 1-Jul-13</u>	<u>Amount Remaining To Be Budgeted</u>	<u>Estimated Total Cost Of Project</u>	<u>Impact on Operating Budget</u>
1	(1) 30' x 30' COVERED SHED	B	01/00/00	\$ 0	\$ 25,000	\$ 25,000	\$ 0
2	(2) PORTABLE LIGHTED SIGNS W/TRAILER	BLANK	01/00/00	0	40,000	40,000	0
3	DOUBLE DEBRIS BLOWER W/TRAILER	B	01/00/00	0	12,000	12,000	0
4	(2) SNOW PLOWS	B	01/00/00	0	18,000	18,000	0
5	(1) TRACTOR W/BOOM MOWER	B	01/00/00	0	82,000	82,000	0
6	(1) SINGLE AXLE DUMP TRUCK	B	01/00/00	0	85,000	85,000	0
7	0	BLANK	01/00/00	0	0	0	0
8	0	BLANK	01/00/00	0	0	0	0
9	0	BLANK	01/00/00	0	0	0	0
10	0	BLANK	01/00/00	0	0	0	0
11	0	BLANK	01/00/00	0	0	0	0
12	0	BLANK	01/00/00	0	0	0	0
13	0	BLANK	01/00/00	0	0	0	0
14	0	BLANK	01/00/00	0	0	0	0
15	0	BLANK	01/00/00	0	0	0	0
16	0	BLANK	01/00/00	0	0	0	0
17	0	BLANK	01/00/00	0	0	0	0
18	0	BLANK	01/00/00	0	0	0	0
19	0	BLANK	01/00/00	0	0	0	0
20	0	BLANK	01/00/00	0	0	0	0
21	0	BLANK	01/00/00	0	0	0	0
22	0	BLANK	01/00/00	0	0	0	0
23	0	BLANK	01/00/00	0	0	0	0
24	0	BLANK	01/00/00	0	0	0	0
25	0	BLANK	01/00/00	0	0	0	0
26	0	BLANK	01/00/00	0	0	0	0
27	0	BLANK	01/00/00	0	0	0	0
28	0	BLANK	01/00/00	0	0	0	0
29	0	BLANK	01/00/00	0	0	0	0
30	0	BLANK	01/00/00	0	0	0	0
31	0	BLANK	01/00/00	0	0	0	0
32	0	BLANK	01/00/00	0	0	0	0
33	0	BLANK	01/00/00	0	0	0	0
34	0	BLANK	01/00/00	0	0	0	0
35	0	BLANK	01/00/00	0	0	0	0
36	0	BLANK	01/00/00	0	0	0	0
37	0	BLANK	01/00/00	0	0	0	0
38	0	BLANK	01/00/00	0	0	0	0
39	0	BLANK	01/00/00	0	0	0	0
40	0	BLANK	01/00/00	0	0	0	0
41	0	BLANK	01/00/00	0	0	0	0

**CAPITAL IMPROVEMENTS PROGRAM**  
**Industrial Development Board**  
**PROPOSED SUMMARY PROJECT DATA SHEET**  
**July 1, 2013 through June 30, 2014**

<u>Project Number</u>	<u>Project Description</u>	<u>Priority</u>	<u>Estimated Starting Date For Proposed Expenditures</u>	<u>Budgeted Expenses Prior to 1-Jul-13</u>	<u>Amount Remaining To Be Budgeted</u>	<u>Estimated Total Cost Of Project</u>	<u>Impact on Operating Budget</u>
1	Purchase strategic property for Industrial Growth	A	09/01/13	\$ 0	\$ 8,700,000	\$ 8,700,000	\$ 0
2	0	BLANK	01/00/00	0	0	0	0
3	0	BLANK	01/00/00	0	0	0	0
4	0	BLANK	01/00/00	0	0	0	0
5	0	BLANK	01/00/00	0	0	0	0
6	0	BLANK	01/00/00	0	0	0	0
7	0	BLANK	01/00/00	0	0	0	0
8	0	BLANK	01/00/00	0	0	0	0
9	0	BLANK	01/00/00	0	0	0	0
10	0	BLANK	01/00/00	0	0	0	0
11	0	BLANK	01/00/00	0	0	0	0
12	0	BLANK	01/00/00	0	0	0	0
13	0	BLANK	01/00/00	0	0	0	0
14	0	BLANK	01/00/00	0	0	0	0
15	0	BLANK	01/00/00	0	0	0	0
16	0	BLANK	01/00/00	0	0	0	0
17	0	BLANK	01/00/00	0	0	0	0
18	0	BLANK	01/00/00	0	0	0	0
19	0	BLANK	01/00/00	0	0	0	0
20	0	BLANK	01/00/00	0	0	0	0
21	0	BLANK	01/00/00	0	0	0	0
22	0	BLANK	01/00/00	0	0	0	0
23	0	BLANK	01/00/00	0	0	0	0
24	0	BLANK	01/00/00	0	0	0	0
25	0	BLANK	01/00/00	0	0	0	0
26	0	BLANK	01/00/00	0	0	0	0
27	0	BLANK	01/00/00	0	0	0	0
28	0	BLANK	01/00/00	0	0	0	0
29	0	BLANK	01/00/00	0	0	0	0
30	0	BLANK	01/00/00	0	0	0	0
31	0	BLANK	01/00/00	0	0	0	0
32	0	BLANK	01/00/00	0	0	0	0
33	0	BLANK	01/00/00	0	0	0	0
34	0	BLANK	01/00/00	0	0	0	0
35	0	BLANK	01/00/00	0	0	0	0
36	0	BLANK	01/00/00	0	0	0	0
37	0	BLANK	01/00/00	0	0	0	0
38	0	BLANK	01/00/00	0	0	0	0
39	0	BLANK	01/00/00	0	0	0	0
40	0	BLANK	01/00/00	0	0	0	0
41	0	BLANK	01/00/00	0	0	0	0

**CAPITAL IMPROVEMENTS PROGRAM  
JAIL  
PROPOSED SUMMARY PROJECT DATA SHEET  
July 1, 2013 through June 30, 2014**

Project Number	Project Description	Priority	Estimated Starting Date For Proposed Expenditures	Budgeted Expenses Prior to 1-Jul-13	Amount Remaining To Be Budgeted	Estimated Total Cost Of Project	Impact on Operating Budget
#REF!	#REF!	#REF!	#REF!	#REF!	#REF!	#REF!	#REF!
1	TWO FOOD STEAMERS	B	07/01/13	0	40,000	40,000	N/A
2	TWO CONVENTIONAL OVENS	B	07/01/13	0	28,000	28,000	N/A
#REF!	#REF!	#REF!	#REF!	#REF!	#REF!	#REF!	#REF!
3	COMMERICAL DISHWASHER	B	07/01/13	0	30,000	30,000	N/A
#REF!	#REF!	#REF!	#REF!	#REF!	#REF!	#REF!	N/A
#REF!	#REF!	#REF!	#REF!	#REF!	#REF!	#REF!	N/A
#REF!	#REF!	#REF!	#REF!	#REF!	#REF!	#REF!	#REF!
4	DIELECTRIC UNIONS	B	07/01/13	0	10,000	10,000	N/A
5	DEPARTMENTAL WEAPONS	B	07/01/13	25,440	0	25,440	N/A
6	0	BLANK	01/00/00	0	0	0	0
7	0	BLANK	01/00/00	0	0	0	0
8	0	BLANK	01/00/00	0	0	0	0
9	0	BLANK	01/00/00	0	0	0	0
10	0	BLANK	01/00/00	0	0	0	0
11	0	BLANK	01/00/00	0	0	0	0
12	0	BLANK	01/00/00	0	0	0	0
13	0	BLANK	01/00/00	0	0	0	0
14	0	BLANK	01/00/00	0	0	0	0
15	0	BLANK	01/00/00	0	0	0	0
16	0	BLANK	01/00/00	0	0	0	0
17	0	BLANK	01/00/00	0	0	0	0
18	0	BLANK	01/00/00	0	0	0	0
19	0	BLANK	01/00/00	0	0	0	0
20	0	BLANK	01/00/00	0	0	0	0
21	0	BLANK	01/00/00	0	0	0	0
22	0	BLANK	01/00/00	0	0	0	0
23	0	BLANK	01/00/00	0	0	0	0
24	0	BLANK	01/00/00	0	0	0	0
25	0	BLANK	01/00/00	0	0	0	0
26	0	BLANK	01/00/00	0	0	0	0
27	0	BLANK	01/00/00	0	0	0	0
28	0	BLANK	01/00/00	0	0	0	0
29	0	BLANK	01/00/00	0	0	0	0
30	0	BLANK	01/00/00	0	0	0	0
31	0	BLANK	01/00/00	0	0	0	0
32	0	BLANK	01/00/00	0	0	0	0
33	0	BLANK	01/00/00	0	0	0	0
34	0	BLANK	01/00/00	0	0	0	0
35	0	BLANK	01/00/00	0	0	0	0
36	0	BLANK	01/00/00	0	0	0	0

**CAPITAL IMPROVEMENTS PROGRAM**  
**Juvenile Court**  
**PROPOSED SUMMARY PROJECT DATA SHEET**  
**July 1, 2013 through June 30, 2014**

Project Number	Project Description	Priority	Estimated Starting Date For Proposed Expenditures	Budgeted Expenses Prior to 1-Jul-13	Amount Remaining To Be Budgeted	Estimated Total Cost Of Project	Impact on Operating Budget
1	General Sessions and Juvenile Court Judge	B	01/00/00	\$ 100,000	101,156.43	\$ 100,000	\$ 0
2	0	BLANK	01/00/00	0	1,550,000	1,550,000	0
3	0	BLANK	01/00/00	0	0	0	0
4	0	BLANK	01/00/00	0	0	0	0
5	0	BLANK	01/00/00	0	0	0	0
6	0	BLANK	01/00/00	0	0	0	0
7	0	BLANK	01/00/00	0	0	0	0
8	0	BLANK	01/00/00	0	0	0	0
9	0	BLANK	01/00/00	0	0	0	0
10	0	BLANK	01/00/00	0	0	0	0
11	0	BLANK	01/00/00	0	0	0	0
12	0	BLANK	01/00/00	0	0	0	0
13	0	BLANK	01/00/00	0	0	0	0
14	0	BLANK	01/00/00	0	0	0	0
15	0	BLANK	01/00/00	0	0	0	0
16	0	BLANK	01/00/00	0	0	0	0
17	0	BLANK	01/00/00	0	0	0	0
18	0	BLANK	01/00/00	0	0	0	0
19	0	BLANK	01/00/00	0	0	0	0
20	0	BLANK	01/00/00	0	0	0	0
21	0	BLANK	01/00/00	0	0	0	0
22	0	BLANK	01/00/00	0	0	0	0
23	0	BLANK	01/00/00	0	0	0	0
24	0	BLANK	01/00/00	0	0	0	0
25	0	BLANK	01/00/00	0	0	0	0
26	0	BLANK	01/00/00	0	0	0	0
27	0	BLANK	01/00/00	0	0	0	0
28	0	BLANK	01/00/00	0	0	0	0
29	0	BLANK	01/00/00	0	0	0	0
30	0	BLANK	01/00/00	0	0	0	0
31	0	BLANK	01/00/00	0	0	0	0
32	0	BLANK	01/00/00	0	0	0	0
33	0	BLANK	01/00/00	0	0	0	0
34	0	BLANK	01/00/00	0	0	0	0
35	0	BLANK	01/00/00	0	0	0	0
36	0	BLANK	01/00/00	0	0	0	0
37	0	BLANK	01/00/00	0	0	0	0
38	0	BLANK	01/00/00	0	0	0	0
39	0	BLANK	01/00/00	0	0	0	0
40	0	BLANK	01/00/00	0	0	0	0
41	0	BLANK	01/00/00	0	0	0	0

**CAPITAL IMPROVEMENTS PROGRAM**  
**Libraries**  
**PROPOSED SUMMARY PROJECT DATA SHEET**  
**July 1, 2013 through June 30, 2014**

<u>Project Number</u>	<u>Project Description</u>	<u>Priority</u>	<u>Estimated Starting Date For Proposed Expenditures</u>	<u>Budgeted Expenses Prior to 1-Jul-13</u>	<u>Amount Remaining To Be Budgeted</u>	<u>Estimated Total Cost Of Project</u>	<u>Impact on Operating Budget</u>
1	Rekeying of the Library	B	07/01/14	\$ 0	\$ 25,000	\$ 25,000	\$ 0
2	Branch Library	B	07/01/16	0	5,500,000	5,500,000	500,000
3	Renovation of main library public restrooms	B	07/01/17	0	120,000	120,000	0
4	0	BLANK	01/00/00	0	0	0	0
5	0	BLANK	01/00/00	0	0	0	0
6	0	BLANK	01/00/00	0	0	0	0
7	0	BLANK	01/00/00	0	0	0	0
8	0	BLANK	01/00/00	0	0	0	0
9	0	BLANK	01/00/00	0	0	0	0
10	0	BLANK	01/00/00	0	0	0	0
11	0	BLANK	01/00/00	0	0	0	0
12	0	BLANK	01/00/00	0	0	0	0
13	0	BLANK	01/00/00	0	0	0	0
14	0	BLANK	01/00/00	0	0	0	0
15	0	BLANK	01/00/00	0	0	0	0
16	0	BLANK	01/00/00	0	0	0	0
17	0	BLANK	01/00/00	0	0	0	0
18	0	BLANK	01/00/00	0	0	0	0
19	0	BLANK	01/00/00	0	0	0	0
20	0	BLANK	01/00/00	0	0	0	0
21	0	BLANK	01/00/00	0	0	0	0
22	0	BLANK	01/00/00	0	0	0	0
23	0	BLANK	01/00/00	0	0	0	0
24	0	BLANK	01/00/00	0	0	0	0
25	0	BLANK	01/00/00	0	0	0	0
26	0	BLANK	01/00/00	0	0	0	0
27	0	BLANK	01/00/00	0	0	0	0
28	0	BLANK	01/00/00	0	0	0	0
29	0	BLANK	01/00/00	0	0	0	0
30	0	BLANK	01/00/00	0	0	0	0
31	0	BLANK	01/00/00	0	0	0	0
32	0	BLANK	01/00/00	0	0	0	0
33	0	BLANK	01/00/00	0	0	0	0
34	0	BLANK	01/00/00	0	0	0	0
35	0	BLANK	01/00/00	0	0	0	0
36	0	BLANK	01/00/00	0	0	0	0
37	0	BLANK	01/00/00	0	0	0	0
38	0	BLANK	01/00/00	0	0	0	0
39	0	BLANK	01/00/00	0	0	0	0
40	0	BLANK	01/00/00	0	0	0	0
41	0	BLANK	01/00/00	0	0	0	0

**CAPITAL IMPROVEMENTS PROGRAM**  
**Parks and Recreation**  
**PROPOSED SUMMARY PROJECT DATA SHEET**  
**July 1, 2013 through June 30, 2014**

<u>Project Number</u>	<u>Project Description</u>	<u>Priority</u>	<u>Estimated Starting Date For Proposed Expenditures</u>	<u>Budgeted Expenses Prior to 1-Jul-13</u>	<u>Amount Remaining To Be Budgeted</u>	<u>Estimated Total Cost Of Project</u>	<u>Impact on Operating Budget</u>
1	1 Top Dresser	B	01/00/00	\$ 0	\$ 20,000	\$ 20,000	\$ 0
2	1 Small Pick-up Truck	BLANK	01/00/00	0	18,000	18,000	0
3	1 Golf Cart	BLANK	01/00/00	0	13,000	13,000	0
4	1 Aerovator	BLANK	01/00/00	0	11,000	11,000	0
5	1 Zero Turn Mower	BLANK	01/00/00	0	10,600	10,600	0
6	Mid Size tractor	BLANK	01/00/00	0	30,000	30,000	0
7	Tractor Attachments	BLANK	01/00/00	0	25,000	25,000	0
8	1 Golf Cart	BLANK	01/00/00	0	13,000	13,000	0
9	Toro Infield Groomer	BLANK	01/00/00	0	21,000	21,000	0
10	Turf Vac	BLANK	01/00/00	0	25,000	25,000	0
11	1 Finishing Mower	BLANK	01/00/00	0	50,000	50,000	0
12	2 General Grounds Mowers	BLANK	01/00/00	0	23,000	23,000	0
13	1 small truck	BLANK	01/00/00	0	20,000	20,000	0
14	1 Finish Mower	BLANK	01/00/00	0	50,000	50,000	0
15	2 Full Size Trucks	BLANK	01/00/00	0	65,000	65,000	0
16	2 General Grounds Mowers	BLANK	01/00/00	0	24,000	24,000	0
17	2 Gators	BLANK	01/00/00	0	24,000	24,000	0
18	2 General Grounds Mowers	BLANK	01/00/00	0	24,000	24,000	0
19	1 ATV	BLANK	01/00/00	0	25,000	25,000	0
20	0	BLANK	01/00/00	0	0	0	0
21	0	BLANK	01/00/00	0	0	0	0
22	0	BLANK	01/00/00	0	0	0	0
23	0	BLANK	01/00/00	0	0	0	0
24	0	BLANK	01/00/00	0	0	0	0
25	0	BLANK	01/00/00	0	0	0	0
26	0	BLANK	01/00/00	0	0	0	0
27	0	BLANK	01/00/00	0	0	0	0
28	0	BLANK	01/00/00	0	0	0	0
29	0	BLANK	01/00/00	0	0	0	0
30	0	BLANK	01/00/00	0	0	0	0
31	0	BLANK	01/00/00	0	0	0	0
32	0	BLANK	01/00/00	0	0	0	0
33	0	BLANK	01/00/00	0	0	0	0
34	0	BLANK	01/00/00	0	0	0	0
35	0	BLANK	01/00/00	0	0	0	0
36	0	BLANK	01/00/00	0	0	0	0
37	0	BLANK	01/00/00	0	0	0	0
38	0	BLANK	01/00/00	0	0	0	0
39	0	BLANK	01/00/00	0	0	0	0
40	0	BLANK	01/00/00	0	0	0	0
41	0	BLANK	01/00/00	0	0	0	0
42	0	BLANK	01/00/00	0	0	0	0

## July 1, 2013 through June 30, 2014

8:51 AM 4/18/2013 Sheriff

**CAPITAL IMPROVEMENTS PROGRAM**  
**Tax Assessor**  
**PROPOSED SUMMARY PROJECT DATA SHEET**  
**July 1, 2013 through June 30, 2014**

<u>Project Number</u>	<u>Project Description</u>	<u>Priority</u>	<u>Estimated Starting Date For Proposed Expenditures</u>	<u>Budgeted Expenses Prior to 1-Jul-13</u>	<u>Amount Remaining To Be Budgeted</u>	<u>Estimated Total Cost Of Project</u>	<u>Impact on Operating Budget</u>
1	Computer Server	B	07/01/13	\$ 0	\$ 25,000	\$ 25,000	\$ 0
2	0	BLANK	01/00/00	0	0	0	0
3	0	BLANK	01/00/00	0	0	0	0
4	0	BLANK	01/00/00	0	0	0	0
5	0	BLANK	01/00/00	0	0	0	0
6	0	BLANK	01/00/00	0	0	0	0
7	0	BLANK	01/00/00	0	0	0	0
8	0	BLANK	01/00/00	0	0	0	0
9	0	BLANK	01/00/00	0	0	0	0
10	0	BLANK	01/00/00	0	0	0	0
11	0	BLANK	01/00/00	0	0	0	0
12	0	BLANK	01/00/00	0	0	0	0
13	0	BLANK	01/00/00	0	0	0	0
14	0	BLANK	01/00/00	0	0	0	0
15	0	BLANK	01/00/00	0	0	0	0
16	0	BLANK	01/00/00	0	0	0	0
17	0	BLANK	01/00/00	0	0	0	0
18	0	BLANK	01/00/00	0	0	0	0
19	0	BLANK	01/00/00	0	0	0	0
20	0	BLANK	01/00/00	0	0	0	0
21	0	BLANK	01/00/00	0	0	0	0
22	0	BLANK	01/00/00	0	0	0	0
23	0	BLANK	01/00/00	0	0	0	0
24	0	BLANK	01/00/00	0	0	0	0
25	0	BLANK	01/00/00	0	0	0	0
26	0	BLANK	01/00/00	0	0	0	0
27	0	BLANK	01/00/00	0	0	0	0
28	0	BLANK	01/00/00	0	0	0	0
29	0	BLANK	01/00/00	0	0	0	0
30	0	BLANK	01/00/00	0	0	0	0
31	0	BLANK	01/00/00	0	0	0	0
32	0	BLANK	01/00/00	0	0	0	0
33	0	BLANK	01/00/00	0	0	0	0
34	0	BLANK	01/00/00	0	0	0	0
35	0	BLANK	01/00/00	0	0	0	0
36	0	BLANK	01/00/00	0	0	0	0
37	0	BLANK	01/00/00	0	0	0	0
38	0	BLANK	01/00/00	0	0	0	0
39	0	BLANK	01/00/00	0	0	0	0
40	0	BLANK	01/00/00	0	0	0	0
41	0	BLANK	01/00/00	0	0	0	0
42	0	BLANK	01/00/00	0	0	0	0



**CAPITAL IMPROVEMENTS PROGRAM  
WORKHOUSE  
PROPOSED SUMMARY PROJECT DATA SHEET  
July 1, 2013 through June 30, 2014**

[illegible]

# SCHOOL SYSTEM

Plant and Facilities					
	2013-2014	2014-2015	2015-2016	2016-2017	2017-2018
<b><u>Barkers Mill Elementary</u></b>					
Multi-Purpose Room			\$550,000		
Storage Building (Brick)					\$40,000
10-Classroom Addition (14,000 SF)			\$1,700,000		
<b>Total</b>	<b>\$0</b>	<b>\$0</b>	<b>\$2,250,000</b>	<b>\$0</b>	<b>\$40,000</b>
<b><u>Barksdale Elementary</u></b>					
Covered Sidewalks - First Grade to Gym					\$50,000
Replace 16 Unit Vents		\$95,000			
Weatherproof Music Room*	\$120,000				
Kitchen Upgrade / Cafeteria Upgrade					\$3,500,000
Music Room Carpet Replacement		\$10,000			
Covered Pavillion by Playground				\$20,000	
<b>Total</b>	<b>\$120,000</b>	<b>\$105,000</b>	<b>\$0</b>	<b>\$20,000</b>	<b>\$3,550,000</b>
<b><u>Burt Elementary</u></b>					
<b>RENOVATION / Building Conversion \$5,000,000</b>					\$5,000,000
Replace VCT Throughout Building/Carpet in Library					
Upgrade Electricity Capacity for Technology					
Flashing Repairs					
Replace Windows and Stucco with Full Windows					
Refurbish Student Lockers		\$30,000			
<b>Total</b>	<b>\$0</b>	<b>\$30,000</b>	<b>\$0</b>	<b>\$0</b>	<b>\$5,000,000</b>
<b><u>Byrns Darden Elementary</u></b>					
Replace 55 Unit Ventilators		\$300,000			
Upgrade Kitchen					\$3,500,000
Replace Carpet Tile w/ VCT 10 Classrooms		\$15,000			
Replace Baseboards (6")			\$150,000		
Replace Tile Floors (Hallways) with Vinyl			\$200,000		
Extend Library to New Addition w/ Reading Room					\$302,000
Partial Reroof - Last Section to Replace	\$90,000				
<b>Total</b>	<b>\$90,000</b>	<b>\$315,000</b>	<b>\$350,000</b>	<b>\$0</b>	<b>\$3,802,000</b>
<b><u>Carmel Elementary</u></b>					
<b>Total</b>	<b>\$0</b>	<b>\$0</b>	<b>\$0</b>	<b>\$0</b>	<b>\$0</b>

Date: 4/18/2013

1 of 10

Plant and Facilities					
	2013-2014	2014-2015	2015-2016	2016-2017	2017-2018
<b><u>Cumberland Heights Elementary</u></b>					
Multi-Purpose Room		\$550,000			
Covered Walkway Handicapped Drive/Parent Pick-Up					\$60,000
Replace 50 WSHP (Water Source Heat Pumps)		\$415,000			
<b>Total</b>	<b>\$0</b>	<b>\$965,000</b>	<b>\$0</b>	<b>\$0</b>	<b>\$60,000</b>
<b><u>East Montgomery Elementary</u></b>					
Multi-Purpose Room					\$550,000
Canopies to Pick Up Circle and Bus Pick-Up			\$40,000		
Add Storage Building		\$30,000			
Ceiling Renovation (Original Building)					\$150,000
Walls/Doors Renovation - Technology Interference		\$1,750,000			
<b>Total</b>	<b>\$0</b>	<b>\$1,780,000</b>	<b>\$40,000</b>	<b>\$0</b>	<b>\$700,000</b>
<b><u>Glenellen Elementary</u></b>					
Replace Cracked Tile Hallways (Rubber)		\$40,000			
Replace 83 WSHP (Water Source Heat Pumps)		\$600,000			
Replace Roof Over Entryways (Flat-EPDM)		\$239,000			
Add Keyless Entry-Parent Pick-Up and End of D Wing					
Carpet Special Ed, Pre K, and Dev Delayed Areas		\$10,000			
Covered Walkway for Parent Pickup		\$25,000			
<b>Total</b>	<b>\$0</b>	<b>\$914,000</b>	<b>\$0</b>	<b>\$0</b>	<b>\$0</b>
<b><u>Hazelwood Elementary</u></b>					
Replace Roof Over Entryways (Flat-EPDM)		\$365,000			
Replace Leaking Gutters		\$30,000			
HVAC Package Unit and Ductwork Replacement (Gym)		\$75,000			
Replace 59 Unit Vents		\$310,000			
Multi-Purpose Room					\$550,000
Rear/Front Entrance Canopy - Bus/Parent Pick-Up		\$90,000			
<b>Total</b>	<b>\$0</b>	<b>\$870,000</b>	<b>\$0</b>	<b>\$0</b>	<b>\$550,000</b>
<b><u>Kenwood Elementary School</u></b>					
Replace Roof Over Entryways (Flat-EPDM)	\$365,000				
Multi-Purpose Room					\$550,000
Replace Gym Ceiling Insulation (6500 sq ft)			\$10,000		

Plant and Facilities					
	2013-2014	2014-2015	2015-2016	2016-2017	2017-2018
Replace HVAC Units in Gym		\$75,000			
Replace 49 Unit Vents		\$275,000			
Master Key System					
Replace Little 12" Toilets			\$15,000		
Library Renovation					\$200,000
Replace Restroom Partitions in Large Restrooms				\$20,000	
<b>Total</b>	<b>\$365,000</b>	<b>\$350,000</b>	<b>\$25,000</b>	<b>\$20,000</b>	<b>\$750,000</b>
<b><u>Liberty Elementary</u></b>					
Multi-Purpose Room					\$550,000
Replace 43 Unit Vents		\$260,000			
<b>Total</b>	<b>\$0</b>	<b>\$260,000</b>	<b>\$0</b>	<b>\$0</b>	<b>\$550,000</b>
<b><u>Minglewood Elementary</u></b>					
Replace Roof 1998 Classroom Addition (Flat-EPDM)		\$160,000			
Multi-Purpose Room					\$550,000
Boiler Replacement & Package Unit (Life Cycle)	\$50,000				
Classroom Addition			\$1,200,000		
Kitchen Upgrade (Core for Addition)		\$3,500,000			
Library Upgrade (Core for Addition)		\$500,000			
Covered Walkway (Bus Area)		\$30,000			
<b>Total</b>	<b>\$50,000</b>	<b>\$4,190,000</b>	<b>\$1,200,000</b>	<b>\$0</b>	<b>\$550,000</b>
<b><u>Montgomery Central Elementary</u></b>					
Enclose Walkway to Gym (Student Safety)		\$60,000			
Kitchen Upgrade		\$3,500,000			
<b>Total</b>	<b>\$0</b>	<b>\$3,560,000</b>	<b>\$0</b>	<b>\$0</b>	<b>\$0</b>
<b><u>Moore Magnet Elementary</u></b>					
Replace Playroom Roof		\$55,000			
Replace Ceiling in Gym (Faced Insulation / White)			\$15,000		
Replace 46 Unit Vents		\$265,000			
Replace Cafeteria Windows	\$25,000				
Kitchen Upgrade/Cafeteria Windows				\$3,500,000	
Replace Tile Floor In Kitchen		\$30,000			
<b>Total</b>	<b>\$25,000</b>	<b>\$350,000</b>	<b>\$15,000</b>	<b>\$3,500,000</b>	<b>\$0</b>

Date 4/18/2013

3 of 10

Plant and Facilities					
	2013-2014	2014-2015	2015-2016	2016-2017	2017-2018
<b><u>Norman Smith Elementary</u></b>					
Replace HVAC Unit Vents (49 ea.) Replace Chiller		\$340,000			
Replace Tile and Baseboards Throughout the Building			\$175,000		
Foundation Stabilization Soil Bank (Phase 2)		\$100,000			
Classroom Addition			\$1,400,000		
Replace Playroom Roof		\$55,000			
Kitchen Upgrade (Core for Addition)			\$3,500,000		
<b>Total</b>	<b>\$0</b>	<b>\$495,000</b>	<b>\$5,075,000</b>	<b>\$0</b>	<b>\$0</b>
<b><u>Northeast Elementary</u></b>					
Multi-Purpose Room			\$550,000		
Replace Chiller		\$45,000			
Replace Carpet in Library		\$11,000			
Upgrade Kitchen				\$3,500,000	
Replace Unit Vents (43 ea) and Boiler		\$320,000			
Add Canopies Over Car Rider Pick-Up/Delivery					\$66,000
Replace All Existing Keyed Locksets w/ Push Buttons		\$50,000			
<b>Total</b>	<b>\$0</b>	<b>\$426,000</b>	<b>\$550,000</b>	<b>\$3,500,000</b>	<b>\$66,000</b>
<b><u>Ringgold Elementary</u></b>					
Multi-Purpose Room			\$550,000		
Re-carpet 1st, 2nd, Special Ed, Gym Office (12 rms)		\$12,000			
Replace Playroom Roof 1980		\$55,000			
Install Sound Panels in Cafeteria and Gym		\$20,000			
Install Canopy in Front Next to Library		\$15,000			
<b>Total</b>	<b>\$0</b>	<b>\$102,000</b>	<b>\$550,000</b>	<b>\$0</b>	<b>\$0</b>
<b><u>Rossvie Elementary</u></b>					
<b>Total</b>	<b>\$0</b>	<b>\$0</b>	<b>\$0</b>	<b>\$0</b>	<b>\$0</b>
<b><u>St. Bethlehem Elementary</u></b>					
Replace Sinks w/ Handwash Stations (3rd Grd & Gym)				\$20,000	
Add Extended Walk Canopy to Wilma Rudolph Side				\$45,000	
Add Sinks/ Storage Areas to 8 Class (By Theater)			\$200,000		
Multi-Purpose Room			\$550,000		

Plant and Facilities					
	2013-2014	2014-2015	2015-2016	2016-2017	2017-2018
Add a Stage Back to Gymnasium			\$120,000		
Kitchen Upgrade				\$3,500,000	
Replace 22 HVAC Package Units 1988 Wing		\$180,000			
<b>Total</b>	<b>\$0</b>	<b>\$180,000</b>	<b>\$870,000</b>	<b>\$3,565,000</b>	<b>\$0</b>
<b><u>Sango Elementary</u></b>					
Multi-Purpose Room			\$550,000		
Replace Roof Over Entryways (Flat-EPDM)		\$190,000			
Replace Restroom Partitions Throughout School				\$20,000	
Structural Repairs to Building Interior Corners		\$23,000			
Replace Sinks and Faucets Throughout Facility				\$66,300	
<b>Total</b>	<b>\$0</b>	<b>\$213,000</b>	<b>\$550,000</b>	<b>\$86,300</b>	<b>\$0</b>
<b><u>West Creek Elementary</u></b>					
<b>Total</b>	<b>\$0</b>	<b>\$0</b>	<b>\$0</b>	<b>\$0</b>	<b>\$0</b>
<b><u>Woodlawn Elementary</u></b>					
Multi-Purpose Room			\$550,000		
Replace Baseboards and Tile in Hallways				\$160,000	
Replace Boiler		\$60,000			
Repair Roof Above Breezeway Connectors	\$15,000				
Replace Unit Vents (All but D wing, 53 Total)		\$285,000			
Repair and Paint All Exterior Stucco Walls	\$80,000				
<b>Total</b>	<b>\$95,000</b>	<b>\$345,000</b>	<b>\$550,000</b>	<b>\$160,000</b>	<b>\$0</b>
<b><u>Kenwood Middle School</u></b>					
Replace Metal Roofing in Valley (Kitchen Hallway)	\$30,000				
Replace 52 Unit Vents		\$280,000			
Replacement HVAC Package Units (Admin & Library)		\$150,000			
Replace Tile Hallways				\$150,000	
<b>Total</b>	<b>\$30,000</b>	<b>\$430,000</b>	<b>\$0</b>	<b>\$150,000</b>	<b>\$0</b>
<b><u>Montgomery Central Middle</u></b>					
Classroom Addition (4) /Line w/high school				\$750,000	
Auxiliary Gym			\$550,000		
Replace Outdated Light Boards/Sound System Theater			\$12,000		

Plant and Facilities					
	2013-2014	2014-2015	2015-2016	2016-2017	2017-2018
<b>Total</b>	<b>\$0</b>	<b>\$0</b>	<b>\$562,000</b>	<b>\$750,000</b>	<b>\$0</b>
<b>New Providence Middle</b>					
<b>Renovation Project</b>			<b>\$3,000,000</b>		
Renovate Locker Rooms					
Install Elevator to the Second Floor					
Replace HVAC Gym					
New Lockers (1000)					
Replace Theater Seating					
Re-Coat / Replace Foam Roof					
Replace Existing EPDM Roof 2002 Classroom Addition					
Textured Ceiling Replacement					
<b>Total</b>	<b>\$0</b>	<b>\$0</b>	<b>\$3,000,000</b>	<b>\$0</b>	<b>\$0</b>
<b>Northeast Middle</b>					
Paint Cafeteria - High Areas Beyond Custodial Reach		\$10,000			
Replace Restroom Partitions				\$60,000	
Replace / Refurbish Student Lockers				\$40,000	
Upgrade Existing Hand Wash with Automatic (10 Total)			\$40,000		
Replace HVAC Unit Vents (47) and Boiler		\$305,000			
Replace HVAC (Office/Library/Cafeteria)	\$170,000				
Replace Library Carpet				\$15,000	
Install Awning Over Walkway - Special Education		\$20,000			
<b>Total</b>	<b>\$170,000</b>	<b>\$335,000</b>	<b>\$40,000</b>	<b>\$115,000</b>	<b>\$0</b>
<b>Richview Middle</b>					
Replace Vinyl Tile and Baseboards Throughout School				\$200,000	
Re-finish Gym Floor		\$20,000			
Theater Lighting Controls		\$40,000			
Add Sound Proofing Panels	\$10,000				
Add Motorized Bleacher System				\$30,000	
Replace Theater Curtains				\$20,000	
Reorganize Front Office Area - Reception Counter			\$10,000		
<b>Total</b>	<b>\$10,000</b>	<b>\$60,000</b>	<b>\$10,000</b>	<b>\$250,000</b>	<b>\$0</b>
<b>Rossvie Middle</b>					



Plant and Facilities					
	2013-2014	2014-2015	2015-2016	2016-2017	2017-2018
Add Sound Proofing Panels	\$10,000				
Replace Leaking Gutters		\$40,000			
Replace Carpet in Library		\$15,000			
Replace Roof (Entryways Flat-EPDM)	\$145,000				
Replace HVAC Split System (10)		\$90,000			
Masonry Flashing Repairs	\$280,000				
<b>Total</b>	<b>\$435,000</b>	<b>\$145,000</b>	<b>\$0</b>	<b>\$0</b>	<b>\$0</b>
<b>West Creek Middle School</b>					
Additional Lockers on Second Level (110)			\$15,000		\$0
Classroom Addition (8)				\$1,400,000	
Install Aluminum Canopy Over Band Room Entrance				\$10,000	
Install Exterior Speaker System				\$12,000	
Provide Divider for Gymnasium				\$25,000	
<b>Total</b>	<b>\$0</b>	<b>\$0</b>	<b>\$15,000</b>	<b>\$1,447,000</b>	<b>\$0</b>
<b>Clarksville High</b>					
Replace Tile in Classrooms - Phase II	\$95,000				
Replace Carpet in Administrative Office Areas		\$20,000			
Modify ADA Access to the Lower Gym (currently lift)		\$40,000			
Install AC in the Main Gym & Classrooms		\$240,000			
Replace Student Lockers in the Upper Gym Area				\$40,000	
Enlarge Press Box at the Football Stadium		\$25,000			
Refinish Gym Floor		\$40,000			
Replace EPDM Roofing - Core Building (35,000 SF)		\$525,000			
Replace EPDM Roofing - Other Area(s) (32,000 SF)		\$480,000			
<b>Total</b>	<b>\$95,000</b>	<b>\$1,370,000</b>	<b>\$0</b>	<b>\$40,000</b>	<b>\$0</b>
<b>Kenwood High</b>					
Replace HVAC Split System (8)		\$70,000			
Reconfigure Theater Seating for Center Aisle		\$15,000			
Install Drinking Fountain and Sink (Gym-Upper Level)			\$20,000		
Construct JROTC Firing Range Facility		\$160,000			
Build A la Carte Serving Area (No Equipment Included)				\$25,000	
Carpet in Multiple Offices, Lecture Hall (14 Rooms)				\$30,000	
Level Floor in Front Lecture Hall		\$15,000			

Plant and Facilities					
	2013-2014	2014-2015	2015-2016	2016-2017	2017-2018
Replace Roof Over Entryways (Flat-EPDM)		\$1,400,000			
Provide Divider for Gymnasium		\$25,000			
<b>Total</b>	<b>\$0</b>	<b>\$1,685,000</b>	<b>\$20,000</b>	<b>\$55,000</b>	<b>\$0</b>
<b>Montgomery Central High</b>					
Replace Roof Over Science Wing		\$35,000			
Replace Roof Over 1996 Class Wing		\$90,000			
Replace Roof Over Ag / CTE Building		\$105,000			
Replace Student Lockers (500) in Main Building			\$50,000		
Paint Gymnasium Ceiling - 20,000 SF			\$30,000		
Install Ventilation to 9th Grade Academy Science Lab		\$15,000			
Food Service Hydroponic Lab & Storage Building	\$300,000				
<b>Total</b>	<b>\$300,000</b>	<b>\$245,000</b>	<b>\$80,000</b>	<b>\$0</b>	<b>\$0</b>
<b>Northeast High</b>					
Replace Tile / Baseboard in Classroom and Hallways				\$200,000	
Replace Student Lockers (500)		\$55,000			
Special Ed Entrance Add Covered Walkway		\$20,000			
Renovate Kitchen Serving Area				\$250,000	
Build A la Carte Serving Area (No Equipment Included)				\$25,000	
Add Sound Proofing Panels	\$10,000				
Girls Locker Room Renovation		\$10,000			
Theater Floor Refinish/Repair				\$30,000	
Replace Partition Walls w Permanent Walls			\$25,000		
Replace Water Fountains Throughout Building				\$40,000	
Enlarge Press Box at Football Stadium			\$25,000		
Kitchen Electric Upgrade (Child Nutrition)			\$30,000		
Construct New Press Box for Softball Field				\$64,000	
Construct New Storage Building				\$40,000	
Construct New Bleachers at Baseball Field				\$15,000	
Construct Field House for Wrestling				\$160,000	
<b>Total</b>	<b>\$10,000</b>	<b>\$85,000</b>	<b>\$80,000</b>	<b>\$824,000</b>	<b>\$0</b>
<b>Northwest High</b>					
Expand Press Box at Football Stadium				\$40,000	
Clean Electrical Disconnect at 400 Building		\$10,000			
Replace 750 Existing Lockers			\$75,000		

Plant and Facilities					
	2013-2014	2014-2015	2015-2016	2016-2017	2017-2018
<b>Total</b>	<b>\$0</b>	<b>\$10,000</b>	<b>\$75,000</b>	<b>\$40,000</b>	<b>\$0</b>
<b><u>Rossview High School</u></b>					
Electric Capacity Upgrade at Softball Field		\$15,000			
Carpet in Guidance / Library				\$15,000	
Replace Roof Over Entryways (Flat-EPDM)		\$1,400,000			
Install Custodial Sink in Gym (Upper Level)				\$20,000	
<b>Total</b>	<b>\$0</b>	<b>\$1,415,000</b>	<b>\$0</b>	<b>\$35,000</b>	<b>\$0</b>
<b><u>Greenwood Complex</u></b>					
Replace Floors in Rooms 201, 202, 210 & 303		\$20,000			
Add Restroom in Basement (Virtual High School)		\$15,000			
Construct Secure Rear Entrance - Redirect Traffic Flow		\$50,000			
Install Elevator & General ADA/Fire Upgrade			\$170,000		
Professional Development Building				\$1,200,000	
<b>Total</b>	<b>\$0</b>	<b>\$85,000</b>	<b>\$170,000</b>	<b>\$1,200,000</b>	<b>\$0</b>
<b><u>West Creek High School</u></b>					
Demo Block Wall/Expand Comp Lab (Install Accordion)				\$35,000	
<b>Total</b>	<b>\$0</b>	<b>\$0</b>	<b>\$0</b>	<b>\$35,000</b>	<b>\$0</b>
<b><u>Operations</u></b>					
<b>Total</b>	<b>\$0</b>	<b>\$0</b>	<b>\$0</b>	<b>\$0</b>	<b>\$0</b>
<b><u>Central Office - Gracey Avenue</u></b>					
Purchase Additional Warehouse Property & Repair					\$1,250,000
Repair Book Processing Floor		\$50,000			
Install Building Wide Signage		\$16,000			
Paint Building Exterior and Water Tower		\$38,000			
Add HR & Technology Office Space in Warehouse					\$125,000
Add Food Service/Book Process Space in Warehouse					\$125,000
Add Teacher Supply/Retail Space in Warehouse					\$125,000
Add Food Service Bakery Space w/ Electrical Upgrade			\$625,000		
Demo / Remove Abandoned Structure					\$20,000
Renovate Loading Dock and 4 Doors					\$40,000

Date 4/18/2013

9 of 10

Plant and Facilities					
	<b>2013-2014</b>	<b>2014-2015</b>	<b>2015-2016</b>	<b>2016-2017</b>	<b>2017-2018</b>
<b>Total</b>	<b>\$0</b>	<b>\$104,000</b>	<b>\$625,000</b>	<b>\$0</b>	<b>\$1,685,000</b>
<b>System wide Upgrades</b>					
NIMS Vulnerability Assessment High Schools		\$250,000			
NIMS Vulnerability Assessment Middle Schools	\$150,000				
NIMS Vulnerability Assessment Elementary Schools		\$490,000			
System Wide - Front Entrance Security Enhancements		\$1,500,000	\$1,500,000	\$1,500,000	
System Wide - Kitchen Hood Fire Suppression Upgrades	\$100,000				
System Wide - Security Alarm System Upgrades	\$120,000				
System Wide - ADA Athletic Fields Phase IIII		\$500,000			
System Wide - ADA Tennis and Other		\$160,000			
System Wide - ADA School Buildings		\$1,000,000			
System Wide Site	\$194,500	\$1,183,000	\$637,000	\$635,500	\$1,065,000
Earnest Money for Land Acquisitions		\$50,000	\$50,000	\$50,000	\$50,000
Elementary School Construction (Region 1-Kirkwood)					\$20,000,000
Elementary School Construction Oakland Rd (Reg 1-2)		\$20,000,000			
Middle School Construction (Region 2 - Kirkwood)			\$28,000,000		\$0
Elementary Land Acquisition (Region 2)				\$450,000	
Three School Land Acquisition (Region 4)				\$2,000,000	\$0
Elementary Land Acquisition (Region 5)				\$450,000	
<b>Total System Wide Upgrades</b>	<b>\$564,500</b>	<b>\$25,133,000</b>	<b>\$30,187,000</b>	<b>\$5,085,500</b>	<b>\$21,115,000</b>
<b>Total Capital Project Budget:</b>	<b>\$2,359,500</b>	<b>\$46,552,000</b>	<b>\$46,889,000</b>	<b>\$20,877,800</b>	<b>\$38,418,000</b>
Land Acquisitions Deduct				\$2,900,000	
Kirkwood Construction Deduct			\$28,000,000		\$20,000,000
Oakland Construction Deduct		\$20,000,000			
New Providence Middle School Renovation Deduct			\$3,000,000		
Burt Elementary Renovation Deduct					\$5,000,000
Food Service Deduct	\$400,000	\$7,050,000	\$3,500,000	\$10,500,000	\$7,625,000
<b>Total Requests Minus Land, Oakland, Food Service</b>	<b>\$1,959,500</b>	<b>\$19,502,000</b>	<b>\$12,389,000</b>	<b>\$7,477,800</b>	<b>\$5,793,000</b>

13-5-1

On Motion to Adopt by Commissioner Sokol, seconded by  
Commissioner Nichols, the foregoing Resolution was Adopted by the  
following roll call vote:

Jerry Allbert	Y	John M. Gannon	Y	Robert Nichols	Y
Ed Baggett	Y	John M. Genis	Y	Keith Politi	Y
Mark Banasiak	Y	Robert Gibbs	Y	Nick Robards	Y
Martha Brockman	Y	Dalton Harrison	Y	Ron J. Sokol	Y
Loretta Bryant	Y	Charles Keene	Y	Tommy Vallejos	Y
Joe L. Creek	Y	Lettie Kendall	Y		
Glen Demorest	Y	Robert Lewis	Y		

Ayes - 19   Abstentions - 0   Noes - 0

ABSENT: Mark Riggins (1)

**RESOLUTION AUTHORIZING SUBMISSION OF AN APPLICATION FOR A GRANT  
TO CONTINUE THE LITTER AND TRASH COLLECTION PROGRAM  
CONTRACTED WITH THE TENNESSEE DEPARTMENT  
OF TRANSPORTATION**

**WHEREAS**, Montgomery County previously entered into a Litter and Trash Collection Grant Contract with the Tennessee Department of Transportation; and

**WHEREAS**, the Tennessee Department of Transportation has advised the County Mayor that funding allocations for the Litter Pickup Program for Fiscal Year 2013-2014 have been made with Montgomery County receiving an allocation of grant monies in the amount of \$70,700.00; and

**WHEREAS**, the Tennessee Department of Transportation has advised that Montgomery County can apply for these funds in the same manner as the past grant program.

**NOW, THEREFORE, BE IT RESOLVED** by the Montgomery County Board of Commissioners assembled in regular business session on this 13<sup>th</sup> day of May, 2013 that the County Mayor is hereby authorized to apply on behalf of Montgomery County for a grant to continue the Litter and Trash Collection Program to June 30, 2014.

**BE IT FURTHER RESOLVED** that should said application be approved by the Tennessee Department of Transportation, then the County Mayor is authorized to execute contracts or other necessary documents which may be required to signify acceptance of the Litter and Trash Collection Grant by Montgomery County; and the Director of Accounts and Budgets shall establish the necessary fund accounts providing for related revenues and expenditures stated in the fully executed contract. This resolution intended to have the effect of appropriation to that purpose accordingly.

**Duly passed and approved this 13<sup>th</sup> day of May, 2013.**

**COUNTY CLERK  
SEAL  
MONTGOMERY COUNTY, TN**

Attest Heather A. Jackson  
County Clerk

Sponsor Sherriff John S. Inman  
Commissioner Joe I. Cobb  
Approved Carolee D. Danner  
County Mayor

13-5-2

On Motion to Adopt by Commissioner Creek, seconded by  
Commissioner Genis, the foregoing Resolution was Adopted by the  
following roll call vote:

Jerry Allbert	Y	John M. Gannon	Y	Robert Nichols	Y
Ed Baggett	Y	John M. Genis	Y	Keith Politi	Y
Mark Banasiak	Y	Robert Gibbs	Y	Nick Robards	Y
Martha Brockman	Y	Dalton Harrison	Y	Ron J. Sokol	Y
Loretta Bryant	Y	Charles Keene	Y	Tommy Vallejos	Y
Joe L. Creek	Y	Lettie Kendall	Y		
Glen Demorest	Y	Robert Lewis	Y		

Ayes - 19   Abstentions - 0   Noes - 0

ABSENT: Mark Riggins (1)

**RESOLUTION TO REQUEST UNCLAIMED BALANCE OF ACCOUNTS REMITTED  
TO STATE TREASURER UNDER UNCLAIMED PROPERTY ACT**

**WHEREAS**, Tennessee Code Annotated Section 66-29-102 and Section 66-29-123, as amended by Public Chapter 401, Acts of 1985, provide that a municipality or county in Tennessee may request payment for the unclaimed balance of funds reported and remitted by or on behalf of the local government and its agencies if it exceeds \$100.00, less a proportionate share of the cost administering the program; and

**WHEREAS**, Montgomery County and/or its agencies have remitted unclaimed accounts to the State Treasurer in accordance with the Uniform Disposition of Unclaimed Property Act; and

**WHEREAS**, Montgomery County agrees to meet all of the requirements of Tennessee Code Annotated Section 66-29-101 et seq. and to accept liability for future claims against accounts represented in funds paid and to submit an annual report of claims received on these accounts to the State Treasurer by September 1 each year; and

**WHEREAS**, it is agreed that this local government will retain a sufficient amount to insure prompt payment of allowed claims without deduction for administrative costs or service charge and that the balance of funds will be deposited in this local government's general fund.

**NOW, THEREFORE, BE IT RESOLVED** that the Board of County Commissioners of Montgomery County, Tennessee, request the State Treasurer to pay the unclaimed balance of funds to Montgomery County in accordance with the provisions of Tennessee Code Annotated Section 66-29-121. A list of remittances made by or on behalf of the local government and its agencies is attached.

Duly passed and approved this 13<sup>th</sup> day of May, 2013.



Attested

Kellee A. Jackson  
County Clerk

Sponsor

Ann J. Hester

Commissioner

Joe / Creek

Approved

Carolyn Bowser  
County Mayor





**REMITTANCES FILED BY OR ON BEHALF  
OF LOCAL GOVERNMENT AND ITS AGENCIES**

Name of County/Municipality      MONTGOMERY COUNTY GOVERNMENT

Mailing Address      PO BOX 368  
CLARKSVILLE TN 37041-0368

Name of Holder or Agency Submitting Report and Remittance	Holder Identification Number	Amount of Remittance	Date of Remittance	Federal employer tax ID #
Montgomery Co General Sessions Court	8676			62-1575527
Montgomery County Chancery Court	8580			62-6000764
Montgomery County Clerks Office	39198			62-6000764
Montgomery County Jail	38191			62-6000764
Montgomery County Trustee	34410			62-6000764
Montgomery County Government	42504			62-6000764
Montgomery County Adult Court Svcs	45417			62-6000764
Montgomery County Circuit Court	8579			62-1575527

I certify that any agencies included in this request are chartered under this local government.

931-648-5705  
Phone Number

Erinne J. Hester  
(Signature)

Erinne J. Hester  
Printed Name

Director of Accounts & Budgets  
(Title)

Date April 16, 2013

This report and accompanying Resolution may be filed with the Unclaimed Property office of the State Treasury Department at any point between the actual remittance of unclaimed accounts and the June 1 eighteen months following.

13-5-3

On Motion to Adopt by Commissioner Vallejos, seconded by  
Commissioner Keene, the foregoing Resolution was Adopted by the  
following roll call vote:

Jerry Allbert	Y	John M. Gannon	Y	Robert Nichols	Y
Ed Baggett	Y	John M. Genis	Y	Keith Politi	Y
Mark Banasiak	Y	Robert Gibbs	Y	Nick Robards	Y
Martha Brockman	Y	Dalton Harrison	Y	Ron J. Sokol	Y
Loretta Bryant	Y	Charles Keene	Y	Tommy Vallejos	Y
Joe L. Creek	Y	Lettie Kendall	Y		
Glen Demorest	Y	Robert Lewis	Y		

Ayes - 19   Abstentions - 0   Noes - 0

ABSENT: Mark Riggins (1)

**RESOLUTION TO ENTER INTO A MUTUAL AID INTERLOCAL CONTRACT  
BETWEEN CLARKSVILLE FIRE RESCUE AND MONTGOMERY COUNTY  
VOLUNTEER FIRE SERVICE**

**WHEREAS**, section 12-9-108, Tennessee Code Annotated, authorizes public agencies in the state to enter into interlocal contracts; and

**WHEREAS**, the purpose of this contract is to provide each of the parties through their mutual cooperation, a predetermined plan by which each might render aid to the other in case of emergency which demands apparatus, equipment and personnel services to a degree beyond the existing capabilities of either party; and

**WHEREAS**, this contract shall be valid only when it is executed by the City and County Mayors of the respective political jurisdictions pursuant to the ordinance/resolution of each jurisdiction authorizing the City and County Mayors to execute it.

**NOW, THEREFORE, BE IT RESOLVED** by the Montgomery County Board of Commissioners meeting in regular session on this the 13<sup>th</sup> day of May, 2013, that the Mutual Aid Interlocal Contract Between Clarksville Fire Rescue And Montgomery County Volunteer Fire Service, attached hereto as "Exhibit A", is approved.

**Duly passed and approved this 13<sup>th</sup> day of May, 2013.**



Sponsor *Jerry J. Bush*  
Commissioner *Dalton*  
Approved *Candy Dowers*  
County Mayor

Attested

*Kellie A. Jackson*  
County Clerk

**"EXHIBIT A"**

**MUTUAL AID INTERLOCAL CONTRACT BETWEEN CLARKSVILLE FIRE RESCUE  
AND MONTGOMERY COUNTY VOLUNTEER FIRE SERVICE**

THIS CONTRACT entered this \_\_\_\_ day of \_\_\_\_\_, by and among the Clarksville Fire Rescue and Montgomery County Volunteer Fire Service.

**WITNESSETH:**

WHEREAS, section 12-9-108, Tennessee Code Annotated, authorizes public agencies in this state to enter into interlocal contracts: and

WHEREAS, the parties hereto desire to avail themselves of the authority conferred by this law; and

WHEREAS, the purpose of this contract is to provide each of the parties through their mutual cooperation, a predetermined plan by which each might render aid to the other in case of emergency which demands apparatus, equipment and personnel services to a degree beyond the existing capabilities of either party; and

WHEREAS, it is deemed in the public interest for the parties hereto to enter into a contract for mutual assistance in emergencies to provide reserves needed to assure each party of adequate protection;

NOW, THEREFORE, in consideration of the mutual covenants contained, herein, the parties hereby agree as follows:

1. The parties will respond to calls for mutual aid assistance only upon request for such assistance made by the senior fire officer or Chief's designee on duty of the fire department of the respective agency. All requests for emergency mutual aid assistance shall be made only to the fire chief or his designee.
2. Upon request for aid received as provided for in paragraph (1), the senior fire officer or the Chief's designee of the responding party will authorize the requested resources if available.
  - (A) Each party's response will be determined by the severity of the emergency in the requesting party's jurisdiction as determined by the senior fire officer or the Chief's designee of the responding party after discussion with the senior fire officer or Chief's designee of the requesting party.
  - (B) If there is also an emergency in the jurisdiction of the responding party at the time a request is made, or one occurs in the course of responding to a request under this contract, and the senior fire officer or Chief's designee of the responding may choose to use all equipment and personnel in his own jurisdiction. In such case, the senior fire officer or Chief's designee of the responding party shall inform the senior fire officer or Chiefs designee of the requesting party of his decision.
3. It shall be the responsibility of the responding party to see that all personnel responding to the request for assistance are responsible persons, and the conduct and actions of said personnel shall be the responsibility of the party sending assistance.
4. When fire personnel are sent to another jurisdiction pursuant to this contract, the jurisdiction, authority, rights, privileges, and immunities, including coverage under the Worker's Compensation Laws, which they have in the sending fire department, shall be extended to and include the area in which like benefits and authorities are or could be afforded to fire personnel of the requesting fire department and shall be extended to any geographic area necessary as a result of the request when said personnel are acting within the scope within of the authority conferred by this contract.
5. The party who requests mutual aid shall in no way be deemed liable or responsible for the personal property of the members of the fire department of the responding party which may be lost, stolen or damaged while performing their duties in responding under the terms of this contract.
6. The party responding shall assume all liability and responsibility for damage to its own apparatus and/or equipment. The party responding shall also assume all liability and/or responsibility for damage caused by its own apparatus and/or negligence of its personnel while enroute to or returning from a specific location.

7. The party responding under the terms of this contract shall assume no responsibility or liability for property damaged at the scene of an emergency; said liability and responsibility shall rest solely with the party requesting such aid and within whose boundaries the property exists or the incident occurs.
8. No compensation will be paid by the parties under this contract for mutual aid emergency assistance rendered.
9. The respective parties agree that no claim for compensation will be made by either against the other for loss, damage, or personal injury occurring in consequence of mutual aid emergency assistance rendered under this contract, and all such rights or claims are hereby expressly waived.
10. The Chief fire officer or Chief's designee in whose jurisdiction the emergency exists, and who places the request for assistance, shall in all instances be in command of the emergency as to strategy, tactics, and overall direction of the operations. All orders or directions regarding the operations of the responding party shall be relayed to the Chief fire officer or Chief's designee in command of the responding party.
11. This contract shall continue from year to year from date of execution, unless notice of termination is given by either of the parties hereto at least sixty days in advance. No further obligations or liabilities shall be imposed after such termination.
12. This contract shall be valid only when it is executed by the City and County Mayors of the respective political jurisdictions pursuant to the ordinance/resolution of each jurisdiction authorizing the City and County Mayors to execute it.

IN WITNESS WHEREOF, the parties hereto have executed this contract as of the day and year written above.

**City of Clarksville**

**Montgomery County Volunteer Fire Service**

\_\_\_\_\_  
City Mayor

\_\_\_\_\_  
County Mayor

\_\_\_\_\_  
Fire Chief

\_\_\_\_\_  
Fire Chief

Adopted \_\_\_\_\_  
Date

Adopted \_\_\_\_\_  
Date

13-5-4

On Motion to Adopt by Commissioner Baggett, seconded by  
Commissioner Gannon, the foregoing Resolution was Adopted by the  
following roll call vote:

Jerry Allbert	Y	John M. Gannon	Y	Robert Nichols	Y
Ed Baggett	Y	John M. Genis	Y	Keith Politi	Y
Mark Banasiak	Y	Robert Gibbs	Y	Nick Robards	Y
Martha Brockman	Y	Dalton Harrison	Y	Ron J. Sokol	Y
Loretta Bryant	Y	Charles Keene	Y	Tommy Vallejos	Y
Joe L. Creek	Y	Lettie Kendall	Y		
Glen Demorest	Y	Robert Lewis	Y		

Ayes - 19   Abstentions - 0   Noes - 0

ABSENT: Mark Riggins (1)

Commissioner Riggins and Sheriff Fuson entered and were recorded as present for the remainder of the meeting.



**RESOLUTION TO ACCEPT A CONTRIBUTION TO THE MONTGOMERY  
COUNTY VETERANS TREATMENT COURT FROM THE TENNESSEE  
COMMISSION ON CONTINUING LEGAL EDUCATION &  
SPECIALIZATION**

**WHEREAS**, the Tennessee Commission on Continuing Legal Education & Specialization has awarded twenty thousand dollars (\$20,000) to the Montgomery County Veterans Treatment Court as a project that supports the Supreme Court's Access to Justice Initiative; and

**WHEREAS**, Section 5-12-110, *Tennessee Code Annotated Annotated* (TCA), prohibits expenditures of funds without County Commission approval; and

**WHEREAS**, any unspent funds from the contribution will be placed in a restricted fund balance account for the benefit of the Veteran's Court for later appropriation.

**NOW, THEREFORE, BE IT RESOLVED** by the Montgomery County Board of Commissioners assembled in Regular Session on this 13<sup>th</sup> day of May, 2013, that Montgomery County accept this contribution in the amount of \$20,000 to assist in furthering service to Veterans in Montgomery County Veterans Treatment Court.

**SECTION 1.** Montgomery County hereby accepts \$20,000 from the Tennessee Commission on Continuing Legal Education & Specialization for the purpose herein stated and as detailed below:

REVENUE	101-53500-00000-54-44990-P0008	\$ 20,000.00
OFFICE SUPPLIES	101-53500-00000-54-54350-P0008	\$ 10,000.00
TRAVEL	101-53500-00000-54-53550-P0008	\$ 5,000.00
OTHER CONTRACTED SERVICES	101-53500-00000-54-53990-P0008	\$ 5,000.00
<b>TOTAL</b>		<b>\$ 20,000.00</b>

Duly passed and approved this 13th day of May, 2013.



Attested

Keller A. Jackson  
County Clerk

Sponsor

Commissioner

Approved

County Mayor

13-5-5

Motion to Adopt by Commissioner Bryant, seconded by  
Commissioner Allbert.

On Motion to Amend by Commissioner Harrison, seconded by  
Commissioner Sokol, to Amend by striking "annontated" from the second  
*WHEREAS* paragraph. The foregoing Amendment was Adopted by the  
following roll call vote:

Jerry Allbert	Y	John M. Gannon	Y	Robert Nichols	Y
Ed Baggett	Y	John M. Genis	Y	Keith Politi	Y
Mark Banasiak	Y	Robert Gibbs	Y	Mark Riggins	A
Martha Brockman	Y	Dalton Harrison	Y	Nick Robards	Y
Loretta Bryant	Y	Charles Keene	Y	Ron J. Sokol	Y
Joe L. Creek	Y	Lettie Kendall	Y	Tommy Vallejos	Y
Glen Demorest	Y	Robert Lewis	Y		

Ayes - 19   Abstentions - 1   Noes - 0

ABSENT: None

The foregoing Amended Resolution was Adopted by the following roll call  
vote:

Jerry Allbert	Y	John M. Gannon	Y	Robert Nichols	Y
Ed Baggett	Y	John M. Genis	Y	Keith Politi	Y
Mark Banasiak	Y	Robert Gibbs	Y	Mark Riggins	A
Martha Brockman	Y	Dalton Harrison	Y	Nick Robards	Y
Loretta Bryant	Y	Charles Keene	Y	Ron J. Sokol	Y
Joe L. Creek	Y	Lettie Kendall	Y	Tommy Vallejos	Y
Glen Demorest	Y	Robert Lewis	Y		

Ayes - 19   Abstentions - 1   Noes - 0

ABSENT: None


**County Clerk's Report**  
**May 13, 2013**

Comes Kellie A. Jackson, County Clerk, Montgomery County, Tennessee, and presents the County Clerk's Report for the month of April, 2013.

I hereby request that the persons named on the list of new applicants to the office of Notary Public be elected. The oath and bond of the Appointed County Official and oaths of Deputy County Officials are approved as taken.

This report shall be spread upon the minutes of the Board of County Commissioners.

This the 13<sup>th</sup> day of May, 2013.

  
County Clerk

OATH AND BOND OF APPOINTED COUNTY OFFICIAL

NAME	OFFICE	AMOUNT OF BOND	DATE
Erinne Hester	E911 Accounts & Budgets Officer	\$115,700.00	4/18/2013

OATHS OF DEPUTY COUNTY OFFICIALS

NAME	OFFICE	DATE
Ashley N. Allen	Deputy County Clerk	4/29/2013
Shantell L. Hopper	Deputy County Clerk	4/29/2013
Ashley Walton	Deputy County Clerk	4/29/2013

MONROE COUNTY CLERK  
KIMLIE A. MONROE COUNTY CLERK  
350 PACERMAN LANE SUITE 502  
CLARKSVILLE TN 37040  
Telephone 931-648-5711  
Fax 931-572-1104

Notaries to be elected May 13, 2013

NAME	HOME ADDRESS AND PHONE	BUSINESS ADDRESS AND PHONE
1. WAYNE R ARNOLD	460 RIVERMONT DR CLARKSVILLE TN 37043 931 648 3463	662 SANGO RD, SUITE A CLARKSVILLE TN 37043 931 358 3961
2. PATRICIA BELL	3410 N HENDERSON WAY CLARKSVILLE TN 37042 931 503 0079	168 JACK MILLER BLVD CLARKSVILLE TN 37042 931 431 9700
3. WALTER BROOKS	578 BRIARWOOD DR CLARKSVILLE TN 37040 931 647 3901	20TH FLOOR TN TOWER NASHVILLE TN 37243 931 647 3901
4. BRENDA L COLLEY	8 MAPLE ST CLARKSVILLE TN 37042 931 216 6826	3135 TRENTON RD CLARKSVILLE TN 37040 931 647 7768
5. LINDA S COLLINS	2583 EMERALD CT CLARKSVILLE TN 37042 931 220 3363	319 MADISON ST CLARKSVILLE TN 37040 931 647 0221
6. MARY C COOPER	1989 HANNOVER CT CLARKSVILLE TN 37043 931 503 1846	2277 WILMA RUDOLPH BLVD STE C CLARKSVILLE TN 37040 931 906 9030
7. RAMON CRUZCRUZ	1602 BEVARD RD CLARKSVILLE TN 37042 931 551 3848	1690 FT CMAPBELL BLVD CLARKSVILLE TN 37042 931 552 1900 ext 770
8. BILLY RAY CUNNINGHAM	1213 STARLIGHT LANE CLARKSVILLE TN 37043 931 220 1818	211 UNIVERSITY AVE CLARKSVILLE TN 37040 931 647 5384
9. MICHAEL DAHLKE	LONDON RD. CLARKSVILLE TN 37043 931 216 0975	RED RIVER ST. CLARKSVILLE TN 37040 931-647-1538
10. CARLY DURARD	4981 MINNIS RD SPRINGFIELD TN 37172 615 495 1976	599 FIRE STATION RD CLARKSVILLE TN 37043 931 920 7077
11. ASHLEY ENGLER	3684 S JOT DRIVE CLARKSVILLE TN 37040 931 919 4306	
12. TERRIL EVERETT	2968 DOTSONVILLE RD CLARKSVILLE TN 37042 931 572 8346	325 COMMERCE ST CLARKSVILLE TN 37040 931 648 7144

MONTGOMERY COUNTY CLERK  
 KELLIE A JACKSON COUNTY CLERK  
 350 PAGEANT LANE SUITE 502  
 CLARKSVILLE TN 37040  
 Telephone 931-648-5711  
 Fax 931-572-1104

Notaries to be elected May 13, 2013

NAME	HOME ADDRESS AND PHONE	BUSINESS ADDRESS AND PHONE
13. MARY KAY H FISHER	129 COYOTE CT APT 1 CLARKSVILLE TN 37043 931 538 5731	
14. ETHAN FISHER-SCHMIDT	216 HAWKINS RD CLARKSVILLE TN 37040 931 444 4656 7364 CHOWNING RD SPRINGFIELD TN 37172 615 969 2646	2277 C WILMA RUDOLPH BLVD CLARKSVILLE TN 37040 931 906 9030 325 COMMERCE ST CLARKSVILLE TN 37040 931 552 5938
15. RANDALL S FLETCHER	1782 BRIDGEWOOD RD CLARKSVILLE TN 37040 931 378 7832	261 OLD MILL RD CLARKSVILLE TN 37042 931 378 1831
16. CRYSTAL FRANCIS	300 DEERWOOD CIRCLE CLARKSVILLE TN 37043 931 358 2243	2269 WILMA RUDOLPH BLVD STE 10 CLARKSVILLE TN 37040 931 551 3322
17. TERESA GAINES	2050 CHESTER HARRIS RD WOODLAWN TN 37191 574 780 3402	2150 WILMA RUDOLPH BLVD STE 2 CLARKSVILLE TN 37040 931 802 6111
18. KATIE N HARNESS	933 SABLE DR CLARKSVILLE TN 37042 931 645 3148 417 RIVER HEIGHTS DR CLARKSVILLE TN 37040 937 478 6559	120 COMMERCE ST CLARKSVILLE TN 37040 931 648 0611 2786 WILMA RUDOLPH BLVD CLARKSVILLE TN 37040 931 920 7081
19. BEVERLY HEARN	102 IRIS COURT CLARKSVILLE TN 37042 513 885 2293	
20. AMY E HINES	1305 SUNFIELD DRIVE CLARKSVILLE TN 37042 931 645 4664	513 885 2293
21. SHIRLEY J JACKSON	800 LIMEKILN RD ERIN TN 37061 931 289 4173 541 MOORE RD CLARKSVILLE TN 37040 931 802 0354	350 PAGEANT LANE STE 401 CLARKSVILLE TN 37040 931 503 3222 112 FRANKLIN ST CLARKSVILLE TN 37040 931 647 1515
22. JOHN C MATSON		
23. CLAUDIA L MCELDOWNEY		
24. STEPHANIE MOORE		

MONTGOMERY COUNTY CLERK  
 KELLIE A JACKSON COUNTY CLERK  
 350 PACHMAR LANE SUITE 502  
 CLARKSVILLE TN 37040  
 Telephone 931-648-5711  
 Fax 931-572-1104

Notaries to be elected May 13, 2013

NAME	HOME ADDRESS AND PHONE	BUSINESS ADDRESS AND PHONE
25. DAWN MULLOY	2872 N HINTON RD CLARKSVILLE TN 37043 931 362 4239 418 LOUISE LANE	1780 MADISON ST CLARKSVILLE TN 37043 931 245 3410 121 SOUTH THIRD STREET
26. MARTHA J OGLE	CLARKSVILLE TN 37042 931 648 3004	CLARKSVILLE TN 37040 931 647 1501 2277 WILMA RUDOLPH BLVD STE C
27. M OLIVE	228 JEFFERY DR CLARKSVILLE TN 37040 931 561 9217	CLARKSVILLE TN 37040 931 906 9030 2017 WILMA RUDOLPH BLVD
28. SHARON P PATTERSON	411 BENTBROOK DR CLARKSVILLE TN 37043 931 368 0375 1029 CUMBERLAND HEIGHTS RD.	CLARKSVILLE TN 37040 931 552 0359 133 FRANKLIN ST.
29. JAMES POTTER	CLARKSVILLE TN 37040 931-249-7511 2027 MOSSY OAK CIRCLE	CLARKSVILLE TN 37040 931-906-3904 123 A CENTER POINTE DR
30. AMANDA L RUSHING	CLARKSVILLE TN 37043 931 320 3057 4325 OLD ASHLAND CITY RD S	CLARKSVILLE TN 37040 931 906 8400 621 GRACEY AVE
31. PATSY RUSHING	CLARKSVILLE TN 37043 931 362 9221 2009 BALDWIN PLACE	CLARKSVILLE TN 37040 931 920 7848 502 MADISON ST
32. SARAH M SCHWALLIE	CLARKSVILLE TN 37043 931 645 1129 429 CRANKLEN CIRCLE	CLARKSVILLE TN 37040 931 245 3402 1925 A FORT CAMPBELL BLVD
33. JAMES L SHELLEY	CLARKSVILLE TN 37042 615 337 0017 252 WINDMEADE CIRCLE	CLARKSVILLE TN 37042 931 645 3111 206 W 17TH AVE
34. CARLOS L STEWART	CLARKSVILLE TN 37042 931 647 0860 187 KINGS DEER DRIVE	SPRINGFIELD TN 37172 615 977 6329 330 N 2ND STREET
35. VICTORIA E. SUTHERLAND	CLARKSVILLE TN 37042 931-980-8910 870 HWY 49	CLARKSVILLE TN 37041 931-647-6959 319 MADISON ST
36. BARBARA L SYKES	TENNESSEE RIDGE TN 37178 931 721 3830	CLARKSVILLE TN 37040 931 647 0221

MONTGOMERY COUNTY CLERK  
 KELLIE A JACKSON COUNTY CLERK  
 350 PAGEANT LANE SUITE 502  
 CLARKSVILLE TN 37040  
 Telephone 931-648-5711  
 Fax 931-572-1104

Notaries to be elected May 13, 2013

NAME	HOME ADDRESS AND PHONE	BUSINESS ADDRESS AND PHONE
37. SHIRLEY A TABB	1342 AMBLESIDE DR CLARKSVILLE TN 37043 931 551 8687 371 DONNA DR. CLARKSVILLE TN 37042 931-645-9584	681 SUMMER ST CLARKSVILLE TN 37040 931 221 7737 330 N SECOND ST. CLARKSVILLE TN 37040 931-647-6959
38. DANA L. THARPE	1500 DURRETT AVE HOPKINSVILLE KY 42240 270 874 5722	1590 FT CAMPBELL BLVD CLARKSVILLE TN 37042 931 648 3342
39. KAREN E THOMPSON	4 THAYER LANE CLARKSVILLE TN 37043 931 216 4142	412 FRANKLIN ST CLARKSVILLE TN 37040 931 647 0244
40. RACHEL S VINSON	4 THAYER LANE CLARKSVILLE TN 37043 931 647 0244	412 FRANKLIN STREET CLARKSVILLE TN 37040 931 647 0244
41. JONATHAN R VINSON	164 KIRBY DR CLARKSVILLE TN 37042 931 648 2010	2050 LOWES DR CLARKSVILLE TN 37040 931 648 2010
42. URANIA DE WHEELER	137 SHADY MAPLE DR CLARKSVILLE TN 37043 931 801 3811	112 LOIS LANE CLARKSVILLE TN 37043 931 648 8031
43. CHRISTI WILLIAMS	211 ALFRED DR CLARKSVILLE TN 37043 931 552 6927	220 HWY 76 CLARKSVILLE TN 37043 931 552 0181
44. KRISTI L WILLIAMS	107 ALFRED DRIVE CLARKSVILLE TN 37043 931 552 7108	319 MADISON ST CLARKSVILLE TN 37041 931 647 0221
45. JARED D WILSON	696 SALEM RIDGE RD CLARKSVILLE TN 37040 931 647 7405	7575 COCKRILL BEND BOULEVARD NASHVILLE TN 37209 615 350 2700
46. DONNA L WRIGHT		



## County Clerk's Report

On Motion to Adopt by Commissioner Creek, seconded by  
Commissioner Brockman, the foregoing County Clerk's Report was

Approved by the following roll call vote:

Jerry Allbert	Y	John M. Gannon	Y	Robert Nichols	Y
Ed Baggett	Y	John M. Genis	Y	Keith Politi	Y
Mark Banasiak	Y	Robert Gibbs	Y	Mark Riggins	Y
Martha Brockman	Y	Dalton Harrison	Y	Nick Robards	Y
Loretta Bryant	Y	Charles Keene	Y	Ron J. Sokol	Y
Joe L. Creek	Y	Lettie Kendall	Y	Tommy Vallejos	Y
Glen Demorest	Y	Robert Lewis	Y		

Ayes - 20   Abstentions - 0   Noes - 0

ABSENT: None

**ADULT DRIVER IMPROVEMENT PROGRAM  
REVENUE AND ATTENDEES  
JANUARY – MARCH 2013**

<u>REVENUE RECEIVED</u>	<u>ATTENDEES</u>
JANUARY 2013.....\$ 2,693.25 .....	27
FEBRUARY 2013.....\$ 1,795.50.....	40
MARCH 2013.....\$ 1,972.67 .....	28
TOTAL.....\$ 6,461.42.....	95

<u>BOOK FEES</u>
JANUARY 2013.....\$ 142.97
FEBRUARY 2013.....\$ 93.10
MARCH 2013.....\$ 103.07
TOTAL.....\$ 339.14

January, February & March, 2013 Adult Driver Improvement Program revenues average \$2,153.81/month with 31.67 clients per month. This represents \$68.02 in revenue per client.

**JUVENILE COURT DEFENSIVE DRIVING COURSE - 4  
REVENUE AND ATTENDEES  
JANUARY - MARCH 2013**

	<u>REVENUE RECEIVED</u>	<u>ATTENDEES</u>
JANUARY 2013.....	\$ 399.00.....	6
FEBRUARY 2013.....	\$ 741.00.....	10
MARCH 2013.....	\$ 342 .00.....	12
TOTAL.....	\$ 1,482 .00 .....	28

January, February & March, 2013 Defensive Driving Course Revenue,  
\$494.00/month. Clients pay \$60.00 per course.

**JUVENILE COURT DEFENSIVE DRIVING COURSE – 6/8**  
**REVENUE AND ATTENDEES**  
**JANUARY - MARCH 2013**

	<u>REVENUE RECEIVED</u>	<u>ATTENDEES</u>
JANUARY 2013.....	\$ 608.00.....	13
FEBRUARY 2013.....	\$ 608.00.....	0
MARCH 2013.....	\$ 1,140 .00.....	10
TOTAL.....	\$2,356 .00 .....	23

January, February & March, 2013 Defensive Driving Course Revenue,  
\$785.34/month. Clients pay \$80.00 per course.

**SAFETY BELT CLASS  
REVENUE AND ATTENDEES  
JANUARY - MARCH 2013**

<u>REVENUE RECEIVED</u>	<u>ATTENDEES</u>
JANUARY 2013.....\$ -0- .....	0
FEBRUARY 2013.....\$ 19.00.....	1
MARCH 2013.....\$ -0- .....	0
TOTAL.....\$ 19.00.....	1 Attendee

January, February & March, 2013 Safety Belt class revenues. Attendee  
pays \$10.00 for course.

**ANTI-THEFT CLASS  
REVENUE AND ATTENDEES  
JANUARY – MARCH 2013**

<u>REVENUE RECEIVED</u>	<u>ATTENDEES</u>
JANUARY 2013.....\$ 199.50.....	13
FEBRUARY 2013.....\$ 28.50.....	0
MARCH 2013.....\$ 142.50.....	10
TOTAL.....\$ 370.50.....	23 Attendees

January, February & March, 2013 Anti-theft class revenues. Attendee pays \$30.00 per course. Note: Attendees on Probation do not pay fees.

**ALIVE AT 25 DEFENSIVE DRIVING COURSE  
REVENUE AND ATTENDEES  
JANUARY – MARCH 2013**

<u>REVENUE RECEIVED</u>	<u>ATTENDEES</u>
JANUARY 2013.....\$ 798.00.....	13
FEBRUARY 2013.....\$ 513.00.....	11
MARCH 2013.....\$ 399.00.....	8
TOTAL.....\$1,710.00.....	32 Attendees

January, February & March, 2013 Alive at 25 Defensive Driving Course  
revenues. Attendee pays \$60.00 for course.



RECEIVED MAY 01 2013

Phone  
931-648-5718

**Montgomery County Government**  
**Building and Codes Department**  
350 Pageant Lane Suite 309  
Clarksville, TN 37040

Fax  
931-553-5121

**Memorandum**

**TO:** Carolyn Bowers, County Mayor  
**FROM:** Rod Streeter, Building Commissioner *RS*  
**DATE:** May 1, 2013  
**SUBJ:** APRIL 2013 ADEQUATE FACILITIES TAX REPORT

The total number of receipts issued in April 2013 is as follows: City 112 and County 47 for a total of 159.

There were 130 receipts issued on single-family dwellings, 1 receipts issued on multi-family dwellings with a total of 4 units, 20 receipts issued on condominiums with a total of 20 units, 0 receipts issued on townhouses. There were 3 exemption receipts issued.

The total taxes received for April 2013 was \$71,022.00

The total refunds issued for April 2013 was \$0.00.

Total Adequate Facilities Tax Revenue for April 2013 was \$71,022.00

**FISCAL YEAR 2012/2013 TOTALS TO DATE:**

TOTAL NUMBER OF Adequate Facilities Tax Receipts Issued:	City:	743
	County:	362
	Total:	1105

TOTAL REFUNDS:	\$0.00
----------------	--------

TOTAL TAXES RECEIVED:	\$578,550.00
-----------------------	--------------



<u>NUMBER OF LOTS AND DWELLINGS ISSUED</u>	<u>CITY</u>	<u>COUNTY</u>	<u>TOTAL</u>
LOTS 5 ACRES OR MORE:	4	22	26
SINGLE-FAMILY DWELLINGS:	654	332	986
MULTI-FAMILY DWELLINGS (42 Receipts):	360	0	360
CONDOMINIUMS: (42 Receipts)	42	0	42
TOWNHOUSES:	0	0	0
EXEMPTIONS: (5 Receipts)	4	11	15
REFUNDS ISSUED: (0 Receipts)	(0)	(0)	(0)

RS/bl

cc: Erinne Hester, Director of Accounts and Budgets  
Kellie Jackson, County Clerk



RECEIVED MAY 01 2013

**MONTGOMERY  
COUNTY**

TENNESSEE

**Montgomery County Government**

**Building and Codes Department**

350 Pageant Lane Suite 309  
Clarksville, TN 37040

Phone  
931-648-5718

Fax  
931-553-5121

**Memorandum**

**TO:** Carolyn Bowers, County Mayor  
**FROM:** Rod Streeter, Building Commissioner *RS*  
**DATE:** May 1, 2013  
**SUBJ:** APRIL 2013 PERMIT REVENUE REPORT

The number of permits issued in April 2013 is as follows: Building Permits 89, Grading Permits 1, and Plumbing Permits 16 for a total of 106 permits.

The total cost of construction was \$24,384,444.00. The revenue is as follows: Building Permits \$74,197.60, Grading Permits \$520.00, Plumbing Permits \$1,600.00, Plans Review \$705.00, BZA \$0.00, Re-Inspections \$300.00, Pre-Inspection \$0.00, Safety Inspection \$0.00, and Miscellaneous Fees \$0.00 the total revenue received in April 2013 was \$77,322.60.

**FISCAL YEAR 2012/2013 TOTALS TO DATE:**

NUMBER OF SINGLE FAMILY PERMITS:	345
COST OF CONSTRUCTION:	\$95,540,312.00
NUMBER OF BUILDING PERMITS:	667
NUMBER OF PLUMBING PERMITS:	115
NUMBER OF GRADING PERMITS:	12
BUILDING PERMITS REVENUE:	\$385,084.60
PLUMBING PERMIT REVENUE:	\$11,500.00
GRADING PERMIT REVENUE:	\$6,060.00
RENEWAL FEES:	\$653.00
PLANS REVIEW FEES:	\$21,992.75
BZA FEES:	\$4,250.00
RE-INSPECTION FEES:	\$1,850.00
PRE-INSPECTION FEES:	\$50.00
SAFETY INSPECTION FEES:	\$0.00
MISCELLANEOUS FEES:	\$0.00
SWBA	\$0.00
<b>TOTAL REVENUE:</b>	<b>\$433,312.35</b>

**APRIL 2013 GROUND WATER PROTECTION**

The number of septic applications received for April 2013 was 20 with total revenue received for the county was \$0.00 (State received \$11,940.00).

The agreement of 8% of total collected monthly beginning on December 1, 2011-December 30, 2012 was agreed upon between the County and State instead of collecting county fees per job.

The number of Septic Tank Disclosure requests for April 2013. **\*\*Effective December 16, 2008 Ground Water Protection no longer provides this service.\*\***

**FISCAL YEAR 2012/2013 TOTALS TO DATE:**

NUMBER OF GROUND WATER APPLICATIONS (SEPTIC)	162
NUMBER OF SEPTIC TANK DISCLOSURE REQUEST	0
GROUND WATER PROTECTION (STATE: \$116,040.00)	\$0.00
 TOTAL REVENUE:	 \$433,312.35

RS/bl

cc: Erinne Hester, Director of Accounts and Budgets  
Kellie Jackson, County Clerk



Project Status

**MONTGOMERY COUNTY SR-12 US-41A**

(PROVIDENCE BLVD/FT CAMPBELL BLVD), FROM NORTH OF BEECH STREET TO SR-374 IN CLARKSVILLE

Length - 3.8 (Intersection Improvements)

The right-of-way and/or utility process is underway.

**MONTGOMERY COUNTY SR-48**

INTERSECTION AT TYLERTOWN ROAD, LM 11.75 TO LM 11.96 IN CLARKSVILLE

Length - 0.2 (Intersection Improvements and Signals)

The planning document is underway.

**MONTGOMERY COUNTY SR-112 US-41A**

FROM MCADOO CREEK ROAD TO EAST OF SR-76 IN CLARKSVILLE

Length - 3.0 (Widen)

A contract for construction is scheduled to be let in the 3rd Quarter Calendar Year 2013.

**MONTGOMERY COUNTY SR-112 US-41A**

INTERSECTION AT SR-76, LM 9.19 EAST OF CLARKSVILLE

Length - 0.0 (Widen)

This project is in the early stages of development.

**MONTGOMERY COUNTY SR-374**

SR-374(WARFIELD BLVD), SOUTH OF DUNBAR CAVE ROAD TO WEST OF STOKES ROAD

Length - 1.7 (Widen)

The right-of-way and/or utility process is underway.

**MONTGOMERY COUNTY**

SR-374/149; SR-76 TO WEST OF RIVER ROAD

Length - 8.2 (Environmental Studies)

The environmental studies are underway.

**MONTGOMERY COUNTY**

SR-149, FROM RIVER ROAD TO SR-13; SR-13, SR-149 TO ZINC PLANT ROAD

Length - 3.0 (Widen)

The right-of-way and/or utility process is underway.



Project Status

**MONTGOMERY COUNTY SR-374PROP**

DOTSONVILLE ROAD TO SR-149 IN CLARKSVILLE

Length - 4.3 (Construction-New)

The engineering is scheduled to begin in the 2nd Quarter Calendar Year 2013.

**MONTGOMERY COUNTY SR-374PROP**

SR-76(US-79) TO DOTSONVILLE ROAD IN CLARKSVILLE

Length - 2.9 (Construction-New)

The engineering is scheduled to begin in the 2nd Quarter Calendar Year 2013.



## Project Status

**MONTGOMERY COUNTY SR-374****INTERSECTION AT EVANS ROAD, LM 12.93 IN CLARKSVILLE (MISCELLANEOUS SAFETY IMPROVEMENTS) LENGTH - 0.600**

CONTRACT NO.: CNM094  
LET TO CONTRACT: 4/5/2013  
CONTRACTOR: EUBANK ASPHALT PAVING & SEALING  
BID PRICE : \$616,037.15  
EST. COMPLETION DATE: DECEMBER, 2013

**MONTGOMERY COUNTY SR-233****FROM STEWART COUNTY LINE TO SR-76 (RESURFACE & SAFETY) LENGTH - 9.010**

CONTRACT NO.: CNM117  
LET TO CONTRACT: 4/5/2013  
CONTRACTOR: HUDSON CONSTRUCTION COMPANY  
BID PRICE : \$394,329.75  
EST. COMPLETION DATE: SEPTEMBER, 2013

**MONTGOMERY COUNTY SR-13****INTERSECTION WITH ALFRED THUN ROAD AND CRACKER BARREL ROAD, LM 26.81  
(INTERSECTION IMPROVEMENTS AND SIGNALS) LENGTH - 0.200**

CONTRACT NO.: CNM006  
LET TO CONTRACT: 2/15/2013  
CONTRACTOR: EUBANK ASPHALT PAVING & SEALING  
BID PRICE : \$252,117.95  
EST. COMPLETION DATE: NOVEMBER, 2013

**MONTGOMERY COUNTY SR-13****FROM HOUSTON COUNTY LINE TO SR-48 (RESURFACE & SAFETY) LENGTH - 11.316**

CONTRACT NO.: CNM054  
LET TO CONTRACT: 2/15/2013  
CONTRACTOR: EUBANK ASPHALT PAVING & SEALING  
BID PRICE : \$1,168,478.16  
EST. COMPLETION DATE: JULY, 2013

**MONTGOMERY COUNTY I-24****FROM SR-76 TO ROBERTSON COUNTY LINE (RESURFACING) LENGTH - 6.580**

CONTRACT NO.: CNL316  
LET TO CONTRACT: 9/14/2012  
CONTRACTOR: HMA CONTRACTORS, LLC  
BID PRICE : \$4,085,199.45  
EST. COMPLETION DATE: JUNE, 2013



## Project Status

**MONTGOMERY COUNTY SR-76****INTERSECTION AT I-24 RAMPS NEAR SANGO ROAD (MISCELLANEOUS SAFETY IMPROVEMENTS)  
LENGTH - 0.163**

CONTRACT NO.: CNL212  
LET TO CONTRACT: 8/3/2012  
CONTRACTOR: WRIGHT BROTHERS CONSTRUCTION COMPANY, INC.  
BID PRICE : \$937,230.50  
EST. COMPLETION DATE: JUNE, 2013

**MONTGOMERY COUNTY SR-12****FROM SOUTH OF CUMBERLAND DRIVE TO SOUTH OF SR-112 (RESURFACE & SAFETY) LENGTH  
- 2.230**

CONTRACT NO.: CNL061  
LET TO CONTRACT: 4/3/2012  
CONTRACTOR: EUBANK ASPHALT PAVING & SEALING  
BID PRICE : \$849,986.00  
EST. COMPLETION DATE: MAY, 2013

**MONTGOMERY COUNTY****DOTSONVILLE ROAD, FROM DUNBAR ROAD TO GIP MANNING ROAD/OGBURN CHAPEL ROAD  
(MISCELLANEOUS SAFETY IMPROVEMENTS) LENGTH - 3.010**

CONTRACT NO.: CNL105  
LET TO CONTRACT: 3/23/2012  
CONTRACTOR: EUBANK ASPHALT PAVING & SEALING  
BID PRICE : \$32,460.50  
EST. COMPLETION DATE: MAY, 2013

**MONTGOMERY COUNTY****DOTSONVILLE ROAD, FROM GIP MANNING ROAD TO NORTH OF YORK ROAD (MISCELLANEOUS  
SAFETY IMPROVEMENTS) LENGTH - 3.260**

CONTRACT NO.: CNL105  
LET TO CONTRACT: 3/23/2012  
CONTRACTOR: EUBANK ASPHALT PAVING & SEALING  
BID PRICE : \$32,003.75  
EST. COMPLETION DATE: MAY, 2013

**MONTGOMERY COUNTY SR-48****FROM SR-12 (US-41A) TO SR-13 (RESURFACE & SAFETY) LENGTH - 1.820**

CONTRACT NO.: CNK249  
LET TO CONTRACT: 6/17/2011  
CONTRACTOR: HMA CONTRACTORS, LLC  
BID PRICE : \$566,254.00  
EST. COMPLETION DATE: MAY, 2013



Project Status

MONTGOMERY COUNTY SR-112 US-41A  
FROM SR-48 TO SR-13 (RESURFACE & SAFETY) LENGTH - 0.770

CONTRACT NO.:	CNK249
LET TO CONTRACT:	6/17/2011
CONTRACTOR:	HMA CONTRACTORS, LLC
BID PRICE :	\$336,863.20
EST. COMPLETION DATE:	MAY, 2013



05/10/2013 10:20  
 mlopez

 MONTGOMERY COUNTY GOVERNMENT, TN  
 YEAR-TO-DATE BUDGET REPORT

 PG 1  
 glytdbud

FOR 2013 10

	ORIGINAL ESTIM REV	ESTIM REV ADJSTMTS	REVISED EST REV	ACTUAL YTD REVENUE	REMAINING REVENUE	PCT COLL
101 COUNTY GENERAL						
40110 CURRENT PROPERTY TAX	-28,830,000	0	-28,830,000	-27,879,411.72	-950,588.28	96.7%
40120 TRUSTEE'S COLLECTIONS - PYR	-900,000	0	-900,000	-808,139.96	-91,860.04	89.8%
40140 INTEREST & PENALTY	-200,000	0	-200,000	-165,441.13	-34,558.87	82.7%
40161 PMTS IN LIEU OF TAXES - T.V.A	-2,500	0	-2,500	-762.74	-1,737.26	30.5%
40162 PMTS IN LIEU OF TAXES -UTILIT	-925,000	0	-925,000	-695,544.27	-229,455.73	75.2%
40163 PMTS IN LIEU OF TAXES - OTHER	-442,700	0	-442,700	-517,377.45	74,677.45	116.9%
40220 HOTEL/MOTEL TAX	-1,750,000	0	-1,750,000	-1,091,373.50	-658,626.50	62.4%
40250 LITIGATION TAX - GENERAL	-411,000	0	-411,000	-298,925.03	-112,074.97	72.7%
40260 LITIGATION TAX-SPECIAL PURPOS	-60,000	0	-60,000	-54,815.51	-5,184.49	91.4%
40270 BUSINESS TAX	-950,000	0	-950,000	-612,302.89	-337,697.11	64.5%
40320 BANK EXCISE TAX	-65,000	0	-65,000	-71,293.34	6,293.34	109.7%
40330 WHOLESALE BEER TAX	-420,000	0	-420,000	-322,614.18	-97,385.82	76.8%
40350 INTERSTATE TELECOMMUNICATIONS	-2,600	0	-2,600	-2,387.08	-212.92	91.8%
41120 ANIMAL REGISTRATION	-22,800	0	-22,800	-33,221.00	10,421.00	145.7%
41130 ANIMAL VACCINATION	-4,000	0	-4,000	-5,005.00	1,005.00	125.1%
41140 CABLE TV FRANCHISE	-200,000	0	-200,000	-113,674.58	-86,325.42	56.8%
41520 BUILDING PERMITS	-420,000	0	-420,000	-383,671.50	-36,328.50	91.4%
41540 PLUMBING PERMITS	-10,000	0	-10,000	-11,700.00	1,700.00	117.0%
41590 OTHER PERMITS	-169,340	0	-169,340	-48,794.75	-120,545.25	28.8%
42110 FINES	-3,200	0	-3,200	-10,893.33	7,693.33	340.4%
42120 OFFICERS COSTS	-41,000	0	-41,000	-22,598.56	-18,401.44	55.1%
42141 DRUG COURT FEES	-4,000	0	-4,000	-2,466.08	-1,533.92	61.7%
42150 JAIL FEES CIRCUIT COURT	-26,000	0	-26,000	-25,705.08	-294.92	98.9%
42190 DATA ENTRY FEES -CIRCUIT COUR	-14,400	0	-14,400	-7,407.18	-6,992.82	51.4%
42191 COURTROOM SECURITY - CIRCUIT	-9,000	0	-9,000	-7,056.05	-1,943.95	78.4%
42192 CIRCUIT COURT VICTIMS ASSESS	-29,200	23,100	-6,100	-4,274.67	-1,825.33	70.1%
42310 FINES	-136,000	0	-136,000	-96,999.93	-39,000.07	71.3%
42311 FINES - LITTERING	-500	0	-500	-546.25	46.25	109.3%
42320 OFFICERS COSTS	-183,000	0	-183,000	-149,845.46	-33,154.54	81.9%
42330 GAME & FISH FINES	-1,000	0	-1,000	-157.72	-842.28	15.8%
42341 DRUG COURT FEES	-15,000	0	-15,000	-16,578.11	1,578.11	110.5%
42350 JAIL FEES GENERAL SESSIONS	-220,000	0	-220,000	-226,463.85	6,463.85	102.9%
42380 DUI TREATMENT FINES	-30,000	0	-30,000	-23,863.70	-6,136.30	79.5%
42390 DATA ENTRY FEE-GENERAL SESS	-52,000	0	-52,000	-33,445.59	-18,554.41	64.3%
42392 GEN SESSIONS VICTIM ASSESSMNT	-63,000	0	-63,000	-52,121.57	-10,878.43	82.7%
42410 FINES	-2,000	0	-2,000	-1,936.10	-63.90	96.8%
42420 OFFICERS COSTS	-5,000	0	-5,000	-2,705.97	-2,294.03	54.1%
42450 JAIL FEES	-60,000	0	-60,000	-26,392.51	-33,607.49	44.0%
42460 DISTRICT ATTORNEY GENERAL FEE	-1,000	0	-1,000	.00	-1,000.00	.0%
42490 DATA ENTRY FEE-JUVENILE COURT	-9,000	0	-9,000	-4,937.62	-4,062.38	54.9%

05/10/2013 10:20  
 mlopez

 MONTGOMERY COUNTY GOVERNMENT, TN  
 YEAR-TO-DATE BUDGET REPORT

 PG 2  
 glytdbud

FOR 2013 10

	ORIGINAL ESTIM REV	ESTIM REV ADJUSTMTS	REVISED EST REV	ACTUAL YTD REVENUE	REMAINING REVENUE	PCT COLL
42520 OFFICERS COSTS	-26,000	0	-26,000	-23,212.30	-2,787.70	89.3%
42530 DATA ENTRY FEE -CHANCERY COUR	-2,000	0	-2,000	-3,452.00	1,452.00	172.6%
42610 FINES	-2,500	0	-2,500	-2,361.27	-138.73	94.5%
42641 DRUG COURT FEES	-20,000	0	-20,000	-21,707.00	1,707.00	108.5%
42660 DISTRICT ATTORNEY GENERAL FEE	-23,500	23,500	0	.00	.00	.0%
42900 OTHER FINES/FORFEITURE/PENALT	-600	0	-600	-369.00	-231.00	61.5%
42990 OTHER FINES/FORFEITS/PENALTIE	0	-2,419	-2,419	-6,940.98	4,521.98	286.1%
43120 PATIENT CHARGES	-4,800,000	0	-4,800,000	-3,589,112.01	-1,210,887.99	74.8%
43140 ZONING STUDIES	-2,000	0	-2,000	-4,250.00	2,250.00	212.5%
43190 OTHER GENERAL SERVICE CHARGES	-45,000	0	-45,000	-38,128.00	-6,872.00	84.7%
43340 RECREATION FEES	-12,000	0	-12,000	-6,042.00	-5,958.00	50.4%
43350 COPY FEES	-6,200	0	-6,200	-6,700.58	500.58	108.1%
43365 ARCHIVE & RECORD MANAGEMENT	-344,000	0	-344,000	-281,613.31	-62,386.69	81.9%
43366 GREENBELT LATE APPLICATION FE	0	0	0	-1,600.00	1,600.00	100.0%
43370 TELEPHONE COMMISSIONS	-105,000	0	-105,000	-85,755.27	-19,244.73	81.7%
43380 VENDING MACHINE COLLECTIONS	-55,000	0	-55,000	-52,730.43	-2,269.57	95.9%
43392 DATA PROCESSING FEES -REGISTE	-75,000	0	-75,000	-59,880.00	-15,120.00	79.8%
43393 PROBATION FEES	-12,000	0	-12,000	-10,166.00	-1,834.00	84.7%
43394 DATA PROCESSING FEES - SHERIF	-33,000	0	-33,000	-24,011.53	-8,988.47	72.8%
43395 SEXUAL OFFENDER FEE - SHERIFF	-13,000	0	-13,000	-9,053.32	-3,946.68	69.6%
43396 DATA PROCESSING FEE-COUNTY CL	13,200	0	13,200	-10,272.00	23,472.00	-77.8%
43990 OTHER CHARGES FOR SERVICES	-86	-963	-1,049	-3,232.18	2,183.18	308.1%
44110 INTEREST EARNED	-600,000	0	-600,000	-334,790.18	-265,209.82	55.8%
44120 LEASE/RENTALS	-643,512	0	-643,512	-508,273.24	-135,238.76	79.0%
44140 SALE OF MAPS	-1,000	0	-1,000	-1,285.00	285.00	128.5%
44170 MISCELLANEOUS REFUNDS	-174,776	-2,400	-177,176	-116,781.60	-60,394.40	65.9%
44530 SALE OF EQUIPMENT	0	-3,225	-3,225	-8,635.51	5,410.51	267.8%
44570 CONTRIBUTIONS & GIFTS	-9,688	0	-9,688	-9,200.00	-488.00	95.0%
44990 OTHER LOCAL REVENUES	-667,500	-355	-667,855	-570,120.07	-97,734.93	85.4%
45510 COUNTY CLERK	-1,500,000	0	-1,500,000	-1,080,823.46	-419,176.54	72.1%
45520 CIRCUIT COURT CLERK	-882,000	0	-882,000	-571,058.02	-310,941.98	64.7%
45540 GENERAL SESSIONS COURT CLERK	-1,353,000	0	-1,353,000	-1,036,858.23	-316,141.77	76.6%
45550 CLERK & MASTER	-340,000	0	-340,000	-279,767.95	-60,232.05	82.3%
45560 JUVENILE COURT CLERK	-95,000	0	-95,000	-148,971.04	53,971.04	156.8%
45580 REGISTER	-1,000,000	0	-1,000,000	-910,669.61	-89,330.39	91.1%
45590 SHERIFF	-28,000	0	-28,000	-25,124.75	-2,875.25	89.7%
45610 TRUSTEE	-2,850,000	0	-2,850,000	-2,775,512.44	-74,487.56	97.4%
46110 JUVENILE SERVICES PROGRAM	-85,000	-503,011	-588,011	-414,048.85	-173,962.15	70.4%
46190 OTHER GENERAL GOVERNMENT GRAN	0	0	0	-20,000.00	20,000.00	100.0%
46210 LAW ENFORCEMENT TRAINING PROG	-48,000	0	-48,000	-45,000.00	-3,000.00	93.8%
46430 LITTER PROGRAM	0	-82,700	-82,700	-61,618.33	-21,081.67	74.5%
46810 FLOOD CONTROL	-330	0	-330	-57.47	-272.53	17.4%
46830 BEER TAX	-17,500	0	-17,500	-18,585.72	1,085.72	106.2%
46840 ALCOHOLIC BEVERAGE TAX	-175,000	0	-175,000	-160,672.27	-14,327.73	91.8%

05/10/2013 10:20  
mlopez

MONTGOMERY COUNTY GOVERNMENT, TN  
YEAR-TO-DATE BUDGET REPORT

PG 3  
glytdbud

FOR 2013 10

	ORIGINAL ESTIM REV	ESTIM REV ADJSTMTS	REVISED EST REV	ACTUAL YTD REVENUE	REMAINING REVENUE	PCT COLL
46851 STATE REVENUE SHARING - T.V.A	-1,400,000	0	-1,400,000	-1,231,773.87	-168,226.13	88.0%
46880 BOARD OF JURORS	-5,000	0	-5,000	.00	-5,000.00	.0%
46890 PRISONER TRANSPORTATION	-14,000	0	-14,000	-20,426.73	6,426.73	145.9%
46915 CONTRACTED PRISONER BOARDING	-1,022,000	0	-1,022,000	-1,722,646.00	700,646.00	168.6%
46960 REGISTRAR'S SALARY SUPPLEMENT	-15,164	0	-15,164	-11,373.00	-3,791.00	75.0%
46980 OTHER STATE GRANTS	-2,777,545	-150,875	-2,928,420	-1,469,698.14	-1,458,721.86	50.2%
46990 OTHER STATE REVENUES	-10,800	0	-10,800	-20,366.55	9,566.55	188.6%
47114 USDA - OTHER	0	-9,000	-9,000	.00	-9,000.00	.0%
47220 CIVIL DEFENSE REIMBURSEMENT	-68,000	68,000	0	.00	.00	.0%
47235 HOMELAND SECURITY GRANTS	-431,912	-442,218	-874,130	-130,618.40	-743,512.04	14.9%
47250 LAW ENFORCEMENT GRANTS	-3,374	3,374	0	.00	.00	.0%
47590 OTHER FEDERAL THROUGH STATE	0	-182,187	-182,187	-103,392.14	-78,794.62	56.8%
47700 ASSET FORFEITURE FUNDS	0	-8,000	-8,000	-8,000.00	.00	100.0%
47990 OTHER DIRECT FEDERAL REVENUE	-68,813	1,714	-67,099	-42,199.14	-24,899.86	62.9%
48110 PRISONER BOARD	0	0	0	-22,578.88	22,578.88	100.0%
48130 CONTRIBUTIONS	-163,337	0	-163,337	-157,583.17	-5,753.83	96.5%
48610 DONATIONS	-33,170	-1,610	-34,780	-49,835.37	15,055.37	143.3%
49700 INSURANCE RECOVERY	0	-1,908	-1,908	-7,770.77	5,862.77	407.3%
49800 OPERATING TRANSFERS	-411,625	-171,839	-583,464	.00	-583,464.00	.0%
TOTAL COUNTY GENERAL	-59,147,972	-1,443,022	-60,590,994	-52,169,556.04	-8,421,438.16	86.1%

131 GENERAL ROADS

40110 CURRENT PROPERTY TAX	-3,648,000	0	-3,648,000	-3,597,343.45	-50,656.55	98.6%
40120 TRUSTEE'S COLLECTIONS - PYR	-108,000	0	-108,000	-104,276.13	-3,723.87	96.6%
40140 INTEREST & PENALTY	-25,000	0	-25,000	-21,347.24	-3,652.76	85.4%
40270 BUSINESS TAX	-50,000	0	-50,000	-52,784.73	2,784.73	105.6%
40280 MINERAL SEVERANCE TAX	-362,349	0	-362,349	-148,925.07	-213,423.93	41.1%
40320 BANK EXCISE TAX	-17,000	0	-17,000	-9,199.14	-7,800.86	54.1%
43380 VENDING MACHINE COLLECTIONS	-100	0	-100	-185.68	85.68	185.7%
44135 SALE OF GASOLINE	-50,000	0	-50,000	-45,795.71	-4,204.29	91.6%
44170 MISCELLANEOUS REFUNDS	-30,000	0	-30,000	-6,113.83	-23,886.17	20.4%
44530 SALE OF EQUIPMENT	0	0	0	-2,700.00	2,700.00	100.0%
46410 BRIDGE PROGRAM	-316,591	0	-316,591	-207,196.05	-109,394.95	65.4%
46420 STATE AID PROGRAM	-488,083	0	-488,083	-326,643.28	-161,439.72	66.9%
46920 GASOLINE & MOTOR FUEL TAX	-2,770,072	0	-2,770,072	-2,083,418.57	-686,653.43	75.2%
46930 PETROLEUM SPECIAL TAX	-108,233	0	-108,233	-93,258.47	-14,974.53	86.2%
48120 PAVING & MAINTENANCE	-100,000	0	-100,000	.00	-100,000.00	.0%
49700 INSURANCE RECOVERY	0	0	0	-4,952.36	4,952.36	100.0%
49800 OPERATING TRANSFERS	-368,400	0	-368,400	.00	-368,400.00	.0%
TOTAL GENERAL ROADS	-8,441,828	0	-8,441,828	-6,704,139.71	-1,737,688.29	79.4%

05/10/2013 10:20  
 mlopez

 MONTGOMERY COUNTY GOVERNMENT, TN  
 YEAR-TO-DATE BUDGET REPORT

 PG 4  
 glytdbud

FOR 2013 10

	ORIGINAL ESTIM REV	ESTIM REV ADJSTMTS	REVISED EST REV	ACTUAL YTD REVENUE	REMAINING REVENUE	PCT COLL
151 DEBT SERVICE						
40110 CURRENT PROPERTY TAX	-31,806,000	0	-31,806,000	-30,757,286.47	-1,048,713.53	96.7%
40120 TRUSTEE'S COLLECTIONS - PYR	-750,000	0	-750,000	-891,560.87	141,560.87	118.9%
40140 INTEREST & PENALTY	-200,000	0	-200,000	-182,518.90	-17,481.10	91.3%
40210 LOCAL OPTION SALES TAX	-3,000,000	0	-3,000,000	-2,640,561.25	-359,438.75	88.0%
40250 LITIGATION TAX - GENERAL	-250,000	0	-250,000	-257,246.23	7,246.23	102.9%
40266 LITIGATION TAX-JAIL/WH/CH	-300,000	0	-300,000	-280,768.29	-19,231.71	93.6%
40270 BUSINESS TAX	-75,000	0	-75,000	-52,784.73	-22,215.27	70.4%
40285 ADEQUATE FACILITIES TAX	-920,000	0	-920,000	-1,127,973.00	207,973.00	122.6%
40320 BANK EXCISE TAX	-40,000	0	-40,000	-78,652.66	38,652.66	196.6%
44110 INTEREST EARNED	-100,000	0	-100,000	-304,235.02	204,235.02	304.2%
44530 SALE OF EQUIPMENT	0	0	0	-15,000.00	15,000.00	100.0%
44540 SALE OF PROPERTY	0	0	0	-23,332.08	23,332.08	100.0%
44570 CONTRIBUTIONS & GIFTS	-785,000	0	-785,000	-785,714.29	714.29	100.1%
44990 OTHER LOCAL REVENUES	-499,339	0	-499,339	.00	-499,339.00	.0%
47715 TAX CREDIT BOND REBATE	-97,015	0	-97,015	-97,015.62	.62	100.0%
49400 PROCEEDS OF REFUNDING BONDS	0	0	0	-16,710,000.00	16,710,000.00	100.0%
49410 PREMIUM ON DEBT SOLD	0	0	0	-1,374,626.16	1,374,626.16	100.0%
49800 OPERATING TRANSFERS	-154,769	0	-154,769	-84,756.94	-70,012.06	54.8%
TOTAL DEBT SERVICE	-38,977,123	0	-38,977,123	-55,664,032.51	16,686,909.51	142.8%
171 CAPITAL PROJECTS						
40110 CURRENT PROPERTY TAX	-1,147,000	0	-1,147,000	-1,109,180.89	-37,819.11	96.7%
40120 TRUSTEE'S COLLECTIONS - PYR	-45,000	0	-45,000	-32,151.83	-12,848.17	71.4%
40140 INTEREST & PENALTY	-10,500	0	-10,500	-6,582.07	-3,917.93	62.7%
40320 BANK EXCISE TAX	-1,800	0	-1,800	-2,836.40	1,036.40	157.6%
44110 INTEREST EARNED	0	0	0	-4,403.12	4,403.12	100.0%
44530 SALE OF EQUIPMENT	0	0	0	-35,120.10	35,120.10	100.0%
46190 OTHER GENERAL GOVERNMENT GRAN	0	-500,000	-500,000	-125,980.00	-374,020.00	25.2%
47590 OTHER FEDERAL THROUGH STATE	0	-1,089,641	-1,089,641	-2,308.75	-1,087,332.25	.2%
48130 CONTRIBUTIONS	0	0	0	-421,842.53	421,842.53	100.0%
48610 DONATIONS	0	-16,300	-16,300	-16,300.00	.00	100.0%
49100 BOND PROCEEDS	-3,920,000	-10,099,000	-14,019,000	-11,330,000.00	-2,689,000.00	80.8%
49400 PROCEEDS OF REFUNDING BONDS	0	-17,941,000	-17,941,000	.00	-17,941,000.00	.0%
49410 PREMIUM ON DEBT SOLD	0	-2,447,452	-2,447,452	-1,072,824.89	-1,374,627.11	43.8%
49700 INSURANCE RECOVERY	0	0	0	-98,814.51	98,814.51	100.0%
49800 OPERATING TRANSFERS	-701,952	-55,150	-757,102	-86,000.00	-671,101.52	11.4%

05/10/2013 10:20  
 mlopez

MONTGOMERY COUNTY GOVERNMENT, TN  
 YEAR-TO-DATE BUDGET REPORT

PG 5  
 glytdbud

FOR 2013 10

	ORIGINAL ESTIM REV	ESTIM REV ADJSTMTS	REVISED EST REV	ACTUAL YTD REVENUE	REMAINING REVENUE	PCT COLL
TOTAL CAPITAL PROJECTS	-5,826,252	-32,148,543	-37,974,795	-14,344,345.09	-23,630,449.43	37.8%
266 WORKER'S COMPENSATION						
44110 INTEREST EARNED	0	0	0	-1,293.27	1,293.27	100.0%
44170 MISCELLANEOUS REFUNDS	0	0	0	-1,360.00	1,360.00	100.0%
TOTAL WORKER'S COMPENSATION	0	0	0	-2,653.27	2,653.27	100.0%
GRAND TOTAL	-112,393,175	-33,591,565	-145,984,740	-128,884,726.62	-17,100,013.10	88.3%

\*\* END OF REPORT - Generated by Mariel Lopez-Gonzalez \*\*

05/10/2013 10:25  
 mlopez

**MONTGOMERY COUNTY GOVERNMENT, TN**  
**YEAR-TO-DATE BUDGET REPORT**

 PG 1  
 glytdbud

FOR 2013 10

	ORIGINAL APPROP	TRANFRS/ ADJSTMTS	REVISED BUDGET	YTD EXPENDED	ENC/REQ	AVAILABLE BUDGET	PCT USED
101 COUNTY GENERAL							
51100 COUNTY COMMISSION	217,656	4,165	221,821	182,255.80	1,636.99	37,928.21	82.9%
51210 BOARD OF EQUALIZATION	2,688	0	2,688	.00	.00	2,688.00	.0%
51220 BEER BOARD	1,615	0	1,615	1,501.77	.00	113.23	93.0%
51240 OTHER BOARDS & COMMITTEES	3,121	0	3,121	1,722.53	.00	1,398.47	55.2%
51300 COUNTY MAYOR	434,482	4,313	438,795	355,004.99	2,013.20	81,776.70	81.4%
51310 HUMAN RESOURCES	321,882	959	322,841	210,656.98	1,815.04	110,368.98	65.8%
51400 COUNTY ATTORNEY	24,000	35,000	59,000	33,601.85	.00	25,398.15	57.0%
51500 ELECTION COMMISSION	661,810	22,984	684,794	521,592.74	5,349.07	157,852.19	76.9%
51600 REGISTER OF DEEDS	504,214	9,765	513,979	412,892.21	5,817.93	95,268.86	81.5%
51720 PLANNING	311,112	0	311,112	311,112.00	.00	.00	100.0%
51730 BUILDING	107,318	911	108,229	91,191.28	.00	17,037.72	84.3%
51750 CODES COMPLIANCE	622,142	26,899	649,041	502,705.78	1,866.78	144,468.44	77.7%
51760 GEOGRAPHICAL INFO SYSTEMS	164,005	22,716	186,721	78,246.65	12,897.50	95,576.85	48.8%
51800 COUNTY BUILDINGS	1,663,547	30,121	1,693,668	1,272,096.17	38,854.29	382,717.54	77.4%
51810 COURTS COMPLEX	1,109,347	58,351	1,167,698	841,046.15	50,392.50	276,259.35	76.3%
51900 OTHER GENERAL ADMINISTRATION	744,499	-64,813	679,686	487,324.11	.00	192,361.89	71.7%
51910 ARCHIVES	121,701	6,799	128,500	95,952.38	474.00	32,073.62	75.0%
52100 ACCOUNTS & BUDGETS	529,220	11,241	540,461	388,437.69	30,704.56	121,318.75	77.6%
52200 PURCHASING	279,623	6,938	286,561	226,000.70	2,001.92	58,558.38	79.6%
52300 PROPERTY ASSESSOR'S OFFICE	1,040,647	9,481	1,050,128	753,072.68	2,762.66	294,292.66	72.0%
52400 COUNTY TRUSTEES OFFICE	518,847	27,190	546,037	445,822.01	715.70	99,499.29	81.8%
52500 COUNTY CLERK'S OFFICE	1,878,165	165,346	2,043,511	1,415,420.02	119,181.85	508,909.13	75.1%
52600 INFORMATION SYSTEMS	1,316,688	135,750	1,452,438	983,782.61	177,056.45	291,598.65	79.9%
52900 OTHER FINANCE	50,550	0	50,550	18,616.73	.00	31,933.27	36.8%
53100 CIRCUIT COURT	2,043,537	92,154	2,135,691	1,567,295.17	17,373.50	551,022.33	74.2%
53300 GENERAL SESSIONS COURT	649,684	3,463	653,147	532,903.76	.00	120,243.24	81.6%
53330 DRUG COURT	50,000	0	50,000	39,377.21	4,380.60	6,242.19	87.9%
53400 CHANCERY COURT	489,198	20,733	509,931	403,094.48	4,947.34	101,889.18	80.0%
53500 JUVENILE COURT	966,060	15,640	981,700	652,948.33	17,858.98	310,892.69	68.3%
53520 JUVENILE COURT CLERK	469,405	-15,094	454,311	306,070.38	16,151.89	132,088.73	70.9%
53600 DISTRICT ATTORNEY GENERAL	116,756	26,804	143,560	135,512.70	4,695.60	3,351.70	97.7%
53610 OFFICE OF PUBLIC DEFENDER	7,725	0	7,725	6,090.33	.00	1,634.67	78.8%
53700 JUDICIAL COMMISSIONERS	266,134	6,872	273,006	186,047.16	700.00	86,258.84	68.4%
53900 OTHER ADMINISTRATION/ JUSTICE	89,726	422,776	512,502	348,906.22	.00	163,595.78	68.1%
53910 ADULT PROBATION SERVICES	878,565	23,492	902,057	555,938.64	36,901.63	309,216.73	65.7%
54110 SHERIFF'S DEPARTMENT	7,546,343	317,254	7,863,597	6,050,106.42	69,661.30	1,743,829.30	77.8%
54120 SPECIAL PATROLS	1,638,522	307,368	1,945,890	1,218,644.08	37,239.62	690,006.67	64.5%
54160 SEXUAL OFFENDER REGISTRY	13,340	900	14,240	7,968.31	721.38	5,550.31	61.0%
54210 JAIL	11,509,772	306,604	11,816,376	9,269,801.03	362,540.11	2,184,034.86	81.5%
54220 WORKHOUSE	1,682,299	27,748	1,710,047	1,319,183.96	99,567.52	291,295.52	83.0%

05/10/2013 10:25  
mlopez

MONTGOMERY COUNTY GOVERNMENT, TN  
YEAR-TO-DATE BUDGET REPORT

PG 2  
glytdbud

FOR 2013 10

	ORIGINAL APPROP	TRANFRS/ ADJUSTMTS	REVISED BUDGET	YTD EXPENDED	ENC/REQ	AVAILABLE BUDGET	PCT USED
54230 COMMUNITY CORRECTIONS	478,406	7,967	486,373	364,464.81	7,178.41	114,729.78	76.4%
54240 JUVENILE SERVICES	134,097	75,017	209,114	152,175.00	2,443.00	54,496.00	73.9%
54310 FIRE PREVENTION & CONTROL	220,948	0	220,948	121,337.88	9,586.95	90,023.17	59.3%
54410 EMERGENCY MANAGEMENT	406,834	2,866	409,700	267,425.16	739.13	141,535.71	65.5%
54490 OTHER EMERGENCY MANAGEMENT	431,912	373,768	805,680	292,548.13	26,844.46	486,287.85	39.6%
54610 COUNTY CORONER / MED EXAMINER	215,500	0	215,500	166,300.00	2,440.00	46,760.00	78.3%
55110 HEALTH DEPARTMENT	195,865	1,484	197,349	167,582.17	2,066.88	27,699.95	86.0%
55120 RABIES & ANIMAL CONTROL	553,645	81,595	635,240	512,136.42	10,007.53	113,096.05	82.2%
55130 AMBULANCE SERVICE	8,148,101	249,807	8,397,908	6,202,302.31	176,208.53	2,019,397.16	76.0%
55190 OTHER LOCAL HLTH SRVCS (WIC)	2,238,600	168,600	2,407,200	1,585,833.22	75.00	821,291.78	65.9%
55310 REGIONAL MENTAL HEALTH CENTER	7,000	0	7,000	7,000.00	.00	.00	100.0%
55390 APPROPRIATION TO STATE	183,912	27,540	211,452	143,226.00	.00	68,226.00	67.7%
55590 OTHER LOCAL WELFARE SERVICES	32,825	0	32,825	34,066.13	150.00	-1,391.13	104.2%
55900 OTHER PUBLIC HEALTH & WELFARE	15,000	0	15,000	10,600.00	.00	4,400.00	70.7%
56500 LIBRARIES	1,630,891	102,071	1,732,962	1,732,962.00	.00	.00	100.0%
56700 PARKS & FAIR BOARDS	437,822	8,071	445,893	307,995.74	4,512.88	133,384.38	70.1%
56900 OTHER SOCIAL, CULTURAL & REC	9,688	0	9,688	7,434.35	.00	2,253.65	76.7%
57100 AGRICULTURAL EXTENSION SERVIC	340,977	9,000	349,977	225,592.45	800.21	123,584.34	64.7%
57300 FOREST SERVICE	2,000	0	2,000	2,000.00	.00	.00	100.0%
57500 SOIL CONSERVATION	32,591	0	32,591	26,307.10	.00	6,283.90	80.7%
58110 TOURISM	1,504,000	0	1,504,000	864,367.79	.00	639,632.21	57.5%
58120 INDUSTRIAL DEVELOPMENT	600,404	0	600,404	600,404.00	.00	.00	100.0%
58220 AIRPORT	200,919	0	200,919	167,432.50	.00	33,486.50	83.3%
58300 VETERAN'S SERVICES	357,318	40,173	397,491	310,748.31	368.60	86,374.37	78.3%
58400 OTHER CHARGES	1,246,178	0	1,246,178	1,140,058.74	.00	106,119.26	91.5%
58500 CONTRIBUTION TO OTHER AGENCIE	180,500	0	180,500	163,301.73	.00	17,198.27	90.5%
58600 EMPLOYEE BENEFITS	493,896	0	493,896	321,168.41	.00	172,727.59	65.0%
58900 MISC-CONT RESERVE	18,400	0	18,400	8,282.40	4,413.85	5,703.75	69.0%
64000 LITTER & TRASH COLLECTION	102,410	22,032	124,442	82,792.19	.00	41,649.81	66.5%
TOTAL COUNTY GENERAL	61,466,584	3,240,822	64,707,406	48,217,788.95	1,374,115.34	15,115,501.42	76.6%

131 GENERAL ROADS

00000 NON-DEDICATED ACCOUNT	0	66,000	66,000	66,000.00	.00	.00	100.0%
61000 ADMINISTRATION	393,342	8,036	401,378	327,832.95	1,109.91	72,435.14	82.0%
62000 HIGHWAY & BRIDGE MAINTENANCE	4,365,767	68,946	4,434,713	2,713,015.60	127,204.67	1,594,492.73	64.0%
63100 OPERATION & MAINT OF EQUIPMEN	1,260,916	10,859	1,271,775	932,545.61	36,580.23	302,649.49	76.2%
63600 TRAFFIC CONTROL	473,719	6,039	479,758	236,229.85	39,063.57	204,464.58	57.4%
65000 OTHER CHARGES	404,679	0	404,679	359,664.38	3,606.00	41,408.62	89.8%
66000 EMPLOYEE BENEFITS	60,000	0	60,000	31,990.40	.00	28,009.60	53.3%
68000 CAPITAL OUTLAY	1,614,426	23,424	1,637,850	597,348.85	64,701.83	975,799.62	40.4%

05/10/2013 10:25  
mlopez

MONTGOMERY COUNTY GOVERNMENT, TN  
YEAR-TO-DATE BUDGET REPORT

PG 3  
glytdbud

FOR 2013 10

	ORIGINAL APPROP	TRANFRS/ ADJSTMTS	REVISED BUDGET	YTD EXPENDED	ENC/REQ	AVAILABLE BUDGET	PCT USED
82220 HIGHWAYS & STREETS	7,000	0	7,000	.00	.00	7,000.00	.0%
TOTAL GENERAL ROADS	8,579,849	183,305	8,763,154	5,264,627.64	272,266.21	3,226,259.78	63.2%
151 DEBT SERVICE							
00000 NON-DEDICATED ACCOUNT	701,952	0	701,952	.00	.00	701,952.00	.0%
82110 PRINCIPAL-GENERAL GOVERNMENT	5,538,359	0	5,538,359	933,757.09	.00	4,604,601.91	16.9%
82130 PRINCIPAL-EDUCATION	15,050,255	0	15,050,255	6,137,297.71	.00	8,912,957.29	40.8%
82210 INTEREST-GENERAL GOVERNMENT	4,229,607	0	4,229,607	3,061,313.23	.00	1,168,293.77	72.4%
82230 INTEREST-EDUCATION	10,450,090	0	10,450,090	9,470,888.31	.00	979,201.69	90.6%
82310 OTHER DEBT SERV-COUNTY GOVT	236,500	0	236,500	281,660.71	.00	-45,160.71	119.1%
82330 OTHER DEBT SERV.-EDUCATION	627,738	0	627,738	546,182.54	.00	81,555.46	87.0%
99130 DISCOUNTS ON DEBT ISSUED	0	0	0	143,626.16	.00	-143,626.16	100.0%
99300 PYMTS-REFUND BOND ESCROW AGEN	0	0	0	17,941,000.00	.00	-17,941,000.00	100.0%
TOTAL DEBT SERVICE	36,834,501	0	36,834,501	38,515,725.75	.00	-1,681,224.75	104.6%
171 CAPITAL PROJECTS							
00000 NON-DEDICATED ACCOUNT	30,000	18,182,011	18,212,011	23,097.06	.00	18,188,913.94	.1%
91110 GENERAL ADMINISTRATION PROJEC	723,204	5,194,053	5,917,257	507,617.68	117,899.50	5,291,740.17	10.6%
91120 ADMIN OF JUSTICE PROJECTS	0	23,844	23,844	.00	.00	23,844.00	.0%
91130 PUBLIC SAFETY PROJECTS	823,683	182,950	1,006,633	803,983.35	79,272.65	123,376.90	87.7%
91140 PUBLIC HEALTH /WELFARE PROJEC	842,628	1,215,409	2,058,037	1,657,695.36	518,090.57	-117,749.37	105.7%
91150 SOCIAL/CULTURAL/REC PROJECTS	3,303,400	2,420,799	5,724,199	1,243,436.72	305,612.26	4,175,149.72	27.1%
91190 OTHER GENERAL GOVT PROJECTS	85,348	1,634,579	1,719,927	543,109.46	399,058.58	777,758.52	54.8%
91200 HIGHWAY & STREET CAP PROJECTS	0	198,699	198,699	2,529.69	196,169.31	.00	100.0%
91300 EDUCATION CAPITAL PROJECTS	0	0	0	18,012,362.00	.00	-18,012,362.00	100.0%
99130 DISCOUNTS ON DEBT ISSUED	0	0	0	97,383.86	.00	-97,383.86	100.0%
TOTAL CAPITAL PROJECTS	5,808,263	29,052,343	34,860,606	22,891,215.18	1,616,102.87	10,353,288.02	70.3%
266 WORKER'S COMPENSATION							
51500 ELECTION COMMISSION	0	0	0	311.09	.00	-311.09	100.0%
51810 COURTS COMPLEX	0	0	0	22,377.08	.00	-22,377.08	100.0%
51920 RISK MANAGEMENT	485,627	3,227	488,854	157,080.37	14,368.43	317,405.20	35.1%



05/10/2013 10:25  
 mlopez

MONTGOMERY COUNTY GOVERNMENT, TN  
 YEAR-TO-DATE BUDGET REPORT

PG 4  
 glytdbud

FOR 2013 10

	ORIGINAL APPROP	TRANFRS/ ADJSTMTS	REVISED BUDGET	YTD EXPENDED	ENC/REQ	AVAILABLE BUDGET	PCT USED
54110 SHERIFF'S DEPARTMENT	0	0	0	34,496.88	.00	-34,496.88	100.0%
54210 JAIL	0	0	0	27,776.31	.00	-27,776.31	100.0%
54220 WORKHOUSE	0	0	0	176.29	.00	-176.29	100.0%
54410 EMERGENCY MANAGEMENT	0	0	0	682.14	.00	-682.14	100.0%
55120 RABIES & ANIMAL CONTROL	0	0	0	811.81	.00	-811.81	100.0%
55130 AMBULANCE SERVICE	0	0	0	55,258.24	.00	-55,258.24	100.0%
55190 OTHER LOCAL HLTH SRVCS (WIC)	0	0	0	1,635.57	.00	-1,635.57	100.0%
55731 WASTE PICKUP	0	0	0	2,270.90	.00	-2,270.90	100.0%
55732 CONVENIENCE CENTERS	0	0	0	475.46	.00	-475.46	100.0%
55754 LANDFILL OPERATION/MAINTENANC	0	0	0	4,627.22	.00	-4,627.22	100.0%
56500 LIBRARIES	0	0	0	315.36	.00	-315.36	100.0%
56700 PARKS & FAIR BOARDS	0	0	0	40.00	.00	-40.00	100.0%
62000 HIGHWAY & BRIDGE MAINTENANCE	0	0	0	7,009.98	.00	-7,009.98	100.0%
TOTAL WORKER'S COMPENSATION	485,627	3,227	488,854	315,344.70	14,368.43	159,140.87	67.4%
GRAND TOTAL	113,174,824	32,479,696	145,654,520	115,204,702.22	3,276,852.85	27,172,965.34	81.3%

\*\* END OF REPORT - Generated by Mariel Lopez-Gonzalez \*\*

<b>COMPARISON OF HOTEL OCCUPANCY TAX COLLECTIONS</b>											
<b>MONTH</b>	<b>1999</b>	<b>2000</b>	<b>2001</b>	<b>2002</b>	<b>2003</b>	<b>2004</b>	<b>2005</b>	<b>2006</b>	<b>2007</b>	<b>2008</b>	
JANUARY	\$ 27,098.84	\$ 30,533.18	\$ 48,458.76	\$50,828.98	\$ 65,230.13	\$ 72,800.02	\$ 78,874.92	\$ 63,103.00	\$ 73,675.57	\$ 80,603.04	
FEBRUARY	\$ 29,909.16	\$ 30,389.03	\$ 47,751.41	\$53,770.38	\$ 68,380.09	\$ 91,527.44	\$ 67,626.09	\$ 63,689.44	\$ 71,126.97	\$ 78,321.88	
MARCH	\$ 31,464.65	\$ 32,987.23	\$ 56,924.49	\$54,806.34	\$ 93,121.20	\$ 103,994.62	\$ 70,053.21	\$ 65,063.08	\$ 78,796.55	\$ 83,799.10	
APRIL	\$ 36,921.57	\$ 39,278.27	\$ 64,682.11	\$75,899.40	\$ 94,829.04	\$ 92,468.13	\$ 102,342.68	\$ 99,137.03	\$ 112,761.36	\$ 122,941.33	
MAY	\$ 45,431.12	\$ 40,659.75	\$ 67,111.76	\$71,882.71	\$ 91,093.92	\$ 96,224.80	\$ 90,741.56	\$ 85,506.62	\$ 103,205.69	\$ 90,117.49	
JUNE	\$ 41,300.90	\$ 40,705.58	\$ 67,033.52	\$78,332.61	\$ 84,186.25	\$ 91,007.71	\$ 100,085.45	\$ 89,668.92	\$ 135,081.86	\$ 106,604.47	
JULY	\$ 43,822.68	\$ 43,848.22	\$ 71,259.56	\$88,829.01	\$ 88,224.67	\$ 90,974.37	\$ 110,606.98	\$ 94,808.25	\$ 136,085.79	\$ 95,500.92	
AUGUST	\$ 51,914.05	\$ 82,607.67	\$ 80,724.48	\$103,831.95	\$ 111,787.39	\$ 114,839.93	\$ 126,860.91	\$ 99,007.81	\$ 128,691.23	\$ 106,602.50	
SEPTEMBER	\$ 45,085.51	\$ 77,573.12	\$ 75,928.35	\$71,760.72	\$ 89,163.84	\$ 88,227.22	\$ 103,528.65	\$ 93,998.21	\$ 122,277.00	\$ 94,452.48	
OCTOBER	\$ 62,586.96	\$ 78,223.81	\$ 64,421.97	\$67,912.08	\$ 71,058.32	\$ 85,219.87	\$ 103,329.13	\$ 120,964.50	\$ 115,299.73	\$ 83,620.66	
NOVEMBER	\$ 42,478.02	\$ 67,894.53	\$ 70,109.29	\$68,664.15	\$ 77,700.65	\$ 90,975.56	\$ 93,726.35	\$ 95,136.90	\$ 132,492.92	\$ 100,329.52	
DECEMBER	\$ 37,644.94	\$ 54,665.88	\$ 64,491.24	\$65,970.79	\$ 71,088.08	\$ 87,086.86	\$ 88,085.13	\$ 93,788.01	\$ 89,362.16	\$ 116,462.45	
<b>YEARLY TOTAL</b>	\$ 495,658.40	\$ 619,366.27	\$ 778,896.94	\$852,489.12	\$ 1,005,863.58	\$1,105,346.53	\$1,135,861.06	\$ 1,063,871.77	\$ 1,298,856.83	\$ 1,159,355.84	
	<b>2009</b>	<b>2010</b>	<b>2011</b>	<b>2012</b>	<b>2013</b>	<b>2014</b>	<b>2015</b>	<b>2016</b>	<b>2017</b>	<b>2018</b>	
JANUARY	\$ 87,058.36	\$ 98,797.30	\$ 93,568.93	\$ 122,959.56	\$ 101,963.52						
FEBRUARY	\$ 103,484.37	\$ 122,425.01	\$ 98,617.91	\$ 130,592.70	\$ 84,950.58						
MARCH	\$ 106,133.80	\$ 97,223.36	\$ 123,655.30	\$ 130,540.42	\$ 89,897.89						
APRIL	\$ 131,183.50	\$ 147,129.46	\$ 141,216.66	\$ 166,930.70							
MAY	\$ 124,347.50	\$ 140,099.75	\$ 148,155.80	\$ 145,100.30							
JUNE	\$ 128,926.73	\$ 156,904.04	\$ 165,434.81	\$ 156,556.28							
JULY	\$ 138,948.38	\$ 155,002.42	\$ 166,721.40	\$ 142,543.24							
AUGUST	\$ 138,546.34	\$ 159,398.89	\$ 189,029.54	\$ 144,944.86							
SEPTEMBER	\$ 110,943.01	\$ 139,077.22	\$ 183,172.65	\$ 137,762.39							
OCTOBER	\$ 103,998.14	\$ 106,852.14	\$ 150,626.03	\$ 136,406.87							
NOVEMBER	\$ 117,095.86	\$ 111,906.42	\$ 169,407.63	\$ 139,934.80							
DECEMBER	\$ 107,900.37	\$ 110,667.80	\$ 151,081.34	\$ 112,969.35							
<b>YEARLY TOTAL</b>	\$ 1,398,566.36										

Brenda E. Radford, Montgomery County Trustee  
4/12/2013

	A	B	C	D	TRUSTEE CURRENT YEAR TAX COLLECTION COMPARISON REPORT 1997/2020 PAGE 2				J	K	L	M	
1	MONTH/YEAR/TYPE	2009 REAL/PP*	2009 PU*	2010 REAL/PP	2010 PU	2011 REAL/PP	2011 PU	2012 REAL/PP	2012 PU	2013 REAL/PP	2013 PU	2014 REAL/PP	2014 PU
2	TAX AGGREGATE	\$ 85,582,737.00	\$ 2,144,663.00	\$85,609,822.00	\$ 2,200,393.00	\$ 95,675,228.00	\$ 2,409,430.00	\$ 100,803,506.00	\$ 2,395,766.00				
3	September	\$ 268,032.44		\$ 340,060.85		\$ 443,903.87		\$ 373,989.98					
4	October .08 CITY CHG DELQ DATE	\$ 1,515,896.20		\$ 2,281,911.58		\$ 3,030,648.43		\$ 928,144.02					
5	November	\$ 3,346,449.55		\$ 3,055,116.25		\$ 2,600,508.13		\$ 4,948,175.21					
6	December .07-Recession Began	\$ 36,522,841.91		\$ 38,106,329.22		\$ 43,276,367.08		\$ 44,763,151.68					
7	COLLECTION AMT.	\$ 41,653,220.10	\$ -	\$ 43,783,417.90	\$ -	\$ 49,351,427.51	\$ -	\$ 51,013,460.89	\$ -	\$ -	\$ -	\$ -	\$ -
8	COLLECTION %	48.67%	-	51.73% Assessor adj.		51.54% Assessor adj.		pending	pending				
9	January	\$ 3,437,138.31	\$ 42,484.00	\$ 3,397,043.35	\$ 670,441.00	\$ 5,125,759.65	\$ 26,985.00	\$ 5,977,809.01					
10	February	\$ 31,060,443.79	\$ 2,028,495.00	\$ 31,498,224.47	\$ 1,482,770.00	\$ 33,551,496.81	\$ 2,218,939.00	\$ 30,717,601.53	\$ 2,297,137.00				
11	COLLECTION AMT.	\$ 76,150,802.20	\$ 2,070,979.00	\$ 78,678,685.72	\$ 2,153,211.00	\$ 88,028,683.97	\$ 2,245,924.00	\$ 87,708,871.43	\$ 2,297,137.00	\$ -	\$ -	\$ -	\$ -
12	COLLECTION %	88.98%	96.57%	92.11% Assessor adj.	97.86%	91.97%	85.73%	pending	pending				
13	March	\$ 1,867,893.86	\$ 54,230.37	\$ 1,496,127.39	\$ 19,391.42	\$ 1,702,256.06	\$ 121,564.79	\$ 4,837,938.02	\$ 71,601.00				
14	April	\$ 657,885.02	\$ 2,035.63	\$ 487,787.51	\$ 3,090.58	\$ 724,135.38	\$ 7,565.84						
15	May	\$ 880,575.87		\$ 929,178.09		\$ 810,458.67	\$ 16,054.37						
16	June	\$ 563,371.65		\$ 481,954.87		\$ 401,756.53	\$ 10,796.00						
17	July	\$ 311,831.36		\$ 378,158.82	\$ 18,366.00	\$ 376,764.66							
18	August	\$ 351,433.01		\$ 447,314.17		\$ 455,245.02	\$ 185.00						
19	COLLECTION AMT.	\$ 80,783,792.97	\$ 1,127,245.00	\$ 82,899,206.57	\$ 2,194,059.00	\$ 92,499,300.29	\$ 2,402,090.00	\$ 92,546,809.45	\$ 2,368,738.00	\$ -	\$ -	\$ -	\$ -
20	COLLECTION %	96.18% Assessor adj.	99.1878%	97.26%Assessor adj.	99.54%Assessor adj.	96.88%Assessor adj.	99.70%	%	%	%	%	%	%
21													
22	MONTH/YEAR/TYPE	2015 REAL/PP	2015 PU	2016 REAL/PP	2016 PU	2017 REAL/PP	2017 PU	2018 REAL/PP	2018 PU	2019 REAL/PP	2019 PU	2020 REAL/PP	2020 PU
23	TAX AGGREGATE												
24	September												
25	October .08 CITY CHG DELQ DATE												
26	November												
27	December .07-Recession Began												
28	COLLECTION AMT.	\$ -	\$ -	\$ -	\$ -	\$ -	\$ -	\$ -	\$ -	\$ -	\$ -	\$ -	\$ -
29	COLLECTION %												
30	January												
31	February												
32	COLLECTION AMT.	\$ -	\$ -	\$ -	\$ -	\$ -	\$ -	\$ -	\$ -	\$ -	\$ -	\$ -	\$ -
33	COLLECTION %												
34	March												
35	April												
36	May												
37	June												
38	July												
39	August												
40	COLLECTION AMT.	\$ -	\$ -	\$ -	\$ -	\$ -	\$ -	\$ -	\$ -	\$ -	\$ -	\$ -	\$ -
41	COLLECTION %	%	%	%	%	%	%	%	%	%	%	%	%
42	Respectfully submitted: Brenda E. Radford, Montgomery County Trustee Date: April 12, 2013					ATTN: The Total Collection Amount and Total % is not amended or updated after August of the respective year.					*= Re-Appraisal Year		
43	The Tax Aggregate is the beginning Tax Year Tax Aggregate. Unless otherwise noted, the Tax Aggregate number does not reflect any changes to the Tax Aggregate due to Assessor's Office or TN. Div. of Property Assessments for Assessment Appeals, Decreases, Increases, Rollbacks, Back Assessments/Re-Assessments, Prorations and Splits												
44	and Personal Property Audits.												

# **Clarksville/Montgomery County Sales Tax Distribution Monthly Comparison Report**

<b>FY 2007-2008 Totals</b>	\$	11,068,305.39	\$	31,260,284.87	\$	2,902,417.86	\$	45,231,008.12
<b>FY 2008-2009 Totals</b>	\$	11,282,434.89	\$	31,923,859.91	\$	2,964,819.92	\$	46,171,114.72
<b>FY 2009-2010 Totals</b>	\$	11,762,260.45	\$	33,293,704.75	\$	3,092,203.01	\$	48,148,168.21
<b>FY 2010-2011 Totals</b>	\$	12,160,832.28	\$	34,564,521.72	\$	3,212,146.92	\$	49,937,500.92
<b>FY 2011-2012 Totals</b>	\$	14,489,406.12	\$	40,622,715.82	\$	3,767,656.08	\$	58,879,778.02
<b>FY 2012-2013 by Mont City of Clarksville</b>			<b>School Operations</b>		<b>School Debt Service</b>		<b>Total Monthly Sales Tax</b>	
July	\$	1,221,240.29	\$	3,429,892.92	\$	318,195.47	\$	4,969,328.68
August	\$	1,163,089.88	\$	3,301,170.45	\$	306,721.78	\$	4,770,982.11
September	\$	1,092,150.69	\$	3,080,699.36	\$	285,981.06	\$	4,458,831.11
October	\$	1,128,760.94	\$	3,190,114.21	\$	296,220.83	\$	4,615,095.98
November	\$	1,135,580.49	\$	3,201,711.71	\$	297,194.52	\$	4,634,486.72
December	\$	1,062,108.36	\$	2,991,219.18	\$	277,610.82	\$	4,330,938.36
January	\$	1,124,210.16	\$	3,158,353.28	\$	293,017.54	\$	4,575,580.98
February	\$	1,385,458.64	\$	3,879,588.41	\$	359,758.43	\$	5,624,805.48
March	\$	950,464.55	\$	2,685,987.67	\$	249,406.71	\$	3,885,858.93
April	\$	1,052,361.41	\$	2,959,877.81	\$	274,649.56	\$	4,286,888.78
May						\$		-
June						\$		-
<b>TOTALS</b>						\$		46,152,797.13

Respectfully submitted: Brenda E. Radford, Montgomery County Trustee, April 9, 2013

CLARKSVILLE-MONTGOMERY COUNTY										
SALES TAX COLLECTIONS COMPARISON REPORT										
	2007-2008	2008-2009	2009-2010	2010-2011	2011-2012	2012-2013	2013-2014	2014-2015	2015-2016	2016-2017
July	\$ 3,851,625.57	\$ 3,807,908.75	\$ 3,944,322.43	\$ 3,973,449.15	\$ 4,368,524.95	\$ 4,969,328.68				
August	\$ 4,048,062.83	\$ 3,969,101.90	\$ 4,155,944.24	\$ 4,485,348.58	\$ 4,365,279.31	\$ 4,770,982.11				
September	\$ 3,697,338.74	\$ 3,591,425.40	\$ 3,765,577.37	\$ 4,044,918.09	\$ 4,687,426.40	\$ 4,458,831.11				
October (August Coll.	\$ 3,813,108.63	\$ 3,666,073.38	\$ 3,836,157.44	\$ 3,971,998.55	\$ 5,337,736.53	\$ 4,615,095.98				
November	\$ 3,900,630.43	\$ 3,614,756.11	\$ 3,824,985.82	\$ 3,943,598.18	\$ 5,120,107.11	\$ 4,634,486.72				
December	\$ 3,476,063.68	\$ 3,479,758.37	\$ 3,746,233.68	\$ 3,865,625.08	\$ 4,668,853.03	\$ 4,330,938.36				
January	\$ 3,782,928.31	\$ 3,911,901.46	\$ 3,918,328.61	\$ 3,978,924.86	\$ 4,936,179.84	\$ 4,575,580.98				
February	\$ 4,792,942.94	\$ 4,984,794.05	\$ 5,220,113.70	\$ 5,316,606.81	\$ 6,261,020.97	\$ 5,624,805.48				
March	\$ 3,158,680.40	\$ 3,529,385.22	\$ 3,579,055.71	\$ 3,519,094.43	\$ 4,247,079.33	\$ 3,885,858.93				
April	\$ 3,351,393.11	\$ 3,738,282.75	\$ 3,801,787.78	\$ 3,944,756.92	\$ 4,803,176.86	\$ 4,751,487.50				
May	\$ 3,814,407.26	\$ 4,044,427.55	\$ 4,305,544.93	\$ 4,527,749.91	\$ 5,310,119.72					
June	\$ 3,543,826.22	\$ 3,833,299.78	\$ 4,050,116.50	\$ 4,365,430.36	\$ 4,774,273.97					
TOTAL	\$ 45,231,008.12	\$ 46,171,114.72	\$ 48,148,168.21	\$ 49,937,500.92	\$ 58,879,778.02	\$ 46,617,395.85	\$ -	\$ -	\$ -	\$ -
Increase/Decrease		\$940,106.60	\$ 1,977,053.49	\$ 1,789,332.71	\$ 8,942,277.10			\$ -	\$ -	\$ -
MONTH	2017-2018	2018-2019	2019-2020	2020-2021	2021-2022	2022-2023	2023-2024	2024-2025	2025-2026	2026-2027
July										
August										
September										
October										
November										
December										
January										
February										
March										
April										
May										
June										
Total	\$ -	\$ -	\$ -	\$ -	\$ -	\$ -	\$ -	\$ -	\$ -	\$ -
Increase/Decrease	\$ -	\$ -	\$ -	\$ -	\$ -	\$ -	\$ -	\$ -	\$ -	\$ -
Brenda E. Radford, Montgomery County Trustee, May 10, 2013						Events that mark Notable Change in Clarksville/Montgomery County Sales Tax Revenue				
				FISCAL YEAR	EVENT					
				2007-2008	Presidential Election/Housing Crisis/Banking/Stock Market/Interest					
				2007-2008	Operation Enduring Freedom					
				9/2008 \$200 Bill. Federal Bailout of Fannie & Freddie, Lehman Chap.11, Merrill bought by Bo						

Dec., 2007-The Worst Recession since the Great Depression began

June, 2009-Official Ending of the Worst Recession since the Great Depression

October, 2010-"This is the Slowest and Feeblest Recovery in the U.S.A.'s History,"~Steve Forbes

First Quarter, 2011-4/4&13/11 WSJ called the US Economy "The Incredible Shrinking Recovery"-The US Economy appears to have grown by little more than 1.5% in the 1st Qtr., well below the 4% annualized most expected back in January.

It is no coincidence that bank earnings have been retreating as well. Inflation/Stagflation, in the 3 months ending Feb., 2011, was running at an annualized rate of 5.6% and does not come close to compensating Investors with their current low interest rat

WSJ-"Great Symbolic Blow" 8/5/11-America Gets Downgraded from AAA+ to AA+ by Standard & Poors-now 18 countries in the world have a better credit rating than the U.S.A.

Jan. 2013-THE NEW YORK TIMES Matthew Bishop "The latest green shoots of recovery in the Unites States already show signs of turning brown." Paul Krugman "Without a radical change in economic policy in both the Unites States and Europe, the likiest outcome is a prolonged depression, perhaps not as "great" as in the 1930's but with clear similarities, above all in the immense human cost of needlessly high unemployment."

Jan. 14, 2013 Hemlock Semiconductor LLC delays the start up of the Clarksville facility.

For Calendar Year 2013-Economists are predicting a 1.4% GDP

**MONTGOMERY COUNTY TRUSTEE'S OFFICE  
COMPARISON OF INTEREST REVENUE '98-'99 THROUGH FY '2012-2013  
(FISCAL YEAR)**

	<u>1998-1999</u>	<u>1999-2000</u>	<u>2000-2001</u>	<u>2001-2002</u>	<u>2002-2003</u>	<u>2003-2004</u>	<u>2004-2005</u>	<u>2005-2006</u>	<u>2006-2007</u>	<u>2007-2008</u>	<u>2008-2009</u>	<u>2009-2010</u>	<u>2010-2011</u>	<u>2011-2012</u>	<u>2012-2013</u>	<u>2012-2013 Analysis</u>
<u>MONTH</u>	<u>INTEREST</u>	<u>INTEREST</u>	<u>INTEREST</u>	<u>INTEREST</u>	<u>INTEREST</u>	<u>INTEREST</u>	<u>INTEREST</u>	<u>INTEREST</u>	<u>INTEREST</u>	<u>INTEREST</u>	<u>INTEREST</u>	<u>INTEREST</u>	<u>INTEREST</u>	<u>INTEREST</u>	<u>INTEREST</u>	<u>BofA at No Cost</u>
	<u>INCOME</u>	<u>INCOME</u>	<u>INCOME</u>	<u>INCOME</u>	<u>INCOME</u>	<u>INCOME</u>	<u>INCOME</u>	<u>INCOME</u>	<u>INCOME</u>	<u>INCOME</u>	<u>INCOME</u>	<u>INCOME</u>	<u>INCOME</u>	<u>INCOME</u>	<u>INCOME</u>	<u>as of 11/2010</u>
2010-11 Analysis Fees																\$ 136,208.00
2011-12 Analysis Fees																\$ 220,625.00
JULY	\$ 40,033	\$ 222,048	\$ 368,153	\$ 358,010	\$ 305,241	\$ 140,172	\$ 196,148	\$ 243,781	\$ 461,664	\$ 701,263	\$ 204,842	\$ 402,430	\$ 179,110	\$ 85,098	\$ 75,834	\$ 15,289.87
AUGUST	\$ 40,822	\$ 211,585	\$ 368,502	\$ 268,257	\$ 185,752	\$ 107,641	\$ 93,230	\$ 301,039	\$ 600,830	\$ 538,999	\$ 280,814	\$ 156,701	\$ 67,465	\$ 110,175	\$ 71,950	\$ 14,390.69
SEPTEMBER	\$ 65,717	\$ 194,698	\$ 341,505	\$ 203,868	\$ 138,845	\$ 59,195	\$ 106,736	\$ 203,468	\$ 542,020	\$ 529,345	\$ 257,569	\$ 189,905	\$ 51,063	\$ 94,792	\$ 65,711	\$ 15,820.39
OCTOBER	\$ 122,362	\$ 207,185	\$ 319,198	\$ 180,655	\$ 173,661	\$ 133,180	\$ 123,864	\$ 207,921	\$ 485,326	\$ 625,174	\$ 118,181	\$ 127,857	\$ 48,807	\$ 94,961	\$ 65,789	\$ 16,324.25
NOVEMBER	\$ 114,629	\$ 206,728	\$ 304,467	\$ 148,154	\$ 94,722	\$ 58,053	\$ 114,740	\$ 118,025	\$ 507,537	\$ 492,260	\$ 243,792	\$ 124,760	\$ 43,726	\$ 82,628	\$ 63,705	\$ 18,083.15
DECEMBER	\$ 141,718	\$ 215,380	\$ 352,620	\$ 151,224	\$ 127,891	\$ 54,809	\$ 97,449	\$ 228,291	\$ 532,571	\$ 567,031	\$ 212,432	\$ 134,619	\$ 54,279	\$ 79,449	\$ 64,159	\$ 18,938.07
JANUARY	\$ 105,533	\$ 277,836	\$ 429,180	\$ 360,919	\$ 137,991	\$ 141,015	\$ 203,330	\$ 414,156	\$ 705,765	\$ 579,396	\$ 533,192	\$ 102,634	\$ 62,268	\$ 80,597	\$ 76,106	\$ 16,246.49
FEBRUARY	\$ 180,527	\$ 277,874	\$ 394,256	\$ 220,144	\$ 93,944	\$ 74,022	\$ 196,302	\$ 394,371	\$ 650,538	\$ 449,692	\$ 181,507	\$ 87,911	\$ 58,427	\$ 80,290	\$ 60,284	\$ 17,743.95
MARCH	\$ 262,670	\$ 370,384	\$ 460,810	\$ 291,406	\$ 158,360	\$ 116,316	\$ 243,867	\$ 501,128	\$ 763,033	\$ 452,570	\$ 206,758	\$ 83,012	\$ 71,222	\$ 87,852	\$ 77,277	\$ 25,564.75
APRIL	\$ 246,601	\$ 405,659	\$ 447,843	\$ 267,017	\$ 180,658	\$ 155,899	\$ 213,642	\$ 419,951	\$ 922,921	\$ 460,851	\$ 216,154	\$ 92,587	\$ 80,533	\$ 67,540		
MAY	\$ 238,094	\$ 355,427	\$ 317,008	\$ 257,924	\$ 141,091	\$ 89,309	\$ 252,783	\$ 382,552	\$ 634,846	\$ 293,126	\$ 180,372	\$ 90,456	\$ 104,171	\$ 68,775		
JUNE	\$ 227,644	\$ 409,046	\$ 257,320	\$ 179,613	\$ 83,981	\$ 62,705	\$ 157,522	\$ 541,132	\$ 623,166	\$ 332,376	\$ 217,904	\$ 84,046	\$ 82,991	\$ 74,605		
<b>TOTAL</b>	<b>\$1,786,350</b>	<b>\$ 3,353,850</b>	<b>\$ 4,360,862</b>	<b>\$2,887,192</b>	<b>\$ 1,822,137</b>	<b>\$ 1,192,317</b>	<b>\$1,999,613</b>	<b>\$3,955,815</b>	<b>\$ 7,430,214</b>	<b>\$ 6,022,083</b>	<b>\$ 2,853,517</b>	<b>\$ 1,676,919</b>	<b>\$ 904,062</b>	<b>\$ 1,006,760</b>	<b>\$ 620,816</b>	<b>\$ 158,402</b>

Amended July, 06

Amended Nov.06-Aug.07

Brenda E. Radford, Montgomery County Trustee

4/19/2013

11/1/2010 BofA New Banking Services Agreement Began. 101-11131 Interest earned is used to offset Analysis Fees. 101-11315 now BofA interest bearing account.

**INVESTMENTS--MARCH 2013 INTEREST REPORT**[illegible]

**Clarksville/Montgomery County Sales Tax Distribution Monthly Comparison Report**

<b>FY 2007-2008 Totals</b>	\$	11,068,305.39	\$	31,260,284.87	\$	2,902,417.86	\$	45,231,008.12
<b>FY 2008-2009 Totals</b>	\$	11,282,434.89	\$	31,923,859.91	\$	2,964,819.92	\$	46,171,114.72
<b>FY 2009-2010 Totals</b>	\$	11,762,260.45	\$	33,293,704.75	\$	3,092,203.01	\$	48,148,168.21
<b>FY 2010-2011 Totals</b>	\$	12,160,832.28	\$	34,564,521.72	\$	3,212,146.92	\$	49,937,500.92
<b>FY 2011-2012 Totals</b>	\$	14,489,406.12	\$	40,622,715.82	\$	3,767,656.08	\$	58,879,778.02
<b>FY 2012-2013 by Mont City of Clarksville</b>			<b>School Operations</b>		<b>School Debt Service</b>		<b>Total Monthly Sales Tax</b>	
July	\$	1,221,240.29	\$	3,429,892.92	\$	318,195.47	\$	4,969,328.68
August	\$	1,163,089.88	\$	3,301,170.45	\$	306,721.78	\$	4,770,982.11
September	\$	1,092,150.69	\$	3,080,699.36	\$	285,981.06	\$	4,458,831.11
October	\$	1,128,760.94	\$	3,190,114.21	\$	296,220.83	\$	4,615,095.98
November	\$	1,135,580.49	\$	3,201,711.71	\$	297,194.52	\$	4,634,486.72
December	\$	1,062,108.36	\$	2,991,219.18	\$	277,610.82	\$	4,330,938.36
January	\$	1,124,210.16	\$	3,158,353.28	\$	293,017.54	\$	4,575,580.98
February	\$	1,385,458.64	\$	3,879,588.41	\$	359,758.43	\$	5,624,805.48
March	\$	950,464.55	\$	2,685,987.67	\$	249,406.71	\$	3,885,858.93
April	\$	1,052,361.41	\$	2,959,877.81	\$	274,649.56	\$	4,286,888.78
May	\$	1,166,490.98	\$	3,280,591.55	\$	304,404.97	\$	4,751,487.50
June						\$	\$	-
<b>TOTALS</b>						\$	\$	50,904,284.63

Respectfully submitted: Brenda E. Radford, Montgomery County Trustee, May 10, 2013



CLARKSVILLE-MONTGOMERY COUNTY										
SALES TAX COLLECTIONS COMPARISON REPORT										
	2007-2008	2008-2009	2009-2010	2010-2011	2011-2012	2012-2013	2013-2014	2014-2015	2015-2016	2016-2017
July	\$ 3,851,625.57	\$ 3,807,908.75	\$ 3,944,322.43	\$ 3,973,449.15	\$ 4,368,524.95	\$ 4,969,328.68				
August	\$ 4,048,062.83	\$ 3,969,101.90	\$ 4,155,944.24	\$ 4,485,348.58	\$ 4,365,279.31	\$ 4,770,982.11				
September	\$ 3,697,338.74	\$ 3,591,425.40	\$ 3,765,577.37	\$ 4,044,918.09	\$ 4,687,426.40	\$ 4,458,831.11				
October (August Coll.	\$ 3,813,108.63	\$ 3,666,073.38	\$ 3,836,157.44	\$ 3,971,998.55	\$ 5,337,736.53	\$ 4,615,095.98				
November	\$ 3,900,630.43	\$ 3,614,756.11	\$ 3,824,985.82	\$ 3,943,598.18	\$ 5,120,107.11	\$ 4,634,486.72				
December	\$ 3,476,063.68	\$ 3,479,758.37	\$ 3,746,233.68	\$ 3,865,625.08	\$ 4,668,853.03	\$ 4,330,938.36				
January	\$ 3,782,928.31	\$ 3,911,901.46	\$ 3,918,328.61	\$ 3,978,924.86	\$ 4,936,179.84	\$ 4,575,580.98				
February	\$ 4,792,942.94	\$ 4,984,794.05	\$ 5,220,113.70	\$ 5,316,606.81	\$ 6,261,020.97	\$ 5,624,805.48				
March	\$ 3,158,680.40	\$ 3,529,385.22	\$ 3,579,055.71	\$ 3,519,094.43	\$ 4,247,079.33	\$ 3,885,858.93				
April	\$ 3,351,393.11	\$ 3,738,282.75	\$ 3,801,787.78	\$ 3,944,756.92	\$ 4,803,176.86	\$ 4,751,487.50				
May	\$ 3,814,407.26	\$ 4,044,427.55	\$ 4,305,544.93	\$ 4,527,749.91	\$ 5,310,119.72					
June	\$ 3,543,826.22	\$ 3,833,299.78	\$ 4,050,116.50	\$ 4,365,430.36	\$ 4,774,273.97					
TOTAL	\$ 45,231,008.12	\$ 46,171,114.72	\$ 48,148,168.21	\$ 49,937,500.92	\$ 58,879,778.02	\$ 46,617,395.85	\$ -	\$ -	\$ -	\$ -
Increase/Decrease		\$940,106.60	\$ 1,977,053.49	\$ 1,789,332.71	\$ 8,942,277.10			\$ -	\$ -	\$ -
MONTH	2017-2018	2018-2019	2019-2020	2020-2021	2021-2022	2022-2023	2023-2024	2024-2025	2025-2026	2026-2027
July										
August										
September										
October										
November										
December										
January										
February										
March										
April										
May										
June										
Total	\$ -	\$ -	\$ -	\$ -	\$ -	\$ -	\$ -	\$ -	\$ -	\$ -
Increase/Decrease	\$ -	\$ -	\$ -	\$ -	\$ -	\$ -	\$ -	\$ -	\$ -	\$ -
Brenda E. Radford, Montgomery County Trustee, May 10, 2013						Events that mark Notable Change in Clarksville/Montgomery County Sales Tax Revenue				

Dec., 2007-The Worst Recession since the Great Depression began

June, 2009-Official Ending of the Worst Recession since the Great Depression

October, 2010-"This is the Slowest and Feeblest Recovery in the U.S.A.'s History,"~Steve Forbes

First Quarter, 2011-4/4&13/11 WSJ called the US Economy "The Incredible Shrinking Recovery"-The US Economy appears to have grown by little more than 1.5% in the 1st Qtr., well below the 4% annualized most expected back in January.

It is no coincidence that bank earnings have been retreating as well. **Inflation/Stagflation**, in the 3 months ending Feb., 2011, was running at an annualized rate of 5.6% and does not come close to compensating Investors with their current low interest rate.

WSJ-"Great Symbolic Blow" 8/5/11-America Gets Downgraded from AAA+ to AA+ by Standard & Poors-now 18 countries in the world have a better credit rating than the U.S.A.

Jan. 2013-THE NEW YORK TIMES Matthew Bishop "The latest green shoots of recovery in the United States already show signs of turning brown." Paul Krugman "Without a radical change in economic policy in both the United States and Europe, the likeliest outcome is a prolonged depression, perhaps not as "great" as in the 1930's but with clear similarities, above all in the immense human cost of needlessly high unemployment."

Jan. 14, 2013 Hemlock Semiconductor LLC delays the start up of the Clarksville facility.

For Calendar Year 2013-Economists are predicting a 1.4% GDP

**TO THE HONORABLE MEMBERS  
OF THE BOARD OF COUNTY COMMISSIONERS**

**ASSEMBLED**

**THIS THE SIXTH DAY OF MAY, 2013**

**THIS REPORT COVERS WORK DONE IN JANUARY, FEBRUARY, AND MARCH,  
THE THIRD QUARTER OF THE FISCAL YEAR.**

**GRADE & DRAINAGE – NEW CONSTRUCTION**

**None This Quarter**

**BRIDGES & CULVERTS**

**Poplar Springs  
Plummer Lane  
Budds Creek Rd.  
Akins Road**

**Installed metal pipes on the following roads:**

<b>Sharp Top Road</b>	<b>20'-24"</b>	<b>Pipe</b>
<b>Southside Road &amp; Old Highway 48</b>	<b>20'-15"</b>	<b>Pipe</b>
<b>4757 Devers Road</b>	<b>5'-15"</b>	<b>Pipe</b>
<b>Dotsonville Road</b>	<b>5'-15"</b>	<b>Pipe</b>
<b>Farmer Road</b>	<b>8'-15"</b>	<b>Pipe</b>
<b>Port Royal Lane</b>	<b>20'-15"</b>	<b>Pipe</b>
<b>Virginia Lane</b>	<b>20'-15"</b>	<b>Pipe</b>
	<b>20'-15"</b>	<b>Pipe</b>
<b>Cumberland Heights Rd.</b>	<b>4'-15"</b>	<b>Pipe</b>
<b>River Road</b>	<b>6'-15"</b>	<b>Pipe</b>
<b>Bryan Road</b>	<b>60'-48"</b>	<b>Pipe</b>
<b>Bryan Road</b>	<b>80'-48"</b>	<b>Pipe</b>

**GUARDRAILS:**

**International Blvd.      1 wood Post**

**Akins Road                      4 Bridge Shoes  
Nuts, bolts, washers, & anchors**

**GUARDRAILS (CONT.)**

Dean Rd.	1	End cap	repl	
	1	Decal	repl	
	2	Blocks	repl	
Akin Road	1	12' 6" sect. rail	repl.	
	1	Post		
	1	Block		
	1	End cap & decal		
Wall Road	2	12' 6" sect. rail	repl.	
	1	Post		
	1	Block		
	1	End cap & decal		

**PROJECTS:**

Montgomery County Parks & Recreation  
Repaired small lot at Woodlawn Park  
Reimbursed \$1,000.00

**ROADS HOT MIXED:**

None this quarter

**ROADS OILED & CHIPPED:**

None this quarter

**TRAFFIC CONTROL:**

Speed Limit	8
No Dumping	1
Adopt A Mile	1
School bus Stop Ahead	1
Equestrian Sign	2
W1-5L Curve Sign	2
Stop Sign	8
W1-2R Curve Sign	2
Road Markers	41
W1-41 Curve sign	2
W1-3R Curve Sign	2
Sign Post	78
Dead End	1
W1-8 Chevrons	4
W1-3A Stop Ahead	3

**ROADS STRIPED:**

None this Quarter

**ASPHALT PURCHASED:**

Asphalt Purchased	121.42	Tons
SS-1	None this quarter	
RS-1	None this quarter	

**CRUSHED STONE:**

One thousand, six hundred eighty-six and eighty-one hundredths (1,686.81) tons of crushed stone were hauled and placed on the county roads.

<b><u>ROADS</u></b>	<b><u>TONS</u></b>
Dean Road	8.68
General Roads	773.25
Old Hwy 48	10.64
Harrell Lane	8.92
Devers Road	8.59
Sango Road	33.70
Bryan Road	723.15
Hickory Point Road	6.83
Hargrove Marable Rd.	10.47
Cannon Hills Rd.	10.60
McWhorter Road	6.92
Colbert Drive	10.95
Port Royal Lane	10.82
Guthrie Road	11.13
St. Paul Road	10.87
Ryes Chapel Rd.	7.07
Mt. Herman Road	8.22
Moore Hollow Rd.	7.21
Green Lane	11.15
Louise Road	7.64
 TOTAL TONS	 1,686.81

Crushed stone is placed as needed on county roads; right-of-way maintenance and patching continues daily.

Respectfully submitted,

MONTGOMERY COUNTY HIGHWAY DEPARTMENT

  
Mike Frost  
Highway Supervisor

MF:ka

TO THE HONORABLE COURT OF MONTGOMERY COUNTY  
CLARKSVILLE, TENNESSEE

I RESPECTFULLY SUBMIT THE FOLLOWING REPORT SHOWING THE RECEIPTS AND  
DISBURSEMENTS OF THE GENERAL ROAD FUNDS FOR THE QUARTER ENDING  
31-Mar-13

BEGINNING BANK BALANCE \$ 3,125,444.82

		JANUARY	FEBRUARY	MARCH	TOTAL
40110	CURRENT PROPERTY TAX	\$ 228,451.30	\$ 1,173,921.08	\$ 184,889.35	\$ 1,587,261.73
40110-	2 PUBLIC UTILITIES		\$ 87,788.68	\$ 2,736.34	\$ 90,525.02
40120	TRUSTEE COL. PR. YEAR	\$ 9,502.48	\$ 18,235.93	\$ 15,490.75	\$ 43,229.16
40140	3 TRUSTEE-INT. & PENALTY	\$ 1,886.30	\$ 3,588.92	\$ 4,001.52	\$ 9,476.74
40270	BUSINESS TAX	\$ 5,226.51	\$ 1,187.21	\$ 10,458.45	\$ 16,872.17
40280	SERVANCE TAX	\$ 57,998.24			\$ 57,998.24
40320	BANK EXCISE TAX			\$ 9,199.14	\$ 9,199.14
43380	VENDING MACHINE COM	\$ 83.78			\$ 83.78
44135	SALE OF GASOLINE	\$ 4,292.07	\$ 4,920.14	\$ 310.12	\$ 9,522.33
44170	MISCELLANEOUS	\$ 1,722.33	\$ 1,095.10	\$ 68.00	\$ 2,885.43
44145	SALE OF RECYCL MAT.				
44530	SALE OF EQUIPMENT				
46410	BRIDGE PROGRAM				\$ -
46420	STATE AID PROGRAM	\$ 11,093.02			\$ 11,093.02
46920	GASOLINE TAX	\$ 212,582.80	\$ 245,400.53	\$ 218,329.85	\$ 676,313.18
46930	GASOLINE INSPECTION FEE	\$ 10,362.04	\$ 10,362.04	\$ 10,362.04	\$ 31,086.12
47590	FEDERAL THRU STATE				
44520	INSURANCE RECOVERY				
47230	DISASTER RELIEF				
48120	PAVING AND MAINTENANCE				
49700	INSURANCE RECOVERY				
49800	TRANSFERS IN				
49951	FLOOD RECOVERY				
11410	ACCOUNTS RECEIVABLES		\$ 291.36		\$ 291.36
21810	REVENUE ANTICIPATION				
TOTAL REVENUE		\$ 543,200.87	\$ 1,546,790.99	\$ 455,845.56	\$ 2,545,837.42
TOTAL AVAILABILITY					\$ 5,671,282.24

**EXPENDATURES: JANUARY, FEBRUARY, AND MARCH, 2013**

<b>GENERAL ADMINISTRATION - 61000</b>	<b>JANUARY</b>	<b>FEBRUARY</b>	<b>MARCH</b>	<b>TOTALS</b>
101 COUNTY OFFICIAL	\$ 7,923.04	\$ 7,923.04	\$ 7,923.04	\$ 23,769.12
103 ASSISTANT	\$ 4,748.80	\$ 4,748.80	\$ 7,123.20	\$ 16,620.80
119 ACCOUNTANT/BOOKKEEPER	\$ 3,227.20	\$ 3,227.20	\$ 4,840.81	\$ 11,295.21
161 SECRETARY	\$ 2,710.40	\$ 2,710.40	\$ 4,065.60	\$ 9,486.40
162 PURCHASING CLERK	\$ 2,705.60	\$ 2,705.60	\$ 4,058.41	\$ 9,469.61
187 OVERTIME	\$ 30.26	\$ 20.17	\$ 20.17	\$ 70.60
191 COMMISSIONERS	\$ -		\$ 900.00	\$ 900.00
201 SOCIAL SECURITY	\$ 1,244.32	\$ 1,244.38	\$ 1,714.63	\$ 4,203.33
204 STATE RETIREMENT	\$ 3,058.80	\$ 3,057.35	\$ 4,016.89	\$ 10,133.04
206 LIFE INSURANCE	\$ 12.00	\$ 12.00	\$ 12.00	\$ 36.00
207 MEDICAL INSURANCE	\$ 4,362.72	\$ 4,362.72	\$ 4,362.72	\$ 13,088.16
212 EMPLOYER MEDICARE	\$ 291.00	\$ 291.01	\$ 401.01	\$ 983.02
320 DUES & MEMBERSHIP				\$ -
331 LEGAL SERVICES				\$ -
336 R & M SERVICE EQUIPT.				\$ -
337 R & M SERV-OFFICE EQUIPMENT				\$ -
347 PEST CONTROL				\$ -
348 POSTAL CHARGES				\$ -
349 PRINTING STAT. FORMS				\$ -
351 RENTALS	\$ 196.31	\$ 196.30	\$ 196.30	\$ 588.91
355 TRAVEL	\$ -			\$ -
356 TUITION				\$ -
399 OTHER CONTRACTED SERV.	\$ 154.50	\$ 13.07		\$ 167.57
410 CUSTODIAN SUPPLIES				\$ -
411 DATA PROCESSING SUPPLIES				\$ -
413 DRUGS & MEDICAL SUPPLIES	\$ 346.31		\$ 172.99	\$ 519.30
414 DUPLICATING SUPPLIES				\$ -
422 FOOD SUPPLIES				\$ -
432 LIBRARY BOOKS				\$ -
435 OFFICE SUPPLIES	\$ 87.05	\$ 333.32	\$ 357.32	\$ 777.69
499 OTHER SUPPLIES & MATERIALS	\$ 61.20	\$ 247.63	\$ 36.45	\$ 345.28
<b>TOTAL 61000</b>	<b>\$ 31,159.51</b>	<b>\$ 31,092.99</b>	<b>\$ 40,201.54</b>	<b>\$ 102,454.04</b>

**HIGHWAY BRIDGE MAINTENANCE - 62000**

141 FOREMEN	\$ 31,230.40	\$ 31,230.40	\$ 46,845.60	\$ 109,306.40
142 MECHANICS	\$ 8,606.40	\$ 8,606.40	\$ 12,909.61	\$ 30,122.41
144 EQUIPMENT OP. HEAVY	\$ 36,502.41	\$ 36,502.41	\$ 56,080.04	\$ 129,084.86
145 EQUIPMENT OP. LIGHT	\$ 14,256.01	\$ 14,256.00	\$ 21,384.02	\$ 49,896.03
147 TRUCK DRIVERS	\$ 38,195.22	\$ 38,393.73	\$ 51,496.65	\$ 128,085.60
149 LABORERS	\$ 8,120.00	\$ 7,864.81	\$ 11,797.20	\$ 27,782.01
168 PART TIME	\$ 1,082.24	\$ 1,082.24	\$ 1,623.36	\$ 3,787.84
187 OVERTIME	\$ 862.54	\$ 7,863.12	\$ 672.84	\$ 9,398.50
201 SOCIAL SECURITY	\$ 8,027.03	\$ 8,463.93	\$ 12,020.11	\$ 28,511.07
204 STATE RETIREMENT	\$ 18,750.29	\$ 19,882.22	\$ 27,886.20	\$ 66,518.71
206 LIFE INSURANCE	\$ 119.40	\$ 119.40	\$ 114.60	\$ 353.40
207 MEDICAL INSURANCE	\$ 38,015.04	\$ 38,015.04	\$ 36,363.40	\$ 112,393.48
212 EMPLOYER MEDICARE	\$ 1,877.33	\$ 1,979.48	\$ 2,811.17	\$ 6,667.98
322 DRUG TESTING				
340 MEDICAL & DENTAL SERVICE				
351 RENTALS			\$ 132.00	\$ 132.00
356 TUITION				
399 OTHER CONTRACTED SERVICES	\$ 215.07		\$ 200.00	\$ 415.07
404 ASPHALT HOT MIX	\$ 5,038.32		\$ 3,084.67	\$ 8,122.99
405 ASPHALT LIQUID	\$ 25,204.20			\$ 25,204.20
408 CONCRETE	\$ 1,638.56	\$ 392.00		\$ 2,030.56
409 CRUSHED STONE	\$ 2,063.92	\$ 6,665.07	\$ 2,377.88	\$ 11,106.87
419 EXPLOSIVES & DRILLING SUPPLIES				
420 FERTILIZER,LIME, CHEM.,SEED				\$ -
440 PIPE-METAL			\$ 1,129.14	\$ 1,129.14
444 SALT				\$ -

445 SAND				\$	-
446 SMALL TOOLS				\$	-
447 STRUCTURAL STEEL	\$ 2,035.00			\$	2,035.00
455 WOOD PRODUCTS				\$	-
499 OTHER SUPPLIES & MATERIALS	\$ 165.02	\$ 95.72	\$ 1,167.87	\$	1,428.61
<b>TOTAL 62000</b>	<b>\$ 242,004.40</b>	<b>\$ 221,411.97</b>	<b>\$ 290,096.36</b>	<b>\$</b>	<b>753,512.73</b>

**OPERATION/MAINTENANCE OF EQUIPT. - 63100**

141 FOREMEN	\$ 3,852.80	\$ 3,852.80	\$ 5,779.20	\$	13,484.80
142 MECHANICS	\$ 14,736.01	\$ 14,736.02	\$ 22,104.01	\$	51,576.04
147 TRUCK DRIVERS	\$ 2,296.02	\$ 2,296.01	\$ 3,444.01	\$	8,036.04
162 CLERICAL	\$ 2,534.40	\$ 2,534.40	\$ 3,801.60	\$	8,870.40
187 OVERTIME	\$ 142.56	\$ 631.41	\$ 191.57	\$	965.54
201 SOCIAL SECURITY	\$ 1,340.94	\$ 1,374.39	\$ 2,072.95	\$	4,788.28
204 STATE RETIREMENT	\$ 3,376.40	\$ 3,446.45	\$ 5,061.39	\$	11,884.24
206 LIFE INSURANCE	\$ 19.20	\$ 19.20	\$ 19.20	\$	57.60
207 MEDICAL INSURANCE	\$ 7,061.16	\$ 7,061.16	\$ 7,061.16	\$	21,183.48
212 EMPLOYER MEDICARE	\$ 313.60	\$ 321.43	\$ 484.80	\$	1,119.83
322 EVALUATION & TESTING					
330 OPERATING LEASE PAYMENTS		\$ 1,056.00		\$	1,056.00
335 R & M SERV.-BLDG.					
336 R & M SERV.-VEHICLES		\$ 29.00	\$ 1,041.05	\$	1,070.05
338 R & M SERV.-VEHICLES	\$ 75.00	\$ 2,320.33	\$ 200.56	\$	2,595.89
351 RENTALS					
399 OTHER CONTRACTED SERVICES	\$ 385.00	\$ 2,047.58	\$ 40.00	\$	2,472.58
410 CUSTODIAN SUPPLIES					
412 DIESEL		\$ 23,530.23		\$	23,530.23
418 EQUIPMENT & MACHINERY PARTS	\$ 10,226.53	\$ 8,892.39	\$ 7,971.60	\$	27,090.52
422 FOOD SUPPLIES					
424 GARAGE SUPPLIES		\$ 352.30		\$	352.30
425 GASOLINE		\$ 19,869.65		\$	19,869.65
427 ICE				\$	-
433 LUBRICANTS	\$ 228.00	\$ 2,378.90	\$ 4,583.07	\$	7,189.97
435 OFFICE SUPPLIES				\$	-
446 SMALL TOOLS	\$ 312.05	\$ 149.27	\$ 453.75	\$	915.07
450 TIRES & TUBES	\$ 3,362.72	\$ 1,470.60	\$ 7,496.70	\$	12,330.02
453 VEHICLE PARTS	\$ 1,344.44	\$ 3,396.87	\$ 5,418.39	\$	10,159.70
499 OTHER SUPPLIES & MATERIALS	\$ 4,343.43	\$ 1,863.18	\$ 847.44	\$	7,054.05
<b>TOTAL 63100</b>	<b>\$ 55,950.26</b>	<b>\$ 103,629.57</b>	<b>\$ 78,072.45</b>	<b>\$</b>	<b>237,652.28</b>

**TRAFFIC CONTROL - 63600**

141 FOREMEN				\$	-
144 HVY. EQUIPT. OPERATORS	\$ 5,438.40	\$ 5,438.41	\$ 8,157.61	\$	19,034.42
149 TRAFFIC CONTROL OPERATORS	\$ 4,202.08	\$ 3,155.76	\$ 4,480.00	\$	11,837.84
187 OVERTIME		\$ 530.90		\$	530.90
201 SOCIAL SECURITY	\$ 576.17	\$ 544.21	\$ 763.73	\$	1,884.11
204 STATE RETIREMENT	\$ 1,381.48	\$ 1,307.63	\$ 1,666.29	\$	4,355.40
206 LIFE INSURANCE	\$ 9.60	\$ 9.60	\$ 7.20	\$	26.40
207 MEDICAL INSURANCE	\$ 1,651.64	\$ 1,651.64	\$ 1,651.64	\$	4,954.92
212 EMPLOYER MEDICARE	\$ 134.74	\$ 127.28	\$ 178.59	\$	440.61
320 DUES & MEMBERSHIP				\$	-
322 DRUG TESTING				\$	-
330 OPERATING LEASE PAYMENT				\$	-
336 R & M SERV.-EQUIPMENT				\$	-
349 PRINTING STATIONERY FORMS				\$	-
356 TUITION				\$	-
399 OTHER CONTRACTED SERVICES	\$ 520.00	\$ 5,940.00	\$ 80.00	\$	6,540.00
415 ELECTRICITY	\$ 2,382.87	\$ 2,011.94	\$ 2,036.11	\$	6,430.92
429 INSTRUCTIONAL MATERIALS				\$	-
443 ROAD SIGNS	\$ 1,756.50	\$ 5,154.75	\$ 217.75	\$	7,129.00
446 SMALL TOOLS			\$ 753.77	\$	753.77
451 UNIFORMS				\$	-

499 OTHER SUPPLIES & MATERIALS	\$ 1,981.38	\$ 195.93	\$ 134.50	\$ 2,311.81
<b>TOTAL 63600</b>	<b>\$ 20,034.86</b>	<b>\$ 26,068.05</b>	<b>\$ 20,127.19</b>	<b>\$ 66,230.10</b>
<b>OTHER CHARGES - 65000</b>				
307 COMMUNICATIONS	\$ 641.52	\$ 1,014.47	\$ 838.04	\$ 2,494.03
333 LICENSES				\$ -
399 OTHER CONTRACTED SERVICES	\$ 7.90		\$ 3.95	\$ 11.85
415 ELECTRICITY	\$ 4,247.44	\$ 1,730.14	\$ 2,404.73	\$ 8,382.31
434 NATURAL GAS	\$ 437.92	\$ 472.31	\$ 575.78	\$ 1,486.01
454 WATER & SEWER	\$ 164.34	\$ 146.04	\$ 220.38	\$ 530.76
502 BLDG. & CONTENTS INSURANCE				\$ -
504 INDIRECT COSTS				\$ -
506 LIABILITY INSURANCE				\$ -
508 PREM. CORPORATE SURETY BONDS				\$ -
510 TRUSTEES COMMISSION	\$ 7,659.35	\$ 28,240.19	\$ 6,625.85	\$ 42,525.39
513 WORKMANS COMP. INSURANCE				\$ -
<b>TOTAL - 65000</b>	<b>\$ 13,158.47</b>	<b>\$ 31,603.15</b>	<b>\$ 10,668.73</b>	<b>\$ 55,430.35</b>
<b>EMPLOYEE BENEFITS - 66000</b>				
207 HEALTH INSURANCE	\$ 10,013.56	\$ 189.12	\$ 9,807.00	\$ 20,009.68
399 OTHER CONTRACTED SERVICES				\$ -
<b>TOTAL 66000</b>	<b>\$ 10,013.56</b>	<b>\$ 189.12</b>	<b>\$ 9,807.00</b>	<b>\$ 20,009.68</b>
<b>CAPITAL OUTLAY - 68000</b>				
321 ENGINEERING SERVICES				\$ -
330 LEASE PURCHASES				\$ -
399 OTHER CONTRACTED SERVICES				\$ -
705 BRIDGE CONSTRUCTION		\$ 3,432.14	\$ 2,004.56	\$ 5,436.70
706 BUILDING CONSTRUCTION	\$ 1,695.00	\$ 2,850.00		\$ 4,545.00
707 BUILDING IMPROVEMENTS		\$ 10.98		\$ 10.98
708 COMMUNICATION EQUIPMENT	\$ 1,199.60			\$ 1,199.60
709 DATA PROCESSING EQUIPT.				\$ -
711 FURNITURE & FIXTURES	\$ 747.55			\$ 747.55
712 HEATING & AIR COND. EQUIPT.				\$ -
714 HIGHWAY EQUIPMENT				\$ -
718 MOTOR VEHICLES				\$ -
719 OFFICE EQUIPMENT				\$ -
723 RIGHT OF WAY				\$ -
726 STATE AID PROJECTS				\$ -
790 OTHER EQUIPMENT	\$ 1,116.38			\$ 1,116.38
<b>TOTAL 68000</b>	<b>\$ 4,758.53</b>	<b>\$ 6,293.12</b>	<b>\$ 2,004.56</b>	<b>\$ 13,056.21</b>
21100		\$ -		\$ -
21410				\$ -
21810 REVENUE ANTICIPATIION				\$ -
39000 UNDESIGNATED FUND BALANCE				\$ -
82220 HIGHWAYS AND STREETS				\$ -
<b>TOTAL</b>	<b>\$ -</b>	<b>\$ -</b>	<b>\$ -</b>	<b>\$ -</b>
<b>ACCRUALS</b>				
21310 INCOME TAX	\$ (22,043.90)	\$ (21,289.74)	\$ (29,499.15)	\$ (72,832.79)
21320 SOCIAL SECURITY	\$ (11,188.46)	\$ (11,626.91)	\$ (16,571.42)	\$ (39,386.79)
21325 MEDICARE	\$ (2,616.67)	\$ (2,719.20)	\$ (3,875.57)	\$ (9,211.44)
21341 HEALTH INSURANCE	\$ (9,084.80)	\$ (9,084.80)	\$ (8,793.32)	\$ (26,962.92)
21342 ACCIDENT INSURANCE		\$ -		\$ -
21343 CANCER INSURANCE	\$ (8.70)	\$ (8.70)	\$ (8.70)	\$ (26.10)



21344 LIFE INSURANCE				\$	-
21345 COLONIAL LIFE	\$ (1,639.62)	\$ (1,639.62)	\$ (1,624.92)	\$	(4,904.16)
21346 DENTAL	\$ (3,101.26)	\$ (3,101.26)	\$ (2,956.38)	\$	(9,158.90)
21347 VOLUNTEER LIFE	\$ (1,281.28)	\$ (1,281.28)	\$ (1,281.28)	\$	(3,843.84)
21348 USABLE DEP	\$ (46.50)	\$ (46.50)	\$ (45.00)	\$	(138.00)
21349-035 PREPAID LEGAL	\$ (156.40)	\$ (156.40)	\$ (156.40)	\$	(469.20)
21349-266 VISION	\$ (395.72)	\$ (395.72)	\$ (372.30)	\$	(1,163.74)
21351 PEBSCO				\$	-
21352 GREAT WEST	\$ (285.14)	\$ (285.14)	\$ (514.20)	\$	(1,084.48)
21352 PRINCIPAL	\$ (2,257.12)	\$ (1,448.20)	\$ (2,630.39)	\$	(6,335.71)
21353 GREAT WEST		\$ -		\$	-
21353 PRINCIPAL	\$ (70.00)	\$ (550.19)	\$ (105.00)	\$	(725.19)
21360 GARNISHMENTS	\$ (5,703.74)	\$ (5,636.81)	\$ (7,206.53)	\$	(18,547.08)
21390 UNITED WAY	\$ (20.00)	\$ (20.00)	\$ (30.00)	\$	(70.00)
21390-096 CHRISTMAS CLUB	\$ (2,923.34)	\$ (3,200.00)	\$ (4,755.00)	\$	(10,878.34)
21390-268 UNIFORMS	\$ (432.64)	\$ (503.99)	\$ (528.18)	\$	(1,464.81)
21349-196 MED FLEX				\$	-
21391 ON SITE MEDICAL	\$ (20.00)		\$ (30.00)	\$	(50.00)
21349 CLARKSVILLE ATHLETIC CLUB	\$ (50.00)	\$ (50.00)	\$ (40.00)	\$	(140.00)
21349 TSAC-FSA	\$ (143.32)	\$ (143.32)	\$ (143.32)	\$	(429.96)
<b>TOTAL ACCRUALS</b>	<b>\$ (63,468.61)</b>	<b>\$ (63,187.78)</b>	<b>\$ (81,167.06)</b>	<b>\$</b>	<b>(207,823.45)</b>

#### PAID

21310 INCOME TAX	\$ 22,043.90	\$ 21,289.74	\$ 29,499.15	\$	72,832.79
21320 SOCIAL SECURITY	\$ 11,188.46	\$ 11,626.91	\$ 16,571.42	\$	39,386.79
21325 MEDICARE	\$ 2,616.67	\$ 2,719.20	\$ 3,875.57	\$	9,211.44
21341 HEALTH INSURANCE	\$ 9,084.80	\$ 9,084.80	\$ 8,793.32	\$	26,962.92
21342 ACCIDENT INSURANCE				\$	-
21343 CANCER INSURANCE	\$ 8.70	\$ 8.70	\$ 8.70	\$	26.10
21344 LIFE INSURANCE				\$	-
21345 COLONIAL LIFE	\$ 1,639.62	\$ 1,639.62	\$ 1,624.92	\$	4,904.16
21346 DENTAL	\$ 3,101.26	\$ 3,101.26	\$ 2,956.38	\$	9,158.90
21347 VOLUNTEER LIFE	\$ 1,281.28	\$ 1,281.28	\$ 1,281.28	\$	3,843.84
21348 USABLE DEP	\$ 46.50	\$ 46.50	\$ 45.00	\$	138.00
21349-035 PREPAID LEGAL	\$ 156.40	\$ 156.40	\$ 156.40	\$	469.20
21349-246 VISION	\$ 395.72	\$ 395.72	\$ 372.30	\$	1,163.74
21351 PEBSCO				\$	-
21352 GREAT WEST	\$ 285.14	\$ 285.14	\$ 514.20	\$	1,084.48
21352 PRINCIPAL	\$ 2,257.12	\$ 1,448.20	\$ 2,630.39	\$	6,335.71
21353 GREAT WEST				\$	-
21353 PRINCIPAL	\$ 70.00	\$ 550.19	\$ 105.00	\$	725.19
21353 GARNISHMENTS	\$ 5,703.74	\$ 5,636.81	\$ 7,206.53	\$	18,547.08
21390 UNITED WAY	\$ 20.00	\$ 20.00	\$ 30.00	\$	70.00
21390-096 CHRISTMAS CLUB	\$ -		\$ 1,040.00	\$	1,040.00
21390-268 UNIFORMS	\$ 440.12	\$ 625.57	\$ 352.12	\$	1,417.81
21349-196 MED FLEX				\$	-
21391 ON SITE MEDICAL	\$ 20.00		\$ 30.00	\$	50.00
21349 CLARKSVILLE ATHLETIC CLUB	\$ 50.00	\$ 50.00	\$ 40.00	\$	140.00
21349 TSAC-FSA	\$ 143.32	\$ 143.32	\$ 143.32	\$	429.96
<b>TOTAL PAID</b>	<b>\$ 60,552.75</b>	<b>\$ 60,109.36</b>	<b>\$ 77,276.00</b>	<b>\$</b>	<b>197,938.11</b>

<b>TOTAL EXPENDITURES</b>	<b>\$ 374,163.73</b>	<b>\$ 417,209.55</b>	<b>\$ 447,086.77</b>	<b>\$</b>	<b>1,238,460.05</b>
---------------------------	----------------------	----------------------	----------------------	-----------	---------------------

**BANK BALANCE MARCH 31, 2013**

**\$4,432,822.19**

TO THE HONORABLE COURT OF MONTGOMERY COUNTY

CLARKSVILLE, TENNESSEE

I RESPECTFULLY SUBMIT THE FOLLOWING REPORT SHOWING THE RECEIPTS AND  
DISBURSEMENTS OF THE ROAD DAMAGE FUND FOR THE QUARTER ENDING  
31-Mar-13

BEGINNING BANK BALANCE \$ 86,775.00

DEPOSITS Jan-13

BRAXTON CONSTRUCTION	\$ 500.00
REDA HOME BUILDERS	\$ 500.00
B. R. MILLER	\$ 250.00
BRUCE SAUNDERS	\$ 250.00
BRIAN BRYANT	\$ 500.00
MARCO HERNANDEZ	\$ 250.00
REX HAWKINS	\$ 750.00
REDA HOME BUILDERS	\$ 250.00
JACK WICKHAM	\$ 500.00
WILLIAM KOSNITCH	\$ 250.00
BRAXTON CONSTRUCTION	\$ 250.00
DANELL WELCH	\$ 250.00
MITCHELL CONST.	\$ 250.00
ERIC HUNEYCUTT	\$ (250.00)
CHRIS BLACKWELL	\$ 1,250.00
CHRIS BLACKWELL	\$ 250.00
JOHN NEWBERRY	\$ 250.00
CLARKSVILLE HOMES	\$ 250.00
BRUCE SAUNDERS	\$ 250.00
CRABBE CONST.	\$ 750.00
JIMMY MILLER CONST.	\$ 500.00
DAVID TALLON	\$ 500.00
JOHNSON CONST.	\$ 250.00

VOID

TOTAL DEPOSITS JANUARY \$ 9,000.00

DEPOSITS Feb-13

HAROLD WISE	\$ 250.00
B. R. MILLER & CO.	\$ 250.00
JACK WICKHAM	\$ 500.00
BRAXTON CONST.	\$ 250.00
TIM JARRETT	\$ 250.00
BRITNEY BAGGETT	\$ 250.00
HAWKINS HOMES	\$ 750.00
JERRY AKINS	\$ 500.00
GARY ORR	\$ 500.00
R R HAMILTON	\$ 250.00
REYNOLDS HOME BUILDERS	\$ 1,250.00
BRAXTON CONST.	\$ 250.00
CHRIS BLACKWELL	\$ 250.00
BRUCE SAUNDERS	\$ 515.00
HAWKINS HOMES	\$ 250.00
MARILYN CHERRY	\$ 250.00
TOMMY VELLEJOS, JR.	\$ 515.00
DARRELL GILLUM	\$ 500.00
HERALD & PHILLIPS	\$ 500.00
ERIC BLACKWELL	\$ 500.00
CRABBE CONSTRUCTION	\$ 750.00
K & L CONST.	\$ 250.00
ROBERT PERKINS	\$ 250.00
DWAYNE BYARD	\$ 250.00

TIM McCARLEY	\$ 500.00
REDA HOME BUILDERS	\$ 250.00
JAKE WELCH CONST.	\$ 250.00
MARCO HERNANDEZ	\$ 500.00
BERT SINGLETARY	\$ 250.00
CHRIS BLACKWELL	\$ 250.00
MAYNARD CONST.	\$ 1,500.00
REYNOLDS HOME BUILDERS	\$ 250.00
CHRIS BLACKWELL	\$ 1,250.00
DAVID WRIGHT	\$ 250.00

**TOTAL FEBRUARY DEPOSITS**

**\$ 15,280.00**

**DEPOSITS Mar-13**

BRAXTON CONSTRUCTION	\$ 250.00
MERRELL HOME IMPROVEMENTS	\$ 500.00
HANDYMAN CLARKSVILLE, LLC	\$ 250.00
REDA HOME BUILDERS	\$ 500.00
HAWKINS HOMES	\$ 500.00
STEELE TRADEMARK	\$ 250.00
B. R. MILLER	\$ 250.00
HAWKINS HOMES	\$ 750.00
BEACH BUILT CONST.	\$ 250.00
BURKETT HOMES	\$ 250.00
BRAXTON CONSTRUCTION	\$ 250.00
BRAXTON CONSTRUCTION	\$ 250.00
JIMMY MILLER CONST.	\$ 500.00
JERRY AKINS	\$ 250.00
JERRY AKINS	\$ 250.00
CRABBE CONSTRUCTION	\$ 250.00
CRABBE CONSTRUCTION	\$ 250.00
CRABBE CONSTRUCTION	\$ 250.00
GREEN HOMES, LLC	\$ 250.00
MIKE ATKINS	\$ 250.00
W.E. BLACKWELL	\$ 250.00
W.E. BLACKWELL	\$ 250.00
DARRELL GILLUM	\$ 250.00
ROSS CREEK BUILDERS	\$ 500.00
CRABBE CONST.	\$ 750.00
BIRCHWOOD CONST.	\$ 750.00
A & S CONTRACTING	\$ 250.00
NORCO	\$ 1,000.00
PROVIDENCE BUILDERS	\$ 250.00
CHRIS BLACKWELL	\$ 750.00
RUSSELL ALLEN, JR.	\$ 500.00

**TOTAL MARCH DEPOSITS**

**\$12,000.00**

**REFUNDS JANUARY 2013**

BRAXTON CONST.	\$ 750.00
STEVE BRYANT	\$ 250.00
JOSHUA CUMMINGS	\$ 250.00
GOAD CONST.	\$ 515.00
B. R. MILLER	\$ 500.00
MACK PHILLIPS CONST.	\$ 250.00
GLENN NANNEY	\$ 250.00
RICKY REDA	\$ 250.00
REX HAWKINS	\$ 1,500.00
ERIC HUNEYCUTT	\$ 250.00
DANELL WELCH	\$ 250.00
BRAXTON CONST.	\$ 250.00

FINIS HAYNES	\$ 250.00
ERIC HUNEYCUTT	\$ 250.00
CHRIS BLACKWELL	\$ 3,530.00
REDA HOME BUILDERS	\$ 500.00
ARTHUR REYNOLDS	\$ 500.00

**TOTAL JANUARY REFUNDS**

**\$10,295.00**

**REFUNDS FEBRUARY 2013**

TIM JARRETT	\$ 250.00
ROBERT REYNOLDS	\$ 515.00
JERRY AKINS	\$ 250.00
MARVIN HERALD	\$ 250.00
N V HOMES	\$ 500.00
BRAXTON CONST.	\$ 250.00
HAROLD TRACY	\$ 500.00
BILLY WINCHESTER	\$ 680.00
ERIC BLACKWELL	\$ 250.00
HERALD & PHILLIPS	\$ 750.00
PATRICK LONG	\$ 250.00
QUALITY BUILDERS	\$ 500.00
DAVID J WRIGHT	\$ 500.00
ROBERT TOMLINSON	\$ 250.00

**TOTAL FEBRUARY REFUNDS**

**\$ 5,695.00**

**REFUNDS MARCH 2013**

MAYNARD CONST	\$ 750.00
TIM McCARLEY	\$ 500.00
JOE MORGAN	\$ 500.00
THE HANDYMAN CLARKSVILLE	\$ 250.00
NORCO	\$ 1,000.00
CLARKSVILLE HOMES	\$ 250.00
RICKY REDA	\$ 1,000.00
ANDY STEELE	\$ 500.00
ROB BEACH	\$ 250.00
BRAXTON CONSTRUCTION	\$ 250.00
CRABBE CONST.	\$ 1,250.00
DARRELL GILLUM	\$ 250.00
DOUG NAIL	\$ 250.00
PROVIDENCE BUILDERS	\$ 765.00

**TOTAL MARCH REFUNDS**

**\$7,765.00**

**ENDING B/ BANK BALANCE MARCH 2013**

**\$99,300.00**

# MONTGOMERY COUNTY GOVERNMENT



## PROCLAMATION

### By The County Mayor

**WHEREAS,** *stroke is a leading cause of serious long-term disability and the fourth leading cause of death in the United States; and*

**WHEREAS,** *stroke prevalence is projected to increase by 24.9% between 2013 and 2030 and the direct medical costs for treating strokes are expected to increase by 238%, from \$28.3 billion in 2012 to \$95.6 billion by 2030; and*

**WHEREAS,** *new and effective treatments have been developed to treat and minimize the severity and damaging effect of strokes, but much more research is needed; and*

**WHEREAS,** *Americans are more aware of the risk factors and warning signs for stroke than in the past, but according to a recent survey, one-third of adults cannot identify any symptoms; and*

**WHEREAS,** *the warning signs and symptoms of stroke include face drooping or sudden numbness or weakness of the face; arm or leg weakness; speech difficulty; sudden confusion; sudden eyesight trouble; sudden trouble walking; dizziness; loss of balance; and sudden severe headache with no known cause; and*

**WHEREAS,** *a new study by the American Stroke Association shows that the quick actions by EMS professionals are instrumental in saving lives from stroke and producing better outcomes for stroke survivors, but more than a third of stroke patients fail to use EMS; and*

**WHEREAS,** *throughout the month of May, 2013 the American Stroke Association will honor EMS professionals and stroke survivors by highlighting and sharing their stories.*

**NOW, THEREFORE, I, CAROLYN BOWERS,** Mayor of Montgomery County, Tennessee, do hereby proclaim May, 2013, to be **AMERICAN STROKE MONTH** in Tennessee and urge all citizens to familiarize themselves with the risk factors associated with stroke, recognize the warning signs and symptoms, and on the first signs of a stroke dial 911 for help immediately!

  
County Mayor

A Proclamation was presented to Mandy Stribling for American Stroke Month by Mayor Bowers.

**COUNTY MAYOR NOMINATIONS**

**MAY 13, 2013**

**JUDICIAL COMMISSIONER**

**1-year term**

Darlene Sample nominated to serve another one-year term to expire May 2014.

**COUNTY MAYOR APPOINTMENTS**

**MAY 13, 2012**

**PERSONNEL ADVISORY COMMITTEE**

**2-year term**

**(to be confirmed by the County Commission)**

Robert Nichols appointed to replace Charlie Keene (County Commissioner) for a two-year term to expire May, 2015.

Robert Lewis appointed to replace Loretta Bryant (County Commissioner) for a two-year term to expire May, 2015.

Kellie Jackson appointed to replace Mike Frost (Elected Official) for a two-year term to expire May, 2015.

Betty Burchett appointed to replace Brenda Radford (Elected Official) for a two-year term to expire May, 2015.

Sherry Robertson appointed to replace Jimmie Edwards (Department Head) for a two-year term to expire May, 2015.

## Mayor Nomination

On Motion to Adopt by Commissioner Brockman, seconded by  
Commissioner Harrison, the foregoing Mayor Nomination was Approved by  
the following roll call vote:

Jerry Allbert	Y	John M. Gannon	Y	Robert Nichols	Y
Ed Baggett	Y	John M. Genis	Y	Keith Politi	Y
Mark Banasiak	Y	Robert Gibbs	Y	Mark Riggins	Y
Martha Brockman	Y	Dalton Harrison	Y	Nick Robards	Y
Loretta Bryant	Y	Charles Keene	Y	Ron J. Sokol	Y
Joe L. Creek	Y	Lettie Kendall	Y	Tommy Vallejos	Y
Glen Demorest	Y	Robert Lewis	Y		

Ayes - 20   Abstentions - 0   Noes - 0

ABSENT: None



## Mayor Appointments

On Motion to Adopt by Commissioner Riggins, seconded by  
Commissioner Allbert, the foregoing Mayor Appointments were Approved  
by the following roll call vote:

Jerry Allbert	Y	John M. Gannon	Y	Robert Nichols	A
Ed Baggett	Y	John M. Genis	Y	Keith Politi	Y
Mark Banasiak	Y	Robert Gibbs	Y	Mark Riggins	Y
Martha Brockman	Y	Dalton Harrison	Y	Nick Robards	Y
Loretta Bryant	Y	Charles Keene	Y	Ron J. Sokol	Y
Joe L. Creek	Y	Lettie Kendall	Y	Tommy Vallejos	A
Glen Demorest	Y	Robert Lewis	Y		

Ayes - 18   Abstentions - 2   Noes - 0

ABSENT: None