

DECEMBER 11, 2017

BE IT REMEMBERED that the Board of Commissioners of Montgomery County, Tennessee, met in regular session on Monday, December 11, 2017, at 6:00 P.M. at the Montgomery County Courthouse. Present and presiding, the Hon. Jim Durrett, County Mayor (Chairman). Also present, Jeff Truitt, Chief of Staff, Kellie A. Jackson, County Clerk, John Fuson, Sheriff, Tim Harvey, County Attorney, Jeff Taylor, Director of Accounts and Budgets, and the following Commissioners:

Jerry Allbert	Monroe Gildersleeve	Wallace Redd
Martha Brockman	David Harper	Larry Rocconi
Brandon Butts	Arnold Hodges	Audrey Tooley
Joe L. Creek	Jason A. Hodges	Joe Weyant
John M. Gannon	Garland Johnson	
John M. Genis	Charles Keene	
Robert Gibbs	Robert Nichols	

PRESENT: 18

ABSENT: Ed Baggett, Ron J. Sokol, and Tommy Vallejos (3)

When and where the following proceedings were had and entered of record, to-wit:

CALL TO ORDER

PLEDGE OF ALLEGIANCE

INVOCATION – Chaplain Joe Creek

ROLL CALL

PRESENTATION BY JOHN CLEMENT – For Mayor Durrett and Jeff Truitt's work with Fort Campbell

PRESENTATION OF LIFESAVER AWARDS – Chief Jimmie Edwards

APPROVAL OF NOVEMBER 13, 2017 MINUTES

VOTE ON ZONING RESOLUTIONS

CZ-17-2017: Application of Matt Rudolph Jr., Trust, from R-1 to C-5

CZ-18-2017: Application of Jack Dowlen from AG to M-1

VOTE ON OTHER RESOLUTIONS

17-12-1: Resolution to Appropriate Funding for Montgomery County's Portion of a Grant Match to Secure Additional Grant Revenue on an Existing Grant for the Clarksville-Montgomery County Regional Airport

17-12-2: Resolution to Appropriate Funding for the Purchase and Installation of LED Lighting for Solar Way

17-12-3: Resolution Approving a Payment in Lieu of Taxes Program for the Clarksville Housing Authority

17-12-4: Resolution to Amend Animal Care and Control Regulations Regarding Rabies. Vaccination Registration Fee and Collection

UNFINISHED BUSINESS

REPORTS

1. County Clerk's Report – (requires approval by Commission)

REPORTS FILED

1. Courtroom Security Report for 2017
2. Report on Debt Obligation for 2018 Federal Projects Tran Loan
3. Highway Department's Quarterly Report
4. Building & Codes Monthly Report
5. **CMCSS Quarterly Construction Report**
6. **CMCSS Quarterly Financial Report**
7. **Trustee's Monthly Report**
8. **Accounts & Budgets Monthly Report**

NOMINATING COMMITTEE NOMINATIONS – Commissioner Robert Nichols, Chairman

COUNTY MAYOR NOMINATIONS – Mayor Durrett

ANNOUNCEMENTS

1. Due to the holiday, the January Informal Commission meeting will be on Tuesday, January 2 at 6:00 p.m.

ADJOURN

A Presentation was given by John Clement recognizing Mayor Durrett and Jeff Truitt for their work with Fort Campbell.


Chief Jimmie Edwards presented Lifesaver Awards to Maja Brown, Caleb Hall, Steven Harris, Matt Leverett, Curtis Morais, Randy Paddock, and Benjamin Rush, for their actions which helped to save the life of infant, Charlie Fenske, on November 3, 2017

Mayor Durrett presented a Proclamation to Jerry Buchanan in honor of his retirement as Director of EMA, and for the dedicated service he has given to Montgomery County Government and to the citizens of this county.

Mayor Durrett presented a Proclamation to Dr. David Ripple in honor of his retirement as Director of the Clarksville-Montgomery County Regional Planning Commission, and for the dedicated service he has given to the citizens of this community.



MONTGOMERY COUNTY TENNESSEE




Lifesaver Award

MAJA BROWN

On November 3, 2017, Maja Brown helped save the life of an infant who, without warning, experienced sudden cardiac arrest. Maja answered the 911 call and provided the father with pre-arrival CPR instructions until relieved by responders. Maja was our first link in the chain of survival by providing life saving instructions during a very stressful situation which ultimately resulted in saving an infant's life.


Montgomery County applauds Maja Brown for her unselfish and heroic actions which saved the life of infant Charlie Fenske.

12/11/17
Date


County Mayor



MONTGOMERY COUNTY TENNESSEE



Lifesaver Award

Advanced EMT
CALEB HALL

On November 3, 2017, AEMT Hall responded to an infant who, without warning, experienced sudden cardiac arrest. AEMT Hall worked to assess and stabilize the patient upon arrival at the scene and continued assessment and treatment while transporting the patient to the hospital.


Montgomery County applauds AEMT Caleb Hall for his actions which saved the life of infant Charlie Fenske.

12/11/17
Date


County Mayor



MONTGOMERY COUNTY TENNESSEE



Lifesaver Award

Lieutenant
STEVEN HARRIS

On November 3, 2017, Lieutenant Harris responded to an infant who, without warning, experienced sudden cardiac arrest. Lieutenant Harris worked to assess and stabilize the patient upon arrival at the scene and continued assessment and treatment while transporting the patient to the hospital.

Montgomery County applauds Lieutenant Steven Harris for his actions which saved the life of infant Charlie Fenske.


12/11/17

Date

County Mayor



MONTGOMERY COUNTY TENNESSEE



Lifesaver Award

Emergency Medical Responder
MATT LEVERETT

On November 3, 2017, Emergency Medical Responder Matt Leverett responded to an infant who, without warning, experienced sudden cardiac arrest. EMR Leverett assisted Deputy Paddock with CPR until EMS arrival.


Montgomery County applauds EMR Matt Leverett for his actions which saved the life of infant Charlie Fenske.

12/11/17
Date


County Mayor



MONTGOMERY COUNTY TENNESSEE



Lifesaver Award

Fire Fighter
CURTIS MORAIS

On November 3, 2017, Fire Fighter Curtis Morais responded to an infant who, without warning, experienced sudden cardiac arrest. Fire Fighter Morais assisted Deputy Paddock with CPR until EMS arrival.


Montgomery County applauds Fire Fighter Curtis Morais for his actions which saved the life of infant Charlie Fenske.

12/11/17
Date

J. Amos
County Mayor



MONTGOMERY COUNTY TENNESSEE




Lifesaver Award

Deputy
RANDY PADDOCK

On November 3, 2017, Deputy Randy Paddock responded to an infant who, without warning, experienced sudden cardiac arrest. Deputy Paddock initiated CPR, applied the AED and delivered 2 defibrillations. Deputy Paddock's willingness to respond and his quick actions, quality CPR, application of the AED, and delivery of shocks ultimately resulted in saving this patient's life.


Montgomery County applauds Deputy Randy Paddock for his actions which saved the life of infant Charlie Fenske.

12/11/17
Date


County Mayor



MONTGOMERY COUNTY TENNESSEE



Lifesaver Award

Paramedic
BENJAMIN RUSH

On November 3, 2017, Paramedic Rush responded to an infant who, without warning, experienced sudden cardiac arrest. Paramedic Rush worked to assess and stabilize the patient upon arrival at the scene and continued assessment and treatment while transporting the patient to the hospital.

Montgomery County applauds Paramedic Benjamin Rush for his actions which saved the life of infant Charlie Fenske.

12/11/17

Date


County Mayor

MONTGOMERY COUNTY GOVERNMENT



PROCLAMATION

By The County Mayor

WHEREAS, *Jerry Buchanan began his twenty-year career with Montgomery County Emergency Management Agency in 1997. Shortly thereafter, he was promoted to Deputy Director and in 2012 he was appointed as Interim Director. In March of 2013, Jerry was appointed to Director of EMA and holds that position today; and*

WHEREAS, *along with serving Montgomery County as Director of EMA, Jerry Buchanan has served his community as a volunteer with the Woodlawn Volunteer Fire Service since 1988 and served as their Chief from 1991 to 2012; and*

WHEREAS, *Jerry Buchanan is Certified in Extrication; is a Certified Level 1 Emergency Manager; a Certified Medical 1st Responder; a Certified Hazardous Material Instructor in Basic Concepts, Concept Implementation, Incident Command System - Basic, Intermediate and Advanced, Radiological Monitoring and Emergency Response to Terrorism through FEMA and TEMA. Jerry received the Governor's Certificate of Appreciation on September 11, 2017, for his contributions to Homeland Security, District 7; and*

WHEREAS, *Jerry Buchanan has been a dedicated employee committed to public service and has served a vital role in this community. Montgomery County Government is fortunate to have had him as one of its most outstanding and vital employees for the past twenty-years and he will certainly be missed by his friends and co-workers; and*

WHEREAS, *we hope Jerry will enjoy his well-deserved retirement years with his children, Jerry and Theresa, his four grandchildren, Levi, Zachary, Geri Leigh and Chance, and his four great-grandchildren, Aiden, Hailey, Greyleigh, and Presleigh.*

NOW, THEREFORE, I, JIM DURRETT, *on behalf of the citizens of Montgomery County, Tennessee, do hereby proclaim this 11th day of December, 2017, as a day to acknowledge and show appreciation to Jerry Buchanan for the dedicated service he has given to Montgomery County Government and to the citizens of this county. We hope that his retirement years are filled with good health and happiness!*

A handwritten signature of Jim Durrett in black ink, written over a horizontal line.
COUNTY MAYOR

MONTGOMERY COUNTY GOVERNMENT



PROCLAMATION

By The County Mayor

WHEREAS, *Dr. David Ripple began his employment as Director of the Clarksville-Montgomery County Regional Planning Commission on May 14, 2012; and*

WHEREAS, *prior to employment with Montgomery County, Dr. Ripple lived in Newburgh, Indiana and his past employment included preparing metropolitan transportation plans and travel models; transportation corridor studies; comprehensive plans and land use controls; transit studies; bicycle-pedestrian plans; site development plans; and traffic impact and access studies; and*

WHEREAS, *Dr. Ripple's extensive education, experience and knowledge of development activities; effective project management; experienced communication; seasoned management skills; the ability to link diverse technical disciplines and specialized technical skills have been invaluable in guiding and accomplishing a coordinated, efficient, economic development plan of the region; and*

WHEREAS, *Dr. Ripple has been a member of the American Institute of Certified Planners since 1978. Further he is a registered professional engineer in four Midwest states; and holds a Master of Science and Doctor of Philosophy in Civil Engineering; and*

WHEREAS, *Dr. David Ripple has been dedicated to public service and has served a vital role in this community for the past four years. His work ethics, educational background and work experience have truly been an asset in his role with the Regional Planning Commission; and*

WHEREAS, *Dr. Ripple will certainly be missed by his friends and co-workers.*

NOW, THEREFORE, I, JIM DURRETT, on behalf of the citizens of Montgomery County, Tennessee, do hereby proclaim this 11th day of December, 2017, as a day to acknowledge and show appreciation to Dr. David Ripple for his dedicated service to the Clarksville-Montgomery County Regional Planning Commission and the citizens of this community. We hope that his retirement years are filled with good health and happiness!


COUNTY MAYOR

COUNTY COMMISSION MINUTES FOR

NOVEMBER 13, 2017

SUBMITTED FOR APPROVAL DECEMBER 11, 2017

BE IT REMEMBERED that the Board of Commissioners of Montgomery County, Tennessee, met in regular session on Monday, November 13, 2017, at 6:00 P.M. at the Montgomery County Courthouse. Present and presiding, the Hon. Jim Durrett, County Mayor (Chairman). Also present, Jeff Truitt, Chief of Staff, Kellie A. Jackson, County Clerk, John Smith, Chief Deputy Sheriff, Tim Harvey, County Attorney, Jeff Taylor, Director of Accounts and Budgets, and the following Commissioners:

Jerry Allbert	Robert Gibbs	Robert Nichols
Ed Baggett	Monroe Gildersleeve	Wallace Redd
Martha Brockman	David Harper	Larry Rocconi
Brandon Butts	Arnold Hodges	Ron J. Sokol
Joe L. Creek	Jason A. Hodges	Audrey Tooley
John M. Gannon	Garland Johnson	Tommy Vallejos
John M. Genis	Charles Keene	Joe Weyant

PRESENT: 21

ABSENT: None

When and where the following proceedings were had and entered of record, to-wit:

A Proclamation was presented to Donald E. (Don) Barry for his 50 years of service to the Tennessee Secondary School Athletic Association by Mayor Durrett.

The minutes of the October 9, 2017, meeting of the Board of Commissioners, were approved.

The following Resolutions were Adopted:

- 17-9-3** Resolution to Provide Additional Funding in the Amount of One Hundred Fifty Thousand Dollars (\$150,000.00) to Two Rivers Corporation (TRC), a Foundation According to 501c(4) of the Internal Revenue Code (**Deferred from September and October**)
- 17-11-1** Resolution of the Montgomery County Board of Commissioners Authorizing the Acceptance of Grant Funds from the Tennessee Department of Safety & Homeland Security, Tennessee Highway Safety Office
- 17-11-2** Resolution of the Montgomery County Board of Commissioners Approving Amendments to the 2017-18 School Budget
- 17-11-3** Resolution Requesting That No Political Party as Identified Pursuant to Tennessee Code Annotated § 2-13-203 Request Nomination by Primary Election or Withdraw any Pending Request to Fill Offices of Montgomery County, Tennessee
- 17-11-4** Resolution to Create Scholarships for the Mayor's Emerging Leaders Program
- 17-11-5** Resolution of the Montgomery County Board of Commissioners to Appropriate Funding for the Furnishing of Two Courtrooms Created from the Court Complex Renovation
- 17-11-6** Resolution to Appropriate Funding for the Purchase of Art Using Funding from Bond Proceeds Dedicated for Such Purchase

The County Clerk's Report for the month of October was Approved.

Reports Filed:

1. Trustee's Release List – (Approved by Commission)
2. Capital Projects Quarterly Report
3. Building and Codes Monthly Report
4. Driver Safety Quarterly Report: July – September, 2017
5. Highway Dept. County Road List – July 1 thru Sept. 30, 2017 (Approved by Commission)
6. School System's Report on Debt Obligation
7. Accounts & Budgets Monthly Report
8. Trustee's Monthly Report

Mayor Nominations Approved:

COMMUNITY CORRECTIONS ADVISORY BOARD

2 & 3-yr terms

Mary Davila (non-profit agency), nominated for another two-year term to expire November, 2019.

Michael Williams nominated to replace Gary Kenney, (non-profit agency) for a two-year term to expire November, 2019.

Tony Eldridge (private citizen) nominated to serve another two-year term to expire November, 2019.

Patrice Hannah (private citizen) nominated to serve another two-year term to expire November, 2019.

Jason White nominated to replace Beka Murdock (private citizen) for a two-year term to expire November, 2019.

VETERANS SERVICE ORGANIZATION

4-yr term

Douglas Heimback is nominated to serve another four-year term to expire November, 2021.

Mayor Appointment Approved:

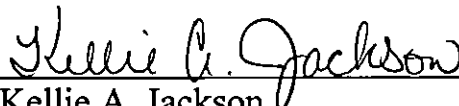
PUBLIC RECORDS COMMISSION

4-year term

Jim Zimmer appointed to fill the unexpired term of Colin McAlexander, as a Patron, term to expire April, 2019.

The Board was adjourned.

Submitted by:


Kellie A. Jackson
County Clerk



On Motion to Adopt by Commissioner Butts, seconded by Commissioner J. Hodges, the foregoing November 13, 2017, Minutes of the Board of County Commissioners, presented by Kellie A. Jackson, County Clerk, were Approved unanimously by the following roll call vote:

District	Commissioner	Vote	District	Commissioner	Vote	District	Commissioner	Vote
1	John M. Gannon	Y	8	Ron J. Sokol	---	15	David Harper	Y
2	Charles Keene	Y	9	John M. Genis	Y	16	Wallace Redd	Y
3	Ed Baggett	---	10	Martha Brockman	Y	17	Jason A. Hodges	Y
4	Joe Weyant	Y	11	Joe L. Creek	Y	18	Monroe Gildersleeve	Y
5	Robert Gibbs	Y	12	Robert Nichols	Y	19	Garland Johnson	Y
6	Arnold Hodges	Y	13	Audrey Tooley	Y	20	Jerry Allbert	Y
7	Brandon Butts	Y	14	Tommy Vallejos	---	21	Larry Rocconi	Y

Yeses – 18 Noes – 0 Abstentions – 0

ABSENT: Ed Baggett, Ron J. Sokol, and Tommy Vallejos (3)

RESOLUTION OF THE MONTGOMERY COUNTY BOARD OF
COMMISSIONERS
AMENDING THE ZONE CLASSIFICATION OF THE PROPERTY OF
MATT RUDOLPH JR. TRUST

WHEREAS, an application for a zone change from R-1 Single-Family Residential District to C-5 Highway & Arterial Commercial District has been submitted by Matt Rudolph Jr. Trust and

WHEREAS, said property is identified as County Tax Map 088, parcel 106.00, containing 38.94 acres, situated in Civil District 13, located Property fronting on the south frontage of Highway 41-A South east of Miller Road and west of Quail Hollow Road; and

WHEREAS, said property is described as follows:

Beginning at a point, said point also being on the south right-of-way of Madison Street, said point also being South 24 degrees 35 minutes East for a distance of 16 feet from the centerline intersection of Miller Road and Madison Street, said point also being the northwestern corner of the herein described parcel; Thence, along the southern right-of-way of Madison St./Hwy 41-A, South 72 degrees 59 minutes 51 seconds East a distance of 112.39 feet to a point; Thence, continuing along said right-of-way for the next 6 calls, South 17 degrees 00 minutes 33 seconds West for a distance of 35.00 feet to a point; Thence, South 72 degrees 59 minutes 27 seconds East for a distance of 50 feet to a point; Thence, North 17 degrees 00 minutes 33 seconds East for a distance of 35.01 feet to a point; Thence, South 72 degrees 59 minutes 51 seconds East for a distance of 2,370.26 feet to a point; Thence, South 32 degrees 10 minutes 49 seconds East for a distance of 21.56 feet to a point; Thence, South 80 degrees 23 minutes 51 seconds East for a distance of 10.08 feet to a point; Thence, leaving said right-of-way and along the western right-of-way of Quail Hollow Road, South 09 degrees 36 minutes 09 seconds West for a distance of 126.45 feet to a point; Thence, continuing along said right-of-way for the next 2 calls, South 09 degrees 13 minutes 51 seconds West for a distance of 82.24 feet to a point; Thence, South 07 degrees 33 minutes 52 seconds West for a distance of 483.42 feet to a point, said point being the southeastern corner of the herein described parcel; Thence, leaving said right-of-way and along a new zoning line, North 73 degrees 38 minutes 57 seconds West for a distance of 656.89 feet to a point; Thence, continuing along new zoning line for the next 9 calls, North 56 degrees 03 minutes 55 seconds West for a distance of 211.00 feet to a point; Thence, South 33 degrees 56 minutes 05 seconds West for a distance of 41.71 feet to a point; Thence, North 72 degrees 59 minutes 27 seconds West for a distance of 325.10 feet to a point; Thence, North 72 degrees 59 minutes 27 seconds West for a distance of 160.00 feet to a point; Thence, North 62 degrees 40 minutes 3 seconds West for a distance of 71.15 feet to a point; Thence, North 74 degrees 19 minutes 47 seconds West for a distance of 92.84 feet to a point; Thence, North 59 degrees 15 minutes 59 seconds West for a distance of 278.98 feet to a point; Thence, North 73 degrees 31 minutes 24 seconds West for a distance of 645.66 feet to a point; Thence, South 64 degrees 46 minutes 56 seconds West for a distance of 135.89 feet to a point; Thence, leaving new zoning line and along the Eastern right-of-way of Miller Road, North 02 degrees 47 minutes 44 seconds East for a distance of 650.70 feet to a point; Thence, continuing along said right-of-way for the next 4 calls, South 87 degrees 14 minutes 59 seconds East for a distance of 10.00 feet to the beginning of a curve; Thence, along a curve, said curve turning to the right through an angle of 5° 51' 27", having a radius of 278 feet, and whose long chord bears North 16 degrees 46 minutes 44 seconds East for a distance of 28.41 feet to a point; Thence, North 16 degrees 59 minutes 26 seconds East for a distance of 20.62 feet to a point; Thence, North 61 degrees 59 minutes 16 seconds East for a distance of 29.03 feet to a point, which is the point of beginning, said tract containing 1,696,153 square feet or 38.94 acres, more or less. further identified as Tax Map 88, Parcel 38.94 p/o

WHEREAS, the Planning Commission staff recommends APPROVAL and the Regional Planning Commission recommends APPROVAL of said application.

NOW, THEREFORE, BE IT RESOLVED by the Montgomery County Board of County Commissioners assembled in regular session on this 11th day of December, 2017, that the zone classification of the property of Matt Rudolph Jr. Trust from R-1 to C-5 is hereby approved.

Duly passed and approved this 11th day of December, 2017.



Attested:

Kellie A. Jackson
County Clerk

Sponsor David A. Ryple
Commissioner Robert R. Hills
Approved Ji Dumas
County Mayor

CZ-17-2017

On Motion to Adopt by Commissioner Keene, seconded by Commissioner Nichols, the foregoing Resolution was Adopted by the following roll call vote:

District	Commissioner	Vote	District	Commissioner	Vote	District	Commissioner	Vote
1	John M. Gannon	Y	8	Ron J. Sokol	---	15	David Harper	Y
2	Charles Keene	Y	9	John M. Genis	Y	16	Wallace Redd	Y
3	Ed Baggett	---	10	Martha Brockman	Y	17	Jason A. Hodges	Y
4	Joe Weyant	Y	11	Joe L. Creek	Y	18	Monroe Gildersleeve	Y
5	Robert Gibbs	Y	12	Robert Nichols	Y	19	Garland Johnson	Y
6	Arnold Hodges	Y	13	Audrey Tooley	Y	20	Jerry Allbert	Y
7	Brandon Butts	Y	14	Tommy Vallejos	---	21	Larry Rocconi	Y

Yeses – 18 Noes – 0 Abstentions – 0

ABSENT: Ed Baggett, Ron J. Sokol, and Tommy Vallejos (3)

RESOLUTION OF THE MONTGOMERY COUNTY BOARD OF
COMMISSIONERS
AMENDING THE ZONE CLASSIFICATION OF THE PROPERTY OF
JACK DOWLEN

WHEREAS, an application for a zone change from AG Agricultural District to M-1 Light Industrial District has been submitted by Jack Dowlen and

WHEREAS, said property is identified as County Tax Map 040, parcel 007.00, containing 6.03 acres, situated in Civil District 13, located Property fronting on the South frontage of Dunlop Lane 900 +/- feet east of the Dunlop lane and Steelstock Road intersection; and

WHEREAS, said property is described as follows:

Beginning at a point, said point being in the southern right of way margin of Dunlop lane 752 +/- feet east of the centerline of the Dunlop Lane and Sheetrock Road intersection, said point further identified as the northeast corner of the Coca-Cola Bottling Company, thence in a easterly direction 412 +/- feet to a point, said point being the northeast corner of the herein described tract and the southwest corner of the Dunlop Lane and Baynham Lane intersection, thence in a southerly direction with the western margin of Baynham Lane 684 +/- feet to a point, said point being the northeast corner of the Industrial Development Board property, thence in a westerly direction 410 +/- feet with the northern boundary of the Industrial Development Board property to a point, said point being the southeast corner of the Coca-Cola Bottling Company, thence in a northerly direction 599 +/- feet with the eastern property boundary of the Coca-Cola Bottling Company to the point of beginning, said tract containing 6.03 +/- acres, further identified as Tax Map 40, Parcel 07.00.

WHEREAS, the Planning Commission staff recommends APPROVAL and the Regional Planning Commission recommends APPROVAL of said application.

NOW, THEREFORE, BE IT RESOLVED by the Montgomery County Board of County Commissioners assembled in regular session on this 11th day of December, 2017, that the zone classification of the property of Jack Dowlen from AG to M-1 is hereby approved.

Duly passed and approved this 11th day of December, 2017.



Attested:

Keller A. Jackson
County Clerk

Sponsor Dave A. Ruppel
Commissioner Robert C. Dick
Approved J. J. Dumas
County Mayor

CZ-18-2017

On Motion to Adopt by Commissioner Gannon, seconded by Commissioner Keene, the foregoing Resolution was Adopted by the following roll call vote:

District	Commissioner	Vote	District	Commissioner	Vote	District	Commissioner	Vote
1	John M. Gannon	Y	8	Ron J. Sokol	---	15	David Harper	Y
2	Charles Keene	Y	9	John M. Genis	Y	16	Wallace Redd	Y
3	Ed Baggett	---	10	Martha Brockman	Y	17	Jason A. Hodges	Y
4	Joe Weyant	Y	11	Joe L. Creek	Y	18	Monroe Gildersleeve	Y
5	Robert Gibbs	Y	12	Robert Nichols	Y	19	Garland Johnson	Y
6	Arnold Hodges	Y	13	Audrey Tooley	Y	20	Jerry Allbert	Y
7	Brandon Butts	Y	14	Tommy Vallejos	---	21	Larry Rocconi	Y

Yeses – 18 Noes – 0 Abstentions – 0

ABSENT: Ed Baggett, Ron J. Sokol, and Tommy Vallejos (3)

**RESOLUTION TO APPROPRIATE FUNDING FOR MONTGOMERY COUNTY'S
PORTION OF A GRANT MATCH TO SECURE ADDITIONAL GRANT REVENUE
ON AN EXISTING GRANT FOR THE CLARKSVILLE-MONTGOMERY
COUNTY REGIONAL AIRPORT**

WHEREAS, the Montgomery County Commission acknowledges the desirability to have a safe and functional airport; and

WHEREAS, the State of Tennessee Department of Transportation-Aeronautic Division (the State) has issued grants to the Clarksville Regional Airport (the Airport) totaling \$11,400,000.00 to correct safety issues in and around the Airport runways; and

WHEREAS, the bid amount of the project exceeded the original grant amount by \$1,529,070.00 and the State increased the grant amount to accommodate the bid; and

WHEREAS, an additional \$153,008.00 from both Montgomery County and the City of Clarksville is required to match the additional grant funding, \$306,016.00; and

WHEREAS, the new total value of the grant will become \$12,929,070; and

WHEREAS, the county currently has unexpended airport appropriations in the general capital projects funds of \$61,576.00 decreasing the requested amount to \$91,432.00.

NOW, THEREFORE, BE IT RESOLVED by the Montgomery County Board of Commissioners assembled in Regular Session on this 11th day of December, 2017, that \$91,432.00 be appropriated from the unassigned fund balance of the county general fund balance and paid to the Clarksville Regional Airport for additional grant match. Account 101-58220-00000-58-53160 will be increased \$91,432.00.

Duly passed and approved this 11th day of December, 2017.


 Attested Kylie A. Jackson
 County Clerk

Sponsor [Signature]
 Commissioner Charles D. Kane
 Approved [Signature]
 County Mayor

17-12-1

On Motion to Adopt by Commissioner J. Hodges, seconded by Commissioner Genis, the foregoing Resolution was Adopted by the following roll call vote:

District	Commissioner	Vote	District	Commissioner	Vote	District	Commissioner	Vote
1	John M. Gannon	Y	8	Ron J. Sokol	---	15	David Harper	Y
2	Charles Keene	Y	9	John M. Genis	Y	16	Wallace Redd	Y
3	Ed Baggett	---	10	Martha Brockman	Y	17	Jason A. Hodges	Y
4	Joe Weyant	Y	11	Joe L. Creek	Y	18	Monroe Gildersleeve	Y
5	Robert Gibbs	Y	12	Robert Nichols	Y	19	Garland Johnson	Y
6	Arnold Hodges	Y	13	Audrey Tooley	Y	20	Jerry Allbert	Y
7	Brandon Butts	Y	14	Tommy Vallejos	---	21	Larry Rocconi	Y

Yeses – 18 Noes – 0 Abstentions – 0

ABSENT: Ed Baggett, Ron J. Sokol, and Tommy Vallejos (3)

**RESOLUTION TO APPROPRIATE FUNDING FOR THE PURCHASE AND
INSTALLATION OF LED LIGHTING FOR SOLAR WAY**

WHEREAS, solar lighting was purchased and installed on Solar Way located on the northern area of the county; and

WHEREAS, the back-up batteries installed to prevent outages of the lights due to weather conditions has reached the end of their useful life and have started to fail; and

WHEREAS, it has been determined that the most cost effective resolution of the issue is to replace the current solar lighting with new energy efficient solar LED lighting; and

WHEREAS, the cost to purchase and install the solar LED lighting is estimated not to exceed \$60,000.00.

NOW, THEREFORE, BE IT RESOLVED by the Montgomery County Board of Commissioners assembled in Regular Session on this 11th day of December, 2017, that \$60,000.00 be appropriated from the unassigned fund balance of the general fund to the following account.

131-68000-00000-68-57990 Other Contracted Services \$60,000.00

Duly passed and approved this 11th day of December, 2017.



Attested

Kerrie A. Jackson
County Clerk

Sponsor

J. Dunette

Commissioner

Charles D. Keel

Approved

J. Dunette
County Mayor

17-12-2

On Motion to Adopt by Commissioner Allbert, seconded by Commissioner Rocconi, the foregoing Resolution was Adopted by the following roll call vote:

District	Commissioner	Vote	District	Commissioner	Vote	District	Commissioner	Vote
1	John M. Gannon	Y	8	Ron J. Sokol	---	15	David Harper	Y
2	Charles Keene	Y	9	John M. Genis	Y	16	Wallace Redd	Y
3	Ed Baggett	---	10	Martha Brockman	Y	17	Jason A. Hodges	Y
4	Joe Weyant	Y	11	Joe L. Creek	Y	18	Monroe Gildersleeve	Y
5	Robert Gibbs	Y	12	Robert Nichols	Y	19	Garland Johnson	Y
6	Arnold Hodges	Y	13	Audrey Tooley	Y	20	Jerry Allbert	Y
7	Brandon Butts	Y	14	Tommy Vallejos	---	21	Larry Rocconi	Y

Yeses – 18 Noes – 0 Abstentions – 0

ABSENT: Ed Baggett, Ron J. Sokol, and Tommy Vallejos (3)

**RESOLUTION APPROVING A PAYMENT IN LIEU OF TAXES PROGRAM
FOR THE CLARKSVILLE HOUSING AUTHORITY**

WHEREAS, the Clarksville Housing Authority (“CHA”) is authorized by *Tennessee Code Annotated § 13-20-104 et seq.*; as amended (the “ACT”), among other things, to establish a payment in lieu of ad valorem taxes program (“CHA PILOT”); and

WHEREAS, the CHA, so that it may continue its public benefit purposes of providing safe, decent, and affordable housing for low and moderate income families within the City of Clarksville, and such purposes to be furthered by providing the CHA PILOT restricted exclusively for projects developed through the assistance of low income housing tax credits (“LIHTC”), under Section 42 of the Internal Revenue Code of 1986, as amended (the “Code”); and

WHEREAS, the CHA has been approved to provide (i) payment in lieu of taxes (“PILOT”) from lessees operating LIHTC property deemed to be in furtherance of the CHA’s public purposes and (ii) the maximum term of the CHA PILOT shall be fifteen (15) years; and

WHEREAS, pursuant to authorization under the Act, upon the acquisition of such facilities by the CHA, the facilities become exempt from all property taxation pursuant to the Act. Contemporaneously, the CHA shall enter into a lease agreement, dated as of approximately even date herewith (the “PILOT Agreement”) with the Lessee setting forth certain rights and responsibilities between the parties; and

WHEREAS, the Lessee has requested the CHA to enter into the PILOT for the purposes of the maintenance and continued development of certain qualified multi-family residential facilities for low and moderate income persons located at 1420 Paradise Hill Road, Clarksville, Montgomery County, Tennessee 37043 (the “Project”); and

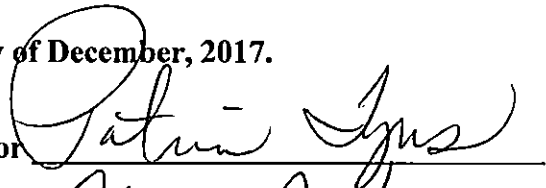
WHEREAS, the CHA has determined that the Lessee is operating a low income housing tax credit property and is willing to enter into and the Lessee is willing to pay a PILOT on the Project as more fully described below; and

WHEREAS, the Act allows the CHA to enter into PILOT agreements with its lessees and the CHA hereby finds and declares that the Project and the PILOT hereunder are in furtherance of the CHA's purposes set forth in the Act.

NOW, THEREFORE, BE IT RESOLVED by the Montgomery County Board of Commissioners, that the Clarksville Housing Authority's request to enter into the PILOT for the purposes of the maintenance and continued development of certain qualified multi-family residential facilities for low and moderate income persons located at 1420 Paradise Hill Road, Clarksville, Montgomery County, Tennessee 37043, based upon Exhibit A, an agreement between the Clarksville Housing Authority and LSA Grier South Central Village of Clarksville, LLC, attached hereto, is approved.

Duly passed and approved on this the 11th day of December, 2017.

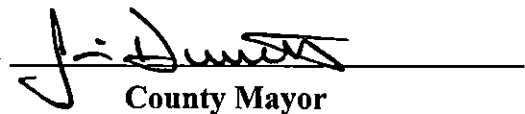
Sponsor




Commissioner



Approved


County Mayor

Attested


County Clerk



PILOT AGREEMENT

This PILOT AGREEMENT (the "Agreement") is made and entered into as of the ____ day of December, 2017, by and between Clarksville Housing Authority, a public body corporate and politic under the laws of the State of Tennessee ("CHA"), and LSA Grier South Central Village of Clarksville, LLC, a limited liability company organized and existing under the laws of the State of Tennessee (the "Lessee").

RECITALS:

1. Clarksville Housing Authority ("CHA") is authorized by Tennessee Code Annotated Section 13-20-104 et seq., as amended (the "Act"), among other things, to establish a payment in lieu of ad valorem taxes program ("CHA PILOT").

2. CHA, so that it may continue its public benefit purposes of providing safe, decent and affordable housing for low and moderate income families within the City of Clarksville, and such purposes to be furthered by providing the CHA PILOT restricted exclusively for projects developed through the assistance of low income housing tax credits ("LIHTC"), under Section 42 of the Internal Revenue Code of 1986, as amended (the "Code").

3. CHA has been approved to provide (i) payment in lieu of taxes ("PILOT") from lessees operating LIHTC property deemed to be in furtherance of CHA's public purposes and (ii) the maximum term of the CHA PILOT shall be fifteen (15) years.

4. Pursuant to authorizations under the Act, upon the acquisition of such facilities by the CHA, the facilities become exempt from all property taxation pursuant to the Act. Contemporaneously, the CHA shall enter into a lease agreement, dated as of approximately even date herewith (the "PILOT Lease Agreement") with the Lessee setting forth certain rights and responsibilities between the parties.

5. The Lessee has requested the CHA to enter into the PILOT for the purposes of the maintenance and continued development of certain qualified residential rental facilities for low and moderate-income elderly persons located at 1420 Paradise Hill Road, Clarksville, Montgomery County, Tennessee 37043 (the "Project").

6. The CHA has determined that the Lessee is operating a low income housing tax credit property and is willing to enter into and the Lessee is willing to pay a PILOT on the Project as more fully described below.

7. The Act allows the CHA to enter into PILOT agreements with its lessees and the CHA hereby finds and declares that the Project and the PILOT hereunder are in furtherance of the CHA's purposes set forth in the Act.

NOW, THEREFORE, in consideration of the recited premises, the mutual covenants contained herein, and other good and valuable consideration, the receipt and legal sufficiency of which is hereby acknowledged, the parties hereto agree as follows:

Section 1. Conditions Precedent. This Agreement and the obligation of the Lessee to pay, the PILOT described herein, is specifically conditioned upon:

1. The Lessee transferring good and marketable title, via Quitclaim Deed, to the Project to the CHA;
2. The CHA, and the Lessee entering into a PILOT Lease Agreement for the Project, dated the date hereof leasing the Project to the Lessee for the full term of the CHA PILOT, under certain terms and conditions.
3. The Lessee providing to the CHA a commitment of title insurance acceptable to CHA from an approved title insurance company evidencing that CHA is an insured party;
4. The Lessee shall furnish casualty and liability insurance coverage on the subject property with minimum limits equal to the full value of the property, with the CHA listed as an additional insured.
5. The receipt of compliance with the above requirements and acceptance by the CHA shall be evidenced, in writing, from the CHA to the Lessee. Failure to receive such written notification of compliance shall render this Agreement null and void *ab initio*.
6. The Lessee shall be responsible for the payment of all costs, including reasonable attorneys' fees, incurred in effecting the transfer of title of the Project to the CHA, finalization of the PILOT Lease Agreement, the Agreement and related transaction documents.
7. [Intentionally Omitted].
8. Upon satisfaction of numbers 1-7, the Lessee, its successors and assigns shall be responsible for the PILOT Payment, on an annual basis, equal to the amount calculated in accordance with Section 3(a) below, and paid in accordance with Section 3(b) below. Said PILOT Payment shall be collected by the Manager, as defined in the Lease Agreement, in such manner as will allow the timely payment to each taxing authority on an annual basis.

Section 2. Subject Property. The Lessee warrants that the following is a full and complete listing of all parcels, tax identification numbers and the applicable 2017

assessed taxes for all real property to be acquired by the CHA in connection with the Agreement:

Facility Name	Address	County Tax I.D. Number	Clarksville City 2017 Assessed Taxes	Montgomery County 2017 Assessed Taxes
South Central Village of Clarksville	1420 Paradise Hill Road, Clarksville, TN 37043	080H-E 022.01	\$ _____	\$ _____

Section 3. PILOT Payments.

(a) Each year during the term hereof, Lessee shall make PILOT Payments, in lieu of Clarksville and Montgomery County ad valorem taxes, in amounts as computed as indicated below for the property located at 1420 Paradise Hill Road, Clarksville, Montgomery County, Tennessee 37043, and bearing the Tax ID Nos. set forth in the preceding Section hereof, that otherwise would have been due and payable with regard to the Project were it owned by a tax paying entity and subject to such taxation. During the term hereof, the Lessee shall make the following annual PILOT Payments:

The tax assessment of the Project shall be a "PILOT Payment" comprised of the Base Rent. The Base Rent shall be equal to the sum of (A) \$12,624.14 (or the \$94.21 per unit) for the City of Clarksville, and (B) \$45,158.00 (or the \$337.00 per unit) for the County of Montgomery, Tennessee. Commencing in 2019, the Base Rent shall be increased by the annual adjustment factor applicable to the Project published by the Department of Housing and Urban Development as provided by Section 8 of the U.S. Housing Act of 1937. These PILOT Payments shall be paid in the same manner and to the same tax collectors as are ad valorem taxes paid to the City of Clarksville and County of Montgomery, Tennessee.

(b) The PILOT Payment shall be collected by the Manager and paid as follows: (i) the portion of the PILOT attributable to the City of Clarksville property taxes shall be paid to the City of Clarksville, Treasurer, City Hall, 1 Public Square, Clarksville, Tennessee 37040 on or before February 28 of each year, and (ii) the portion of the PILOT attributable to the County of Montgomery property taxes shall be paid to the County Trustee, 1 Millennium Plaza, Clarksville, Tennessee 37040 on or before February 28 of each year.

(c) The Manager shall collect and pay the PILOT Payment to the applicable taxing authorities of the City and County.

(d) Upon the reconveyance to the Lessee of the title to the Project by the CHA, as shall be governed by the PILOT Lease Agreement, any past due PILOT Payments,

interest and penalties shall become immediately due and payable, and thereafter, the facilities of the Project shall immediately be subject to regular ad valorem taxation.

Section 4. Term. The Term of this Agreement shall be for a period of fifteen (15) years, to commence January 1, 2018 and ending December 31, 2032, but may terminate on the earliest to occur of: (1) the failure of the condition precedents as set forth in Section 1 above; (2) the date upon which all PILOT Payments and any interest and penalties thereon have been paid and the CHA has transferred title to the Project; (3) the foreclosure of any Mortgage on the Project and the conveyance of title thereafter to the successful bidder(s) at the foreclosure sale; (4) voluntary termination by the Lessee; or (5) sale of the Project by Lessee without prior written approval of a PILOT transfer application by the CHA, or (6) Lessee's continued default and failure to cure pursuant to the Lease or termination of the PILOT Agreement and Lease by Lessor pursuant to the terms of the Lease.

Section 5. Governing Law. This Agreement shall be governed by the laws of the State of Tennessee.

Section 6. Amendments. This Agreement shall be amended only by a written instrument executed by the parties hereto or their successors and assigns. This Agreement may not be materially amended without prior written approval of CHA.

Section 7. Notices. Any notice required to be given hereunder shall be given by certified mail, postage prepaid, at the address specified below, or at such other addresses as may be specified in writing by the party in question:

CHA: Executive Director
721 Richardson St.
Clarksville, Tennessee TN 37041

with copy to: _____ Harvill Ross, PLLC
_____ P.O. Box 925

_____ Clarksville, TN 37041-0925
Attn: _____ Stanley M. Ross

Lessee: LSA Grier South Central Village
of Clarksville, LLC
c/o LSA Capital, Inc.
6230 Wilshire Blvd.
Los Angeles, CA 90048

Manager: TESCO Properties, Inc.
2171 Judicial Drive, Suite 200

Germantown, Tennessee TN 38138

Attention: _____

Section 8. Severability. If any provision of this Agreement shall be invalid, illegal or unenforceable, the validity, legality and enforceability of the remaining provisions hereby shall not in any way be affected or impaired thereby.

Section 9. Binding Effect. The liabilities and obligations assumed by or imposed upon the parties hereto shall be binding upon their heirs, executors, administrators, legal representatives, successors and assigns.

Section 10. Counterparts. This Agreement may be executed in several counterparts, each of which shall be an original and all of which shall constitute but one and the same instrument.

IN WITNESS WHEREOF, the CHA and the Lessee have executed this Agreement by their duly authorized representatives, all as of the date first set forth above.

CLARKSVILLE HOUSING AUTHORITY

By: _____
Name: _____
Its: _____

**LSA GRIER SOUTH CENTRAL VILLAGE OF
CLARKSVILLE, LLC,**
a Tennessee limited liability company

By: _____
David Iskowitz, its Manager

(Additional signature appears on the following page)

Acknowledged, agreed to and accepted for the purposed provided for herein:

TESCO PROPERTIES, INC.

By: _____

Name: _____

Its: _____

Comparison Details	
Title	pdfDocs compareDocs Comparison Results
Date & Time	12/11/2017 3:24:57 PM
Comparison Time	3.98 seconds
compareDocs version	v4.3.0.48

Sources	
Original Document	[#D0658421.DOC] [v3] PILOT Agreement.DOC
Modified Document	[#D0658421.DOC] [v4] PILOT Agreement.DOC

Comparison Statistics	
Insertions	8
Deletions	5
Changes	6
Moves	0
Font Changes	0
Paragraph Style Changes	0
Character Style Changes	0
TOTAL CHANGES	19

Word Rendering Set Markup Options	
Name	Standard
<u>Insertions</u>	
Deletions	
<u>Moves / Moves</u>	
Font Changes	
Paragraph Style Changes	
Character Style Changes	
Inserted cells	
Deleted cells	
Merged cells	
Changed lines	Mark left border.
Comments color	By Author.
Balloons	False

compareDocs Settings Used	Category	Option Selected
Open Comparison Report after Saving	General	Always
Report Type	Word	Formatting
Character Level	Word	False
Include Headers / Footers	Word	True
Include Footnotes / Endnotes	Word	True
Include List Numbers	Word	True
Include Tables	Word	True
Include Field Codes	Word	True
Include Moves	Word	False
Show Track Changes Toolbar	Word	True
Show Reviewing Pane	Word	True
Update Automatic Links at Open	Word	False
Summary Report	Word	End
Include Change Detail Report	Word	Separate
Document View	Word	Print
Remove Personal Information	Word	False
Flatten Field Codes	Word	False

17-12-3

On Motion to Adopt by Commissioner Tooley, seconded by Commissioner Allbert, the foregoing Resolution was Adopted by the following roll call vote:

District	Commissioner	Vote	District	Commissioner	Vote	District	Commissioner	Vote
1	John M. Gannon	Y	8	Ron J. Sokol	---	15	David Harper	Y
2	Charles Keene	Y	9	John M. Genis	Y	16	Wallace Redd	N
3	Ed Baggett	---	10	Martha Brockman	Y	17	Jason A. Hodges	Y
4	Joe Weyant	Y	11	Joe L. Creek	Y	18	Monroe Gildersleeve	Y
5	Robert Gibbs	Y	12	Robert Nichols	Y	19	Garland Johnson	Y
6	Arnold Hodges	Y	13	Audrey Tooley	Y	20	Jerry Allbert	Y
7	Brandon Butts	Y	14	Tommy Vallejos	---	21	Larry Rocconi	Y

Yeses – 17 Noes – 1 Abstentions – 0

ABSENT: Ed Baggett, Ron J. Sokol, and Tommy Vallejos (3)

**RESOLUTION TO AMEND ANIMAL CARE AND CONTROL REGULATIONS
REGARDING RABIES VACCINATION REGISTRATION FEE AND COLLECTION**

WHEREAS, Animal Control regulations were amended by Resolution 17-8-4; and

WHEREAS, since that time evaluation of the current collection process and other discussions have occurred regarding a proper collection procedure for the collection of the rabies vaccination registration fee and the amount of the fee; and

WHEREAS, multiple meetings have taken place with government officials regarding collection procedures, interested parties to consider both past and current collection procedures which were adopted in writing by the Commission by Resolution 05-7-1 previously and the assessment of the state allowed registration fee; and

WHEREAS, the Animal Control committee has met and by vote requested that the Vaccination fee be changed so that the registration fee of \$5.00 will be the total fee collected whether the vaccination is for one year or three; that the fee collected for all vaccinations occurring during the month of March of each year shall be a reduced fee of \$1.00 whether the vaccination is for one year or three; and there should be established a collection procedure for collection of the fees by veterinarians at the point of sale and payment of same to the county; and

WHEREAS, the Montgomery County and the State of Tennessee have agreed to a joint interlocal agreement to affect the purposes of the state statute and collection of the registration fee.

NOW, THEREFORE, BE IT RESOLVED, that the rabies vaccination registration fee be enacted at \$5.00 for all vaccinations given for one year and \$5.00 for all vaccinations given for three years as required by statute except that during the month of March of each year, the fee shall be \$1.00; that the registration fee be collected by the licensed veterinarian authorized to issue the rabies vaccination by state statute at the time of the vaccination and then payable by the veterinarian or his operating entity, to the Montgomery County Trustee monthly, and Montgomery County will issue or designate tags to be delivered to the veterinarians to be affixed to the dog or cat clearly indicating their having vaccinated the animal and then record said vaccination and tag number and pay the registration fee to the local veterinarian for repayment to Montgomery County

as indicated with tag identification; and that Montgomery County adopts the Interlocal Agreement attached hereto and consents to be bound thereby.

Duly passed and approved this 11th day of December, 2017.



Attested

Kellie A. Jackson
County Clerk

Sponsor

J. Farrell

Commissioner

Charles D. Keene

Approved

J. Dumas
County Mayor

MEMORANDUM OF INTERLOCAL AGREEMENT
BETWEEN MONTGOMERY COUNTY, TENNESSEE,
AND THE STATE OF TENNESSEE
FOR RABIES VACCINATION PROTOCOL PURSUANT TO TENNESSEE CODE
ANNOTATED § 68-8-101

The parties hereto, the State of Tennessee, Department of Health, and Montgomery County, Tennessee, enter into this Agreement to execute a protocol by and between the parties consistent with the Resolutions of Montgomery County, Tennessee, and TCA § 68-8-101, et seq. which creates a mandatory vaccination for rabies on dogs and cats and allows Montgomery County, Tennessee, to institute a charge as a registration fee for purposes of rabies prevention. The State of Tennessee, Department of Health will be hereinafter referred to as “the State” and Montgomery County, Tennessee, will hereinafter be referred to as “the County”.

PURPOSE

The State and the County agree that the purpose of this Memorandum of Agreement~~Interlocal Agreement~~ is to create a mutually binding protocol by and between the State and the County for the efficient execution of the purposes of TCA § 68-8-101, et seq. which generally requires owners of dogs and cats to have administered a proper rabies vaccination yearly, or for a greater period if the appropriate vaccination is used, and supply proof of said vaccination to the State of Tennessee, Department of Health and the County of Montgomery, and for the collection of a registration fee by Montgomery County pursuant to the same statute. At the time of the mandatory vaccination by a licensed veterinarian, proof of the vaccination ~~is~~ shall be recorded in triplicate with a copy retained by the veterinarian, one copy given to the owner along with a “tag” provided by the State of Tennessee, Department of Health to the veterinarian, and one copy given to the State of Tennessee Department of Health providing the proof of vaccination as

shown. The tag is for display on the dog and the tag number ~~shall be recorded-is shown~~ on the proof of vaccination.

To achieve this purpose, the State and the County agree to the following:

1. Each year the State of Tennessee Department of Health will delivery to Montgomery County, Tennessee, Department of Animal Care and Control, rabies tags sufficient to be distributed to local veterinarians for the purposes of fulfilling the requirements of the statute and the recordation of ~~with respect to the recording and verification of~~ vaccinations. These tags ~~shall -be-are-~~ sequentially numbered. A list of all tags distributed will be kept by Animal Control to match with any vaccinated animal as necessary, and this list will be delivered to local Veterinarians.

2. The County, by and through Montgomery County Animal Care and Control or otherwise, will distribute these tags to local veterinarians and retain the sequential numbers of the groups of tags distributed. At the end of the year of tag distribution annually, Montgomery County Animal Control will account for all vaccinations reported, tags returned, and fees paid to confirm and reconcile compliance. A demand will be made upon any veterinarian for accounting for fees for all tags not returned by Montgomery County. The State may do so likewise.

3. The County, by resolution, has adopted a rabies vaccination fee consistent with the State's statutory authority. The registration fee is \$5.00 at the time of each annual vaccination or \$5.00 for any three- year vaccination, ~~-except provided, however,-~~ that during the month of March of each year the fee shall be-is reduced to \$1.00 per vaccination. At the time the vaccination is administered the veterinarian will collect the Montgomery County registration fee.

The ~~V~~veterinarian will submit proof of the administration of the vaccination, identification of the animal as required by the state statute, ~~along with and verification of~~ the tag number issued to each animal, and the registration fee collected by the veterinarian to the Montgomery County Trustee quarterly by the 10th day of April, July, October, and January showing the vaccinations occurring during the previous ~~3-month~~3-month period such that there will be four (4) reporting periods yearly. If a ~~V~~veterinarian wishes to submit the information required herein monthly, he/she may do so on the 10th day of each month for the ~~preceeding~~preceding month. These materials and fees will be delivered to the Montgomery County Trustee.

4. The County and the State agree that the State issued tag will be the official tag for proof of vaccination subject to confirmation based upon vaccination records. The State will not issue tags for vaccinations in Montgomery County otherwise. The State and County agree that the information required to be submitted by the ~~y~~Veterinarian ~~to the state~~ will be submitted to the Montgomery County Trustee, and that the Trustee will accept payment of the Montgomery County registration fee and submit that information and the records of vaccination received from the reporting veterinarian or veterinary clinic to the Montgomery County Animal Control~~State~~.

5. Within fifteen (15) days after the quarterly reporting period ends, the County Trustee shall deliver to Montgomery County Animal Control all vaccination reports and records showing all vaccinations occurring in Montgomery County, Tennessee, and list fees collected, and which numbered tags were issued and registration fees collected as provided by the ~~y~~Veterinarians. Montgomery County Animal Control will deliver this to the State of Tennessee Department of Health as required by the statute and this agreement.

6. Nothing in this Agreement is intended to violate or alter the requirements of Tennessee Code Annotated § 68-8-101, et seq., its purpose and effect.

7. The duration of this agreement is through December 31, -2018 and unless cancelled pursuant to the terms hereof, shall renew from year to year thereafter until December 31, -2022. —Thereafter this agreement and maybe renewed upon written agreement of the parties.—

8. There is no financing jointly.

9. The agreement does not require the holding of real or personal property.

10. Each party shall be solely liable for payment of its portion of all claims, liability, costs, expenses, demands, settlements, or judgments resulting from negligence, actions or omissions of itself or those for whom it is legally responsible relating to or arising under this Agreement. Any and all monetary claims against the State of Tennessee, its officers, agents, and employees in performing any responsibility specifically required under the terms of this Agreement shall be submitted to the Board of Claims or the Claims Commission of the State of Tennessee and shall be limited to those provided for in T.C.A. § 9-8-307

11. E-ither party may terminate this Agreement without cause for any reason upon thirty days notice. Said termination shall not be deemed a breach of Agreement. Upon such termination, the non-terminating party shall have no right to any actual general, special, incidental, consequential, or any other damages whatsoever of any description or amount.

12. If the County fails to properly perform its obligations under this Agreement in a timely

or proper manner, or if the County violates any terms of this Agreement, the State shall have the right to immediately terminate the Agreement. —Nnotwithstanding the above. T-the County shall not be relieved of liability to the State for actual damages sustained by virtue of any breach of this Agreement by the County.

13. The County shall not assign this Agreement or subcontract for any of the services performed under this Agreement without obtaining the prior written approval of the State

14. This Agreement shall be construed in accordance with the laws of the State of Tennessee.

Entered into this _____ day of _____, 2017.

STATE OF TENNESSEE, DEPARTMENT OF
HEALTH

By:_____

MONTGOMERY COUNTY, TENNESSEE

By:_____

**MEMORANDUM OF AGREEMENT BETWEEN MONTGOMERY COUNTY,
TENNESSEE, AND THE STATE OF TENNESSEE FOR RABIES VACCINATION
PROTOCOL PURSUANT TO TENNESSEE CODE ANNOTATED (TCA) § 68-8-101**

The parties hereto, the State of Tennessee, Department of Health, and Montgomery County, Tennessee, enter into this Agreement to execute a protocol by and between the parties consistent with the Resolutions of Montgomery County, Tennessee, and TCA § 68-8-101, et seq. which creates a mandatory vaccination for rabies on dogs and cats and allows Montgomery County, Tennessee, to institute a charge as a registration fee for purposes of rabies prevention. The State of Tennessee, Department of Health will be hereinafter referred to as “the State” and Montgomery County, Tennessee, will hereinafter be referred to as “the County”.

PURPOSE

The State and the County agree that the purpose of this Memorandum of Agreement is to create a mutually binding protocol by and between the State and the County for the efficient execution of the purposes of TCA § 68-8-101, et seq. which generally requires owners of dogs and cats to have administered a proper rabies vaccination yearly, or for a greater period if the appropriate vaccination is used, and supply proof of said vaccination to the State of Tennessee, Department of Health and the County of Montgomery, and for the collection of a registration fee by Montgomery County pursuant to the same statute. At the time of the mandatory vaccination by a licensed veterinarian, proof of the vaccination shall be recorded in triplicate with a copy retained by the veterinarian, one copy given to the owner along with a “tag” provided by the State of Tennessee, Department of Health to the veterinarian and one copy given to the State providing the proof of vaccination as shown. The tag is for display on the dog and the tag number shall be recorded on the proof of vaccination.

To achieve this purpose, the State and the County agree to the following:

1. Each year the State of Tennessee, Department of Health will deliver to the Montgomery County Animal Care and Control, rabies tags sufficient to be distributed to local veterinarians for the purposes of fulfilling the requirements of the statute with respect to the recording and verification of vaccinations. These tags shall be sequentially numbered. A list of all tags distributed will be kept by Montgomery County Animal Care and Control to match with any vaccinated animal as necessary, and this list will be delivered to local veterinarians.

2. The County, by and through Montgomery County Animal Care and Control or otherwise, will distribute these tags to local veterinarians and retain the sequential numbers of the

groups of tags distributed. At the end of the year of tag distribution annually, Montgomery County Animal Care and Control will account for all vaccinations reported, tags returned, and fees paid to confirm and reconcile compliance. A demand will be made upon any veterinarian for accounting for fees for all tags not returned to Montgomery County. The State may do so likewise.

3. The County, by resolution, has adopted a rabies vaccination fee consistent with the State's statutory authority. The registration fee is \$5.00 at the time of each annual vaccination or \$5.00 for any three- year vaccination, provided, however, that during the month of March of each year the fee shall be reduced to \$1.00 per vaccination. At the time the vaccination is administered, the veterinarian will collect the Montgomery County registration fee. The veterinarian will submit proof of the administration of the vaccination, identification of the animal as required by the state statute, verification of the tag number issued to each animal, and the registration fee collected by the veterinarian to the Montgomery County Trustee quarterly by the 10th day of April, July, October, and January, showing the vaccinations occurring during the previous 3-month period such that there will be four (4) reporting periods yearly. If a veterinarian wishes to submit the information required herein monthly, he/she may do so on the 10th day of each month for the preceding month. These materials and fees will be delivered to the Montgomery County Trustee.

4. The County and the State agree that the State issued tag will be the official tag for proof of vaccination subject to confirmation based upon vaccination records. The State will not issue tags for vaccinations in Montgomery County otherwise. The State and County agree that the information required to be submitted by the veterinarian will be submitted to the Montgomery County Trustee and that the Montgomery County Trustee will accept payment of the Montgomery County registration fee and submit that information and the records of vaccination received from the reporting veterinarian or veterinary clinic to the Montgomery County Animal Care and Control.

5. Within fifteen (15) days after the quarterly reporting period ends, the Montgomery County Trustee shall deliver to Montgomery County Animal Care and Control all vaccination reports and records showing all vaccinations occurring in Montgomery County, Tennessee, and list fees collected, and which numbered tags were issued and registration fees collected as provided by the veterinarians. Montgomery County Animal Care and Control will deliver this to the State as required by the statute and this agreement.

6. Nothing in this Agreement is intended to violate or alter the requirements of TCA § 68-8-101, et seq., its purpose and effect.

7. The duration of this agreement is through December 31, 2018 and unless cancelled pursuant to the terms hereof, shall renew from year to year thereafter until December 31, 2022. Thereafter this agreement may be renewed upon written agreement of the parties.

8. There is no financing jointly.

9. The agreement does not require the holding of real or personal property.

10. Each party shall be solely liable for payment of its portion of all claims, liability, costs, expenses, demands, settlements, or judgments resulting from negligence, actions or omissions of itself or those for whom it is legally responsible relating to or arising under this Agreement. Any and all monetary claims against the State of Tennessee, its officers, agents, and employees in performing any responsibility specifically required under the terms of this Agreement shall be submitted to the Board of Claims or the Claims Commission of the State of Tennessee and shall be limited to those provided for in TCA § 9-8-307.

11. Either party may terminate this Agreement without cause for any reason upon thirty day notice. Said termination shall not be deemed a breach of Agreement. Upon such termination, the non-terminating party shall have no right to any actual general, special, incidental, consequential, or any other damages whatsoever of any description or amount.

12. If the County fails to properly perform its obligations under this Agreement in a timely or proper manner, or if the County violates any terms of this Agreement, the State shall have the right to immediately terminate the Agreement. Notwithstanding the above, the County shall not be relieved of liability to the State for actual damages sustained by virtue of any breach of this Agreement by the County.

13. The County shall not assign this Agreement or subcontract for any of the services performed under this Agreement without obtaining the prior written approval of the State.

14. This Agreement shall be construed in accordance with the laws of the State of Tennessee.

Entered into this the _____ day of _____, 2017.

STATE OF TENNESSEE, DEPARTMENT OF
HEALTH

By: _____

MONTGOMERY COUNTY, TENNESSEE

By: _____

17-12-4

On Motion to Adopt by Commissioner Johnson, seconded by Commissioner Rocconi, the foregoing Resolution was Adopted by the following roll call vote:

District	Commissioner	Vote	District	Commissioner	Vote	District	Commissioner	Vote
1	John M. Gannon	Y	8	Ron J. Sokol	---	15	David Harper	Y
2	Charles Keene	Y	9	John M. Genis	Y	16	Wallace Redd	N
3	Ed Baggett	---	10	Martha Brockman	Y	17	Jason A. Hodges	Y
4	Joe Weyant	Y	11	Joe L. Creek	Y	18	Monroe Gildersleeve	Y
5	Robert Gibbs	N	12	Robert Nichols	Y	19	Garland Johnson	Y
6	Arnold Hodges	N	13	Audrey Tooley	Y	20	Jerry Allbert	Y
7	Brandon Butts	Y	14	Tommy Vallejos	---	21	Larry Rocconi	Y

Yeses – 15 Noes – 3 Abstentions – 0

ABSENT: Ed Baggett, Ron J. Sokol, and Tommy Vallejos (3)


**County Clerk's Report
December 11, 2017**

Comes Kellie A. Jackson, County Clerk, Montgomery County, Tennessee, and presents the County Clerk's Report for the month of November, 2017.

I hereby request that the persons named on the list of new applicants to the office of Notary Public be elected. The Oath of the Judicial Commissioner is approved as taken.

This report shall be spread upon the minutes of the Board of County Commissioners.

This the 11th day of December, 2017.


County Clerk



OATH OF JUDICIAL COMMISSIONER

NAME

Kathy Claiborne

OFFICE

Judicial Commissioner

DATE

11/20/2017

MONTGOMERY COUNTY CLERK
KELLIE A JACKSON COUNTY CLERK
350 PAGEANT LANE SUITE 502
CLARKSVILLE TN 37040
Telephone 931-648-5711
Fax 931-572-1104

Notaries to be elected December 11, 2017

NAME	HOME ADDRESS AND PHONE	BUSINESS ADDRESS AND PHONE
1. LOIS C ALEXANDER	529 BRIARWOOD DRIVE CLARKSVILLE TN 37040 931 338 2156	529 BRIARWOOD DRIVE CLARKSVILLE TN 37040 931 338 2156
2. VICTORIA L. BAILEY	395 MCGEE COURT UNIT 6 CLARKSVILLE TN 37040 757 472 7355	2130 WILMA RUDOLPH BLVD CLARKSVILLE TN 37040 931 771 9071
3. JESSICA BARNETT	3383 MAZEY RD CEDAR HILL TN 37032 615 202 0189	1860 WILMA RUDOLPH BLVD SUITE CLAIRFIELD TN 37040 931 278 9767
4. VERONICA A BROOKS	2180 PEACHERS MILL RD CLARKSVILLE TN 37042 931 302 3162	
5. ANGELA RENEE' CORYELL	917 CROSSLAND AVE. CLARKSVILLE TN 37040 931-472-4722	1816 MADISON ST. CLARKSVILLE TN 37043 931-905-6121
6. SIMONE CUARINO	1643 RAVEN RD CLARKSVILLE TN 37042 931-801-5288	400 DEADRICK ST NASHVILLE TN 37243 615 532 6511
7. LORIE A GIBBS	1640 VISTA LANE CLARKSVILLE TN 37043 931 920 8809	585 A S RIVERSIDE DR CLARKSVILLE TN 37040 931 647 6543
8. JESSICA B GOODMAN	95 PLUMLEE DR UNIT 19 HENDERSONVILLE TN 37075 317-402-6709	1929 MADISON ST CLARKSVILLE TN 37043 3174026708
9. HELEN GROSS	100 KAYLA CT CLARKSVILLE TN 37043 931 933 1367	1929 MADISON ST CLARKSVILLE TN 37043 931 920 1761
10. STACI HARDIN	1181 SNOOPY DR CLARKSVILLE TN 37040 931-896-5668	2130 WILMA RUDOLPH BLVD CLARKSVILLE TN 37040 931 771 9071
11. KAREN L HARRINGTON	421 SHORT BLUFF DR CLARKSVILLE TN 37040 931 920 4224	1816 MADISON ST CLARKSVILLE TN 37040 931 905 6131
12. DEBRA HASSELL	700 DEAN RD CLARKSVILLE TN 37040 931 561 6796	523 MADISON ST STE A CLARKSVILLE TN 37040 931 905 3513

MONTGOMERY COUNTY CLERK
KELLIE A JACKSON COUNTY CLERK
350 PAGEANT LANE SUITE 502
CLARKSVILLE TN 37040
Telephone 931-648-5711
Fax 931-572-1104

Notaries to be elected December 11, 2017

NAME	HOME ADDRESS AND PHONE	BUSINESS ADDRESS AND PHONE
13. PARIS O HENDRIX	334 3RD ST CADIZ KY 42211 270 350 2311	821 N 2ND ST CLARKSVILLE TN 37042 931 553 1575
14. SANDRA M HETLAND	1770 RIVERHAVEN DR ADAMS TN 37010 931 358 0072	141 HATCHER LANE CLARKSVILLE TN 37043 931 207 8077
15. KANDACE JACKSON	1449 ADDISON DR CLARKSVILLE TN 37042 931 218 5740	1816 MADISON ST CLARKSVILLE TN 37043 931 905 6131
16. DOROTHY MAY KEARNS	924 MARTIN STREET CLARKSVILLE TN 37040 931-647-0213	131 HATCHER LANE STE A CLARKSVILLE TN 37040 931-645-9954
17. TAMMY C LEWIS	3391 DABNEY LN CLARKSVILLE TN 37043 931 801 7009	230 GREAT CIRCLE RD STE 229 NASHVILLE TN 37228 615 242 0909
18. PEGGY KAY MACIAS	911 GARRETTTSBURG RD CLARKSVILLE TN 37042 931-648-0002	120 COMMERCE ST CLARKSVILLE TN 37040 931648-0611ext6100
19. JULIE ANN MARKER	326 KIMBROUGH RD CLARKSVILLE TN 37043 931-920-4105	111 S RIVERSIDE DR CLARKSVILLE TN 37043 931-552-1700
20. LORI J MASON	130 LAWN STREET CLARKSVILLE TN 37040 931 645 6600	
21. JAMIE K MCADARAGH	141 ALLENWOOD DR CLARKSVILLE TN 37043 931 801 8197	50 FRANKLIN ST CLARKSVILLE TN 37040 931 920 4905
22. MELODY NALLEY	922 SOUTH RIDGE TRAIL CLARKSVILLE TN 37043 931 624 1984	185 HWY 176 CLARKSVILLE TN 37043 931 552 7555
23. TERRI R NORFLEET	250 DOGWOOD DR ERIN TN 37061 931-289-6281	3379 HWY 41A S CLARKSVILLE TN 37043 931-358-2223
24. DOUGLAS B PARKER	2601 MEMORIAL DRIVE CLARKSVILLE TNTN 37043 931-358-9524	118 FRANKLIN ST CLARKSVILLE TN 37040 931-551-4403
25. LEIGH ANN PARR	1017 DOVER RD CLARKSVILLE TN 37042 931 216 1725	1312 HWY 48/13 CLARKSVILLE TN 37040 931 553 1146

MONTGOMERY COUNTY CLERK
KELLIE A JACKSON COUNTY CLERK
350 PAGEANT LANE SUITE 502
CLARKSVILLE TN 37040
Telephone 931-648-5711
Fax 931-572-1104

Notaries to be elected December 11, 2017

NAME	HOME ADDRESS AND PHONE	BUSINESS ADDRESS AND PHONE
26. KIMBERLY PICCININNO	805 E ACCIPITER CIR CLARKSVILLE TN 37043 931 801 5861	2130 WILMA RUDOLPH BLVD CLARKSVILLE TN 37040 931 771 9070
27. CHERYL H POFF	227 E MEADOW CIRCLE CLARKSVILLE TN 37043 931 624 7963	185 HWY 76 CLARKSVILLE TN 37043 931 552 7555
28. BETH A POKORNY BECKEL	226 HAWKINS RD CLARKSVILLE TN 37040 931 551 4069	111 S RIVERSIDE DR CLARKSVILLE TN 37040 931 920 9215
29. ELIZABETH P PUGH	1971 CRIGMONT BLVD CLARKSVILLE TN 37043 931 624 8729	118 FRANKLIN ST CLARKSVILLE TN 37040 931 551 4403
30. PATTY REED-KING	649 IRON WORKERS RD CLARKSVILLE TN 37043 931 980 2068	647 DUNLOP LN SUITE 100 CLARKSVILLE TN 37040 931 551 8991
31. BARBARA K REESE	4371 ASHLAND CITY RD CLARKSVILLE TN 37043 931-603-6144	800 LAFAYETTE RD CLARKSVILLE TN 37042 931-648-5675
32. DANA ROBERTSON	4405 YORK LANDING RD WOODLAWN TN 37191 931 551 9760	116 CENTER COURT CLARKSVILLE TN 37040 931 647 0677
33. LASHANNON SANDERS	524 INVER LANE CLARKSVILLE TN 37042 678 361 5012	1594 FT CAMPBELL BLVD CLARKSVILLE TN 37042 931 645 2361
34. DANNETTE TAYLOR SEEDS	435 PORT ROYAL RD CLARKSVILLE TN 37040 931-338-2998	1309 TYLERTOWN RD CLARKSVILLE TN 37040 931 338 2998
35. NICOLE K SESSION	14 COVINGTON ST CLARKSVILLE TN 37040 732 599 5822	1300 FT CAMPBELL BLVD CLARKSVILLE TN 37042 931 552 1891
36. ALISHA SHAFFER	905 WALL STREET CLARKSVILLE TN 37040 931 801 8151	1915 ROSSVIEW RD CLARKSVILLE TN 37043 931 920 5594
37. NANCY R SMALL	675 MONTEE LANE CLARKSVILLE TN 37043 931-358-9083	2503 WILMA RUDOLPH BLVD CLARKSVILLE TN 3040 931 920 6734
38. CINDY L. SMITH	415 COUNTRY CLUB COURT CLARKSVILLE TN 37043 931-920-8841	135 COMMERCE ST. CLARKSVILLE TN 37040 931-553-2003

MONTGOMERY COUNTY CLERK
 KELLIE A JACKSON COUNTY CLERK
 350 PAGEANT LANE SUITE 502
 CLARKSVILLE TN 37040
 Telephone 931-648-5711
 Fax 931-572-1104

Notaries to be elected December 11, 2017

NAME	HOME ADDRESS AND PHONE	BUSINESS ADDRESS AND PHONE
39. J L R STEPHENS	930 LUCY LANE CLARKSVILLE TN 37043 931 206 6184	930 LUCY LANE CLARKSVILLE TN 37043 270 640 6300
40. MANDY STURDIVANT	963 RED BLUFF WAY ADAMS TN 37010 731 571 7703	2518 HWY 41A BYPASS CLARKSVILLE TN 37043 931 648 8620
41. EVA J TRAYLOR	424 GAYLEWOOD DR CLARKSVILLE TN 37043 931 206 8762	1608 HAYNES ST CLARKSVILLE TN 37043 931-648-5737
42. MELINDA TYRE	616 LONGERCREEK RD DOVER TN 37058 931 232 6382	1300 FORT CAMPBELL BLVD CLARKSVILLE TN 37042 931 552 1891
43. KANDICE CHANEL WALLACE	340 GLENN ST CLARKSVILLE TN 37040 931 801 6648	500 KRAFT ST CLARKSVILLE TN 37040 931 647 9750
44. KRISTIE WATSON	1334 N CALLYWOOD CT CLARKSVILLE TN 37040 931-561-3427	111 S RIVERSIDE DR CLARKSVILLE TN 37040 931-647-3600
45. CAROL L WILSON	2056 OLD CLARKSVILLE PK ASHLAND CITY TN 37015 615 247 8171	112 CENTER COURT CLARKSVILLE TN 37040 931 647 0244
46. ROBERT G WORTH	3815 HEAD RD ADAMS TN 37010 931 320 0438	2250-H WILMA RUDOLPH BLVD CLARKSVILLE TN 37040 931 647 3600
47. KATHY WRIGHT	5017 COLLINWOOD DR CLARKSVILLE TN 37042 931-906-3047	111 S RIVERSIDE DR CLARKSVILLE TN 37040 931 920 9225

County Clerk's Report

On Motion to Adopt by Commissioner Gannon, seconded by Commissioner Tooley, the foregoing County Clerk's Report was Approved by the following roll call vote:

District	Commissioner	Vote	District	Commissioner	Vote	District	Commissioner	Vote
1	John M. Gannon	Y	8	Ron J. Sokol	---	15	David Harper	Y
2	Charles Keene	Y	9	John M. Genis	Y	16	Wallace Redd	Y
3	Ed Baggett	---	10	Martha Brockman	Y	17	Jason A. Hodges	Y
4	Joe Weyant	Y	11	Joe L. Creek	Y	18	Monroe Gildersleeve	Y
5	Robert Gibbs	Y	12	Robert Nichols	Y	19	Garland Johnson	Y
6	Arnold Hodges	Y	13	Audrey Tooley	Y	20	Jerry Allbert	Y
7	Brandon Butts	Y	14	Tommy Vallejos	---	21	Larry Rocconi	Y

Yeses – 18 Noes – 0 Abstentions – 0

ABSENT: Ed Baggett, Ron J. Sokol, and Tommy Vallejos (3)

T.C.A. § 16-2-505(d) requires the counties to report measures taken to meet the Minimum Security Standards; however, we request that you review your Minimum Court Security Procedures as well to assure that you are meeting the security needs in your county. Also, in an effort to collect

the most pertinent information on this subject, please let us know if you have comments regarding the questions in the current survey or suggestions on the content of future surveys.

Lastly, please note that the Courtroom Security Committees of the Tennessee Judicial Conference and Tennessee General Sessions Judges Conference are working on revising the current Minimum Security Standards. The goal is to implement updated standards in early 2018. If that goal is met, we will distribute them to you as soon as possible after adoption by the judicial conferences.

If I can be of further assistance, please contact me at (615) 741-2687.

Enclosures

cc: Presiding Judges

West's Tennessee Code Annotated

Title 16. Courts

Chapter 2. Judicial Divisions and Districts

Part 5. Trial Courts.

Effective: August 11, 2009

T. C. A. § 16-2-505

§ 16-2-505. Judges; elections; staff, space, facilities and security needs

Currentness

(a) In any judicial district in which § 16-2-506 requires the election of an additional judge, the election shall occur in August of that year. The qualified voters of the judicial district in which the election is required shall elect a person to the office of judge for that district. That person shall possess the same qualifications, powers and duties and shall receive the same compensation, payable in the same manner, benefits, emoluments and dignity of office as is required or provided by law for other judges.

(b)(1) If the election occurs in 1984, 1986, or 1988, the person elected shall hold office until September 1, 1990, and until that person's successor is elected and qualified. Thereafter, a judge shall be elected for an eight-year term. At the regular August election in 1990, the qualified voters of all judicial districts required by § 16-2-506 to elect an additional judge in such year shall elect a person to such office for a full eight-year term. The person elected in 1990 as an additional judge for each such district shall possess the same qualifications, powers and duties and shall receive the same compensation, payable in the same manner, benefits, emoluments and dignity of office as is required or provided by law for other circuit court judges.

(2) If the election occurs in 1992, 1994, or 1996, the person elected shall hold office until September 1, 1998, and until the person's successor is elected and qualified. Thereafter, a judge shall be elected for an eight-year term. At the regular August election in 1998, the qualified voters of all judicial districts required by § 16-2-506 to elect an additional judge in 1992, 1994, 1996 or 1998 shall elect a person to such office for a full eight-year term. The person elected in 1998 shall possess the same qualifications, powers and duties and shall receive the same compensation, payable in the same manner, benefits, emoluments and dignity of office as is required or provided by law for other circuit court judges or chancellors.

(3) If the election occurs in 2000, 2002, or 2004, the person elected shall hold office until September 1, 2006, and until the person's successor is elected and qualified. Thereafter, a judge shall be elected for an eight-year term. At the regular August election in 2006, the qualified voters of all judicial districts required by § 16-2-506 to elect an additional judge in 2000, 2002, 2004 or 2006 shall elect a person to such office for a full eight-year term. The person elected in 2006 shall possess the same qualifications, powers and duties and shall receive the same compensation, payable in the same manner, benefits, emoluments and dignity of office as is required or provided by law for other circuit court judges or chancellors.

(4) Any vacancy occurring in the office of one (1) of the circuit court judges elected pursuant to § 16-2-506 shall be filled as provided by law.

(c) Upon the election of a judge pursuant to § 16-2-506, there is created the position of secretary for that judge. The judge shall select a suitable person to fill the position of secretary and that person shall receive the same compensation, payable in the same manner, as is provided by law for the secretary of the other judges in the district. The secretary shall perform the duties assigned by the judge.

(d)(1) It is the responsibility of the counties comprising the judicial district to provide a judge elected pursuant to § 16-2-506 with sufficient space and facilities in which to conduct the business and duties of the court.

(2) Each county shall establish a court security committee composed of the county mayor, sheriff, district attorney general, the presiding judge of the judicial district and a court clerk from the county to be designated by the presiding judge, for the purpose of examining the space and facilities to determine the security needs of the courtrooms in the county in order to provide safe and secure facilities.

(3) Upon completion of the examination of security needs, the following procedure shall be followed:

(A) The administrative office of the courts shall distribute to each court security committee a copy of the minimum security standards as adopted by the Tennessee judicial conference, and each committee shall review and consider these standards in determining court security needs.

(B) No later than May 15 each year, the court security committee shall report its findings to the county legislative body and the administrative office of the courts.

(C) The county legislative body shall review and consider the recommendations of the court security committee in the preparation of each fiscal year budget.

(D) No later than December 1 each year, the county legislative body shall report to the administrative office of the courts any action taken to meet the security needs.

(E) No later than January 15 each year, the administrative office of the courts shall report to the general assembly on the compliance by each county government with the security needs established by the court security committee.

(4) Any recommendation by the court security committee requiring county expenditures shall be subject to approval of the county legislative body.

(e) Any person who seeks election to the office of circuit court judge, criminal court judge, law and equity court judge or chancellor, whether the judgeship is created by this part or was in existence on April 1, 1984, shall qualify as provided by law with the various election commissions in the counties comprising the judicial district in which the person seeks election. At the time of qualification, the person shall designate to each such commission the court and part of the court, if any, to which that person seeks election. If properly qualified, the names of all of the judicial candidates shall appear on the official ballot by the court and part of court, if any, previously designated and the candidate who shall receive the highest number of votes cast for judge of each part of each court shall be declared elected.

Credits

1984 Pub.Acts, c. 931, § 5; 1993 Pub.Acts, c. 506, §§ 1, 2, eff. May 31, 1993; 1995 Pub.Acts, c. 225, § 1, eff. May 12, 1995; 2001 Pub.Acts, c. 268, § 1, eff. May 22, 2001; 2003 Pub.Acts, c. 90, § 2, eff. July 1, 2003.

Notes of Decisions (3)

T. C. A. § 16-2-505, TN ST § 16-2-505

Current with laws from the 2017 First Reg. Sess. of the 110th Tennessee General Assembly. Pursuant to §§ 1-1-110, 1-1-111, and 1-2-114, the Tennessee Code Commission certifies the final, official version of the Tennessee Code and, until then, may make editorial changes to the statutes. References to the updates made by the most recent legislative session should be to the Public Chapter and not to the T.C.A. until final revisions have been made to the text, numbering, and hierarchical headings on Westlaw to conform to the official text.

End of
Document

© 2017 Thomson Reuters. No claim to original U.S. Government Works.

MINIMUM COURTROOM SECURITY STANDARDS

The Tennessee Judicial Conference and the Tennessee General Sessions Judges Conference being duly concerned with the health, welfare and the lives of court personnel, litigants and the general public have adopted the following minimum security standards and procedures to promote the security and safety of the members of the judiciary, court personnel and the public.

The cost and installation of such standards and procedures is more than offset by the security and protection it offers against bodily injury, loss of life and destruction of property.

MINIMUM COURTROOM SECURITY STANDARDS

1. Silent bench panic button connected directly to the sheriff's department or police department.
2. A bullet-proof bench.
3. Availability of an armed uniformed guard (court officer) in each courtroom during court sessions.
4. Court security training sessions for court officers.
5. Hand-held detectors (minimum of 2) and/or magnetometers in each county to assure the safety in each courthouse or courtroom.

MINIMUM COURT SECURITY PROCEDURES

1. Contact liaison on court security in the state court administrator's office for information on court security.
2. Conduct periodic security evaluations in each courtroom.
3. Prior to any new courtroom construction or courtroom renovation, the state court administrator should be consulted on matters relating to court security.
4. Medical and family data on each judge to be kept in the clerk's office including blood type, allergies or reactions to medication and any other type of medical problems that should be known in case of an emergency, and the names, addresses and telephone numbers of the next of kin.
5. An emergency procedures plan for each courtroom and judge's chambers for incidents involving hostage taking, fires, bomb threats, general evacuation and power failure or other sudden emergencies are to be made known to all court personnel.

MINIMUM COURTROOM SECURITY STANDARDS

6. Establish a courtroom security plan that covers everything from firearm exhibits to who has courtroom keys.
7. Establish well defined procedures for the transportation and handling of prisoners. The transportation of prisoners through areas where the public is present should be avoided. A holding cell should be provided convenient to the courtroom if the jail is not convenient.
8. A mobile security plan or team should be available for trials that are perceived as being extremely high risk.
9. All judicial staff employees should receive an orientation on court security procedures.

Adopted this 5th day of December, 1992 - Tennessee Judicial Conference.

Adopted this 17th day of February, 1993 - Tennessee General Sessions Judges Conference

2017
COUNTY COURTROOM SECURITY REPORT

Please consult with your county's designee in charge of courtroom security matters and answer all of the following questions:

Courtrooms

- | | |
|----------------------------------------------------------------------------------------------------------------------|-----------------|
| 1. Number of courtrooms used for State Trial Court(s) only. | <u>4</u> |
| 2. Number of courtrooms used for General Sessions Court(s). | <u>4</u> |
| a. Does your county hold Juvenile Court in a separate courtroom? | <u>(YES)</u> NO |
| b. If yes, how many of these courtrooms are designated for Juvenile Court only? | <u>1</u> |
| 3. Of the above mentioned courtrooms, how many are used for both State Trial Court(s) and General Sessions Court(s)? | <u>8</u> |
| 4. Total number of courtrooms in your county. | <u>8</u> |
| 5. Of the total number of courtrooms in your county, how many are designated to conduct criminal proceedings only? | <u>0</u> |

Silent Bench Panic Buttons

- | | |
|----------------------------------------------------------------------------------------------------------------------------------------------|----------|
| 1. Number of courtrooms equipped with silent bench panic button connected to the sheriff's department or police department. | <u>8</u> |
| a. How many of these were installed in 2017? | <u>8</u> |
| 2. Number of courtrooms equipped with bullet-proof benches. | <u>7</u> |
| a. How many of these were installed in 2017? | <u>0</u> |
| 3. Are there other areas in the courthouses in your county that are bullet-proof? | YES/NO |
| a. If yes, please list the other areas made with bullet-proof material (i.e. windows, court clerk areas, public transaction counters, etc.). | |
-

Court Officers

1. Is an armed uniformed guard (court officer – i.e. sheriff's deputy, private security agent, etc.) available in each courtroom during court sessions? YES/NO
YES
 - a. If no, is a court officer available in the courthouse? YES
2. Number of court officers in your county. 32
3. Number of court officers that have attended court security training sessions in 2017. 4
4. Do court officers in your county attend training at least annually? YES/NO
YES
 - a. If no, how often do court officers in your county receive training? YES

Magnetometers

1. Number of hand-held magnetometers in each courthouse. 8
 - a. How many of these were acquired in 2017. 2
2. Number of stand-alone magnetometers in each courthouse? 2
 - a. How many of these were installed in 2017? 2


Please list any security measures that you have taken in addition to those mentioned above to improve your facilities and/or to protect personnel between **December 2, 2016 and December 1, 2017 only**. Please do not include information from the previous years' reports.

Current addition of Two new courtroom and some security

upgrades (cameras)

2017
COUNTY COURTROOM SECURITY REPORT

Please include the name of the PERSON preparing this report, the COUNTY that you represent, and your contact information.

This report was prepared by (signature): 

Date: 19 October 2017

Please print name: James D. McManis

Please print title: Lieutenant Courts and Process Division

County: Montgomery

Address: 120 Commerce St

Clarksville, TN 37040

Telephone Number: 931-648-0611 ext 13301

Email Address: jmcmanis@mcgtn.net

**Please return this form by email, fax, or mail
no later than December 1, 2017 to:**

Ceesha Lofton
Administrative Office of the Courts
Nashville City Center
511 Union Street, Suite 600
Nashville, TN 37219
Phone – (615) 741-2687 Ext. 1090
Fax – (615) 741-6285
Email – Ceesha.Lofton@tncourts.gov

1. Public Entity:	
Name:	Montgomery County Government
Address	P.O. BOX 368 CLARKSVILLE TN 37041
Debt Issue Name:	2018 FEDERAL PROJECTS TRAN LOAN
If disclosing initially for a program, attach the form specified for updates, indicating the frequency required.	
2. Face Amount: \$ 1,000,000.00	
Premium/Discount:	\$ 0.00
3. Interest Cost: _____ %	
<input type="checkbox"/> Tax-exempt <input type="checkbox"/> Taxable	
<input type="checkbox"/> TIC <input type="checkbox"/> NIC.	
<input type="checkbox"/> Variable: Index _____ plus _____ basis points; or	
<input type="checkbox"/> Variable: Remarketing Agent _____	
<input checked="" type="checkbox"/> Other: <u>PRIME RATE AT TIME OF PAY OFF</u>	
4. Debt Obligation:	
<input checked="" type="checkbox"/> TRAN <input type="checkbox"/> RAN <input type="checkbox"/> CON	
<input type="checkbox"/> BAN <input type="checkbox"/> CRAN <input type="checkbox"/> GAN	
<input type="checkbox"/> Bond <input type="checkbox"/> Loan Agreement <input type="checkbox"/> Capital Lease	
If any of the notes listed above are issued pursuant to Title 9, Chapter 21, enclose a copy of the executed note with the filing with the Office of State and Local Finance ("OSLF").	
5. Ratings:	
<input checked="" type="checkbox"/> Unrated	
Moody's _____	Standard & Poor's _____
Fitch _____	
6. Purpose:	
<input type="checkbox"/> General Government _____ %	BRIEF DESCRIPTION
<input checked="" type="checkbox"/> Education <u>100.00</u> %	<u>TRAN LOAN</u>
<input type="checkbox"/> Utilities _____ %	
<input type="checkbox"/> Other _____ %	
<input type="checkbox"/> Refunding/Renewal _____ %	
7. Security:	
<input type="checkbox"/> General Obligation <input type="checkbox"/> General Obligation + Revenue/Tax	
<input checked="" type="checkbox"/> Revenue <input type="checkbox"/> Tax Increment Financing (TIF)	
<input type="checkbox"/> Annual Appropriation (Capital Lease Only) <input type="checkbox"/> Other (Describe): _____	
8. Type of Sale:	
<input type="checkbox"/> Competitive Public Sale <input checked="" type="checkbox"/> Interfund Loan <u>DEBT SERVICE FUND</u>	
<input type="checkbox"/> Negotiated Sale <input type="checkbox"/> Loan Program	
<input type="checkbox"/> Informal Bid	
9. Date:	
Dated Date: <u>11/27/2017</u>	Issue/Closing Date: <u>11/27/2017</u>

REPORT ON DEBT OBLIGATION

(Pursuant to Tennessee Code Annotated Section 9-21-151)

10. Maturity Dates, Amounts and Interest Rates *:

Year	Amount	Interest Rate	Year	Amount	Interest Rate
2018	\$ 1,000,000.00	0.0000 %		\$	%
	\$	%		\$	%
	\$	%		\$	%
	\$	%		\$	%
	\$	%		\$	%
	\$	%		\$	%
	\$	%		\$	%
	\$	%		\$	%
	\$	%		\$	%
	\$	%		\$	%
	\$	%		\$	%
	\$	%		\$	%
	\$	%		\$	%

If more space is needed, attach an additional sheet.

If (1) the debt has a final maturity of 31 or more years from the date of issuance, (2) principal repayment is delayed for two or more years, or (3) debt service payments are not level throughout the retirement period, then a cumulative repayment schedule (grouped in 5 year increments out to 30 years) including this and all other entity debt secured by the same source **MUST BE PREPARED AND ATTACHED**. For purposes of this form, debt secured by an ad valorem tax pledge and debt secured by a dual ad valorem tax and revenue pledge are secured by the same source. Also, debt secured by the same revenue stream, no matter what lien level, is considered secured by the same source.

* This section is not applicable to the Initial Report for a Borrowing Program.

11. Cost of Issuance and Professionals:

☒ No costs or professionals

	AMOUNT (Round to nearest \$)	FIRM NAME
Financial Advisor Fees	\$ 0	
Legal Fees	\$ 0	
Bond Counsel	\$ 0	
Issuer's Counsel	\$ 0	
Trustee's Counsel	\$ 0	
Bank Counsel	\$ 0	
Disclosure Counsel	\$ 0	
Paying Agent Fees	\$ 0	
Registrar Fees	\$ 0	
Trustee Fees	\$ 0	
Remarketing Agent Fees	\$ 0	
Liquidity Fees	\$ 0	
Rating Agency Fees	\$ 0	
Credit Enhancement Fees	\$ 0	
Bank Closing Costs	\$ 0	
Underwriter's Discount _____ %	\$ 0	
Take Down	\$ 0	
Management Fee	\$ 0	
Risk Premium	\$ 0	
Underwriter's Counsel	\$ 0	
Other expenses	\$ 0	
Printing and Advertising Fees	\$ 0	
Issuer/Administrator Program Fees	\$ 0	
Real Estate Fees	\$ 0	
Sponsorship/Referral Fee	\$ 0	
Other Costs	\$ 0	
TOTAL COSTS	\$ 0	

REPORT ON DEBT OBLIGATION

(Pursuant to Tennessee Code Annotated Section 9-21-151)

12. Recurring Costs:☒ No Recurring Costs

Remarketing Agent _____
 Paying Agent / Registrar _____
 Trustee _____
 Liquidity / Credit Enhancement _____
 Escrow Agent _____
 Sponsorship / Program / Admin _____
 Other _____

AMOUNT
(Basic points/\$)**FIRM NAME**
(If different from #11)**13. Disclosure Document / Official Statement:**☒ None Prepared☐ EMMA link _____ or☐ Copy attached _____**14. Continuing Disclosure Obligations:**

Is there an existing continuing disclosure obligation related to the security for this debt?

☐ Yes☒ No

Is there a continuing disclosure obligation agreement related to this debt?

☐ Yes☒ No

If yes to either question, date that disclosure is due _____

Name and title of person responsible for compliance _____

15. Written Debt Management Policy:

Governing Body's approval date of the current version of the written debt management policy

11/14/2011

Is the debt obligation in compliance with and clearly authorized under the policy?

☒ Yes☐ No**16. Written Derivative Management Policy:**☒ No derivative

Governing Body's approval date of the current version of the written derivative management policy _____

Date of Letter of Compliance for derivative _____

Is the derivative in compliance with and clearly authorized under the policy?

☐ Yes☐ No**17. Submission of Report:**

To the Governing Body:

on 12/11/2017

and presented at public meeting held on

12/11/2017

Copy to Director to OSLF:

on _____

either by:

☐ Mail to:

505 Deaderick Street, Suite 1600
 James K. Polk State Office Building
 Nashville, TN 37243-1402

OR

☒ Email to:StateAndLocalFinance.PublicDebtForm@cot.tn.gov**18. Signatures:****AUTHORIZED REPRESENTATIVE****PREPARER**Name: Jim DurrettShannon HoltTitle: County MayorAssistant Director of Accounts and BudgetsFirm: J. DurrettShannon, John HoltEmail: mayordurrett@mcqtn.netsholt@mcqtn.netDate: 11/28/201711/28/2017

**TO THE HONORABLE MEMBERS
OF THE BOARD OF COUNTY COMMISSIONERS
ASSEMBLED**

THIS, THE TWENTIETH DAY OF NOVEMBER, 2017

**THIS REPORT COVERS WORK DONE IN JULY, AUGUST, AND
SEPTEMBER, THE FIRST QUARTER OF THE FISCAL YEAR.**

GRADE & DRAINAGE – NEW CONSTRUCTION

None this quarter

BRIDGES & CULVERTS

St Paul Road
Poplar Springs Rd

Installed metal pipes on the following roads:

North Hinton Rd.	20'-15"	Pipe
Old Dover Road	7'-15"	Pipe
Richmond Place	20'-15"	Pipe
Drake Road	20'-15"	Pipe
Lakewood Dr.	20'-30"	Pipe
Center Road	4'-15"	Pipe
Richmond Place	20'-15"	Pipe
Kirkwood Rd.	100'-24"	Pipe
Old Dover Rd.	20'-12"	Pipe
Kirkwood Rd.	140'-24"	Pipe
Palmyra Rd.	5'-15"	Pipe
Chester Harris Rd.	20'-24"	Pipe
Seven Mile Ferry Rd.	60'-15"	Pipe
Malkowski Rd	20'-15"	Pipe

GUARDRAILS:

Cumberland Heights Rd.	1 line Post
	1 10" bolt
	3 rectangular washers
Sango Road	2 end caps
	8 nuts & bolts

PROJECTS:

None This Quarter

ROADS HOT MIXED:

Ten and fifty hundredths (10.50) miles of the following county roads were hot mixed.

Blooming Grove Rd.	1.00 Mile
J L Thompson Ln.	.24 Mile
Maple Tree Ln.	.10 Mile
Thompson Ln.	.21 Mile
Old Hwy 48	1.61 Mile
Seven Mile Ferry Rd.	1.10 Mile
Drake Road	1.64 Mile
Lock B Road N.	2.50 Mile
Buck Road	2.10 Mile

ROADS OILED & CHIPPED:

None This Quarter.

TRAFFIC CONTROL:

Sign Posts	71
Bridge Marker	1
Sleeves	13
Speed Limit	17
Stop signs	26
Road Markers	23
Tractor Sign	1
Chevrons	4
Dead End	1
Church Sign	1
Intersection	3
Suggested Speed	2
School Bus Stop	4
Stop Ahead	4
Adopt A Mile	2
Curve	2
Speed Zone Ahead	1
No Parking	1

ROADS STRIPED:

None This Quarter

ASPHALT PURCHASED:

Hot Mix	McAsphalt	11,734.54	Tons
---------	-----------	-----------	------

SS-1	None this quarter
------	-------------------

RS-2	None this quarter
------	-------------------

CRUSHED STONE:

Two thousand four hundred seventeen and eighty-eight hundredths (2,417.88) tons of crushed stone were hauled and placed on the county roads.

ROADS

Conaster Rd.	19.61
Old Hwy 48	726.91
General Roads	6.14
Gip Manning Rd.	6.82
Harvey Road	21.84
Sango Rd.	4.52
Chapel Hill Rd.	11.31
Chapel Hill Rd.	9.97
Antler Drive	6.93
Antler Drive	5.17
General Roads	6.96
Lewis Ln.	10.57
Old Hwy 48	446.12
Old Dover Rd.	6.77
Rabbit Run Trail	265.95
Lewis Lane	23.58
Spring Valley Rd.	6.14
Vick Road	4.15
Rabbit Run Trail	19.96
Rabbit Run Trail	20.19
Rabbit Run Trail	9.50
Richmond Place	11.17
General Roads	10.51
Mimi Road	20.24
Barney Road	4.53
Old Dover Rd.	8.23
Dunbar Rd.	10.57
Kirkwood Rd.	11.21
Dunbar Rd.	9.98
Adwood Rd.	10.19
Old Hwy 48 VULCAN	69.29
Old Dover Rd.	21.22
Dean Road	5.78

CRUSHED STONE (CONT)

Cooper Creek Rd.	26.52
Moore Hollow Rd.	3.95
Richmond Place	10.83
General Roads	15.44
Antioch Church Rd.	10.28
Moore Hollow Rd.	6.07
Center Road	5.66
Briarwood Rd.	5.32
Ryes Chapel Rd.	11.42
General Roads	6.14
Lakewood Road	96.26
Southside Rd	10.19
Deepwood Rd.	3.71
Hilltop Rd.	9.77
N. Stroudsville Rd.	19.53
Corbandale Road	5.70
Louise Road	5.86
General Roads	20.05
Jim Johnson Rd.	17.73
Seven Mile Ferry Rd.	16.62
Chester Harris Rd.	10.54
Seven Mile Ferry Rd.	20.58
Chester Harris Rd.	29.16
Norfleet Rd.	10.14
Louise Road	4.37
Vick Road	8.89
Rosson Rd.	20.07
Woodlawn Rd.	38.68
Woodlawn Rd.	38.46
Lake Road	8.88
Floyd Circle	10.41
Jim Johnson Rd.	18.44
Hutcheson Ln.	21.53
Batson Road	9.97
Grays Chapel Rd.	11.26
Deepwood Trail	10.83
Old Hwy 48	6.59


TOTAL TONS

2,417.88

Crushed stone is placed as needed on county roads; right-of way maintenance and patching continues daily.

Respectfully submitted,

MONTGOMERY COUNTY HIGHWAY DEPARTMENT



**Mike Frost,
Highway Supervisor**

MF:ka

TO THE HONORABLE COURT OF MONTGOMERY COUNTY
CLARKSVILLE, TENNESSEE

I RESPECTFULLY SUBMIT THE FOLLOWING REPORT SHOWING THE RECEIPTS AND
DISBURSEMENTS OF THE GENERAL ROAD FUNDS FOR THE QUARTER ENDING
September 30th, 2017

BEGINNING BANK BALANCE						\$4,148,002.32
		JULY	AUGUST	SEPTEMBER	TOTAL	
40110	CURRENT PROPERTY TAX				\$	-
40110	2 PUBLIC UTILITIES					
40120	TRUSTEE COL. PR. YEAR		\$ 9,372.75	\$ 9,993.51	\$	19,366.26
40125	TRUSTEES BANKRUPT	\$ 107.71	\$ 729.44	\$ 650.75	\$	1,487.90
40130	CIRCUIT/CHANCERY CT. COL	\$ 5,708.90	\$ 8,638.33	\$ 7,469.19	\$	21,816.42
40140	3 TRUSTEE-INT. & PENALTY	\$ 3,571.45	\$ 4,404.32	\$ 3,936.19	\$	11,911.96
40150	PICKUP TAXES					
40270	BUSINESS TAX		\$ 3,587.67	\$ 2,865.83	\$	6,453.50
40280	SERVANCE TAX					
40320	BANK EXCISE TAX					
44135	SALE OF GASOLINE		\$ 1,368.70	\$ 1,261.92	\$	2,630.62
44170	MISCELLANEOUS	\$ 374.00	\$ 1,727.29	\$ 590.00	\$	2,691.29
44145	SALE OF RECYCL MAT.					
44530	SALE OF EQUIPMENT					
46410	BRIDGE PROGRAM					
46420	STATE AID PROGRAM		\$ 23,156.37		\$	23,156.37
46920	GASOLINE TAX		\$ 276,727.51	\$ 318,104.67	\$	594,832.18
46930	GASOLINE INSPECTION FEE		\$ 10,362.04	\$ 10,362.15	\$	20,724.19
47590	FEDERAL THRU STATE					
44990	OTHER LOCAL REVENUE					
44520	INSURANCE RECOVERY	\$ 421.96			\$	421.96
47230	DISASTER RELIEF					
48120	PAVING AND MAINTENANCE				\$	-
49700	INSURANCE RECOVERY		\$ 18,504.26	\$ 705.91	\$	19,210.17
11410	ACCOUNTS RECEIVABLES	\$ 356,835.12			\$	356,835.12
TOTAL REVENUE		\$ 367,019.14	\$ 358,578.68	\$ 355,940.12	\$	1,081,537.94
TOTAL AVAILABILITY					\$	5,229,540.26

EXPENDATURES: JULY,AUGUST,SEPTEMBER 2017

GENERAL ADMINISTRATION - 61000	JULY	AUGUST	SEPTEMBER	TOTALS
101 COUNTY OFFICIAL	\$ 9,178.60	\$ 9,178.60	\$ 9,178.60	\$ 27,535.80
103 ASSISTANT	\$ 6,178.37	\$ 6,209.10	\$ 9,313.65	\$ 21,701.12
119, ACCOUNTANT/BOOKKEEPER	\$ 3,512.00	\$ 3,529.60	\$ 5,294.40	\$ 12,336.00
161 SECRETARY	\$ 2,884.80	\$ 2,899.20	\$ 4,348.80	\$ 10,132.80
162 PURCHASING CLERK	\$ 2,884.80	\$ 2,899.20	\$ 4,348.80	\$ 10,132.80
187 OVERTIME		\$ 16.55	\$ 11.03	\$ 27.58
191 COMMISSIONERS			\$ 900.00	\$ 900.00
201 SOCIAL SECURITY	\$ 1,461.08	\$ 1,463.45	\$ 2,003.17	\$ 4,927.70
204 STATE RETIREMENT	\$ 3,168.52	\$ 3,180.57	\$ 4,178.90	\$ 10,527.99
206 LIFE INSURANCE	\$ 22.00	\$ 22.00	\$ 22.00	\$ 66.00
207 MEDICAL INSURANCE	\$ 4,362.72	\$ 4,625.92	\$ 4,625.92	\$ 13,614.56
212 EMPLOYER MEDICARE	\$ 341.70	\$ 342.24	\$ 468.48	\$ 1,152.42
320 DUES & MEMBERSHIP	\$ 3,800.00			\$ 3,800.00
331 LEGAL SERVICES				\$ -
336 R & M SERVICE EQUIPT.				\$ -
337 R & M SERV-OFFICE EQUIPMENT				\$ -
347 PEST CONTROL				\$ -
348 POSTAL CHARGES				\$ -
349 PRINTING STAT. FORMS				\$ -
351 RENTALS		\$ 186.54	\$ 422.54	\$ 609.08
355 TRAVEL				\$ -
356 TUITION				\$ -
399 OTHER CONTRACTED SERV.	\$ 203.50	\$ 45.00		\$ 248.50
410 CUSTODIAN SUPPLIES				\$ -
411 DATA PROCESSING SUPPLIES				\$ -
413 DRUGS & MEDICAL SUPPLIES	\$ 127.62	\$ 60.45	\$ 210.98	\$ 399.05
414 DUPLICATING SUPPLIES				\$ -
422 FOOD SUPPLIES				\$ -
432 LIBRARY BOOKS				\$ -
435 OFFICE SUPPLIES		\$ 37.08	\$ 65.94	\$ 103.02
499 OTHER SUPPLIES & MATERIALS	\$ 18.55	\$ 8.70	\$ 126.26	\$ 153.51
TOTAL 61000	\$ 38,144.26	\$ 34,704.20	\$ 45,519.47	\$ 118,367.93

HIGHWAY BRIDGE MAINTENANCE - 62000

141 FOREMEN	\$ 40,826.10	\$ 41,029.22	\$ 61,543.88	\$ 143,399.20
142 MECHANICS	\$ 6,055.20	\$ 6,084.80	\$ 9,127.20	\$ 21,267.20
144 EQUIPMENT OP. HEAVY	\$ 40,145.34	\$ 40,362.81	\$ 60,471.43	\$ 140,979.58
145 EQUIPMENT OP. LIGHT	\$ 12,186.10	\$ 12,387.20	\$ 18,580.80	\$ 43,154.10
147 TRUCK DRIVERS	\$ 35,401.13	\$ 34,984.75	\$ 52,650.86	\$ 123,036.74
149 LABORERS	\$ 7,755.20	\$ 7,793.61	\$ 11,729.25	\$ 27,278.06
168 PART TIME	\$ 3,064.81	\$ 3,521.28	\$ 5,275.08	\$ 11,861.17
187 OVERTIME	\$ 793.24	\$ 1,107.47	\$ 5,131.97	\$ 7,032.68
201 SOCIAL SECURITY	\$ 8,374.33	\$ 8,289.20	\$ 13,034.05	\$ 29,697.58
204 STATE RETIREMENT	\$ 17,810.21	\$ 17,952.08	\$ 27,326.85	\$ 63,089.14
206 LIFE INSURANCE	\$ 214.50	\$ 214.50	\$ 210.10	\$ 639.10
207 MEDICAL INSURANCE	\$ 36,022.32	\$ 37,984.52	\$ 36,958.78	\$ 110,965.62
212 EMPLOYER MEDICARE	\$ 1,989.69	\$ 1,993.17	\$ 3,119.55	\$ 7,102.41
322 DRUG TESTING				\$ -
340 MEDICAL & DENTAL SERV.				\$ -
351 RENTALS		\$ 99.00		\$ 99.00
356 TUITION				\$ -
399 OTHER CONTRACTED SERVICE	\$ 140.00	\$ 154.00	\$ 6,115.00	\$ 6,409.00
404 ASPHALT HOT MIX	\$ 53,936.12	\$ 299,366.47	\$ 4,532.10	\$ 357,834.69
405 ASPHALT LIQUID				\$ -
408 CONCRETE				\$ -
409 CRUSHED STONE	\$ 13,453.55	\$ 949.36	\$ 3,951.86	\$ 18,354.77
419 EXPLOSIVES & DRILLING SUPPLIES				\$ -
420 FERTILIZER, LIME, CHEM., SEED		\$ 304.83		\$ 304.83
440 PIPE-METAL		\$ 4,176.75		\$ 4,176.75
444 SALT				\$ -

445 SAND				\$	-				
446 SMALL TOOLS				\$	-				
447 STRUCTURAL STEEL		\$	840.00	\$	840.00				
455 WOOD PRODUCTS				\$	-				
499 OTHER SUPPLIES & MATERIALS	\$	460.19	\$	1,245.70	\$	219.64	\$	1,925.53	
TOTAL 62000		\$	278,628.03	\$	520,840.72	\$	319,978.40	\$	1,119,447.15

OPERATION/MAINTENANCE OF EQUIPT. - 63100

141 FOREMEN	\$	4,897.62	\$	4,921.98	\$	7,382.97	\$	17,202.57	
142 MECHANICS	\$	12,755.36	\$	12,803.02	\$	19,328.75	\$	44,887.13	
147 TRUCK DRIVERS	\$	561.20	\$	2,244.80	\$	3,367.20	\$	6,173.20	
162 CLERICAL	\$	2,719.20	\$	2,732.80	\$	4,099.20	\$	9,551.20	
187 OVERTIME			\$	601.12	\$	816.10	\$	1,417.22	
201 SOCIAL SECURITY	\$	1,184.58	\$	1,315.63	\$	2,043.42	\$	4,543.63	
204 STATE RETIREMENT	\$	2,670.36	\$	2,910.19	\$	4,370.29	\$	9,950.84	
206 LIFE INSURANCE	\$	26.40	\$	30.80	\$	30.80	\$	88.00	
207 MEDICAL INSURANCE	\$	6,567.80	\$	7,485.56	\$	7,485.56	\$	21,538.92	
212 EMPLOYER MEDICARE	\$	277.04	\$	307.68	\$	477.86	\$	1,062.58	
322 EVALUATION & TESTING					\$	-		-	
330 OPERATING LEASE PAYMENTS			\$	240.00	\$	24.42	\$	264.42	
335 R & M SERV.-BLDG.					\$	-		-	
336 R & M SERV.-VEHICLES			\$	2,607.65	\$	1,966.37	\$	4,574.02	
338 R & M SERV.-VEHICLES	\$	58.00	\$	539.60	\$	3,501.50	\$	4,099.10	
351 RENTALS					\$	-		-	
399 OTHER CONTRACTED SERVICES					\$	-		-	
410 CUSTODIAN SUPPLIES					\$	-		-	
411 DATA PROCESSING SUPPLIES					\$	-		-	
412 DIESEL	\$	11,808.93	\$	13,051.94	\$	14,625.00	\$	39,485.87	
418 EQUIPMENT & MACHINERY PAF	\$	16,611.15	\$	24,675.57	\$	29,298.16	\$	70,584.88	
422 FOOD SUPPLIES					\$	-		-	
424 GARAGE SUPPLIES					\$	91.31	\$	91.31	
425 GASOLINE			\$	14,754.41	\$	-	\$	14,754.41	
433 LUBRICANTS	\$	149.78	\$	3,583.58	\$	3,402.09	\$	7,135.45	
435 OFFICE SUPPLIES					\$	-		-	
446 SMALL TOOLS	\$	497.51	\$	1,460.61	\$	1,244.91	\$	3,203.03	
450 TIRES & TUBES	\$	3,363.07	\$	5,869.04	\$	3,939.60	\$	13,171.71	
453 VEHICLE PARTS	\$	4,687.85	\$	7,927.26	\$	5,862.70	\$	18,477.81	
499 OTHER SUPPLIES & MATERIALS	\$	630.09	\$	1,052.30	\$	2,074.68	\$	3,757.07	
TOTAL 63100		\$	69,465.94	\$	111,115.54	\$	115,432.89	\$	296,014.37

TRAFFIC CONTROL - 63600

141 FOREMEN	\$	5,072.65	\$	5,097.89	\$	7,646.83	\$	17,817.37
144 Hvy. EQUIPT. OPERATORS	\$	5,280.80	\$	5,307.21	\$	8,073.44	\$	18,661.45
149 TRAFFIC CONTROL OPERATOR	\$	4,715.67	\$	4,752.00	\$	6,995.40	\$	16,463.07
187 OVERTIME	\$	418.49	\$	76.43	\$	390.18	\$	885.10
201 SOCIAL SECURITY	\$	921.67	\$	902.86	\$	1,391.50	\$	3,216.03
204 STATE RETIREMENT	\$	1,991.70	\$	1,959.01	\$	2,971.39	\$	6,922.10
206 LIFE INSURANCE	\$	22.00	\$	22.00	\$	22.00	\$	66.00
207 MEDICAL INSURANCE	\$	2,428.04	\$	2,574.44	\$	2,574.44	\$	7,576.92
212 EMPLOYER MEDICARE	\$	215.55	\$	211.14	\$	325.42	\$	752.11
320 DUES & MEMBERSHIP					\$	-		-
322 DRUG TESTING					\$	-		-
330 OPERATING LEASE PAYMENT					\$	-		-
336 R & M SERV.-EQUIPMENT					\$	-		-
349 PRINTING STATIONERY FORMS					\$	-		-
356 TUITION					\$	-		-
399 OTHER CONTRACTED SERVICES					\$	904.00	\$	904.00
415 ELECTRICITY			\$	1,815.99	\$	1,787.70	\$	3,603.69
429 INSTRUCTIONAL MATERIALS					\$	-		-
443 ROAD SIGNS					\$	7,240.50	\$	7,240.50
446 SMALL TOOLS	\$	199.50			\$	26.59	\$	226.09

451 UNIFORMS				\$	-
499 OTHER SUPPLIES & MATERIALS	\$ 729.30	\$ 2,559.19	\$ 1,599.29	\$	4,887.78
TOTAL 63600	\$ 21,995.37	\$ 25,278.16	\$ 41,948.68	\$	89,222.21

OTHER CHARGES - 65000

307 COMMUNICATIONS	\$ 785.16	\$ 667.23	\$	1,452.39
333 LICENSES	\$ 1,150.00	\$	\$	1,150.00
399 OTHER CONTRACTED SERVICES	\$ 6.95	\$ 6.95	\$	13.90
415 ELECTRICITY	\$ 1,922.35	\$ 1,744.58	\$	3,666.93
434 NATURAL GAS	\$ 42.64	\$ 35.91	\$	78.55
454 WATER & SEWER	\$ 619.63	\$ 563.28	\$	1,182.91
502 BLDG. & CONTENTS INSURANCE	\$ 200,000.00		\$	200,000.00
504 INDIRECT COSTS	\$ 2,860.25	\$ 6,697.55	\$	9,557.81
506 LIABILITY INSURANCE			\$	-
508 PREM. CORPORATE SURETY BONDS			\$	-
510 TRUSTEES COMMISSION	\$ 3,903.95	\$ 3,693.41	\$	10,901.95
513 WORKMANS COMP. INSURANCE			\$	-
515 LIABILITY CLAIMS			\$	-
TOTAL - 65000	\$ 206,764.20	\$ 7,831.32	\$ 13,408.92	\$ 228,004.44

EMPLOYEE BENEFITS - 66000

207 HEALTH INSURANCE		\$ 6,186.02	\$	6,186.02
399 OTHER CONTRACTED SERVICES			\$	-
210 UNEMPLOYMENT COMPENSATION			\$	-
TOTAL 66000	\$ -	\$ -	\$ 6,186.02	\$ 6,186.02

CAPITAL OUTLAY - 68000

321 ENGINEERING SERVICES		\$	-
330 LEASE PURCHASES		\$	-
399 OTHER CONTRACTED SERVICES		\$	-
705 BRIDGE CONSTRUCTION		\$	-
706 BUILDING CONSTRUCTION		\$	-
707 BUILDING IMPROVEMENTS		\$	-
708 COMMUNICATION EQUIPMENT		\$	-
709 DATA PROCESSING EQUIPT.		\$ 618.00	618.00
711 FURNITURE & FIXTURES		\$	-
712 HEATING & AIR COND. EQUIPT.		\$	-
713 HIGHWAY CONSTRUCTION	\$ 19,600.00	\$	19,600.00
714 HIGHWAY EQUIPMENT		\$	-
718 MOTOR VEHICLES		\$	-
719 OFFICE EQUIPMENT		\$	-
723 RIGHT OF WAY		\$	-
726 STATE AID PROJECTS		\$ 2,541.64	2,541.64
790 OTHER EQUIPMENT		\$ 394.96	394.96
TOTAL 68000	\$ 19,600.00	\$ -	\$ 3,554.60

TRANSFERS OUT 99100

599 OTHER CHARGES	\$ 220,600.00	\$	220,600.00
-------------------	---------------	----	------------

TOTAL 99100	\$ 220,600.00	\$	220,600.00
--------------------	----------------------	-----------	-------------------

21100 ACCOUNTS PAYABLE	\$ 126,320.45	\$	126,320.45
21200 ACCRUED PAYROLL		\$	-
21410 CONTRACTS PAYABLE		\$	-
TOTAL	\$ 126,320.45	\$ -	\$ 126,320.45

ACCRUALS

21310 INCOME TAX	\$	(22,979.08)	\$	(23,116.92)	\$	(35,642.33)	\$	(81,738.33)
21320 SOCIAL SECURITY	\$	(11,904.62)	\$	(12,008.18)	\$	(18,472.14)	\$	(42,384.94)
21325 MEDICARE	\$	(2,823.98)	\$	(2,854.23)	\$	(4,391.31)	\$	(10,069.52)
21341 HEALTH INSURANCE	\$	(8,851.36)	\$	(9,438.80)	\$	(9,257.84)	\$	(27,548.00)
21342 ACCIDENT INSURANCE								
21343 CANCER INSURANCE								
21344 LIFE INSURANCE								
21345 COLONIAL LIFE	\$	(1,396.76)	\$	(1,795.72)	\$	(1,795.72)	\$	(4,988.20)
21346 DENTAL	\$	(2,890.18)	\$	(3,055.98)	\$	(2,959.98)	\$	(8,906.14)
21346 ADJ. TO DENTAL	\$	(3,832.84)					\$	(3,832.84)
21347 VOLUNTEER	\$	(1,710.66)	\$	(1,755.32)	\$	(1,755.32)	\$	(5,221.30)
21347 ADJ TO VOLUNTEER	\$	(4,832.44)					\$	(4,832.44)
21348 RELIANCE	\$	(37.50)	\$	(37.50)	\$	(36.00)	\$	(111.00)
21349-035 LEGAL SHIELD	\$	(51.80)	\$	(51.80)	\$	(51.80)	\$	(155.40)
21349-246 VISION	\$	(418.64)	\$	(464.00)	\$	(447.16)	\$	(1,329.80)
21349-246 ADJ. TO VISION	\$	(246.26)					\$	(246.26)
21351 PEBSCO								
21352 GREAT WEST	\$	(298.34)	\$	(298.34)	\$	(447.51)	\$	(1,044.19)
21352 EMPOWER	\$	(2,476.66)	\$	(2,513.11)	\$	(3,500.53)	\$	(8,490.30)
21352 EMPOWER ROTH	\$	(190.00)	\$	(190.00)	\$	(285.00)	\$	(665.00)
21352 TCRS	\$	(757.92)	\$	(852.09)	\$	(1,291.13)	\$	(2,901.14)
21353 GREAT WEST								
21353 EMPOWER	\$	(140.00)	\$	(140.00)	\$	(210.00)	\$	(490.00)
21360 GARNISHMENTS	\$	(906.59)	\$	(731.59)	\$	(822.51)	\$	(2,460.69)
21390 UNITED WAY	\$	(40.00)	\$	(40.00)	\$	(60.00)	\$	(140.00)
21390-096 CHRISTMAS CLUB	\$	(2,170.00)	\$	(2,170.00)	\$	(3,255.00)	\$	(7,595.00)
21390-268 UNIFORMS	\$	(324.20)	\$	(337.64)	\$	(542.50)	\$	(1,204.34)
21349-196 TSAC-FSA	\$	(283.34)	\$	(283.34)	\$	(283.34)	\$	(850.02)
21391 ON SITE MEDICAL	\$	(40.00)	\$	(40.00)			\$	(80.00)
21349 CLARKSVILLE ATHLETIC CLUB	\$	(40.00)	\$	(40.00)	\$	(40.00)	\$	(120.00)
21349 YMCA								
TOTAL ACCRUALS	\$	(69,643.17)	\$	(62,214.56)	\$	(85,547.12)	\$	(217,404.85)

PAID

21310 INCOME TAX	\$	22,979.08	\$	23,116.92	\$	35,642.33	\$	81,738.33
21300 ADJ. TO INCOME TAX	\$	76.00					\$	76.00
21320 SOCIAL SECURITY	\$	11,904.62	\$	12,008.18	\$	18,472.14	\$	42,384.94
21320 ADJ TO SOCIAL SECURITY	\$	639.10					\$	639.10
21325 MEDICARE	\$	2,823.98	\$	2,854.23	\$	4,391.31	\$	10,069.52
21325 ADJ. TO MEDICARE	\$	320.69					\$	320.69
21341 HEALTH INSURANCE	\$	8,851.36	\$	9,438.80	\$	9,257.84	\$	27,548.00
21341 ADJ. TO HEALTH INSURANCE	\$	27,382.64					\$	27,382.64
21342 ADJ. TO ACCIDENT INS.	\$	155.00					\$	155.00
21343 ADJ. TO CANCER INS.	\$	119.25					\$	119.25
21344 ADJ TO LIFE INSURANCE	\$	96.92					\$	96.92
21345 COLONIAL LIFE	\$	1,396.76	\$	1,795.72	\$	1,795.72	\$	4,988.20
21345 ADJ. TO COLONIAL LIFE	\$	6,016.07					\$	6,016.07
21346 DENTAL	\$	2,890.18	\$	3,055.98	\$	2,959.98	\$	8,906.14
21347 VOLUNTEER	\$	1,710.66	\$	1,755.32	\$	1,755.32	\$	5,221.30
21348 RELIANCE	\$	37.50	\$	37.50	\$	36.00	\$	111.00
21348 ADJ TO RELIANCE	\$	2,078.07					\$	2,078.07
21349-035 LEGAL SHIELD	\$	51.80	\$	51.80	\$	51.80	\$	155.40
21349-246 VISION	\$	418.64	\$	464.00	\$	447.16	\$	1,329.80
21349-196 MEDFLEX	\$	500.00					\$	500.00
21351 PEBSCO								
21351 ADJ. TO PEBSCO	\$	5,438.80					\$	5,438.80
21352 GREAT WEST	\$	298.34	\$	298.34	\$	447.51	\$	1,044.19
21352 ADJ. TO GREAT WEST	\$	36,099.71					\$	36,099.71
21352 EMPOWER	\$	2,476.66	\$	2,513.11	\$	3,500.53	\$	8,490.30
21352 EMPOWER ROTH	\$	190.00	\$	190.00	\$	285.00	\$	665.00
21352 TCRS	\$	757.92	\$	852.09	\$	1,291.13	\$	2,901.14
21353 ADJ. TO GREAT WEST	\$	8,180.00					\$	8,180.00
21353 EMPOWER	\$	140.00	\$	140.00	\$	210.00	\$	490.00
21360 GARNISHMENTS	\$	906.59	\$	731.59	\$	822.51	\$	2,460.69
21360 ADJ. TO GARNISHMENTS	\$	1,725.00					\$	1,725.00
21390 UNITED WAY	\$	40.00	\$	40.00	\$	60.00	\$	140.00

21390 ADJ. TO UNITED WAY	\$	30.37			\$	30.37
21390-096 CHRISTMAS CLUB	\$	360.00			\$	360.00
21390-268 UNIFORMS	\$	394.45	\$	322.90	\$	442.46
21349-196 TSAC-FSA	\$	283.34	\$	283.34	\$	283.34
21391 ON SITE MEDICAL	\$	40.00	\$	40.00	\$	40.00
21391 ADJ. TO ON SITE MEDICAL	\$	60.00			\$	60.00
21349 CLARKSVILLE ATHLETIC CLUB	\$	40.00	\$	40.00	\$	40.00
21349 YMCA					\$	-
TOTAL PAID		\$147,909.50	\$60,029.82	\$82,192.08	\$	290,131.40
TOTAL EXPENDITURES		\$ 1,059,784.58	\$ 697,585.20	\$ 542,673.94	\$	2,300,043.72
BANK BALANCE AS OF SEPTEMBER 30TH, 2017						\$2,929,496.54

TO THE HONORABLE COURT OF MONTGOMERY COUNTY

CLARKSVILLE, TENNESSEE

I RESPECTFULLY SUBMIT THE FOLLOWING REPORT SHOWING THE RECEIPTS AND
DISBURSEMENTS OF THE ROAD DAMAGE FUND FOR THE QUARTER ENDING
30-Sep-17

BEGINNING BANK BALANCE \$123,290.00

DEPOSITS Jul-17

HTRC	\$250.00
MID STATE INVESTMENTS	\$250.00
CHRIS BLACKWELL	\$1,280.00
HAWKINS HOMES	\$250.00
HAWKINS HOMES	\$250.00
JIM THOMAS CONST.	\$1,000.00
REDA HOME BUILDERS	\$750.00
GRANT CONST.	\$250.00
MRG HOMES	\$250.00
CHRIS BLACKWELL	\$1,000.00
CRABBE HOMES	\$500.00
CRABBE HOMES	\$250.00
MACK PHILLIPS CONST.	\$750.00
PROVIDENCE BUILDERS	\$750.00
GORDON WOODSON	\$1,250.00
BURKHART CONST.	\$500.00
JOHNSON CONST.	\$250.00
REDA HOME BUILDERS	\$250.00
RICK REDA HOMES	\$550.00
RR HAMILTON	\$250.00
BRM HOMES	\$250.00
SETH PAUGH	\$250.00
JERRY G AKINS	\$250.00
SMITH CUSTOM HOMES	\$250.00
HUNEYCUTT, LLC	\$500.00
HUTCHESON CONST. CO.	\$500.00
MODERN CONTRACTING	\$500.00
CRABBE CONST.	\$250.00
CRC HOMES	\$250.00
LEN RYE	\$515.00
DARRYLL GRIFFEY	\$250.00
BILLY PARTIN	\$250.00

TOTAL DEPOSITS JULY 2017 \$14,845.00

DEPOSITS Aug-17

DAVID J. WRIGHT	\$250.00
GRANT CONST.	\$750.00
PAUL KRUECKEBERG	\$250.00
MICHAEL CONNERTH	\$500.00
ROCK SOLID CONST.	\$500.00
CHRIS BLACKWELL	\$1,000.00
BRUCE SAUNDERS	\$250.00
McCALL CONTRACTING	\$500.00
BARRY BOWERS	\$250.00
BARRY BOWERS	\$250.00
JAMIE WALLACE	\$250.00
MRG HOMES	\$750.00
ERIC HUNEYCUTT	\$1,750.00
REDA HOME BUILDERS	\$1,250.00
RR HAMILTON	\$250.00

AZURE CONST.	\$250.00
REED BALDWIN	\$250.00
CHRIS BLACKWELL	\$750.00
JAKE WELCH	\$515.00
JOHNNY SCHUTZ	\$500.00
MARCO HERNANDEZ	\$250.00
CRABBE CONST.	\$250.00
CRABBE HOMES	\$250.00
CHRIS BLACKWELL	\$1,265.00
PIPER CONST.	\$1,500.00
REDA HOME BUILDERS	\$250.00
MODERN CONTRACTING	\$250.00
McCALL CONTRACTING	\$500.00
DUNCAN & DUNCAN	\$750.00
ROBERT CHANEY	\$250.00
REDA HOME BUILDERS	\$515.00
PAUL KRUECKEBERG	\$500.00
CAMCOR	\$500.00
CRABBE HOMES	\$250.00

TOTAL DEPOSITS AUGUST 2017

\$18,295.00

DEPOSITS SEPTEMBER 2017

MRG HOMES	\$500.00
CHRIS BLACKWELL	\$1,250.00
JIM THOMAS CONST.	\$250.00
MID STATE INVESTMENTS	\$250.00
BLACK PATCH DEVELOPMENT	\$500.00
JOE REECE	\$250.00
TONJA MATTHEWS	\$250.00
HAWKINS HOMES	\$750.00
MID STATE INVESTMENTS	\$250.00
REED BALDWIN	\$250.00
BERT SINGLETARY	\$250.00
HAWKINS HOMES	\$750.00
BERT SINGLETARY	\$250.00
PROVIDENCE BUILDERS	\$250.00
SMITH CUSTOM HOMES	\$500.00
RR HAMILTON	\$250.00
CRABBE HOMES	\$250.00
BERT SINGLETARY	\$500.00
CHRIS BLACKWELL	\$750.00
REDA HOME BUILDERS	\$500.00
TIM JARRETT	\$250.00
CRABBE HOMES	\$250.00
BARRY BOWERS	\$250.00
CLARKSVILLE QUALITY HOMES	\$250.00
BRM HOMES	\$250.00
SCOTT EDWARDS	\$250.00
CHRIS WARREN	\$750.00
MARTY DARNELL	\$250.00
GORDON WOODSON	\$250.00

TOTAL DEPOSITS SEPTEMBER 2017

\$11,500.00

REFUNDS Jul-17

HAWKINS HOMES	\$2,750.00
JIM THOMAS CONST.	\$1,250.00
CUNNINGHAM CONST.	\$250.00
KEVIN GRIFFY	\$250.00
MRG HOMES	\$1,000.00
REDA HOMES	\$2,500.00

TOTAL REFUNDS JULY 2017

\$8,000.00

AUGUST REFUNDS 2017

CRC HOMES	\$1,030.00
ROBERT KOLBE	\$500.00
BERT SINGLETARY	\$1,500.00
HAWKINS HOMES	\$250.00
JT SPAIN CONST.	\$250.00
DAVID JOHNSON	\$250.00
MELISSA BARGER	\$500.00
MODERN CONST.	\$250.00
RICHARD SMITH	\$500.00
JACK WICKHAM	\$250.00
MARK GRANT	\$750.00
JAMES PELHAM	\$250.00
McCALL CONTRACTING	\$500.00
MICHAEL CONNERTH	\$500.00
PAUL KRUECKEBERG	\$500.00
TIM JARRETT	\$250.00
TIMOTHY SMITH	\$250.00
ALLISON P MEANS	\$1,000.00
BARRY BOWERS	\$250.00
ERIC HUNEYCUTT	\$250.00
ROBERT KOLBE	\$250.00
RICHARD SMITH	\$1,000.00
WILLIAM EVANS	\$250.00
CHRIS BLACKWELL	\$3,500.00

TOTAL REFUNDS AUGUST 2017

\$15,030.00

REFUNDS SEPTEMBER 2017

MACK PHILLIPS	\$250.00
MODERN CONTRACTING	\$250.00
MODERN CONTRACTING	\$500.00
ROBERT KOLBE	\$250.00
BEN PETERS	\$500.00
CAMCOR HOMES	\$500.00
ERIC HUNEYCUTT	\$250.00
JIM THOMAS CONST.	\$1,000.00
MID STATE CONST.	\$1,000.00
ROGER DEMONBRUEN	\$250.00
BARRY BOWERS	\$250.00
BERT SINGLETARY	\$500.00
PROVIDENCE BUILDERS	\$750.00
CAMCOR HOMES	\$250.00
TODD PHILLIPS CONST.	\$1,000.00
McCORD CONST.	\$250.00
MRG HOMES	\$1,500.00
CHRIS WARREN	\$250.00
MARVIN HERALD	\$750.00
RR HAMILTON	\$250.00
BOB TOMLINSON	\$515.00
MARK CARRIGAN	\$500.00
REDA HOME BUILDERS	\$1,250.00
SMITH CUSTOM HOMES	\$500.00
CLARKSVILLE QUALITY HOMES	\$250.00

TOTAL REFUNDS SEPTEMBER 2017

\$13,515.00

ENDING BANK BALANCE SEPTEMBER 30, 2017

\$131,385.00



**MONTGOMERY
COUNTY**
TENNESSEE

Montgomery County Government

Building and Codes Department

350 Pageant Lane Suite 309
Clarksville, TN 37040

Phone
931-648-5718

Fax
931-553-5121

Memorandum

TO: Jim Durrett, County Mayor
FROM: Rod Streeter, Building Commissioner *RS*
DATE: December 1, 2017
SUBJ: November 2017 PERMIT REVENUE REPORT

The number of permits issued in November 2017 is as follows: Building Permits 81, Grading Permits 2, Mechanical Permits 71, and Plumbing Permits 22 for a total of 176 permits.

The total cost of construction was \$9,010,885.00. The revenue is as follows: Building Permits \$41,891.80, Grading Permits \$761.50, Plumbing Permits \$2,050.00, Mechanical Permits: \$6,550.00 Plans Review \$190,144.50, BZA \$250.00, Re-Inspections \$300.00, Pre-Inspection \$0.00, Safety Inspection \$0.00, and Miscellaneous Fees \$0.00 the total revenue received in November 2017 was \$147,789.80.

FISCAL YEAR 2017/2018 TOTALS TO DATE:

NUMBER OF SINGLE FAMILY PERMITS:	261
COST OF CONSTRUCTION:	\$185,349,503.00
NUMBER OF BUILDING PERMITS:	447
NUMBER OF PLUMBING PERMITS:	110
NUMBER OF MECHANICAL PERMITS:	359
NUMBER OF GRADING PERMITS:	11
BUILDING PERMITS REVENUE:	\$403,238.50
PLUMBING PERMIT REVENUE:	\$10,890.00
MECHANICAL PERMIT REVENUE:	\$33,880.00
GRADING PERMIT REVENUE:	\$8,627.00
RENEWAL FEES:	\$100.00
PLANS REVIEW FEES:	\$347,542.70
BZA FEES:	\$1,500.00
RE-INSPECTION FEES:	\$2,250.00
PRE-INSPECTION FEES:	\$0.00
SAFETY INSPECTION FEES:	\$0.00
MISCELLANEOUS FEES:	\$0.00
MISC REFUNDS	\$94,158.00
SWBA	\$0.00
TOTAL REVENUE:	\$713,770.20

NOVEMBER 2017 GROUND WATER PROTECTION

The number of septic applications received for November 2017 was 22 with total revenue received for the county was \$0.00 (State received \$13,050.00).

The lease agreement beginning on July 1, 2017-June 30, 2018 was agreed upon between the County and State.

The number of Septic Tank Disclosure requests for November 2017. ****Effective December 16, 2008 Ground Water Protection no longer provides this service.****

FISCAL YEAR 2017/2018 TOTALS TO DATE:

NUMBER OF GROUND WATER APPLICATIONS (SEPTIC)	123
NUMBER OF SEPTIC TANK DISCLOSURE REQUEST	0
GROUND WATER PROTECTION (STATE: \$61,075.00)	\$0.00
 TOTAL REVENUE:	 \$713,770.20

RS/bf

cc: Jim Durrett, County Mayor
Jeff Taylor, Accounts and Budgets
Kellie Jackson, County Clerk



**MONTGOMERY
COUNTY**
TENNESSEE

Montgomery County Government


Building and Codes Department

350 Pageant Lane Suite 309
Clarksville, TN 37040

Phone
931-648-5718

Fax
931-553-5121

Memorandum

TO: Jim Durrett, County Mayor
FROM: Rod Streeter, Building Commissioner 
DATE: December 1, 2017
SUBJ: November 2017 ADEQUATE FACILITIES TAX REPORT

The total number of receipts issued in November 2017 is as follows: City 50 and County 49 for a total of 99.

There were 86 receipts issued on single-family dwellings, 3 receipts issued on multi-family dwellings with a total of 9 units, 5 receipts issued on condominiums with a total of 5 units, 0 receipts issued on townhouses. There was 1 exemption receipt issued.

The total taxes received for November 2017 was \$54,000.00

The total refunds issued for November 2017 was \$0.00.

Total Adequate Facilities Tax Revenue for November 2017 was \$54,000.00

FISCAL YEAR 2017/2018 TOTALS TO DATE:

TOTAL NUMBER OF Adequate Facilities Tax Receipts Issued:	City: 415
	County: 300
	Total: 715
TOTAL REFUNDS:	\$0.00
TOTAL TAXES RECEIVED:	\$445,000.00

<u>NUMBER OF LOTS AND DWELLINGS ISSUED</u>	<u>CITY</u>	<u>COUNTY</u>	<u>TOTAL</u>
LOTS 5 ACRES OR MORE:	0	31	31
SINGLE-FAMILY DWELLINGS:	348	258	606
MULTI-FAMILY DWELLINGS (21 Receipts):	159	4	163
CONDOMINIUMS: (42 Receipts)	42	0	42
TOWNHOUSES:	0	0	0
EXEMPTIONS: (6 Receipts)	4	4	8
REFUNDS ISSUED: (0 Receipt)	(0)	(0)	(0)

RS/bf

cc: Jim Durrett, County Mayor
Jeff Taylor, Accounts and Budgets
Kellie Jackson, County Clerk

QUARTERLY CONSTRUCTION REPORT

CAPITAL IMPROVEMENT PROJECTS

Resolution Number and Date: 16-6-11 6/13/2016	Project Name: Greenwood- Install Elevator		Active Projects as of: NOV 30, 2017	Resolution Number and Date: 16-6-11 6/13/2016	Project Name: East Montgomery- Electrical Switch gear		Active Projects as of: NOV 30, 2017
Scheduled Completion Date: 12/8/2017	Designer: Contractor: Pride Concrete		Project #: C990	Scheduled Completion Date: 10/13/2017	Designer: Contractor: Travis Electric		Project #: C990
Substantial Completion Date: 11/17/2017	Total Project Budget Amount: \$269,000.00	Paid to date: \$250,800.00	Construction-Percent Complete: 100%	Substantial Completion Date: 10/13/2017	Total Project Budget Amount: \$97,275.00	Paid to date: \$48,637.50	Construction-Percent Complete: *99%

Progress:

- Approved for use by TN Fire Marshal
- Approved by TN Elevator inspector
- Elevator is in use
- Processing final documents



Interior Elevator 11/17



Exterior Elevator Shaft 11/17

Progress:

- Contractor removed old switch gear
- Installed new high voltage switch gear, transformer, and low voltage panel for main building
- Switchgear is operational

*Holding remainder of payment until contractor completes all items specified in the specs



East Montgomery Switchgear 11/17




QUARTERLY CONSTRUCTION REPORT **CAPITAL IMPROVEMENT PROJECTS**

Resolution Number and Date: 16-6-11 6/13/2016	Project Name: Rossview Middle and Montgomery Central Middle- Ice Tanks		Active Projects as of: NOV 30, 2017
Scheduled Completion Date: **3/30/2018	Designer: Contractor: CMCSS Maintenance Department		Project #: C990
Substantial Completion Date:	Total Project Budget Amount: \$49,240.00	Paid to date: \$49,240.00	Construction-Percent Complete: *20%

Progress:

- Four tanks in storage
 - CMCSS Maintenance Department will install 2018
- ** Installation scheduled for winter, no interruption to cooling**



1 ice tank for Rossview Middle and 3 for Montgomery Central Middle 11/17

Quarterly Financial Report for September 30, 2017

The quarterly financial report presented tonight is for the period ending September 30, 2017. The report consists of three statements for each of the six school system budgets (funds) appropriated by the County Commission. Those funds are: General Purpose School, Federal Projects, Child Nutrition, Transportation, Extended Schools and Capital Projects.

The first statement is a balance sheet which is a picture of the financial condition of that particular fund at a point in time. The asset section represents the resources available to the district for payment of its obligations, much like your personal or business checking account along with any amounts due from others. The liabilities section reflects current amounts due to others. The equity section contains amounts held for future obligations to include fund balance and certain required reserves.

The second statement is a cash reconciliation which is basically comparing our cash balance to that of the County Trustee. This is similar to reconciling your check book to your bank statement.

The third statement for each fund is a report of all revenues and expenditures by category. This report reflects the approved budget amount as amended, amounts received or spent year to date (including encumbrance for purchase orders issued but not paid), and the amount under/over collected for revenues or the amount over/under spent for expenditures.

**General Purpose School Fund
Balance Sheet
For the Period Ending
September 30, 2017**

Assets:

Petty Cash	550.00	
Cash in Bank	51,016.23	
Cash on Deposit w/Trustee	28,112,772.50	
Cash with Paying Agent	6,006.85	
Accounts Receivable	71,747.32	
Due From Other Governments	234,657.00	
Due From Other Funds	610,097.50	
Due From Primary Governments	-	
Property Taxes Receivable	29,296,206.95	
Less Allowance for Uncollected Property Taxes	(736,716.25)	
Stores Warehouse	237,799.82	
Total Assets		57,884,137.92

Estimated Revenues	249,858,440.00	
Less Revenues Rec'd to Date	(43,888,012.00)	
Estimated Revenues not Received		205,970,428.00
Total Debits		263,854,565.92

**General Purpose School Fund
Balance Sheet
For the Period Ending
September 30, 2017**

Liabilities and Equity

Liabilities:

Accounts Payable	-
Accrued Payroll	-
Sales Tax Payable	215.98
Payroll Deductions	(35,718.98)
Due to Other Funds	63,897.40
Due to Primary Governments	6,966.75
Deferred Revenue	<u>28,613,382.71</u>

Total Liabilities 28,648,743.86

Equity:

Appropriations (Budgetary Accounts)

From Estimated Revenues	249,858,440.00	
From Fund Balance	<u>10,782,217.00</u>	
Total Appropriations		260,640,657.00
Less Expenditures	(40,977,059.41)	
Less Encumbrances	<u>(4,541,830.02)</u>	
Total Expenditures & Encumbrances		<u>(45,518,889.43)</u>

Unencumbered Budget Balance 215,121,767.57

Fund Balance & Reserves:

Reserve for Encumbrances - Current Year	4,541,830.02
Reserve for Encumbrances - Prior Year	163,608.66
Nonspendable - Inventory	225,807.12
Restricted for Instruction - Career Ladder	3,772.68
Restricted for Instruction - BEP Reserve	-
Committed for Oper. Non-Inst. Serv. - P & L Ins.	781,000.00
Committed for Oper. Non-Inst. Serv. - OJI	402,218.00
Assigned for Education - TCRS	-
Assigned for Education - Technology	5,033,000.00
Assigned for Education - Bus Replacement	1,860,000.00
Assigned for Education - Centralization	457,250.00

Undesignated Fund Balance 6/30/16	17,357,556.21
Less Appropriations	(10,782,217.00)
Plus Adjustments	<u>40,228.80</u>
Estimated Fund Balance 6/30/17	<u>6,615,568.01</u>

Total Fund Balance & Reserves 20,084,054.49

Total Credits 283,854,565.92

**General Purpose School Fund
Cash Reconciliation
September 30, 2017**

Cash on Deposit with Trustee	18,666,536.80	
Plus Receipts for Month	<u>19,992,622.72</u>	
Total Available Funds		38,659,159.52
Less Cash Disbursements:		
Warrants Issued	(6,578,943.60)	
Wire Transfers	(3,924,540.48)	
Trustee's Commission	<u>(47,244.86)</u>	
Total Cash Disbursements		(10,550,728.94)
Plus Voided Checks	<u>4,341.92</u>	
Book Balance		28,112,772.50
Plus Outstanding Warrants		760,112.00
Plus Wire Transfers In-Transit		-
Less Deposits In-Transit		(304.95)
Less Adjustments Between Funds		<u> </u>
Trustee's Report Balance		<u><u>28,872,579.55</u></u>

FOR 2018 03

ACCOUNTS FOR:	ORIGINAL	ESTIM REV	REVISED	ACTUAL YTD	REMAINING	PCT
141 GENERAL PURPOSE SCHOOL	ESTIM REV	ADJSTMTS	EST REV	REVENUE	REVENUE	COLL

00000 NON CHARGE						

40110 CURR PROP TAX	28,126,300	.00	28,126,300.00	.00	28,126,300.00	.0%
40120 TRUSTEE'S COLLECTIONS-PRIO	825,000	.00	825,000.00	316,035.24	508,964.76	38.3%
40125 TRUSTEE'S COLLECTIONS-BANK	0	.00	.00	10,686.76	-10,686.76	100.0%
40130 CIRCUIT CLERK	381,951	.00	381,951.00	152,323.57	229,627.43	39.9%
40140 INTEREST & PENALTY	316,000	.00	316,000.00	83,321.94	232,678.06	26.4%
40162 PYMTS IN LIEU OF TAXS-LOC	724,409	.00	724,409.00	.00	724,409.00	.0%
40210 LOCAL OPTION SALES TAX	50,024,000	.00	50,024,000.00	8,184,201.39	41,839,798.61	16.4%
40240 WHEEL TAX	4,590,000	.00	4,590,000.00	1,279,318.31	3,310,681.69	27.9%
40270 BUSINESS TAX	742,300	.00	742,300.00	47,289.34	695,010.66	6.4%
40275 MIXED DRINK TAX	380,000	.00	380,000.00	101,315.13	278,684.87	26.7%
40320 BANK EXCISE TAX	108,960	.00	108,960.00	.00	108,960.00	.0%
40350 INTERSTATE TELECOMM TAX	15,200	.00	15,200.00	.00	15,200.00	.0%
44146 E-RATE FUNDING	15,508	.00	15,508.00	8,136.58	7,371.42	52.5%
44170 MISCELLANEOUS REFUNDS	6,057	.00	6,057.00	146.39	5,910.61	2.4%
44530 SALE OF EQUIPMENT	40,000	.00	40,000.00	124,380.53	-84,380.53	311.0%
44560 DAMAGES RECOVERED FROM IND	3,435	.00	3,435.00	-2,616.34	6,051.34	-76.2%
44570 CONTRIB & GIFTS	36,800	.00	36,800.00	2,024.10	34,775.90	5.5%
46511 BASIC EDUCATION PROG	155,274,000	.00	155,274,000.00	30,664,005.00	124,609,995.00	19.7%
46515 EARLY CHILDHOOD EDUCATION	1,564,000	.00	1,564,000.00	.00	1,564,000.00	.0%
46590 OTHER STATE EDUCATION FUND	149,000	.00	149,000.00	.00	149,000.00	.0%
46610 CAREER LADDER PROG	455,400	.00	455,400.00	.00	455,400.00	.0%
46820 INCOME TAX	128,430	.00	128,430.00	151,368.92	-22,938.92	117.9%
47630 PUB LAW 874-MAINT & OPERAT	2,500,000	.00	2,500,000.00	497,236.38	2,002,763.62	19.9%
49300 CAPITAL LEASE PROCEEDS	2,000,000	.00	2,000,000.00	1,999,458.00	542.00	100.0%
49700 INSURANCE RECOVERY	1,000	.00	1,000.00	.00	1,000.00	.0%
49800 OPERATING TRANSFERS	182,800	.00	182,800.00	.00	182,800.00	.0%
TOTAL NON CHARGE	248,590,550	.00	248,590,550.00	43,618,631.24	204,971,918.76	17.5%
71000 INSTRUCTION						

43511 TUITION-REGULAR DAY STUDEN	55,000	.00	55,000.00	27,500.00	27,500.00	50.0%
47143 EDUCATION OF THE HANDICAPP	183,906	.00	183,906.00	.00	183,906.00	.0%
TOTAL INSTRUCTION	238,906	.00	238,906.00	27,500.00	211,406.00	11.5%
72000 SUPPORT SERVICES						

12/01/2017 12:26
MUNISReports

CLARKSVILLE-MONTGOMERY CO. SCHOOL SYSTEM
Y-T-D BUDGET REPORT 9-30-17 REVENUES

P 2
glytdbud

FOR 2018 03

ACCOUNTS FOR: 141	GENERAL PURPOSE SCHOOL	ORIGINAL ESTIM REV	ESTIM REV ADJSTMTS	REVISED EST REV	ACTUAL YTD REVENUE	REMAINING REVENUE	PCT COLL
43365	ARCHIVES & RECORDS MANAGE.	8,400	.00	8,400.00	2,375.00	6,025.00	28.3%
43551	SCHOOL BASED HEALTH PROGRA	76,720	.00	76,720.00	817.26	75,902.74	1.1%
43583	TBI CRIMINAL BACKGROUND FE	36,300	.00	36,300.00	11,632.01	24,667.99	32.0%
43990	OTHER CHARGES FOR SERVICES	35,000	.00	35,000.00	204,555.17	-169,555.17	584.4%
44120	LEASE/RENTALS	50,000	.00	50,000.00	19,091.60	30,908.40	38.2%
44130	SALE OF MATERIALS & SUPPLI	0	.00	.00	1,426.50	-1,426.50	100.0%
44145	SALE OF RECYCLED MATERIALS	6,000	.00	6,000.00	1,983.22	4,016.78	33.1%
44170	MISCELLANEOUS REFUNDS	33,853	.00	33,853.00	.00	33,853.00	.0%
46390	TRANSITION SCHOOL TO WORK	131,217	.00	131,217.00	.00	131,217.00	.0%
47640	ROTC REIMBURSEMENT	620,000	.00	620,000.00	.00	620,000.00	.0%
48140	ADULT LITERACY	31,494	.00	31,494.00	.00	31,494.00	.0%
TOTAL SUPPORT SERVICES		1,028,984	.00	1,028,984.00	241,880.76	787,103.24	23.5%
TOTAL GENERAL PURPOSE SCHOOL		249,858,440	.00	249,858,440.00	43,888,012.00	205,970,428.00	17.6%

FOR 2018 03

ACCOUNTS FOR:	ORIGINAL	TRANFRS/	REVISED	YTD EXPENDED	ENCUMBRANCES	AVAILABLE	PCT
141 GENERAL PURPOSE SCHOOL	APPROP	ADJUSTMTS	BUDGET			BUDGET	USED
71100 REGULAR INSTRUCTION PROGRAM							
511600 TEACHERS	89,368,986	.00	89,368,986.00	7,323,593.52	.00	82,045,392.48	8.2%
511700 CAREER LADDER PROGRAM	220,564	.00	220,564.00	16,637.75	.00	203,926.25	7.5%
512800 HOMEBOUND TEACHERS	182,820	.00	182,820.00	11,071.17	.00	171,748.83	6.1%
514000 SALARY SUPPLEMENTS	377,092	.00	377,092.00	656.88	.00	376,435.12	.2%
516300 EDUCATIONAL ASSISTANTS	1,431,769	.00	1,431,769.00	210,399.59	.00	1,221,369.41	14.7%
516800 TEMPORARY PERSONNEL	0	.00	.00	954.12	.00	-954.12	100.0%
518700 OVERTIME PAY	100	.00	100.00	.00	.00	100.00	.0%
519500 SUBSTITUTE TEACHERS CERTIF	920,267	.00	920,267.00	92,872.71	.00	827,394.29	10.1%
519800 SUB TEACHERS NON-CERTIFIED	692,000	.00	692,000.00	81,732.90	.00	610,267.10	11.8%
520100 SOCIAL SECURITY	5,778,004	.00	5,778,004.00	453,507.43	.00	5,324,496.57	7.8%
520400 STATE RETIREMENT	8,369,709	.00	8,369,709.00	692,843.01	.00	7,676,865.99	8.3%
520600 LIFE INSURANCE	102,448	.00	102,448.00	6,780.70	.00	95,667.30	6.6%
520700 MEDICAL INSURANCE	14,756,788	.00	14,756,788.00	1,514,597.76	.00	13,242,190.24	10.3%
521200 EMPLOYER MEDICARE	1,351,307	.00	1,351,307.00	106,604.85	.00	1,244,702.15	7.9%
533600 MAINT/REPAIR SRVCS- EQUIP	12,600	.00	12,600.00	12,600.00	.00	.00	100.0%
535500 TRAVEL	24,100	.00	24,100.00	1,878.34	.00	22,221.66	7.8%
535600 TUITION	300,000	.00	300,000.00	642.95	25,000.00	274,357.05	8.5%
539900 OTHER CONTRACTED SERVICES	263,000	.00	263,000.00	12,536.00	.00	250,464.00	4.8%
540600 BASIC SKILLS MATERIALS	41,067	.00	41,067.00	26,646.90	.00	14,420.10	64.9%
542900 INSTRUCTIONAL SUPP & MATER	1,261,605	.00	1,261,605.00	1,515,121.73	1,524.35	-255,041.08	120.2%
543000 TEXTBOOKS - ELECTRONIC	1,236,000	.00	1,236,000.00	1,447,890.00	.00	-211,890.00	117.1%
544900 TEXTBOOKS - BOUND	200,000	.00	200,000.00	39,197.90	.00	160,802.10	19.6%
553500 FEE WAIVERS	487,750	.00	487,750.00	126,868.00	.00	360,882.00	26.0%
572200 REGULAR INSTRUCTION EQUIPM	60,200	.00	60,200.00	22,542.78	.00	37,657.22	37.4%
TOTAL REGULAR INSTRUCTION PROG	127,438,176	.00	127,438,176.00	13,718,176.99	26,524.35	113,693,474.66	10.8%
71150 ALTERNATIVE INSTRUCTION							
511600 TEACHERS	866,656	.00	866,656.00	114,093.38	.00	752,562.62	13.2%
511700 CAREER LADDER PROGRAM	3,000	.00	3,000.00	416.65	.00	2,583.35	13.9%
516300 EDUCATIONAL ASSISTANTS	34,156	.00	34,156.00	9,324.16	.00	24,831.84	27.3%
518900 OTHER SALARIES & WAGES	21,998	.00	21,998.00	3,113.50	.00	18,884.50	14.2%
519500 SUBSTITUTE TEACHERS CERTIF	4,212	.00	4,212.00	332.36	.00	3,879.64	7.9%
519800 SUB TEACHERS NON-CERTIFIED	8,067	.00	8,067.00	366.80	.00	7,700.20	4.5%
520100 SOCIAL SECURITY	58,162	.00	58,162.00	7,506.79	.00	50,655.21	12.9%
520400 STATE RETIREMENT	86,185	.00	86,185.00	11,848.37	.00	74,336.63	13.7%
520600 LIFE INSURANCE	1,033	.00	1,033.00	74.16	.00	958.84	7.2%

FOR 2018 03

ACCOUNTS FOR: 141	GENERAL PURPOSE SCHOOL	ORIGINAL APPROP	TRANFRS/ ADJSTMTS	REVISED BUDGET	YTD EXPENDED	ENCUMBRANCES	AVAILABLE BUDGET	PCT USED
520700	MEDICAL INSURANCE	143,388	.00	143,388.00	20,681.82	.00	122,706.18	14.4%
521200	EMPLOYER MEDICARE	13,603	.00	13,603.00	1,755.59	.00	11,847.41	12.9%
535100	RENTALS	4,600	.00	4,600.00	412.72	.00	4,187.28	9.0%
542900	INSTRUCTIONAL SUPP & MATER	3,000	.00	3,000.00	49.41	225.09	2,725.50	9.2%
TOTAL ALTERNATIVE INSTRUCTION		1,248,060	.00	1,248,060.00	169,975.71	225.09	1,077,859.20	13.6%
71200 SPECIAL EDUCATION PROGRAM								
511600	TEACHERS	14,857,726	.00	14,857,726.00	1,194,683.99	.00	13,663,042.01	8.0%
511700	CAREER LADDER PROGRAM	56,600	.00	56,600.00	3,466.57	.00	53,133.43	6.1%
512800	HOMEBOUND TEACHERS	182,264	.00	182,264.00	15,533.09	.00	166,730.91	8.5%
516300	EDUCATIONAL ASSISTANTS	3,328,795	.00	3,328,795.00	470,024.52	.00	2,858,770.48	14.1%
516800	TEMPORARY PERSONNEL	160,597	.00	160,597.00	50,599.94	.00	109,997.06	31.5%
517100	SPEECH THERAPISTS	1,747,368	.00	1,747,368.00	118,280.65	.00	1,629,087.35	6.8%
518700	OVERTIME PAY	500	.00	500.00	44.74	.00	455.26	8.9%
519500	SUBSTITUTE TEACHERS CERTIF	129,323	.00	129,323.00	20,269.19	.00	109,053.81	15.7%
519800	SUB TEACHERS NON-CERTIFIED	144,000	.00	144,000.00	23,094.65	.00	120,905.35	16.0%
520100	SOCIAL SECURITY	1,277,644	.00	1,277,644.00	110,106.02	.00	1,167,537.98	8.6%
520400	STATE RETIREMENT	1,957,578	.00	1,957,578.00	178,680.13	.00	1,778,897.87	9.1%
520600	LIFE INSURANCE	26,189	.00	26,189.00	1,918.91	.00	24,270.09	7.3%
520700	MEDICAL INSURANCE	3,434,936	.00	3,434,936.00	387,740.49	.00	3,047,195.51	11.3%
521200	EMPLOYER MEDICARE	298,804	.00	298,804.00	25,875.01	.00	272,928.99	8.7%
535500	TRAVEL	3,000	.00	3,000.00	58.75	.00	2,941.25	2.0%
539900	OTHER CONTRACTED SERVICES	31,500	.00	31,500.00	1,812.91	.00	29,687.09	5.8%
542900	INSTRUCTIONAL SUPP & MATER	85,000	.00	85,000.00	28,383.53	.00	56,616.47	33.4%
572500	SPECIAL EDUCATION EQUIPMEN	10,000	.00	10,000.00	.00	.00	10,000.00	.0%
TOTAL SPECIAL EDUCATION PROGRA		27,731,824	.00	27,731,824.00	2,630,573.09	.00	25,101,250.91	9.5%
71300 VOCATIONAL EDUCATION PROGRAM								
511600	TEACHERS	3,839,095	.00	3,839,095.00	315,590.92	.00	3,523,504.08	8.2%
511700	CAREER LADDER PROGRAM	6,000	.00	6,000.00	416.65	.00	5,583.35	6.9%
514000	SALARY SUPPLEMENTS	51,592	.00	51,592.00	2,895.66	.00	48,696.34	5.6%
519500	SUBSTITUTE TEACHERS CERTIF	31,152	.00	31,152.00	1,871.34	.00	29,280.66	6.0%
519800	SUB TEACHERS NON-CERTIFIED	45,000	.00	45,000.00	5,796.71	.00	39,203.29	12.9%
520100	SOCIAL SECURITY	246,316	.00	246,316.00	19,219.55	.00	227,096.45	7.8%
520400	STATE RETIREMENT	353,820	.00	353,820.00	28,879.92	.00	324,940.08	8.2%
520600	LIFE INSURANCE	4,301	.00	4,301.00	254.69	.00	4,046.31	5.9%

FOR 2018 03

ACCOUNTS FOR:	ORIGINAL	TRANFRS/	REVISED	YTD EXPENDED	ENCUMBRANCES	AVAILABLE	PCT
141 GENERAL PURPOSE SCHOOL	APPROP	ADJSTMTS	BUDGET			BUDGET	USED
520700 MEDICAL INSURANCE	621,709	.00	621,709.00	62,913.26	.00	558,795.74	10.1%
521200 EMPLOYER MEDICARE	57,607	.00	57,607.00	4,497.14	.00	53,109.86	7.8%
533600 MAINT/REPAIR SRVCS- EQUIP	1,000	.00	1,000.00	.00	.00	1,000.00	.0%
535500 TRAVEL	500	.00	500.00	.00	.00	500.00	.0%
542900 INSTRUCTIONAL SUPP & MATER	172,250	.00	172,250.00	9,800.44	23,024.27	139,425.29	19.1%
544800 T&I CONSTRUCTION MATERIALS	199,000	.00	199,000.00	199,000.00	.00	.00	100.0%
573000 VOCATIONAL INSTRUCTION EQU	140,000	.00	140,000.00	.00	123,895.00	16,105.00	88.5%
TOTAL VOCATIONAL EDUCATION PRO	5,769,342	.00	5,769,342.00	651,136.28	146,919.27	4,971,286.45	13.8%
72110 ATTENDANCE							
510500 SUPERVISOR/DIRECTOR	188,016	.00	188,016.00	47,003.99	.00	141,012.01	25.0%
511700 CAREER LADDER PROGRAM	4,000	.00	4,000.00	1,083.32	.00	2,916.68	27.1%
513400 PUPIL PERSONNEL	426,799	.00	426,799.00	35,142.02	.00	391,656.98	8.2%
516100 SECRETARY(S)	32,118	.00	32,118.00	8,425.48	.00	23,692.52	26.2%
520100 SOCIAL SECURITY	40,358	.00	40,358.00	5,438.65	.00	34,919.35	13.5%
520400 STATE RETIREMENT	60,318	.00	60,318.00	8,640.74	.00	51,677.26	14.3%
520600 LIFE INSURANCE	727	.00	727.00	52.20	.00	674.80	7.2%
520700 MEDICAL INSURANCE	93,666	.00	93,666.00	12,807.13	.00	80,858.87	13.7%
521200 EMPLOYER MEDICARE	9,439	.00	9,439.00	1,271.93	.00	8,167.07	13.5%
532000 DUES AND MEMBERSHIPS	100	.00	100.00	.00	.00	100.00	.0%
535500 TRAVEL	7,000	.00	7,000.00	1,369.97	.00	5,630.03	19.6%
543500 OFFICE SUPPLIES	4,900	.00	4,900.00	915.19	.00	3,984.81	18.7%
549900 OTHER SUPPLIES AND MATERIA	5,500	.00	5,500.00	1,464.90	.00	4,035.10	26.6%
552400 IN SERVICE/STAFF DEVELOPME	7,000	.00	7,000.00	105.00	.00	6,895.00	1.5%
TOTAL ATTENDANCE	879,941	.00	879,941.00	123,720.52	.00	756,220.48	14.1%
72120 HEALTH SERVICES							
513100 MEDICAL PERSONNEL	1,144,443	.00	1,144,443.00	167,870.37	.00	976,572.63	14.7%
516800 TEMPORARY PERSONNEL	61,199	.00	61,199.00	15,352.17	.00	45,846.83	25.1%
518700 OVERTIME PAY	200	.00	200.00	35.56	.00	164.44	17.8%
520100 SOCIAL SECURITY	74,761	.00	74,761.00	10,734.92	.00	64,026.08	14.4%
520400 STATE RETIREMENT	147,201	.00	147,201.00	18,484.86	.00	128,716.14	12.6%
520600 LIFE INSURANCE	1,579	.00	1,579.00	159.12	.00	1,419.88	10.1%
520700 MEDICAL INSURANCE	188,270	.00	188,270.00	31,003.34	.00	157,266.66	16.5%
521200 EMPLOYER MEDICARE	17,484	.00	17,484.00	2,517.63	.00	14,966.37	14.4%
539900 OTHER CONTRACTED SERVICES	1,000	.00	1,000.00	1,055.00	.00	-55.00	105.5%

FOR 2018 03

ACCOUNTS FOR: 141 GENERAL PURPOSE SCHOOL	ORIGINAL APPROP	TRANFRS/ ADJSTMTS	REVISED BUDGET	YTD EXPENDED	ENCUMBRANCES	AVAILABLE BUDGET	PCT USED
549900 OTHER SUPPLIES AND MATERIA	29,395	.00	29,395.00	10,082.84	2,894.32	16,417.84	44.1%
573500 HEALTH EQUIPMENT	2,000	.00	2,000.00	282.85	.00	1,717.15	14.1%
TOTAL HEALTH SERVICES	1,667,532	.00	1,667,532.00	257,578.66	2,894.32	1,407,059.02	15.6%
72130 OTHER STUDENT SUPPORT							
511700 CAREER LADDER PROGRAM	15,500	.00	15,500.00	749.99	.00	14,750.01	4.8%
512300 GUIDANCE PERSONNEL	4,146,984	.00	4,146,984.00	346,477.45	.00	3,800,506.55	8.4%
513000 SOCIAL WORKERS	258,935	.00	258,935.00	21,760.92	.00	237,174.08	8.4%
514000 SALARY SUPPLEMENTS	1,513,148	.00	1,513,148.00	133,827.42	.00	1,379,320.58	8.8%
516200 CLERICAL PERSONNEL	319,585	.00	319,585.00	60,914.44	.00	258,670.56	19.1%
516300 EDUCATIONAL ASSISTANTS	175,715	.00	175,715.00	23,896.21	.00	151,818.79	13.6%
518700 OVERTIME PAY	1,292	.00	1,292.00	.00	.00	1,292.00	.0%
518900 OTHER SALARIES & WAGES	32,193	.00	32,193.00	2,652.20	.00	29,540.80	8.2%
520100 SOCIAL SECURITY	400,727	.00	400,727.00	34,717.10	.00	366,009.90	8.7%
520400 STATE RETIREMENT	606,860	.00	606,860.00	54,818.06	.00	552,041.94	9.0%
520600 LIFE INSURANCE	6,748	.00	6,748.00	414.67	.00	6,333.33	6.1%
520700 MEDICAL INSURANCE	827,617	.00	827,617.00	105,364.51	.00	722,252.49	12.7%
521200 EMPLOYER MEDICARE	93,720	.00	93,720.00	8,138.49	.00	85,581.51	8.7%
531600 CONTRIBUTIONS	0	30,000.00	30,000.00	30,000.00	.00	.00	100.0%
532200 EVALUATION AND TESTING	269,742	.00	269,742.00	189,781.00	1,952.00	78,009.00	71.1%
539900 OTHER CONTRACTED SERVICES	25,688	.00	25,688.00	.00	.00	25,688.00	.0%
542900 INSTRUCTIONAL SUPP & MATER	1,200	.00	1,200.00	.00	.00	1,200.00	.0%
559900 OTHER CHARGES	1,096	.00	1,096.00	.00	.00	1,096.00	.0%
TOTAL OTHER STUDENT SUPPORT	8,696,750	30,000.00	8,726,750.00	1,013,512.46	1,952.00	7,711,285.54	11.6%
72210 REGULAR INSTRUCTION SUPPORT							
510500 SUPERVISOR/DIRECTOR	1,660,154	.00	1,660,154.00	424,665.12	.00	1,235,488.88	25.6%
511700 CAREER LADDER PROGRAM	33,000	.00	33,000.00	5,999.85	.00	27,000.15	18.2%
512900 LIBRARIANS	2,671,211	.00	2,671,211.00	220,262.81	.00	2,450,948.19	8.2%
513800 INSTRUCTIONAL COMPUTER PER	2,504,617	.00	2,504,617.00	587,984.77	.00	1,916,632.23	23.5%
514000 SALARY SUPPLEMENTS	531,575	.00	531,575.00	152,625.00	.00	378,950.00	28.7%
516100 SECRETARY(S)	122,446	.00	122,446.00	47,735.67	.00	74,710.33	39.0%
516200 CLERICAL PERSONNEL	38,419	.00	38,419.00	10,343.21	.00	28,075.79	26.9%
516300 EDUCATIONAL ASSISTANTS	820,079	.00	820,079.00	117,982.82	.00	702,096.18	14.4%
516800 TEMPORARY PERSONNEL	1,000	.00	1,000.00	.00	.00	1,000.00	.0%
518700 OVERTIME PAY	500	.00	500.00	258.39	.00	241.61	51.7%

12/01/2017 12:20
MUNISReports

CLARKSVILLE-MONTGOMERY CO. SCHOOL SYSTEM
Y-T-D BUDGET REPORT 9-30-17 EXPENSES

P 5
glytdbud

FOR 2018 03

ACCOUNTS FOR: 141 GENERAL PURPOSE SCHOOL	ORIGINAL APPROP	TRANSFERS/ ADJUSTMENTS	REVISED BUDGET	YTD EXPENDED	ENCUMBRANCES	AVAILABLE BUDGET	PCT USED
518900 OTHER SALARIES & WAGES	1,333,694	.00	1,333,694.00	152,812.63	.00	1,180,881.37	11.5%
519500 SUBSTITUTE TEACHERS CERTIF	0	.00	.00	54.19	.00	-54.19	100.0%
519600 IN-SERVICE TRAINING	5,455	.00	5,455.00	8,925.00	.00	-3,470.00	163.6%
520100 SOCIAL SECURITY	602,774	.00	602,774.00	104,055.93	.00	498,718.07	17.3%
520400 STATE RETIREMENT	979,191	.00	979,191.00	175,752.54	.00	803,438.46	17.9%
520600 LIFE INSURANCE	8,365	.00	8,365.00	845.07	.00	7,519.93	10.1%
520700 MEDICAL INSURANCE	1,378,223	.00	1,378,223.00	186,984.28	.00	1,191,238.72	13.6%
521200 EMPLOYER MEDICARE	140,972	.00	140,972.00	24,338.70	.00	116,633.30	17.3%
532000 DUES AND MEMBERSHIPS	2,209	.00	2,209.00	.00	.00	2,209.00	.0%
535500 TRAVEL	16,800	.00	16,800.00	2,628.22	.00	14,171.78	15.6%
539900 OTHER CONTRACTED SERVICES	77,500	.00	77,500.00	6,928.70	24,577.50	45,993.80	40.7%
542500 GASOLINE	1,500	.00	1,500.00	.00	.00	1,500.00	.0%
543200 LIBRARY BOOKS/MEDIA	359,310	.00	359,310.00	248,717.00	.00	110,593.00	69.2%
543500 OFFICE SUPPLIES	15,000	.00	15,000.00	5,889.64	.00	9,110.36	39.3%
543700 PERIODICALS	38,000	.00	38,000.00	38,000.00	.00	.00	100.0%
549900 OTHER SUPPLIES AND MATERIA	595,445	.00	595,445.00	366,788.00	.00	228,657.00	61.6%
552400 IN SERVICE/STAFF DEVELOPME	308,772	.00	308,772.00	107,480.17	.00	201,291.83	34.8%
559900 OTHER CHARGES	20,500	.00	20,500.00	14,500.00	999.00	5,001.00	75.6%
572200 REGULAR INSTRUCTION EQUIPM	7,500	.00	7,500.00	274.50	.00	7,225.50	3.7%
TOTAL REGULAR INSTRUCTION SUPP	14,274,211	.00	14,274,211.00	3,012,832.21	25,576.50	11,235,802.29	21.3%
72215 ALTERNATIVE INSTRUCT SUPPORT							
516200 CLERICAL PERSONNEL	19,924	.00	19,924.00	3,069.75	.00	16,854.25	15.4%
520100 SOCIAL SECURITY	1,235	.00	1,235.00	172.95	.00	1,062.05	14.0%
520400 STATE RETIREMENT	2,562	.00	2,562.00	276.28	.00	2,285.72	10.8%
520600 LIFE INSURANCE	39	.00	39.00	.00	.00	39.00	.0%
520700 MEDICAL INSURANCE	6,277	.00	6,277.00	886.02	.00	5,390.98	14.1%
521200 EMPLOYER MEDICARE	289	.00	289.00	40.45	.00	248.55	14.0%
TOTAL ALTERNATIVE INSTRUCT SUP	30,326	.00	30,326.00	4,445.45	.00	25,880.55	14.7%
72220 SPECIAL EDUCATION SUPPORT							
510500 SUPERVISOR/DIRECTOR	102,907	.00	102,907.00	25,726.74	.00	77,180.26	25.0%
511700 CAREER LADDER PROGRAM	10,000	.00	10,000.00	999.99	.00	9,000.01	10.0%
512400 PSYCHOLOGICAL PERSONNEL	1,013,328	.00	1,013,328.00	238,849.02	.00	774,478.98	23.6%
516100 SECRETARY(S)	60,646	.00	60,646.00	14,408.82	.00	46,237.18	23.8%
516200 CLERICAL PERSONNEL	58,826	.00	58,826.00	11,906.02	.00	46,919.98	20.2%

FOR 2018 03

ACCOUNTS FOR: 141 GENERAL PURPOSE SCHOOL	ORIGINAL APPROP	TRANFRS/ ADJUSTMTS	REVISED BUDGET	YTD EXPENDED	ENCUMBRANCES	AVAILABLE BUDGET	PCT USED
518900 OTHER SALARIES & WAGES	1,124,750	.00	1,124,750.00	219,609.36	.00	905,140.64	19.5%
520100 SOCIAL SECURITY	146,967	.00	146,967.00	31,013.49	.00	115,953.51	21.1%
520400 STATE RETIREMENT	222,686	.00	222,686.00	48,170.39	.00	174,515.61	21.6%
520600 LIFE INSURANCE	1,911	.00	1,911.00	227.64	.00	1,683.36	11.9%
520700 MEDICAL INSURANCE	294,524	.00	294,524.00	56,887.39	.00	237,636.61	19.3%
521200 EMPLOYER MEDICARE	34,372	.00	34,372.00	7,253.16	.00	27,118.84	21.1%
530600 BANK CHARGES	0	.00	.00	253.96	.00	-253.96	100.0%
532000 DUES AND MEMBERSHIPS	1,800	.00	1,800.00	100.00	.00	1,700.00	5.6%
535500 TRAVEL	29,000	.00	29,000.00	1,756.96	.00	27,243.04	6.1%
539900 OTHER CONTRACTED SERVICES	96,160	.00	96,160.00	14,042.45	131,357.80	-49,240.25	151.2%
543500 OFFICE SUPPLIES	9,250	.00	9,250.00	1,613.50	638.88	6,997.62	24.4%
549900 OTHER SUPPLIES AND MATERIA	81,139	.00	81,139.00	5,364.01	20,290.16	55,484.83	31.6%
552400 IN SERVICE/STAFF DEVELOPME	20,500	.00	20,500.00	1,944.46	.00	18,555.54	9.5%
579000 OTHER EQUIPMENT	500	.00	500.00	.00	.00	500.00	.0%
TOTAL SPECIAL EDUCATION SUPPOR	3,309,266	.00	3,309,266.00	680,127.36	152,286.84	2,476,851.80	25.2%
72230 VOCATIONAL EDUCATION SUPPORT							
510500 SUPERVISOR/DIRECTOR	79,187	.00	79,187.00	19,796.49	.00	59,390.51	25.0%
516100 SECRETARY(S)	18,539	.00	18,539.00	4,992.38	.00	13,546.62	26.9%
520100 SOCIAL SECURITY	6,059	.00	6,059.00	1,499.79	.00	4,559.21	24.8%
520400 STATE RETIREMENT	9,574	.00	9,574.00	2,439.55	.00	7,134.45	25.5%
520600 LIFE INSURANCE	83	.00	83.00	10.98	.00	72.02	13.2%
520700 MEDICAL INSURANCE	12,306	.00	12,306.00	2,460.96	.00	9,845.04	20.0%
521200 EMPLOYER MEDICARE	1,417	.00	1,417.00	350.76	.00	1,066.24	24.8%
543500 OFFICE SUPPLIES	1,000	.00	1,000.00	32.14	.00	967.86	3.2%
552400 IN SERVICE/STAFF DEVELOPME	2,000	.00	2,000.00	.00	.00	2,000.00	.0%
TOTAL VOCATIONAL EDUCATION SUP	130,165	.00	130,165.00	31,583.05	.00	98,581.95	24.3%
72250 TECHNOLOGY							
510500 SUPERVISOR/DIRECTOR	524,613	.00	524,613.00	93,538.22	.00	431,074.78	17.8%
512000 COMPUTER PROGRAMMER(S)	389,621	.00	389,621.00	93,993.60	.00	295,627.40	24.1%
514000 SALARY SUPPLEMENTS	10,000	.00	10,000.00	4,594.80	.00	5,405.20	45.9%
516100 SECRETARY(S)	42,421	.00	42,421.00	11,418.42	.00	31,002.58	26.9%
516800 TEMPORARY PERSONNEL	30,000	.00	30,000.00	10,230.00	.00	19,770.00	34.1%
518700 OVERTIME PAY	1,000	.00	1,000.00	.00	.00	1,000.00	.0%
518900 OTHER SALARIES & WAGES	146,595	.00	146,595.00	39,558.40	.00	107,036.60	27.0%

12/01/2017 12:20
MUNISReports

CLARKSVILLE-MONTGOMERY CO. SCHOOL SYSTEM
Y-T-D BUDGET REPORT 9-30-17 EXPENSES

P 7
glytdbud

FOR 2018 03

ACCOUNTS FOR: 141 GENERAL PURPOSE SCHOOL	ORIGINAL APPROP	TRANSFRS/ ADJUSTMTS	REVISED BUDGET	YTD EXPENDED	ENCUMBRANCES	AVAILABLE BUDGET	PCT USED
520100 SOCIAL SECURITY	70,944	.00	70,944.00	15,400.12	.00	55,543.88	21.7%
520400 STATE RETIREMENT	147,021	.00	147,021.00	30,988.15	.00	116,032.85	21.1%
520600 LIFE INSURANCE	1,004	.00	1,004.00	92.16	.00	911.84	9.2%
520700 MEDICAL INSURANCE	120,052	.00	120,052.00	19,678.79	.00	100,373.21	16.4%
521200 EMPLOYER MEDICARE	16,593	.00	16,593.00	3,601.63	.00	12,991.37	21.7%
532000 DUES AND MEMBERSHIPS	1,200	.00	1,200.00	.00	.00	1,200.00	.0%
533000 OPERATING LEASE PAYMENTS	3,821,599	.00	3,821,599.00	2,749,191.80	.00	1,072,407.20	71.9%
535000 INTERNET CONNECTIVITY	419,400	.00	419,400.00	26,960.00	.00	392,440.00	6.4%
535500 TRAVEL	39,000	.00	39,000.00	6,333.71	.00	32,666.29	16.2%
539900 OTHER CONTRACTED SERVICES	758,353	.00	758,353.00	206,341.55	177,002.94	375,008.51	50.5%
541100 DATA PROCESSING SUPPLIES	807,243	.00	807,243.00	61,897.51	46,252.79	699,092.70	13.4%
542200 FOOD SUPPLIES	207	.00	207.00	.00	.00	207.00	.0%
543500 OFFICE SUPPLIES	1,500	.00	1,500.00	12.04	.00	1,487.96	.8%
547000 CABLING	500,000	.00	500,000.00	41,370.00	108,630.00	350,000.00	30.0%
547100 SOFTWARE	1,538,770	.00	1,538,770.00	286,474.21	70,716.00	1,181,579.79	23.2%
549900 OTHER SUPPLIES AND MATERIA	73,000	.00	73,000.00	7,011.80	2,000.00	63,988.20	12.3%
552400 IN SERVICE/STAFF DEVELOPME	32,460	.00	32,460.00	1,655.70	.00	30,804.30	5.1%
570900 DATA PROCESSING EQUIPMENT	375,000	.00	375,000.00	9,258.37	2,489.00	363,252.63	3.1%
579000 OTHER EQUIPMENT	2,700,000	.00	2,700,000.00	2,001,612.00	3,169,850.00	-2,471,462.00	191.5%
TOTAL TECHNOLOGY	12,567,596	.00	12,567,596.00	5,721,212.98	3,576,940.73	3,269,442.29	74.0%
72260 ADULT EDUCATION SUPPORT							
510500 SUPERVISOR/DIRECTOR	85,908	.00	85,908.00	21,476.76	.00	64,431.24	25.0%
511700 CAREER LADDER PROGRAM	1,000	.00	1,000.00	249.99	.00	750.01	25.0%
512300 GUIDANCE PERSONNEL	30,800	.00	30,800.00	7,938.00	.00	22,862.00	25.8%
518900 OTHER SALARIES & WAGES	62,981	.00	62,981.00	10,105.59	.00	52,875.41	16.0%
520100 SOCIAL SECURITY	11,203	.00	11,203.00	2,435.00	.00	8,768.00	21.7%
520400 STATE RETIREMENT	16,407	.00	16,407.00	2,890.39	.00	13,516.61	17.6%
520600 LIFE INSURANCE	83	.00	83.00	17.28	.00	65.72	20.8%
520700 MEDICAL INSURANCE	0	.00	.00	1,473.34	.00	-1,473.34	100.0%
521200 EMPLOYER MEDICARE	2,621	.00	2,621.00	569.48	.00	2,051.52	21.7%
TOTAL ADULT EDUCATION SUPPORT	211,003	.00	211,003.00	47,155.83	.00	163,847.17	22.3%
72310 BOARD OF EDUCATION							
511800 SECRETARY TO BOARD	23,850	.00	23,850.00	6,420.39	.00	17,429.61	26.9%
519100 BOARD & COMMITTEE MEMB FEE	38,600	.00	38,600.00	11,500.00	.00	27,100.00	29.8%

FOR 2018 03

ACCOUNTS FOR: 141 GENERAL PURPOSE SCHOOL	ORIGINAL APPROP	TRANSFRS/ ADJUSTMTS	REVISED BUDGET	YTD EXPENDED	ENCUMBRANCES	AVAILABLE BUDGET	PCT USED
520100 SOCIAL SECURITY	3,872	.00	3,872.00	875.07	.00	2,996.93	22.6%
520400 STATE RETIREMENT	3,067	.00	3,067.00	825.65	.00	2,241.35	26.9%
520600 LIFE INSURANCE	32	.00	32.00	2.34	.00	29.66	7.3%
520700 MEDICAL INSURANCE	6,152	.00	6,152.00	922.86	.00	5,229.14	15.0%
520900 DISABILITY INSURANCE	547,000	.00	547,000.00	68,928.12	.00	478,071.88	12.6%
521000 UNEMPLOYMENT COMPENSATION	70,000	.00	70,000.00	13,636.61	.00	56,363.39	19.5%
521200 EMPLOYER MEDICARE	906	.00	906.00	254.67	.00	651.33	28.1%
529900 OTHER FRINGE BENEFITS	617,000	.00	617,000.00	99,019.23	.00	517,980.77	16.0%
530500 AUDIT SERVICES	79,053	.00	79,053.00	65,750.00	13,300.00	3.00	100.0%
532000 DUES AND MEMBERSHIPS	30,300	.00	30,300.00	28,064.00	.00	2,236.00	92.6%
533100 LEGAL SERVICES	50,000	.00	50,000.00	16,924.75	.00	33,075.25	33.8%
550600 LIABILITY INSURANCE	237,013	.00	237,013.00	135,636.00	.00	101,377.00	57.2%
550800 PREMIUMS ON CORP SURETY BO	3,147	.00	3,147.00	3,254.00	.00	-107.00	103.4%
551000 TRUSTEE'S COMMISSION	1,260,000	.00	1,260,000.00	155,446.09	.00	1,104,553.91	12.3%
551300 WORKER'S COMP INSURANCE	200,000	.00	200,000.00	76,485.12	.00	123,514.88	38.2%
551500 LIABILITY CLAIMS	250,000	.00	250,000.00	65,867.06	.00	184,132.94	26.3%
551600 OTHER SELF-INSURED CLAIMS	100,000	.00	100,000.00	25,353.69	270.00	74,376.31	25.6%
552400 IN SERVICE/STAFF DEVELOPME	13,000	.00	13,000.00	275.66	.00	12,724.34	2.1%
553300 CRIMINAL INVEST OF APPLIC-	65,000	.00	65,000.00	11,061.00	53,612.50	326.50	99.5%
559900 OTHER CHARGES	25,500	.00	25,500.00	1,272.83	.00	24,227.17	5.0%
TOTAL BOARD OF EDUCATION	3,623,492	.00	3,623,492.00	787,775.14	67,182.50	2,768,534.36	23.6%
72320 DIRECTOR OF SCHOOLS							
510100 DIRECTOR OF SCHOOLS	181,538	.00	181,538.00	44,696.17	.00	136,841.83	24.6%
511700 CAREER LADDER PROGRAM	1,000	.00	1,000.00	.00	.00	1,000.00	.0%
513700 EDUCATION MEDIA PERSONNEL	111,453	.00	111,453.00	31,632.88	.00	79,820.12	28.4%
516100 SECRETARY(S)	75,208	.00	75,208.00	16,540.47	.00	58,667.53	22.0%
516200 CLERICAL PERSONNEL	196,669	.00	196,669.00	49,122.44	.00	147,546.56	25.0%
516800 TEMPORARY PERSONNEL	3,000	.00	3,000.00	.00	.00	3,000.00	.0%
518700 OVERTIME PAY	200	.00	200.00	.00	.00	200.00	.0%
518900 OTHER SALARIES & WAGES	236,908	.00	236,908.00	48,188.73	.00	188,719.27	20.3%
520100 SOCIAL SECURITY	49,970	.00	49,970.00	11,365.08	.00	38,604.92	22.7%
520400 STATE RETIREMENT	93,907	.00	93,907.00	21,659.50	.00	72,247.50	23.1%
520600 LIFE INSURANCE	556	.00	556.00	65.34	.00	490.66	11.8%
520700 MEDICAL INSURANCE	150,760	.00	150,760.00	25,015.87	.00	125,744.13	16.6%
521200 EMPLOYER MEDICARE	11,689	.00	11,689.00	2,657.97	.00	9,031.03	22.7%
530200 ADVERTISING	500	.00	500.00	.00	.00	500.00	.0%
532000 DUES AND MEMBERSHIPS	11,685	.00	11,685.00	9,331.00	.00	2,354.00	79.9%
534800 POSTAL CHARGES	53,000	.00	53,000.00	11,350.29	.00	41,649.71	21.4%
535500 TRAVEL	2,000	.00	2,000.00	87.20	.00	1,912.80	4.4%

FOR 2018 03

ACCOUNTS FOR: 141 GENERAL PURPOSE SCHOOL	ORIGINAL APPROP	TRANSFERS/ ADJUSTMENTS	REVISED BUDGET	YTD EXPENDED	ENCUMBRANCES	AVAILABLE BUDGET	PCT USED
539900 OTHER CONTRACTED SERVICES	70,300	.00	70,300.00	10,330.08	4,500.00	55,469.92	21.1%
541400 DUPLICATING SUPPLIES	45,000	.00	45,000.00	1,832.48	57.75	43,109.77	4.2%
542200 FOOD SUPPLIES	3,060	.00	3,060.00	120.00	.00	2,940.00	3.9%
543500 OFFICE SUPPLIES	5,350	.00	5,350.00	870.48	.00	4,479.52	16.3%
543700 PERIODICALS	516	.00	516.00	323.00	.00	193.00	62.6%
549900 OTHER SUPPLIES AND MATERIA	8,200	.00	8,200.00	1,063.03	.00	7,136.97	13.0%
552400 IN SERVICE/STAFF DEVELOPME	32,678	.00	32,678.00	8,479.49	.00	24,198.51	25.9%
579000 OTHER EQUIPMENT	13,150	.00	13,150.00	703.57	3,600.24	8,846.19	32.7%
TOTAL DIRECTOR OF SCHOOLS	1,358,297	.00	1,358,297.00	295,435.07	8,157.99	1,054,703.94	22.4%
72410 OFFICE OF THE PRINCIPAL							
510400 PRINCIPALS	3,841,029	.00	3,841,029.00	974,057.64	.00	2,866,971.36	25.4%
511700 CAREER LADDER PROGRAM	39,000	.00	39,000.00	5,999.82	.00	33,000.18	15.4%
511900 ACCOUNTANTS/BOOKKEEPERS	1,776,760	.00	1,776,760.00	332,617.50	.00	1,444,142.50	18.7%
513900 ASSISTANT PRINCIPALS	5,127,333	.00	5,127,333.00	1,269,726.06	.00	3,857,606.94	24.8%
516200 CLERICAL PERSONNEL	2,485,568	.00	2,485,568.00	477,924.92	.00	2,007,643.08	19.2%
516800 TEMPORARY PERSONNEL	4,500	.00	4,500.00	2,565.43	.00	1,934.57	57.0%
518700 OVERTIME PAY	2,000	.00	2,000.00	313.28	.00	1,686.72	15.7%
520100 SOCIAL SECURITY	823,124	.00	823,124.00	182,861.27	.00	640,262.73	22.2%
520400 STATE RETIREMENT	1,366,839	.00	1,366,839.00	308,219.32	.00	1,058,619.68	22.5%
520600 LIFE INSURANCE	12,201	.00	12,201.00	1,547.06	.00	10,653.94	12.7%
520700 MEDICAL INSURANCE	2,534,370	.00	2,534,370.00	448,098.27	.00	2,086,271.73	17.7%
521200 EMPLOYER MEDICARE	192,505	.00	192,505.00	42,803.09	.00	149,701.91	22.2%
532000 DUES AND MEMBERSHIPS	9,000	.00	9,000.00	9,000.00	.00	.00	100.0%
539900 OTHER CONTRACTED SERVICES	49,791	.00	49,791.00	24,972.00	.00	24,819.00	50.2%
552400 IN SERVICE/STAFF DEVELOPME	39,000	.00	39,000.00	39,000.00	.00	.00	100.0%
570100 ADMINISTRATIVE EQUIPMENT	25,000	.00	25,000.00	.00	21,572.00	3,428.00	86.3%
TOTAL OFFICE OF THE PRINCIPAL	18,328,020	.00	18,328,020.00	4,119,705.66	21,572.00	14,186,742.34	22.6%
72510 FISCAL SERVICES							
510500 SUPERVISOR/DIRECTOR	519,940	.00	519,940.00	127,358.98	.00	392,581.02	24.5%
511900 ACCOUNTANTS/BOOKKEEPERS	923,028	.00	923,028.00	251,308.30	.00	671,719.70	27.2%
516800 TEMPORARY PERSONNEL	25,300	.00	25,300.00	6,695.56	.00	18,604.44	26.5%
518700 OVERTIME PAY	5,200	.00	5,200.00	217.25	.00	4,982.75	4.2%
518900 OTHER SALARIES & WAGES	532,629	.00	532,629.00	133,903.30	.00	398,725.70	25.1%
520100 SOCIAL SECURITY	124,377	.00	124,377.00	31,270.75	.00	93,106.25	25.1%

FOR 2018 03

ACCOUNTS FOR: 141	GENERAL PURPOSE SCHOOL	ORIGINAL APPROP	TRANFRS/ ADJSTMTS	REVISED BUDGET	YTD EXPENDED	ENCUMBRANCES	AVAILABLE BUDGET	PCT USED
520400	STATE RETIREMENT	257,984	.00	257,984.00	65,149.11	.00	192,834.89	25.3%
520600	LIFE INSURANCE	1,545	.00	1,545.00	181.26	.00	1,363.74	11.7%
520700	MEDICAL INSURANCE	351,616	.00	351,616.00	48,191.65	.00	303,424.35	13.7%
521200	EMPLOYER MEDICARE	29,089	.00	29,089.00	7,313.30	.00	21,775.70	25.1%
530200	ADVERTISING	110	.00	110.00	.00	.00	110.00	.0%
530600	BANK CHARGES	8,000	.00	8,000.00	595.92	.00	7,404.08	7.4%
532000	DUES AND MEMBERSHIPS	1,285	.00	1,285.00	.00	.00	1,285.00	.0%
532900	LAUNDRY SERVICE	2,000	.00	2,000.00	482.40	1,517.60	.00	100.0%
533600	MAINT/REPAIR SRVCS- EQUIP	0	.00	.00	530.75	.00	-530.75	100.0%
535500	TRAVEL	2,000	.00	2,000.00	319.55	.00	1,680.45	16.0%
539900	OTHER CONTRACTED SERVICES	56,500	.00	56,500.00	47,735.13	17,889.00	-9,124.13	116.1%
542200	FOOD SUPPLIES	162	.00	162.00	78.28	.00	83.72	48.3%
542500	GASOLINE	10,000	.00	10,000.00	1,350.39	.00	8,649.61	13.5%
543500	OFFICE SUPPLIES	22,200	.00	22,200.00	2,796.42	659.80	18,743.78	15.6%
549900	OTHER SUPPLIES AND MATERIA	1,300	.00	1,300.00	697.43	.00	602.57	53.6%
552400	IN SERVICE/STAFF DEVELOPME	37,575	.00	37,575.00	.00	12,212.13	25,362.87	32.5%
	TOTAL FISCAL SERVICES	2,911,840	.00	2,911,840.00	726,175.73	32,278.53	2,153,385.74	26.0%
72520 HUMAN RESOURCES								
510500	SUPERVISOR/DIRECTOR	582,209	.00	582,209.00	147,412.26	.00	434,796.74	25.3%
516100	SECRETARY(S)	717,443	.00	717,443.00	179,936.62	.00	537,506.38	25.1%
518700	OVERTIME PAY	6,000	.00	6,000.00	1,750.98	.00	4,249.02	29.2%
518900	OTHER SALARIES & WAGES	122,323	.00	122,323.00	17,970.75	.00	104,352.25	14.7%
519900	OTHER PER DIEM & FEES	323,500	.00	323,500.00	37,923.82	.00	285,576.18	11.7%
520100	SOCIAL SECURITY	108,591	.00	108,591.00	23,153.54	.00	85,437.46	21.3%
520400	STATE RETIREMENT	208,209	.00	208,209.00	44,778.69	.00	163,430.31	21.5%
520600	LIFE INSURANCE	1,216	.00	1,216.00	123.60	.00	1,092.40	10.2%
520700	MEDICAL INSURANCE	208,662	.00	208,662.00	38,900.24	.00	169,761.76	18.6%
521200	EMPLOYER MEDICARE	25,398	.00	25,398.00	5,415.06	.00	19,982.94	21.3%
530200	ADVERTISING	6,000	.00	6,000.00	1,276.48	.00	4,723.52	21.3%
532000	DUES AND MEMBERSHIPS	7,151	.00	7,151.00	1,234.50	.00	5,916.50	17.3%
535500	TRAVEL	19,600	.00	19,600.00	828.15	.00	18,771.85	4.2%
539900	OTHER CONTRACTED SERVICES	63,300	.00	63,300.00	.00	.00	63,300.00	.0%
542200	FOOD SUPPLIES	117	.00	117.00	.00	.00	117.00	.0%
543500	OFFICE SUPPLIES	15,000	.00	15,000.00	4,974.47	722.62	9,302.91	38.0%
549900	OTHER SUPPLIES AND MATERIA	27,900	.00	27,900.00	4,039.29	563.99	23,296.72	16.5%
552400	IN SERVICE/STAFF DEVELOPME	31,000	.00	31,000.00	6,020.54	.00	24,979.46	19.4%
570100	ADMINISTRATIVE EQUIPMENT	500	.00	500.00	.00	.00	500.00	.0%
579000	OTHER EQUIPMENT	180,000	.00	180,000.00	.00	.00	180,000.00	.0%
	TOTAL HUMAN RESOURCES	2,654,119	.00	2,654,119.00	515,738.99	1,286.61	2,137,093.40	19.5%

12/01/2017 12:20
MUNISReports

CLARKSVILLE-MONTGOMERY CO. SCHOOL SYSTEM
Y-T-D BUDGET REPORT 9-30-17 EXPENSES

P 11
glytdbud

FOR 2018 03

ACCOUNTS FOR:	ORIGINAL	TRANSFRS/	REVISED	YTD EXPENDED	ENCUMBRANCES	AVAILABLE	PCT
141 GENERAL PURPOSE SCHOOL	APPROP	ADJUSTMTS	BUDGET			BUDGET	USED
<hr/>							
72610 OPERATION OF PLANT							
<hr/>							
510500 SUPERVISOR/DIRECTOR	318,017	.00	318,017.00	79,504.22	.00	238,512.78	25.0%
514000 SALARY SUPPLEMENTS	40,154	.00	40,154.00	2,985.80	.00	37,168.20	7.4%
514100 FOREMEN	42,399	.00	42,399.00	12,336.81	.00	30,062.19	29.1%
516100 SECRETARY(S)	33,531	.00	33,531.00	9,027.20	.00	24,503.80	26.9%
516600 CUSTODIAL PERSONNEL	5,301,020	.00	5,301,020.00	1,376,412.98	.00	3,924,607.02	26.0%
518700 OVERTIME PAY	10,000	.00	10,000.00	2,242.14	.00	7,757.86	22.4%
520100 SOCIAL SECURITY	356,198	.00	356,198.00	88,599.68	.00	267,598.32	24.9%
520400 STATE RETIREMENT	738,823	.00	738,823.00	183,886.23	.00	554,936.77	24.9%
520600 LIFE INSURANCE	10,530	.00	10,530.00	896.57	.00	9,633.43	8.5%
520700 MEDICAL INSURANCE	1,547,284	.00	1,547,284.00	236,339.09	.00	1,310,944.91	15.3%
521200 EMPLOYER MEDICARE	83,304	.00	83,304.00	20,720.55	.00	62,583.45	24.9%
532000 DUES AND MEMBERSHIPS	150	.00	150.00	.00	.00	150.00	.0%
532200 EVALUATION AND TESTING	11,000	.00	11,000.00	910.50	4,089.50	6,000.00	45.5%
532900 LAUNDRY SERVICE	36,000	.00	36,000.00	7,859.44	26,140.47	2,000.09	94.4%
533300 LICENSES	12,000	.00	12,000.00	465.00	.00	11,535.00	3.9%
535900 GARBAGE DISPOSAL FEES	110,000	.00	110,000.00	11,707.80	98,292.20	.00	100.0%
539900 OTHER CONTRACTED SERVICES	311,000	.00	311,000.00	22,020.38	147,500.45	141,479.17	54.5%
541000 CUSTODIAL SUPPLIES	383,232	.00	383,232.00	245,484.87	.00	137,747.13	64.1%
541500 ELECTRICITY	5,900,000	.00	5,900,000.00	1,132,193.31	.00	4,767,806.69	19.2%
542000 FERTILIZER, LIME, AND SEED	42,000	.00	42,000.00	35,740.00	.00	6,260.00	85.1%
542200 FOOD SUPPLIES	898	.00	898.00	.00	.00	898.00	.0%
542300 FUEL OIL	15,000	.00	15,000.00	464.66	.00	14,535.34	3.1%
543400 NATURAL GAS	675,000	.00	675,000.00	8,611.42	.00	666,388.58	1.3%
543500 OFFICE SUPPLIES	5,000	.00	5,000.00	113.88	.00	4,886.12	2.3%
545400 WATER AND SEWER	775,000	.00	775,000.00	104,477.27	.00	670,522.73	13.5%
545600 GRAVEL AND CHERT	35,000	.00	35,000.00	12,792.00	.00	22,208.00	36.5%
549900 OTHER SUPPLIES AND MATERIA	40,000	.00	40,000.00	7,137.23	.00	32,862.77	17.8%
550200 BUILDING AND CONTENTS INSU	497,770	.00	497,770.00	451,619.00	.00	46,151.00	90.7%
552400 IN SERVICE/STAFF DEVELOPME	5,000	.00	5,000.00	30.00	.00	4,970.00	.6%
571100 FURNITURE AND FIXTURES	50,000	.00	50,000.00	57,619.60	25,877.60	-33,497.20	167.0%
572000 PLANT OPERATION EQUIPMENT	31,000	.00	31,000.00	.00	.00	31,000.00	.0%
TOTAL OPERATION OF PLANT	17,416,310	.00	17,416,310.00	4,112,197.63	301,900.22	13,002,212.15	25.3%
<hr/>							
72620 MAINTENANCE OF PLANT							
<hr/>							
510500 SUPERVISOR/DIRECTOR	84,033	.00	84,033.00	21,008.25	.00	63,024.75	25.0%
514100 FOREMEN	61,573	.00	61,573.00	23,274.99	.00	38,298.01	37.8%

12/01/2017 12:20
MUNISReports

CLARKSVILLE-MONTGOMERY CO. SCHOOL SYSTEM
Y-T-D BUDGET REPORT 9-30-17 EXPENSES

P 12
glytdbud

FOR 2018 03

ACCOUNTS FOR: 141 GENERAL PURPOSE SCHOOL	ORIGINAL APPROP	TRANFRS/ ADJUSTMTS	REVISED BUDGET	YTD EXPENDED	ENCUMBRANCES	AVAILABLE BUDGET	PCT USED
516100 SECRETARY(S)	79,308	.00	79,308.00	21,352.80	.00	57,955.20	26.9%
516700 MAINTENANCE PERSONNEL	2,505,303	.00	2,505,303.00	627,940.80	.00	1,877,362.20	25.1%
516800 TEMPORARY PERSONNEL	23,223	.00	23,223.00	.00	.00	23,223.00	.0%
518700 OVERTIME PAY	4,000	.00	4,000.00	.00	.00	4,000.00	.0%
520100 SOCIAL SECURITY	170,962	.00	170,962.00	41,614.55	.00	129,347.45	24.3%
520400 STATE RETIREMENT	351,620	.00	351,620.00	87,519.89	.00	264,100.11	24.9%
520600 LIFE INSURANCE	2,584	.00	2,584.00	279.36	.00	2,304.64	10.8%
520700 MEDICAL INSURANCE	607,134	.00	607,134.00	91,430.63	.00	515,703.37	15.1%
521200 EMPLOYER MEDICARE	39,983	.00	39,983.00	9,732.46	.00	30,250.54	24.3%
530700 COMMUNICATION	586,837	.00	586,837.00	66,242.29	77,338.00	443,256.71	24.5%
532000 DUES AND MEMBERSHIPS	500	.00	500.00	.00	.00	500.00	.0%
532900 LAUNDRY SERVICE	12,300	.00	12,300.00	2,536.61	9,454.39	309.00	97.5%
533500 REPAIR SERVICES-BUILDINGS	50,000	.00	50,000.00	.00	.00	50,000.00	.0%
533600 MAINT/REPAIR SRVCS- EQUIP	233,500	.00	233,500.00	-23,986.03	.00	257,486.03	-10.3%
533800 MAINT/REPAIR SRVCS- VEHICL	10,000	.00	10,000.00	.00	.00	10,000.00	.0%
535100 RENTALS	4,200	.00	4,200.00	412.72	.00	3,787.28	9.8%
539900 OTHER CONTRACTED SERVICES	587,520	.00	587,520.00	83,066.62	49,765.29	454,688.09	22.6%
542200 FOOD SUPPLIES	288	.00	288.00	.00	.00	288.00	.0%
542500 GASOLINE	175,000	.00	175,000.00	20,562.59	.00	154,437.41	11.8%
543300 LUBRICANTS	3,500	.00	3,500.00	550.54	.00	2,949.46	15.7%
543500 OFFICE SUPPLIES	3,000	.00	3,000.00	832.44	.00	2,167.56	27.7%
545000 TIRES AND TUBES	18,000	.00	18,000.00	2,033.82	.00	15,966.18	11.3%
545300 VEHICLE PARTS	47,500	.00	47,500.00	10,895.45	.00	36,604.55	22.9%
546800 CHEMICALS	50,000	.00	50,000.00	429.89	.00	49,570.11	.9%
549900 OTHER SUPPLIES AND MATERIA	911,500	.00	911,500.00	132,645.97	39,575.39	739,278.64	18.9%
551100 VEHICLE AND EQUIP INSURANC	62,160	.00	62,160.00	32,714.00	.00	29,446.00	52.6%
552400 IN SERVICE/STAFF DEVELOPME	10,000	.00	10,000.00	.00	.00	10,000.00	.0%
571700 MAINTENANCE EQUIPMENT	2,000	.00	2,000.00	65,879.49	.00	-63,879.49	3294.0%
TOTAL MAINTENANCE OF PLANT	6,697,528	.00	6,697,528.00	1,318,970.13	176,133.07	5,202,424.80	22.3%
73400 EARLY CHILDHOOD EDUCATION							
511600 TEACHERS	1,025,107	.00	1,025,107.00	79,750.68	.00	945,356.32	7.8%
516300 EDUCATIONAL ASSISTANTS	358,466	.00	358,466.00	48,954.43	.00	309,511.57	13.7%
516800 TEMPORARY PERSONNEL	0	.00	.00	548.12	.00	-548.12	100.0%
518700 OVERTIME PAY	450	.00	450.00	.00	.00	450.00	.0%
518900 OTHER SALARIES & WAGES	97,452	.00	97,452.00	21,848.27	.00	75,603.73	22.4%
519500 SUBSTITUTE TEACHERS CERTIF	12,278	.00	12,278.00	343.75	.00	11,934.25	2.8%
519800 SUB TEACHERS NON-CERTIFIED	14,000	.00	14,000.00	337.52	.00	13,662.48	2.4%
520100 SOCIAL SECURITY	93,481	.00	93,481.00	8,760.81	.00	84,720.19	9.4%
520400 STATE RETIREMENT	149,702	.00	149,702.00	15,598.03	.00	134,103.97	10.4%

FOR 2018 03

ACCOUNTS FOR:	ORIGINAL	TRANFRS/	REVISED	YTD EXPENDED	ENCUMBRANCES	AVAILABLE	PCT
141 GENERAL PURPOSE SCHOOL	APPROP	ADJSTMTS	BUDGET			BUDGET	USED
520600 LIFE INSURANCE	2,195	.00	2,195.00	166.32	.00	2,028.68	7.6%
520700 MEDICAL INSURANCE	364,471	.00	364,471.00	42,280.34	.00	322,190.66	11.6%
521200 EMPLOYER MEDICARE	21,862	.00	21,862.00	2,050.49	.00	19,811.51	9.4%
535500 TRAVEL	1,000	.00	1,000.00	.00	.00	1,000.00	.0%
542900 INSTRUCTIONAL SUPP & MATER	8,000	.00	8,000.00	4,749.10	.00	3,250.90	59.4%
552400 IN SERVICE/STAFF DEVELOPME	6,000	.00	6,000.00	79.90	.00	5,920.10	1.3%
TOTAL EARLY CHILDHOOD EDUCATIO	2,154,464	.00	2,154,464.00	225,467.76	.00	1,928,996.24	10.5%
82130 PRINCIPAL ON NOTES							
561000 PRINCIPAL ON LEASE	616,865	.00	616,865.00	809,066.35	.00	-192,201.35	131.2%
561100 INTEREST ON LEASE	8,398	.00	8,398.00	.00	.00	8,398.00	.0%
TOTAL PRINCIPAL ON NOTES	625,263	.00	625,263.00	809,066.35	.00	-183,803.35	129.4%
82230 INTEREST ON NOTES							
560400 INTEREST ON NOTES	24,375	.00	24,375.00	.00	.00	24,375.00	.0%
561100 INTEREST ON LEASE	0	.00	.00	4,496.36	.00	-4,496.36	100.0%
TOTAL INTEREST ON NOTES	24,375	.00	24,375.00	4,496.36	.00	19,878.64	18.4%
99100 TRANSFERS OUT							
559000 TRANSFERS TO OTHER FUNDS	296,882	.00	296,882.00	.00	.00	296,882.00	.0%
562000 DEBT SRVC CONTRIB TO PRIM	565,875	.00	565,875.00	.00	.00	565,875.00	.0%
TOTAL TRANSFERS OUT	862,757	.00	862,757.00	.00	.00	862,757.00	.0%
TOTAL GENERAL PURPOSE SCHOOL	260,610,657	30,000.00	260,640,657.00	40,977,059.41	4,541,830.02	215,121,767.57	17.5%

**Federal Projects Fund
Balance Sheet
For the Period Ending
September 30, 2017**

Assets:			
Cash on Deposit w/Trustee		1,337,886.03	
Accounts Receivable		-	
Due From Other Governments		31,575.60	
Due From Other Funds		7,946.39	
Prepaid Expenses		-	
		<hr/>	
Total Assets			1,377,408.02
Estimated Revenues		21,718,906.88	
Less Revenues Rec'd to Date		(1,565,818.86)	
		<hr/>	
Estimated Revenues not Received			20,153,088.02
Total Debits			<u>21,530,496.04</u>
Liabilities:			
Accounts Payable		526.00	
Accrued Payroll		-	
Payroll Deductions		11,552.37	
Due to Other Funds		529,458.15	
		<hr/>	
Total Liabilities			541,534.52
Appropriations			
From Estimated Revenues	21,718,906.88		
From Estimated Reserves	257,802.06		
	<hr/>		
Total Appropriations		21,976,708.94	
Less Expenditures	(1,991,568.82)		
Less Encumbrances	(718,322.50)		
	<hr/>		
Total Expenditures & Encumbrances		(2,709,891.32)	
Unencumbered Budget Balance			19,266,817.62
Reserves:			
Reserve for Encumbrances - Current Year		718,322.50	
Reserve for Encumbrances - Prior Year		-	
Committed for Education		1,000,000.00	
Restricted for Education 6/30/16	261,623.46		
Less Appropriations	(257,802.06)		
	<hr/>		
Plus Adjustments		3,821.40	
Estimated Reserve 6/30/17			1,722,143.90
Total Reserves			<u>1,722,143.90</u>
Total Credits			<u>21,530,496.04</u>

**Federal Projects Fund
Cash Reconciliation
September 30, 2017**

Cash on Deposit with Trustee	1,541,010.07	
Plus Receipts for Month	<u>655,126.05</u>	
Total Available Funds		2,196,136.12
Less Cash Disbursements:		
Warrants Issued	(435,484.81)	
Wire Transfers	<u>(424,371.93)</u>	
Total Cash Disbursements		(859,856.74)
Plus Voided Checks	<u>1,606.65</u>	
Book Balance		1,337,886.03
Plus Outstanding Warrants		23,051.40
Plus Wire Transfers in Transit		-
Less Adjustments Between Funds		<u>-</u>
Trustee's Report Balance		<u><u>1,360,937.43</u></u>

12/01/2017 12:26
MUNISReports

CLARKSVILLE-MONTGOMERY CO. SCHOOL SYSTEM
Y-T-D BUDGET REPORT 9-30-17 REVENUES

P 3
glytdbud

FOR 2018 03

ACCOUNTS FOR:	ORIGINAL ESTIM REV	ESTIM REV ADJSTMTS	REVISED EST REV	ACTUAL YTD REVENUE	REMAINING REVENUE	PCT COLL
142 SCHOOL FEDERAL PROJECTS						

00000 NON CHARGE						

46590 OTHER STATE EDUCATION FUND	324,757	25,124.55	349,881.55	13,275.25	336,606.30	3.8%
47131 VOCAT ED-BASIC GRANTS TO S	456,180	159,440.68	615,620.68	.00	615,620.68	.0%
47141 ESEA TITLE I	7,242,519	506,417.60	7,748,936.60	502,634.97	7,246,301.63	6.5%
47143 EDUCATION OF THE HANDICAPP	6,776,951	249,833.17	7,026,784.17	530,878.84	6,495,905.33	7.6%
47145 SPECIAL ED PRESCHOOL GRANT	118,829	20,582.53	139,411.53	2,625.65	136,785.88	1.9%
47146 ENGLISH LANGUAGE ACQUISIT	96,697	30,050.26	126,747.26	22,714.33	104,032.93	17.9%
47149 EDUCATION FOR HOMELESS	47,381	4,907.24	52,288.24	1,734.90	50,553.34	3.3%
47189 EISENHOWER PROFESS DEVGRAN	757,136	208,281.08	965,417.08	45,087.14	920,329.94	4.7%
47990 OTHER DIRECT FEDERAL	3,793,946	-100,126.34	3,693,819.77	446,867.78	3,246,951.99	12.1%
49800 OPERATING TRANSFERS	1,000,000	.00	1,000,000.00	.00	1,000,000.00	.0%
TOTAL NON CHARGE	20,614,396	1,104,510.77	21,718,906.88	1,565,818.86	20,153,088.02	7.2%
TOTAL SCHOOL FEDERAL PROJECTS	20,614,396	1,104,510.77	21,718,906.88	1,565,818.86	20,153,088.02	7.2%

FOR 2018 03

ACCOUNTS FOR:	ORIGINAL	TRANFRS/	REVISED	YTD EXPENDED	ENCUMBRANCES	AVAILABLE	PCT
142 SCHOOL FEDERAL PROJECTS	APPROP	ADJUSTMTS	BUDGET			BUDGET	USED
71100 REGULAR INSTRUCTION PROGRAM							
511600 TEACHERS	2,355,885	-586,949.00	1,768,936.00	152,936.21	.00	1,615,999.79	8.6%
514000 SALARY SUPPLEMENTS	1,082,350	160,000.00	1,242,350.00	19,588.00	.00	1,222,762.00	1.6%
516300 EDUCATIONAL ASSISTANTS	508,398	.00	508,398.00	58,796.39	.00	449,601.61	11.6%
518900 OTHER SALARIES & WAGES	0	15,000.00	15,000.00	9,367.00	.00	5,633.00	62.4%
519500 SUBSTITUTE TEACHERS CERTIF	37,200	18,768.00	55,968.00	5,323.24	.00	50,644.76	9.5%
519800 SUB TEACHERS NON-CERTIFIED	37,200	18,768.00	55,968.00	14,701.75	.00	41,266.25	26.3%
520100 SOCIAL SECURITY	249,304	8,470.00	257,774.00	14,938.81	.00	242,835.19	5.8%
520400 STATE RETIREMENT	379,904	16,457.00	396,361.00	23,215.78	.00	373,145.22	5.9%
520600 LIFE INSURANCE	3,971	.00	3,971.00	230.94	.00	3,740.06	5.8%
520700 MEDICAL INSURANCE	598,422	.00	598,422.00	52,595.64	.00	545,826.36	8.8%
521200 EMPLOYER MEDICARE	58,306	1,982.00	60,288.00	3,568.86	.00	56,719.14	5.9%
539900 OTHER CONTRACTED SERVICES	75,000	.00	75,000.00	2,407.65	3,425.00	69,167.35	7.8%
542900 INSTRUCTIONAL SUPP & MATER	195,000	236,869.61	431,869.61	104,122.87	21,883.63	305,863.11	29.2%
544900 TEXTBOOKS - BOUND	0	15,000.00	15,000.00	.00	.00	15,000.00	.0%
549900 OTHER SUPPLIES AND MATERIA	0	20,000.00	20,000.00	53.46	.00	19,946.54	.3%
559900 OTHER CHARGES	0	17,894.24	17,894.24	.00	.00	17,894.24	.0%
572200 REGULAR INSTRUCTION EQUIPM	120,000	7,409.00	127,409.00	11,734.35	4,455.20	111,219.45	12.7%
TOTAL REGULAR INSTRUCTION PROG	5,700,940	-50,331.15	5,650,608.85	473,580.95	29,763.83	5,147,264.07	8.9%
71200 SPECIAL EDUCATION PROGRAM							
511600 TEACHERS	239,353	88,780.00	328,133.00	21,570.04	.00	306,562.96	6.6%
516300 EDUCATIONAL ASSISTANTS	2,023,143	45,000.00	2,068,143.00	274,442.57	.00	1,793,700.43	13.3%
517100 SPEECH THERAPISTS	61,759	.00	61,759.00	5,147.33	.00	56,611.67	8.3%
518900 OTHER SALARIES & WAGES	2,000	.00	2,000.00	.00	.00	2,000.00	.0%
519500 SUBSTITUTE TEACHERS CERTIF	12,500	15,500.00	28,000.00	.00	.00	28,000.00	.0%
519800 SUB TEACHERS NON-CERTIFIED	10,000	12,800.00	22,800.00	.00	.00	22,800.00	.0%
520100 SOCIAL SECURITY	145,623	5,000.00	150,623.00	17,120.45	.00	133,502.55	11.4%
520400 STATE RETIREMENT	287,655	11,000.00	298,655.00	36,754.16	.00	261,900.84	12.3%
520600 LIFE INSURANCE	2,189	2,382.00	4,571.00	467.77	.00	4,103.23	10.2%
520700 MEDICAL INSURANCE	473,423	10,000.00	483,423.00	68,659.92	.00	414,763.08	14.2%
521200 EMPLOYER MEDICARE	34,058	3,000.00	37,058.00	4,003.66	.00	33,054.34	10.8%
531000 CONTRACTS W/PUBLIC AGENCIE	75,000	.00	75,000.00	6,645.00	66,409.00	1,946.00	97.4%
539900 OTHER CONTRACTED SERVICES	6,500	65,000.00	71,500.00	.00	.00	71,500.00	.0%
542900 INSTRUCTIONAL SUPP & MATER	8,500	86,000.00	94,500.00	173.95	371.25	93,954.80	.6%
549900 OTHER SUPPLIES AND MATERIA	27,820	96,000.00	123,820.00	4,512.45	6,003.93	113,303.62	8.5%
559900 OTHER CHARGES	2,316	3,184.00	5,500.00	452.61	275.94	4,771.45	13.2%

12/01/2017 12:20
MUNISReports

CLARKSVILLE-MONTGOMERY CO. SCHOOL SYSTEM
Y-T-D BUDGET REPORT 9-30-17 EXPENSES

P 15
glytdbud

FOR 2018 03

ACCOUNTS FOR: 142 SCHOOL FEDERAL PROJECTS	ORIGINAL APPROP	TRANFRS/ ADJUSTMTS	REVISED BUDGET	YTD EXPENDED	ENCUMBRANCES	AVAILABLE BUDGET	PCT USED
572500 SPECIAL EDUCATION EQUIPMEN	80,000	-3,079.18	76,920.82	4,444.00	5,103.42	67,373.40	12.4%
TOTAL SPECIAL EDUCATION PROGRA	3,491,839	440,566.82	3,932,405.82	444,393.91	78,163.54	3,409,848.37	13.3%
71300 VOCATIONAL EDUCATION PROGRAM							
533600 MAINT/REPAIR SRVCS- EQUIP	500	.00	500.00	.00	.00	500.00	.0%
539900 OTHER CONTRACTED SERVICES	4,920	-4,920.00	.00	.00	.00	.00	.0%
542900 INSTRUCTIONAL SUPP & MATER	11,166	18,834.00	30,000.00	1,450.00	.00	28,550.00	4.8%
549900 OTHER SUPPLIES AND MATERIA	0	12,000.00	12,000.00	.00	.00	12,000.00	.0%
559900 OTHER CHARGES	0	3,000.00	3,000.00	.00	.00	3,000.00	.0%
573000 VOCATIONAL INSTRUCTION EQU	262,912	90,538.68	353,450.68	8,593.00	180,533.00	164,324.68	53.5%
TOTAL VOCATIONAL EDUCATION PRO	279,498	119,452.68	398,950.68	10,043.00	180,533.00	208,374.68	47.8%
72120 HEALTH SERVICES							
510500 SUPERVISOR/DIRECTOR	53,669	.00	53,669.00	14,448.00	.00	39,221.00	26.9%
520100 SOCIAL SECURITY	3,327	.00	3,327.00	862.84	.00	2,464.16	25.9%
520400 STATE RETIREMENT	6,902	.00	6,902.00	1,858.01	.00	5,043.99	26.9%
520600 LIFE INSURANCE	40	.00	40.00	4.68	.00	35.32	11.7%
520700 MEDICAL INSURANCE	14,734	.00	14,734.00	2,210.01	.00	12,523.99	15.0%
521200 EMPLOYER MEDICARE	778	.00	778.00	201.79	.00	576.21	25.9%
535500 TRAVEL	200	300.00	500.00	.00	.00	500.00	.0%
549900 OTHER SUPPLIES AND MATERIA	2,000	-1,000.00	1,000.00	94.29	.00	905.71	9.4%
552400 IN SERVICE/STAFF DEVELOPME	1,550	-50.00	1,500.00	100.00	.00	1,400.00	6.7%
559900 OTHER CHARGES	2,000	.00	2,000.00	.00	.00	2,000.00	.0%
573500 HEALTH EQUIPMENT	69,800	750.00	70,550.00	343.16	.00	70,206.84	.5%
TOTAL HEALTH SERVICES	155,000	.00	155,000.00	20,122.78	.00	134,877.22	13.0%
72130 OTHER STUDENT SUPPORT							
512300 GUIDANCE PERSONNEL	54,729	63.00	54,792.00	4,561.50	.00	50,230.50	8.3%
513000 SOCIAL WORKERS	32,556	.00	32,556.00	.00	.00	32,556.00	.0%
516200 CLERICAL PERSONNEL	20,930	.00	20,930.00	4,088.70	.00	16,841.30	19.5%
518900 OTHER SALARIES & WAGES	146,654	14,062.00	160,716.00	15,836.20	.00	144,879.80	9.9%
520100 SOCIAL SECURITY	15,802	.00	15,802.00	1,170.83	.00	14,631.17	7.4%

12/01/2017 12:20
MUNISReports

CLARKSVILLE-MONTGOMERY CO. SCHOOL SYSTEM
Y-T-D BUDGET REPORT 9-30-17 EXPENSES

P 16
glytdbud

FOR 2018 03

ACCOUNTS FOR: 142 SCHOOL FEDERAL PROJECTS	ORIGINAL APPROP	TRANFRS/ ADJSTMTS	REVISED BUDGET	YTD EXPENDED	ENCUMBRANCES	AVAILABLE BUDGET	PCT USED
520400 STATE RETIREMENT	24,677	.00	24,677.00	2,325.17	.00	22,351.83	9.4%
520600 LIFE INSURANCE	363	.00	363.00	20.16	.00	342.84	5.6%
520700 MEDICAL INSURANCE	86,656	.00	86,656.00	7,217.81	.00	79,438.19	8.3%
521200 EMPLOYER MEDICARE	3,695	.00	3,695.00	325.17	.00	3,369.83	8.8%
530700 COMMUNICATION	600	.00	600.00	.00	.00	600.00	.0%
535500 TRAVEL	51,000	10,000.00	61,000.00	.00	.00	61,000.00	.0%
539900 OTHER CONTRACTED SERVICES	30,000	24,225.00	54,225.00	9,189.00	6,344.40	38,691.60	28.6%
549900 OTHER SUPPLIES AND MATERIA	35,000	40,347.00	75,347.00	3,696.42	2,599.90	69,050.68	8.4%
552400 IN SERVICE/STAFF DEVELOPME	58,000	-8,000.00	50,000.00	18,501.37	.00	31,498.63	37.0%
559900 OTHER CHARGES	90,000	29,534.24	119,534.24	1,386.50	1,489.70	116,658.04	2.4%
572200 REGULAR INSTRUCTION EQUIPM	25,000	-25,000.00	.00	.00	.00	.00	.0%
579000 OTHER EQUIPMENT	0	25,000.00	25,000.00	.00	.00	25,000.00	.0%
TOTAL OTHER STUDENT SUPPORT	675,662	110,231.24	785,893.24	68,318.83	10,434.00	707,140.41	10.0%
72210 REGULAR INSTRUCTION SUPPORT							
510500 SUPERVISOR/DIRECTOR	224,958	40,886.00	265,844.00	71,533.85	.00	194,310.15	26.9%
514000 SALARY SUPPLEMENTS	109,799	172,789.51	282,588.62	.00	.00	282,588.62	.0%
516100 SECRETARY(S)	18,539	.00	18,539.00	4,992.45	.00	13,546.55	26.9%
518900 OTHER SALARIES & WAGES	2,271,354	97,542.00	2,368,896.00	298,448.46	.00	2,070,447.54	12.6%
520100 SOCIAL SECURITY	161,586	19,522.09	181,108.09	22,516.53	.00	158,591.56	12.4%
520400 STATE RETIREMENT	240,391	40,554.45	280,945.45	33,800.75	.00	247,144.70	12.0%
520600 LIFE INSURANCE	2,477	7.00	2,484.00	216.27	.00	2,267.73	8.7%
520700 MEDICAL INSURANCE	431,553	1,997.00	433,550.00	50,476.64	.00	383,073.36	11.6%
521200 EMPLOYER MEDICARE	37,791	4,891.81	42,682.81	5,265.93	.00	37,416.88	12.3%
530700 COMMUNICATION	782	3,186.04	3,968.04	.00	.00	3,968.04	.0%
530800 CONSULTANTS	20,000	28,401.00	48,401.00	.00	8,000.00	40,401.00	16.5%
531600 CONTRIBUTIONS	360,550	.00	360,549.50	41,595.42	.00	318,954.08	11.5%
535500 TRAVEL	100,500	-500.00	100,000.00	306.16	.00	99,693.84	.3%
539900 OTHER CONTRACTED SERVICES	489,000	363,453.00	852,453.00	30,931.74	367,265.45	454,255.81	46.7%
543200 LIBRARY BOOKS/MEDIA	50,000	-38,765.00	11,235.00	.00	2,225.46	9,009.54	19.8%
543700 PERIODICALS	1,500	.00	1,500.00	.00	.00	1,500.00	.0%
549900 OTHER SUPPLIES AND MATERIA	230,049	11,444.37	241,492.87	5,312.26	14,315.54	221,865.07	8.1%
552400 IN SERVICE/STAFF DEVELOPME	201,743	21,292.72	223,035.72	30,330.08	8,745.70	183,959.94	17.5%
559900 OTHER CHARGES	527,525	206,835.27	734,360.27	.00	.00	734,360.27	.0%
579000 OTHER EQUIPMENT	139,757	-68,180.45	71,576.55	10,000.00	.00	61,576.55	14.0%
TOTAL REGULAR INSTRUCTION SUPP	5,619,853	905,356.81	6,525,209.92	605,726.54	400,552.15	5,518,931.23	15.4%
72220 SPECIAL EDUCATION SUPPORT							

CLARKSVILLE-MONTGOMERY CO. SCHOOL SYSTEM
Y-T-D BUDGET REPORT 9-30-17 EXPENSES

P 17
glytdbud

FOR 2018 03

ACCOUNTS FOR: 142 SCHOOL FEDERAL PROJECTS	ORIGINAL APPROP	TRANSFERS/ ADJUSTMENTS	REVISED BUDGET	YTD EXPENDED	ENCUMBRANCES	AVAILABLE BUDGET	PCT USED
512400 PSYCHOLOGICAL PERSONNEL	460,940	20,000.00	480,940.00	117,119.99	.00	363,820.01	24.4%
516100 SECRETARY(S)	45,038	.00	45,038.00	12,124.02	.00	32,913.98	26.9%
518900 OTHER SALARIES & WAGES	819,403	48,621.00	868,024.00	142,813.28	.00	725,210.72	16.5%
520100 SOCIAL SECURITY	82,173	1,193.00	83,366.00	16,444.91	.00	66,921.09	19.7%
520400 STATE RETIREMENT	123,283	453.00	123,736.00	25,190.77	.00	98,545.23	20.4%
520600 LIFE INSURANCE	855	269.00	1,124.00	107.98	.00	1,016.02	9.6%
520700 MEDICAL INSURANCE	133,002	1,889.00	134,891.00	27,042.70	.00	107,848.30	20.0%
521200 EMPLOYER MEDICARE	19,218	1,110.00	20,328.00	3,846.00	.00	16,482.00	18.9%
534800 POSTAL CHARGES	100	.00	100.00	.00	.00	100.00	.0%
535500 TRAVEL	5,300	3,700.00	9,000.00	161.68	.00	8,838.32	1.8%
539900 OTHER CONTRACTED SERVICES	5,700	60,000.00	65,700.00	22,800.00	.00	42,900.00	34.7%
549900 OTHER SUPPLIES AND MATERIA	9,745	18,092.31	27,837.31	970.40	16,075.98	10,790.93	61.2%
552400 IN SERVICE/STAFF DEVELOPME	5,200	18,800.00	24,000.00	200.00	2,800.00	21,000.00	12.5%
559900 OTHER CHARGES	376,580	-308,802.00	67,778.00	.00	.00	67,778.00	.0%
579000 OTHER EQUIPMENT	10,000	.00	10,000.00	.00	.00	10,000.00	.0%
TOTAL SPECIAL EDUCATION SUPPOR	2,096,537	-134,674.69	1,961,862.31	368,821.73	18,875.98	1,574,164.60	19.8%
72230 VOCATIONAL EDUCATION SUPPORT							
535500 TRAVEL	500	-300.00	200.00	.00	.00	200.00	.0%
552400 IN SERVICE/STAFF DEVELOPME	4,500	.00	4,500.00	266.38	.00	4,233.62	5.9%
TOTAL VOCATIONAL EDUCATION SUP	5,000	-300.00	4,700.00	266.38	.00	4,433.62	5.7%
72710 TRANSPORTATION							
514600 BUS DRIVERS	679,765	.00	679,765.00	.00	.00	679,765.00	.0%
518900 OTHER SALARIES & WAGES	524,336	.00	524,336.00	.00	.00	524,336.00	.0%
520100 SOCIAL SECURITY	42,146	.00	42,146.00	.00	.00	42,146.00	.0%
520400 STATE RETIREMENT	87,418	.00	87,418.00	.00	.00	87,418.00	.0%
521200 EMPLOYER MEDICARE	518	.00	518.00	.00	.00	518.00	.0%
531300 CONTRACTS W/ PARENTS	2,000	1,000.00	3,000.00	.00	.00	3,000.00	.0%
542500 GASOLINE	1,200	.00	1,200.00	.00	.00	1,200.00	.0%
559900 OTHER CHARGES	2,000	23,000.00	25,000.00	294.70	.00	24,705.30	1.2%
TOTAL TRANSPORTATION	1,339,383	24,000.00	1,363,383.00	294.70	.00	1,363,088.30	.0%
99100 TRANSFERS OUT							

12/01/2017 12:20
MUNISReports

CLARKSVILLE-MONTGOMERY CO. SCHOOL SYSTEM
Y-T-D BUDGET REPORT 9-30-17 EXPENSES

P 18
glytdbud

FOR 2018 03

ACCOUNTS FOR: 142 SCHOOL FEDERAL PROJECTS	ORIGINAL APPROP	TRANSFRS/ ADJUSTMTS	REVISED BUDGET	YTD EXPENDED	ENCUMBRANCES	AVAILABLE BUDGET	PCT USED
550400 INDIRECT COST	250,684	-51,988.88	198,695.12	.00	.00	198,695.12	.0%
559000 TRANSFERS TO OTHER FUNDS	1,000,000	.00	1,000,000.00	.00	.00	1,000,000.00	.0%
TOTAL TRANSFERS OUT	1,250,684	-51,988.88	1,198,695.12	.00	.00	1,198,695.12	.0%
TOTAL SCHOOL FEDERAL PROJECTS	20,614,396	1,362,312.83	21,976,708.94	1,991,568.82	718,322.50	19,266,817.62	12.3%

**Child Nutrition Fund
Balance Sheet
For the Period Ending
September 30, 2017**

Assets:

Petty Cash	3,520.00
Cash in Bank	1,104,363.34
Cash on Deposit w/Trustee	4,095,208.97
Accounts Receivable	9,669.24
Bad Checks Receivable	549.05
Due From Other Governments	-
Due From Other Funds	24,077.59
Child Nutrition Inventory	<u>381,749.12</u>

Total Assets 5,619,137.31

Estimated Revenues	17,073,397.00	
Less Revenues Rec'd to Date	<u>(22,479.16)</u>	
Estimated Revenues not Received		<u>17,050,917.84</u>

Total Debits 22,670,055.15

Liabilities:

Accounts Payable	-
Payroll Deductions	30,051.63
Due to Other Funds	72,464.08
Customer Deposits Payable	<u>1,109,399.40</u>

Total Liabilities 1,211,915.11

Appropriations

From Estimated Revenues	17,073,397.00	
From Estimated Reserves	<u>855,033.00</u>	
Total Appropriations		17,928,430.00
Less Expenditures	(2,844,142.79)	
Less Encumbrances	<u>(2,331,654.13)</u>	
Total Expenditures & Encumbrances		<u>(5,175,796.92)</u>

Unencumbered Budget Balance 12,752,633.08

Reserves:

Reserve for Encumbrances - Current Year 2,331,654.13

Reserve for Encumbrances - Prior Year -

Non-Spendable - Inventory 183,088.68

Restricted for Oper Non-Inst Serv 6/30/16	7,045,797.15	
Less Appropriations	(855,033.00)	
Plus Adjustments	-	
Estimated Reserve 6/30/17		<u>6,190,764.15</u>

Total Reserves 8,705,506.96

Total Credits 22,670,055.15

**Child Nutrition Fund Trustee Account
Cash Reconciliation
September 30, 2017**

Cash on Deposit with Trustee	5,587,866.02	
Plus Receipts for Month	<u>7,392.88</u>	
Total Available Funds		5,595,257.90
Less Cash Disbursements:		
Warrants Issued	(1,023,379.68)	
Wire Transfers	(476,733.09)	
Trustee's Commission	<u>-</u>	
Total Cash Disbursements		(1,500,112.77)
Plus Voided Checks		<u>63.84</u>
Book Balance		4,095,208.97
Plus Outstanding Warrants		441,928.99
Plus Wire Transfers In Transit		-
Plus Adjustments between Funds		<u>-</u>
Trustee's Report Balance		<u><u>4,537,137.96</u></u>

**Child Nutrition Bank Account
Cash Reconciliation
September 30, 2017**

Cash on Deposit in Bank		624,380.64	
Plus Receipts for:			
Sale of Lunches	220,663.97		
Parent On Line	259,649.00		
Returned Checks Re-Deposited	271.00		
Returned Checks Rebates	-		
Returned Checks Fees	-		
Charges Paid	-		
Return of Change Fund	-		
Total Receipts		<u>480,583.97</u>	
Total Available Cash			1,104,964.61
Less Cash Disbursements:			
Warrants Issued	-		
Bad Checks Returned	(385.00)		
Service Charge	<u>(216.27)</u>		
Total Cash Disbursements		<u>(601.27)</u>	
Book Balance			1,104,363.34
Plus Outstanding Checks			-
Less Change Funds (To be Deposited)			-
Plus Correction by Bank (Posting Error)			-
Less Deposits in Transit			<u>(1,560.56)</u>
Bank Balance			<u><u>1,102,802.78</u></u>

12/01/2017 12:26
MUNISReports

CLARKSVILLE-MONTGOMERY CO. SCHOOL SYSTEM
Y-T-D BUDGET REPORT 9-30-17 REVENUES

P 4
glytdbud

FOR 2018 03

ACCOUNTS FOR: 143 CHILD NUTRITION	ORIGINAL ESTIM REV	ESTIM REV ADJUSTMTS	REVISED EST REV	ACTUAL YTD REVENUE	REMAINING REVENUE	PCT COLL

73100 FOOD SERVICE						

43521 LUNCH PAYMENTS-CHILDREN	3,163,670	.00	3,163,670.00	.00	3,163,670.00	.0%
43522 LUNCH PAYMENTS-ADULTS	161,133	.00	161,133.00	.00	161,133.00	.0%
43523 INCOME FROM BREAKFAST	162,755	.00	162,755.00	.00	162,755.00	.0%
43525 A LA CARTE SALES	1,237,870	.00	1,237,870.00	.00	1,237,870.00	.0%
43990 OTHER CHARGES FOR SERVICES	29,000	.00	29,000.00	9,500.60	19,499.40	32.8%
44110 INTEREST EARNED	6,789	.00	6,789.00	6,493.56	295.44	95.6%
44130 SALE OF MATERIALS & SUPPLI	40,276	.00	40,276.00	6,485.00	33,791.00	16.1%
44170 MISCELLANEOUS REFUNDS	12,966	.00	12,966.00	.00	12,966.00	.0%
44530 SALE OF EQUIPMENT	10,000	.00	10,000.00	.00	10,000.00	.0%
46520 SCHOOL FOOD SERVICE	142,484	.00	142,484.00	.00	142,484.00	.0%
47111 SECTION 4-LUNCH	7,705,641	.00	7,705,641.00	.00	7,705,641.00	.0%
47112 USDA - COMMODITIES	1,149,873	.00	1,149,873.00	.00	1,149,873.00	.0%
47113 BREAKFAST	3,250,940	.00	3,250,940.00	.00	3,250,940.00	.0%
TOTAL FOOD SERVICE	17,073,397	.00	17,073,397.00	22,479.16	17,050,917.84	.1%
TOTAL CHILD NUTRITION	17,073,397	.00	17,073,397.00	22,479.16	17,050,917.84	.1%

12/01/2017 12:20
MUNISReports

CLARKSVILLE-MONTGOMERY CO. SCHOOL SYSTEM
Y-T-D BUDGET REPORT 9-30-17 EXPENSES

P 19
glytdbud

FOR 2018 03

ACCOUNTS FOR: 143 CHILD NUTRITION	ORIGINAL APPROP	TRANFRS/ ADJSTMTS	REVISED BUDGET	YTD EXPENDED	ENCUMBRANCES	AVAILABLE BUDGET	PCT USED

73100 FOOD SERVICE							

510500 SUPERVISOR/DIRECTOR	113,650	.00	113,650.00	28,412.49	.00	85,237.51	25.0%
514000 SALARY SUPPLEMENTS	42,000	.00	42,000.00	.00	.00	42,000.00	.0%
514700 TRUCK DRIVERS	81,105	.00	81,105.00	19,721.62	.00	61,383.38	24.3%
516100 SECRETARY(S)	143,579	.00	143,579.00	33,793.04	.00	109,785.96	23.5%
516500 CAFETERIA PERSONNEL	4,264,857	.00	4,264,857.00	607,620.89	.00	3,657,236.11	14.2%
516600 CUSTODIAL PERSONNEL	246,982	.00	246,982.00	63,958.99	.00	183,023.01	25.9%
518700 OVERTIME PAY	60,000	.00	60,000.00	7,451.67	.00	52,548.33	12.4%
518900 OTHER SALARIES & WAGES	585,187	.00	585,187.00	149,791.22	.00	435,395.78	25.6%
520100 SOCIAL SECURITY	343,317	.00	343,317.00	53,071.70	.00	290,245.30	15.5%
520400 STATE RETIREMENT	712,104	.00	712,104.00	114,801.80	.00	597,302.20	16.1%
520600 LIFE INSURANCE	10,830	.00	10,830.00	1,016.16	.00	9,813.84	9.4%
520700 MEDICAL INSURANCE	1,295,394	.00	1,295,394.00	210,066.78	.00	1,085,327.22	16.2%
521200 EMPLOYER MEDICARE	80,291	.00	80,291.00	12,412.30	.00	67,878.70	15.5%
530600 BANK CHARGES	7,688	.00	7,688.00	181.27	.00	7,506.73	2.4%
530700 COMMUNICATION	4,615	.00	4,615.00	.00	.00	4,615.00	.0%
532000 DUES AND MEMBERSHIPS	12,935	.00	12,935.00	.00	.00	12,935.00	.0%
532900 LAUNDRY SERVICE	50,401	.00	50,401.00	5,554.90	59,445.10	-14,599.00	129.0%
533300 LICENSES	3,100	.00	3,100.00	3,040.00	.00	60.00	98.1%
533800 MAINT/REPAIR SRVCS- VEHICLE	1,000	.00	1,000.00	.00	.00	1,000.00	.0%
534900 PRINTING, STATIONERY AND F	1,000	.00	1,000.00	.00	.00	1,000.00	.0%
535500 TRAVEL	9,158	.00	9,158.00	939.13	.00	8,218.87	10.3%
539900 OTHER CONTRACTED SERVICES	362,848	.00	362,848.00	65,628.56	67,487.34	229,732.10	36.7%
541800 EQUIPMENT AND MACHINERY PA	125,247	.00	125,247.00	25,073.06	.00	100,173.94	20.0%
542200 FOOD SUPPLIES	6,922,113	.00	6,922,113.00	1,227,933.33	2,015,745.12	3,678,434.55	46.9%
542500 GASOLINE	9,431	.00	9,431.00	1,524.77	.00	7,906.23	16.2%
543300 LUBRICANTS	400	.00	400.00	25.34	.00	374.66	6.3%
543500 OFFICE SUPPLIES	30,000	.00	30,000.00	6,363.34	1,247.61	22,389.05	25.4%
545000 TIRES AND TUBES	1,800	.00	1,800.00	.00	.00	1,800.00	.0%
545100 UNIFORMS	10,000	.00	10,000.00	2,024.90	.00	7,975.10	20.2%
545200 UTILITIES	266,000	.00	266,000.00	29,555.55	.00	236,444.45	11.1%
545300 VEHICLE PARTS	2,100	.00	2,100.00	185.60	.00	1,914.40	8.8%
546900 USDA - COMMODITIES	1,149,873	.00	1,149,873.00	.00	.00	1,149,873.00	.0%
547100 SOFTWARE	25,000	.00	25,000.00	.00	.00	25,000.00	.0%
549900 OTHER SUPPLIES AND MATERIA	535,716	.00	535,716.00	135,077.47	56,146.86	344,491.67	35.7%
551300 WORKER'S COMP INSURANCE	40,000	.00	40,000.00	3,032.31	.00	36,967.69	7.6%
552400 IN SERVICE/STAFF DEVELOPME	68,709	.00	68,709.00	75.02	6,000.00	62,633.98	8.8%
559900 OTHER CHARGES	0	.00	.00	-14.79	.00	14.79	100.0%
570100 ADMINISTRATIVE EQUIPMENT	10,000	.00	10,000.00	.00	.00	10,000.00	.0%
571000 FOOD SERVICE EQUIPMENT	300,000	.00	300,000.00	35,824.37	125,582.10	138,593.53	53.8%
TOTAL FOOD SERVICE	17,928,430	.00	17,928,430.00	2,844,142.79	2,331,654.13	12,752,633.08	28.9%

12/01/2017 12:20
MUNISReports

CLARKSVILLE-MONTGOMERY CO. SCHOOL SYSTEM
Y-T-D BUDGET REPORT 9-30-17 EXPENSES

P 20
glytdbud

FOR 2018 03

ACCOUNTS FOR: 143 CHILD NUTRITION	ORIGINAL APPROP	TRANFRS/ ADJSTMTS	REVISED BUDGET	YTD EXPENDED	ENCUMBRANCES	AVAILABLE BUDGET	PCT USED
TOTAL CHILD NUTRITION	17,928,430	.00	17,928,430.00	2,844,142.79	2,331,654.13	12,752,633.08	28.9%

**Transportation Fund
Balance Sheet
For the Period Ending
September 30, 2017**

Assets:

Cash on Deposit w/Trustee	1,695,037.51	
Accounts Receivable	45,750.51	
Due From Other Funds	33,815.74	
Property Taxes Receivable	1,991,923.51	
Less Allowance for Uncollected Property Taxes	<u>(50,951.93)</u>	
Total Assets		3,715,575.34

Estimated Revenues	14,597,990.00	
Less Revenues Rec'd to Date	<u>(2,236,778.70)</u>	
Estimated Revenues not Received		12,361,211.30

Total Debits		<u>16,076,786.64</u>
---------------------	--	-----------------------------

Liabilities:

Accounts Payable	-	
Payroll Deductions	24,491.98	
Due to Other Funds	2,543.27	
Due to Primary Government	6,840.00	
Deferred Revenue	<u>1,928,247.22</u>	
Total Liabilities		1,962,122.47

Appropriations		
From Estimated Revenues	14,597,990.00	
From Estimated Reserves	<u>1,218,514.00</u>	
Total Appropriations		15,816,504.00
Less Expenditures	(2,660,373.67)	
Less Encumbrances	<u>(889,203.17)</u>	
Total Expenditures & Encumbrances		<u>(3,549,576.84)</u>
Unencumbered Budget Balance		12,266,927.16

Fund Balance & Reserves:

Reserve for Encumbrances-Current Year	889,203.17	
Reserve for Encumbrances-Prior Year	80.00	
Committed - Support Services 6/30/16	2,176,967.84	
Less Appropriations	<u>(1,218,514.00)</u>	
Plus Adjustments		
Estimated Reserve 6/30/17	<u>958,453.84</u>	
Total Fund Balance & Reserves		<u>1,847,737.01</u>
Total Credits		<u>16,076,786.64</u>

Transportation Fund
Cash Reconciliation
September 30, 2017

Cash on Deposit with Trustee	1,976,423.59	
Plus Receipts for Month	<u>1,154,936.02</u>	
Total Available Funds		3,131,359.61
Less Cash Disbursements:		
Warrants Issued	(699,768.42)	
Wire Transfers	(736,572.77)	
Trustee's Commission	<u>(186.78)</u>	
Total Cash Disbursements		(1,436,527.97)
Plus Voided Checks	<u>205.87</u>	
Book Balance		1,695,037.51
Plus Outstanding Warrants		74,610.22
Plus Wire Transfers in Transit		-
Plus Adjustments Between Funds		<u>-</u>
Trustee's Report Balance		<u><u>1,769,647.73</u></u>

12/01/2017 12:26
MUNISReports

CLARKSVILLE-MONTGOMERY CO. SCHOOL SYSTEM
Y-T-D BUDGET REPORT 9-30-17 REVENUES

P 5
glytdbud

FOR 2018 03

ACCOUNTS FOR:	ORIGINAL ESTIM REV	ESTIM REV ADJSTMTS	REVISED EST REV	ACTUAL YTD REVENUE	REMAINING REVENUE	PCT COLL
144 TRANSPORTATION FUND						

00000 NON CHARGE						

40110 CURR PROP TAX	1,909,600	.00	1,909,600.00	.00	1,909,600.00	.0%
40120 TRUSTEE'S COLLECTIONS-PRIO	60,000	.00	60,000.00	22,242.45	37,757.55	37.1%
40125 TRUSTEE'S COLLECTIONS-BANK	0	.00	.00	731.49	-731.49	100.0%
40130 CIRCUIT CLERK	26,000	.00	26,000.00	10,722.33	15,277.67	41.2%
40140 INTEREST & PENALTY	15,000	.00	15,000.00	5,854.90	9,145.10	39.0%
40162 PYMTS IN LIEU OF TAXES-LOC	40,275	.00	40,275.00	.00	40,275.00	.0%
40320 BANK EXCISE TAX	3,000	.00	3,000.00	.00	3,000.00	.0%
44130 SALE OF MATERIALS & SUPPLI	2,500	.00	2,500.00	330.00	2,170.00	13.2%
44145 SALE OF RECYCLED MATERIALS	3,200	.00	3,200.00	.00	3,200.00	.0%
44170 MISCELLANEOUS REFUNDS	9,000	.00	9,000.00	5,807.53	3,192.47	64.5%
44560 DAMAGES RECOVERED FROM IND	1,000	.00	1,000.00	90.00	910.00	9.0%
46511 BASIC EDUCATION PROG	10,955,000	.00	10,955,000.00	2,191,000.00	8,764,000.00	20.0%
49800 OPERATING TRANSFERS	250,500	.00	250,500.00	.00	250,500.00	.0%
TOTAL NON CHARGE	13,275,075	.00	13,275,075.00	2,236,778.70	11,038,296.30	16.8%
72000 SUPPORT SERVICES						

44530 SALE OF EQUIPMENT	40,000	.00	40,000.00	.00	40,000.00	.0%
47143 EDUCATION OF THE HANDICAPP	1,282,915	.00	1,282,915.00	.00	1,282,915.00	.0%
TOTAL SUPPORT SERVICES	1,322,915	.00	1,322,915.00	.00	1,322,915.00	.0%
TOTAL TRANSPORTATION FUND	14,597,990	.00	14,597,990.00	2,236,778.70	12,361,211.30	15.3%

12/01/2017 12:20
MUNISReports

CLARKSVILLE-MONTGOMERY CO. SCHOOL SYSTEM
Y-T-D BUDGET REPORT 9-30-17 EXPENSES

P 21
glytdbud

FOR 2018 03

ACCOUNTS FOR: 144	TRANSPORTATION FUND	ORIGINAL APPROP	TRANSFERS/ ADJUSTMENTS	REVISED BUDGET	YTD EXPENDED	ENCUMBRANCES	AVAILABLE BUDGET	PCT USED
72310 BOARD OF EDUCATION								
551000	TRUSTEE'S COMMISSION	41,500	.00	41,500.00	720.94	.00	40,779.06	1.7%
	TOTAL BOARD OF EDUCATION	41,500	.00	41,500.00	720.94	.00	40,779.06	1.7%
72710 TRANSPORTATION								
510500	SUPERVISOR/DIRECTOR	222,111	.00	222,111.00	55,450.74	.00	166,660.26	25.0%
514000	SALARY SUPPLEMENTS	20,000	.00	20,000.00	5,225.00	.00	14,775.00	26.1%
514200	MECHANIC(S)	723,317	.00	723,317.00	190,006.34	.00	533,310.66	26.3%
514600	BUS DRIVERS	5,188,163	.00	5,188,163.00	845,309.77	.00	4,342,853.23	16.3%
514800	DISPATCHERS/RADIO OPERATOR	139,851	.00	139,851.00	41,698.36	.00	98,152.64	29.8%
516100	SECRETARY(S)	203,027	.00	203,027.00	51,278.64	.00	151,748.36	25.3%
516800	TEMPORARY PERSONNEL	274,716	.00	274,716.00	22,830.06	.00	251,885.94	8.3%
518700	OVERTIME PAY	15,600	.00	15,600.00	2,118.43	.00	13,481.57	13.6%
518900	OTHER SALARIES & WAGES	1,233,642	.00	1,233,642.00	217,146.55	.00	1,016,495.45	17.6%
520100	SOCIAL SECURITY	497,268	.00	497,268.00	84,107.48	.00	413,160.52	16.9%
520400	STATE RETIREMENT	1,031,426	.00	1,031,426.00	176,171.36	.00	855,254.64	17.1%
520600	LIFE INSURANCE	14,727	.00	14,727.00	1,598.73	.00	13,128.27	10.9%
520700	MEDICAL INSURANCE	1,843,300	.00	1,843,300.00	283,771.35	.00	1,559,528.65	15.4%
521200	EMPLOYER MEDICARE	116,297	.00	116,297.00	19,739.92	.00	96,557.08	17.0%
530700	COMMUNICATION	42,500	.00	42,500.00	13,692.00	27,808.00	1,000.00	97.6%
531300	CONTRACTS W/ PARENTS	2,500	.00	2,500.00	.00	.00	2,500.00	.0%
532000	DUES AND MEMBERSHIPS	1,250	.00	1,250.00	.00	.00	1,250.00	.0%
532900	LAUNDRY SERVICE	7,000	.00	7,000.00	1,819.00	5,181.00	.00	100.0%
533300	LICENSES	4,000	.00	4,000.00	100.92	.00	3,899.08	2.5%
533600	MAINT/REPAIR SRVCS- EQUIP	30,000	.00	30,000.00	12,953.83	7,000.00	10,046.17	66.5%
533800	MAINT/REPAIR SRVCS- VEHICL	12,000	.00	12,000.00	.00	.00	12,000.00	.0%
534000	MEDICAL AND DENTAL SERVICE	50,000	.00	50,000.00	10,335.00	16,905.00	22,760.00	54.5%
535400	TRANSPORT.-OTHER THAN STUD	152,700	.00	152,700.00	153,200.00	.00	-500.00	100.3%
539900	OTHER CONTRACTED SERVICES	78,000	.00	78,000.00	717.86	.00	77,282.14	.9%
542200	FOOD SUPPLIES	1,935	.00	1,935.00	.00	.00	1,935.00	.0%
542300	FUEL OIL	86,000	.00	86,000.00	11,191.73	57,748.27	17,060.00	80.2%
542400	GARAGE SUPPLIES	7,350	.00	7,350.00	1,473.33	239.69	5,636.98	23.3%
542500	GASOLINE	1,164,000	.00	1,164,000.00	79,165.33	93,742.16	991,092.51	14.9%
543300	LUBRICANTS	30,000	.00	30,000.00	3,768.85	8,893.65	17,337.50	42.2%
543500	OFFICE SUPPLIES	16,500	.00	16,500.00	3,550.14	183.52	12,766.34	22.6%
545000	TIRES AND TUBES	130,000	.00	130,000.00	24,843.28	43,122.90	62,033.82	52.3%
545300	VEHICLE PARTS	400,000	.00	400,000.00	72,896.93	13,858.38	313,244.69	21.7%

12/01/2017 12:20
MUNISReports

CLARKSVILLE-MONTGOMERY CO. SCHOOL SYSTEM
Y-T-D BUDGET REPORT 9-30-17 EXPENSES

P 22
glytdbud

FOR 2018 03

ACCOUNTS FOR: 144	TRANSPORTATION FUND	ORIGINAL APPROP	TRANFRS/ ADJUSTMTS	REVISED BUDGET	YTD EXPENDED	ENCUMBRANCES	AVAILABLE BUDGET	PCT USED
547100	SOFTWARE	10,974	.00	10,974.00	.00	.00	10,974.00	.0%
549900	OTHER SUPPLIES AND MATERIA	24,000	.00	24,000.00	6,202.92	12,149.60	5,647.48	76.5%
551100	VEHICLE AND EQUIP INSURANC	115,350	.00	115,350.00	59,314.00	.00	56,036.00	51.4%
552400	IN SERVICE/STAFF DEVELOPME	30,000	.00	30,000.00	872.00	.00	29,128.00	2.9%
570800	COMMUNICATION EQUIPMENT	5,000	.00	5,000.00	826.43	.00	4,173.57	16.5%
572900	TRANSPORTATION EQUIPMENT	1,850,500	.00	1,850,500.00	206,276.45	602,371.00	1,041,852.55	43.7%
TOTAL TRANSPORTATION		15,775,004	.00	15,775,004.00	2,659,652.73	889,203.17	12,226,148.10	22.5%
TOTAL TRANSPORTATION FUND		15,816,504	.00	15,816,504.00	2,660,373.67	889,203.17	12,266,927.16	22.4%

**Extended School Programs Fund
Balance Sheet
For the Period Ending
September 30, 2017**

Assets:			
Cash on Deposit w/Trustee		171,686.49	
Accounts Receivable		300.00	
Due from Other Funds		-	
		<hr/>	
Total Assets			171,986.49
Estimated Revenues		97,500.00	
Less Revenues Rec'd to Date		(130,325.00)	
Estimated Revenues not Received		<hr/>	(32,825.00)
			<hr/>
Total Debits			139,161.49
Liabilities:			
Accounts Payable		-	
Payroll Deductions		-	
Due to Other Funds		-	
		<hr/>	
Total Liabilities			
Appropriations			
From Estimated Revenues	97,500.00		
From Estimated Reserves	16,208.00		
	<hr/>		
Total Appropriations		113,708.00	
Less, Expenditures	(133,804.44)		
Less Encumbrances	(38,500.00)		
	<hr/>		
Total Expenditures & Encumbrances		(172,304.44)	
			<hr/>
Unencumbered Budget Balance			(58,596.44)
Fund Balance & Reserves:			
Reserve for Encumbrances-Current Year		38,500.00	
Reserve for Encumbrances-Prior Year		-	
Committed for Education 6/30/16	175,465.93		
Less Appropriations	(16,208.00)		
	<hr/>		
Estimated Reserve 6/30/17		159,257.93	
			<hr/>
Total Fund Balance & Reserves			197,757.93
			<hr/>
Total Credits			139,161.49
			<hr/>

**Extended School Programs Fund
Cash Reconciliation
September 30, 2017**

Cash on Deposit with Trustee	162,661.49	
Plus Receipts for Month	<u>10,425.00</u>	
Total Available Funds		173,086.49
Less Cash Disbursements:		
Warrants Issued	(1,400.00)	
Wire Transfers	-	
Trustee's Commission	<u>-</u>	
Total Cash Disbursements		(1,400.00)
Plus Voided Checks	<u>-</u>	
Book Balance		171,686.49
Plus Outstanding Warrants		-
Plus Wire Transfers in Transit		-
Plus Adjustments Between Funds		<u>-</u>
Trustee's Report Balance		<u><u>171,686.49</u></u>

12/01/2017 12:26
MUNISReports

CLARKSVILLE-MONTGOMERY CO. SCHOOL SYSTEM
Y-T-D BUDGET REPORT 9-30-17 REVENUES

P 6
glytdbud

FOR 2018 03

ACCOUNTS FOR: 146	EXTENDED SCHOOL PROGRAM	ORIGINAL ESTIM REV	ESTIM REV ADJSTMTS	REVISED EST REV	ACTUAL YTD REVENUE	REMAINING REVENUE	PCT COLL

71000 INSTRUCTION							

43513	TUITION-SUMMER SCHOOL	90,000	.00	90,000.00	125,125.00	-35,125.00	139.0%
43517	TUITION OTHER - CR RECOVER	7,500	.00	7,500.00	5,200.00	2,300.00	69.3%
TOTAL INSTRUCTION		97,500	.00	97,500.00	130,325.00	-32,825.00	133.7%
TOTAL EXTENDED SCHOOL PROGRAM		97,500	.00	97,500.00	130,325.00	-32,825.00	133.7%

12/01/2017 12:20
MUNISReports

CLARKSVILLE-MONTGOMERY CO. SCHOOL SYSTEM
Y-T-D BUDGET REPORT 9-30-17 EXPENSES

P 23
glytdbud

FOR 2018 03

ACCOUNTS FOR: 146 EXTENDED SCHOOL PROGRAM	ORIGINAL APPROP	TRANFRS/ ADJSTMTS	REVISED BUDGET	YTD EXPENDED	ENCUMBRANCES	AVAILABLE BUDGET	PCT USED
71100 REGULAR INSTRUCTION PROGRAM							
511600 TEACHERS	80,000	.00	80,000.00	82,590.00	.00	-2,590.00	103.2%
516300 EDUCATIONAL ASSISTANTS	6,800	.00	6,800.00	.00	.00	6,800.00	.0%
520100 SOCIAL SECURITY	5,382	.00	5,382.00	5,120.58	.00	261.42	95.1%
520400 STATE RETIREMENT	8,172	.00	8,172.00	7,482.79	.00	689.21	91.6%
521200 EMPLOYER MEDICARE	1,259	.00	1,259.00	1,197.54	.00	61.46	95.1%
539900 OTHER CONTRACTED SERVICES	525	.00	525.00	1,400.00	38,500.00	-39,375.00	7600.0%
TOTAL REGULAR INSTRUCTION PROG	102,138	.00	102,138.00	97,790.91	38,500.00	-34,152.91	133.4%
72310 BOARD OF EDUCATION							
551000 TRUSTEE'S COMMISSION	600	.00	600.00	.00	.00	600.00	.0%
TOTAL BOARD OF EDUCATION	600	.00	600.00	.00	.00	600.00	.0%
72410 OFFICE OF THE PRINCIPAL							
513900 ASSISTANT PRINCIPALS	9,400	.00	9,400.00	30,852.00	.00	-21,452.00	328.2%
520100 SOCIAL SECURITY	583	.00	583.00	1,912.83	.00	-1,329.83	328.1%
520400 STATE RETIREMENT	850	.00	850.00	2,801.36	.00	-1,951.36	329.6%
521200 EMPLOYER MEDICARE	137	.00	137.00	447.34	.00	-310.34	326.5%
TOTAL OFFICE OF THE PRINCIPAL	10,970	.00	10,970.00	36,013.53	.00	-25,043.53	328.3%
TOTAL EXTENDED SCHOOL PROGRAM	113,708	.00	113,708.00	133,804.44	38,500.00	-58,596.44	151.5%

**Capital Projects Fund
Balance Sheet
For the Period Ending
September 30, 2017**

Assets:

Cash on Deposit w/Trustee	2,246,742.11	
Accounts Receivable	-	
Due From Other Funds	-	
Due From Other Governments	-	
	<hr/>	
Total Assets		2,246,742.11

Estimated Revenues	745,916.45	
Less Revenues Rec'd to Date	-	
Estimated Revenues not Rec'd		<hr/> 745,916.45
Total Debits		<hr/> 2,992,658.56

Liabilities:

Accounts Payable	-	
Due to Other Funds	-	
	<hr/>	
Total Liabilities		-

Appropriations		
From Estimated Revenues	745,916.45	
From Estimated Reserves	2,827,418.83	
	<hr/>	
Total Appropriations		3,573,335.28
Less Expenditures	(580,736.72)	
Less Encumbrances	(1,113,489.00)	
	<hr/>	
Total Expenditures & Encumbrances		(1,694,225.72)

Unencumbered Budget Balance	1,879,109.56
------------------------------------	--------------

Fund Balance & Reserves:

Reserve for Encumbrances - Current Year	1,113,489.00	
Reserve for Encumbrances - Prior Year	-	
Restricted for Capital Projects 6/30/16	2,827,478.83	
Less Appropriations	(2,827,418.83)	
Less Adjustments	-	
Estimated Reserve 6/30/17	<hr/> 60.00	
Total Fund Balance & Reserves		<hr/> 1,113,549.00
Total Credits		<hr/> 2,992,658.56

**Capital Projects Fund
Cash Reconciliation
September 30, 2017**

Cash on Deposit with Trustee	2,446,434.05	
Plus Receipts for Month	<u>-</u>	
Total Available Funds		2,446,434.05
Less Cash Disbursements:		
Warrants Issued	(199,691.94)	
Wire Transfers	<u>-</u>	
Trustee's Commission	<u>-</u>	
Total Cash Disbursements		(199,691.94)
Plus Voided Warrants	<u>-</u>	
Book Balance		2,246,742.11
Plus Outstanding Warrants		-
Less Adjustments Between Funds		<u>-</u>
Trustee's Report Balance		<u><u>2,246,742.11</u></u>

12/01/2017 12:26
MUNISReports

CLARKSVILLE-MONTGOMERY CO. SCHOOL SYSTEM
Y-T-D BUDGET REPORT 9-30-17 REVENUES

P 7
glytdbud

FOR 2018 03

ACCOUNTS FOR:	ORIGINAL	ESTIM REV	REVISED	ACTUAL YTD	REMAINING	PCT
177 EDUCATION CAPITAL PROJECTS	ESTIM REV	ADJSTMTS	EST REV	REVENUE	REVENUE	COLL

00000 NON CHARGE						

49100 BONDS PROCEEDS	0	745,916.45	745,916.45	.00	745,916.45	.0%
TOTAL NON CHARGE	0	745,916.45	745,916.45	.00	745,916.45	.0%
TOTAL EDUCATION CAPITAL PROJEC	0	745,916.45	745,916.45	.00	745,916.45	.0%

12/01/2017 12:20
MUNISReports

CLARKSVILLE-MONTGOMERY CO. SCHOOL SYSTEM
Y-T-D BUDGET REPORT 9-30-17 EXPENSES

P 24
glytdbud

FOR 2018 03

ACCOUNTS FOR:	ORIGINAL	TRANFRS/	REVISED	YTD EXPENDED	ENCUMBRANCES	AVAILABLE	PCT
177 EDUCATION CAPITAL PROJECTS	APPROP	ADJSTMTS	BUDGET			BUDGET	USED

91300 EDUCATION CAPITAL PROJECTS							

530400 ARCHITECTS	0	753,778.93	753,778.93	33,229.45	710,429.48	10,120.00	98.7%
570600 BUILDING CONSTRUCTION	0	510.09	510.09	.00	.00	510.09	.0%
570700 BUILDING IMPROVEMENTS	0	2,091,895.35	2,091,895.35	545,732.27	227,804.52	1,318,358.56	37.0%
572400 SITE DEVELOPMENT	0	727,150.91	727,150.91	1,775.00	175,255.00	550,120.91	24.3%
TOTAL EDUCATION CAPITAL PROJE	0	3,573,335.28	3,573,335.28	580,736.72	1,113,489.00	1,879,109.56	47.4%
TOTAL EDUCATION CAPITAL PROJE	0	3,573,335.28	3,573,335.28	580,736.72	1,113,489.00	1,879,109.56	47.4%

Clarksville/Montgomery County Sales Tax Distribution Monthly Comparison Report

FY 2007-2008 Totals	\$	11,058,305.39	\$	31,260,284.87	\$	2,902,417.86	\$	45,231,008.12
FY 2008-2009 Totals	\$	11,282,434.89	\$	31,923,859.91	\$	2,964,819.92	\$	46,171,114.72
FY 2009-2010 Totals	\$	11,762,260.45	\$	33,293,704.75	\$	3,092,203.01	\$	48,148,168.21
FY 2010-2011 Totals	\$	12,160,832.28	\$	34,564,521.72	\$	3,212,146.92	\$	49,937,500.92
FY 2011-2012 Totals	\$	14,489,406.12	\$	40,622,715.82	\$	3,767,656.08	\$	58,879,778.02
FY 2012-2013 Totals	\$	13,594,753.04	\$	38,301,020.55	\$	3,554,853.25	\$	55,450,626.84
FY2013-2014 Totals	\$	13,814,065.84	\$	38,862,274.65	\$	3,606,181.55	\$	56,282,522.04
FY2014-15 Totals	\$	14,858,237.03	\$	42,383,019.92	\$	3,250,983.25	\$	60,492,240.20
FY2015-16 Totals	\$	16,056,308.82	\$	46,365,733.92	\$	155,485.94	\$	62,577,528.68
FY2016-17 Totals	\$	16,672,053.56	\$	48,246,975.49	\$	166,878.05	\$	65,085,907.10

2017-18 Totals by Month	City of Clarksville	School Operations	School Debt Service	Total Monthly Sales Tax
July (actual)	\$ 1,390,054.34	\$ 3,984,852.33	\$ 11,924.07	\$ 5,386,830.74
August	\$ 1,344,061.50	\$ 3,948,079.38	\$ 16,533.44	\$ 5,308,674.32
September	\$ 1,458,053.27	\$ 4,255,516.50	\$ 16,493.28	\$ 5,730,063.05
October				\$ -
November				\$ -
December				\$ -
January				\$ -
February				\$ -
March				\$ -
April				\$ -
May				\$ -
June				\$ -
TOTALS	\$ 1,390,054.34	\$ 3,984,852.33	\$ 11,924.07	\$ 16,425,568.11

Respectfully submitted: Brenda E. Radford, Montgomery County Trustee, November 28, 2017

CLARKSVILLE-MONTGOMERY COUNTY										
SALES TAX COLLECTIONS COMPARISON REPORT										
	2007-2008	2008-2009	2009-2010	2010-2011	2011-2012	2012-2013	2013-2014	2014-2015	2015-2016	2016-2017
July	\$ 3,851,625.57	\$ 3,807,908.75	\$ 3,944,322.43	\$ 3,973,449.15	\$ 4,368,524.95	\$ 4,969,328.68	\$ 4,610,593.54	\$ 4,852,678.91	\$ 5,168,417.10	\$ 5,108,887.39
August	\$ 4,048,062.83	\$ 3,969,101.90	\$ 4,155,944.24	\$ 4,485,348.58	\$ 4,365,279.31	\$ 4,770,982.11	\$ 4,742,043.02	\$ 5,021,678.21	\$ 5,207,421.78	\$ 5,488,585.29
September	\$ 3,697,338.74	\$ 3,591,425.40	\$ 3,765,577.37	\$ 4,044,918.09	\$ 4,687,426.40	\$ 4,458,831.11	\$ 4,419,749.47	\$ 4,702,911.95	\$ 5,180,576.80	\$ 5,168,524.78
October (August Coll.)	\$ 3,813,108.63	\$ 3,666,073.38	\$ 3,836,157.44	\$ 3,971,998.55	\$ 5,337,736.53	\$ 4,615,095.98	\$ 4,466,644.01	\$ 4,728,833.37	\$ 4,864,832.93	\$ 5,153,508.18
November	\$ 3,900,630.43	\$ 3,614,756.11	\$ 3,824,985.82	\$ 3,943,598.18	\$ 5,120,107.11	\$ 4,634,486.72	\$ 4,613,925.43	\$ 4,903,526.36	\$ 5,121,809.98	\$ 5,382,914.73
December	\$ 3,476,063.68	\$ 3,479,758.37	\$ 3,746,233.68	\$ 3,865,625.08	\$ 4,668,853.03	\$ 4,330,938.36	\$ 4,538,509.17	\$ 4,800,598.96	\$ 4,805,275.18	\$ 5,035,853.77
January	\$ 3,782,928.31	\$ 3,911,901.46	\$ 3,918,328.61	\$ 3,978,924.86	\$ 4,936,179.84	\$ 4,575,580.98	\$ 4,681,693.42	\$ 5,011,973.14	\$ 5,151,710.36	\$ 5,319,404.23
February	\$ 4,792,942.94	\$ 4,984,794.05	\$ 5,220,113.70	\$ 5,316,606.81	\$ 6,261,020.97	\$ 5,624,805.48	\$ 5,928,617.84	\$ 6,595,642.59	\$ 6,735,732.86	\$ 7,131,134.54
March	\$ 3,158,680.40	\$ 3,529,385.22	\$ 3,579,055.71	\$ 3,519,094.43	\$ 4,247,079.33	\$ 3,885,858.93	\$ 4,043,956.23	\$ 4,367,324.16	\$ 4,503,712.84	\$ 4,734,698.38
April	\$ 3,351,393.11	\$ 3,738,282.75	\$ 3,801,787.78	\$ 3,944,756.92	\$ 4,803,176.86	\$ 4,286,888.78	\$ 4,580,279.94	\$ 4,341,404.11	\$ 4,911,278.37	\$ 4,594,902.21
May	\$ 3,814,407.26	\$ 4,044,427.55	\$ 4,305,544.93	\$ 4,527,749.91	\$ 5,310,119.72	\$ 4,751,487.50	\$ 4,933,619.42	\$ 5,157,153.72	\$ 5,522,250.32	\$ 5,755,448.68
June	\$ 3,543,826.22	\$ 3,833,299.78	\$ 4,050,116.50	\$ 4,365,430.36	\$ 4,774,273.97	\$ 4,546,342.21	\$ 4,722,890.55	\$ 4,942,895.62	\$ 5,182,876.37	\$ 5,536,547.51
TOTAL	\$ 45,231,008.12	\$ 46,171,114.72	\$ 48,148,168.21	\$ 49,937,500.92	\$ 58,879,778.02	\$ 55,450,626.84	\$ 56,282,522.04	\$ 59,426,621.10	\$ 62,355,894.89	\$ 64,410,409.69
Increase/Decrease	(\$525,338.19)	\$940,106.60	\$ 1,977,053.49	\$ 1,789,332.71	\$ 8,942,277.10	(\$3,429,151.18)	\$ 831,895.20	\$ 3,144,099.06	\$ 2,929,273.79	\$ 2,054,514.80
MONTH	2017-2018	2018-2019	2019-2020	2020-2021	2021-2022	2022-2023	2023-2024	2024-2025	2025-2026	2026-2027
July	\$ 5,593,532.25									
August	\$ 5,679,437.81									
September	\$ 5,386,830.74									
October	\$ 5,308,674.32									
November	\$ 5,730,063.05									
December										
January										
February										
March										
April										
May										
June										
Total	\$ 27,698,538.17	\$ -	\$ -	\$ -	\$ -	\$ -	\$ -	\$ -	\$ -	\$ -
		\$ (27,698,538.17)	\$ -	\$ -	\$ -	\$ -	\$ -	\$ -	\$ -	\$ -

Brenda E. Radford, Montgomery County Trustee, November 28, 2017

Events that mark Notable Change in Clarksville/Montgomery County Sales Tax Revenue

Dec., 2007-The Worst Recession since the Great Depression began

June, 2009-Official Ending of the Worst Recession since the Great Depression

October, 2010-"This is the Slowest and Feeblest Recovery in the U.S.A.'s History,"-Steve Forbes

First Quarter, 2011-4/4/11 WSJ called the US Economy "The Incredible Shrinking Recovery"-The US Economy appears to have grown by little more than 1.5% in the 1st Qtr., well below the 4% annualized most expected back in January.

It is no coincidence that bank earnings have been retreating as well. Inflation/Stagflation, in the 3 months ending Feb., 2011, was running at an annualized rate of 5.6% and does not come close to compensating investors with their current low interest rate of .00%-25%.

WSJ-"Great Symbolic Blow" 8/5/11-America Gets Downgraded from AAA+ to AA+ by Standard & Poors-now 18 countries in the world have a better credit rating than the U.S.A.

Jan, 2013-THE NEW YORK TIMES Matthew Bishop "The latest green shoots of recovery in the United States already show signs of turning brown." Paul Krugman "Without a radical change in economic policy in both the United States and Europe,

the likeliest outcome is a prolonged depression, perhaps not as "great" as in the 1930's but with clear similarities, above all in the immense human cost of needlessly high unemployment."

Jan. 14, 2013 Hemlock Semiconductor LLC delays the start up of the Clarksville facility.

For Calendar Year 2013-Economists are predicting a 1.4% GDP

October 14, 2013, Hankook Tire coming to Clarksville with 1,800 direct jobs and build an \$800million manufacturing facility in Clarksville/Montgomery County

December 16, 2014-Fort Campbell uncertainty and Hemlock to close permanently. Leaf Chronicle

FISCAL YEAR	EVENT
2007-2008	Presidential Election/Housing Crisis/Banking/Stock Market/Interest Rates Decline/The Big
2007-2008	Operation Enduring Freedom

9/2008 S200 Bill, Federal Bailout of Fannie & Freddie, Lehman Chap.11, Merrill bought by BoFA, AIG loaned \$850

**CLARKSVILLE-MONTGOMERY COUNTY
SALES TAX COLLECTIONS COMPARISON REPORT**

	1987-1988	1988-1989	1989-1990	1990-1991	1991-1992	1992-1993	1993-1994	1994-1995	1995-1996	1996-1997
July	\$929,740.75	\$1,006,898.41	\$1,198,187.38	\$1,221,238.48	\$1,463,188.55	\$1,371,735.73	\$1,532,846.38	\$1,704,149.99	\$1,889,315.99	\$2,146,942.05
August	\$905,088.00	\$1,082,284.09	\$1,111,358.21	\$1,223,369.76	\$1,426,836.48	\$1,460,862.21	\$1,620,804.47	\$1,759,237.96	\$1,970,780.72	\$2,103,620.27
September	\$895,435.35	\$916,194.64	\$1,091,427.82	\$1,288,894.45	\$1,376,740.77	\$1,408,651.13	\$1,554,556.24	\$1,687,152.04	\$1,858,978.68	\$1,973,122.33
October	\$930,956.46	\$971,312.36	\$1,085,514.69	\$1,207,050.80	\$1,353,250.88	\$1,446,283.60	\$1,507,265.11	\$1,826,647.21	\$1,949,680.79	\$2,048,149.56
November	\$837,816.33	\$961,516.21	\$1,096,153.30	\$1,133,659.69	\$1,294,536.19	\$1,452,811.33	\$1,590,384.18	\$1,729,932.18	\$1,953,042.48	\$2,069,137.24
December	\$931,299.37	\$920,346.77	\$1,063,699.57	\$1,082,926.44	\$1,326,833.34	\$1,434,548.44	\$1,539,095.87	\$1,693,677.77	\$1,911,299.76	\$1,939,431.72
January	\$875,147.01	\$980,050.41	\$1,131,062.50	\$1,119,818.95	\$1,362,535.22	\$1,460,081.92	\$1,608,017.50	\$1,758,210.88	\$1,924,292.78	\$1,873,283.64
February	\$1,186,462.15	\$1,252,624.47	\$1,426,699.33	\$1,412,600.77	\$1,760,482.43	\$1,885,048.33	\$2,026,104.61	\$2,352,000.97	\$2,641,790.60	\$3,085,634.22
March	\$760,932.10	\$845,641.99	\$995,603.23	\$979,512.05	\$1,181,681.23	\$1,257,905.81	\$1,319,491.20	\$1,435,977.75	\$1,630,518.61	\$1,675,076.32
April	\$750,875.81	\$849,055.30	\$1,003,881.57	\$945,001.09	\$1,244,217.16	\$1,282,214.57	\$1,362,296.01	\$1,498,418.93	\$1,756,462.14	\$1,832,097.32
May	\$931,601.06	\$1,064,430.07	\$1,160,795.59	\$1,199,701.50	\$1,362,701.89	\$1,433,422.32	\$1,678,949.40	\$1,867,773.18	\$1,989,368.74	\$2,127,149.58
June	\$993,848.73	\$1,084,484.71	\$1,207,470.06	\$1,303,600.81	\$1,394,251.55	\$1,503,164.98	\$1,678,119.72	\$1,893,865.18	\$1,975,042.56	\$2,144,205.31
TOTAL	\$10,929,203.12	\$11,934,839.43	\$13,571,853.05	\$14,117,374.79	\$16,547,255.69	\$17,396,730.37	\$19,017,930.69	\$21,207,044.04	\$23,450,573.85	\$25,017,849.56
Increase/Decrease		\$1,005,636.31	\$1,637,013.62	\$545,521.74	\$2,429,880.90	\$849,474.68	\$1,621,200.32	\$2,189,113.35	\$2,243,529.81	\$1,567,275.71
% Change		8.43%	12.06%	3.86%	14.68%	4.88%	8.52%	10.32%	9.57%	6.26%
MONTH	1997-1998	1998-1999	1999-2000	2000-2001	2001-2002	2002-2003	2003-2004	2004-2005	2005-2006	2006-2007
July	\$2,320,191.63	\$2,261,700.29	\$2,500,153.25	\$2,564,244.96	\$2,659,067.82	\$2,810,791.11	\$2,917,930.91	\$3,348,804.18	\$3,436,821.84	\$3,503,567.59
August	\$2,176,421.60	\$2,411,259.55	\$2,632,748.20	\$2,757,311.17	\$2,672,455.60	\$3,039,219.33	\$2,815,508.67	\$3,218,284.80	\$3,440,758.11	\$3,604,691.64
September	\$2,186,356.66	\$2,274,420.04	\$2,451,860.76	\$2,463,051.78	\$2,614,307.22	\$2,711,174.45	\$2,787,317.85	\$3,205,656.16	\$3,477,430.60	\$3,522,264.23
October	\$2,213,853.46	\$2,316,212.91	\$2,621,922.30	\$2,469,443.43	\$2,544,611.54	\$2,721,439.30	\$2,850,508.60	\$3,186,691.49	\$3,623,744.82	\$3,585,907.50
November	\$2,182,496.50	\$2,282,188.06	\$2,328,616.74	\$2,632,723.86	\$2,576,225.26	\$2,668,754.34	\$2,983,343.36	\$3,225,319.02	\$3,395,115.43	\$4,040,735.92
December	\$2,074,380.72	\$2,359,395.49	\$2,470,772.48	\$2,428,723.62	\$2,555,433.28	\$2,823,763.35	\$2,787,354.38	\$3,109,292.51	\$3,337,496.49	\$3,658,553.15
January	\$2,289,643.49	\$2,391,678.80	\$2,523,972.45	\$2,584,488.34	\$2,676,641.67	\$2,748,107.08	\$2,866,202.35	\$3,190,998.14	\$3,431,234.22	\$3,815,630.77
February	\$2,832,006.01	\$3,220,181.39	\$3,623,525.32	\$3,544,312.41	\$3,598,209.81	\$3,747,264.13	\$3,723,579.00	\$4,095,293.36	\$4,528,060.78	\$5,044,569.52
March	\$1,824,033.67	\$1,981,446.06	\$2,331,660.57	\$2,302,541.36	\$2,504,392.77	\$2,424,970.53	\$2,719,411.98	\$3,030,614.62	\$2,952,840.18	\$3,586,737.61
April	\$1,906,328.14	\$2,181,787.43	\$2,220,901.36	\$2,371,036.47	\$2,351,844.30	\$2,610,035.85	\$3,069,642.89	\$3,219,455.88	\$2,950,826.00	\$3,497,021.58
May	\$2,261,256.29	\$2,565,914.49	\$2,517,402.80	\$2,659,931.19	\$2,718,918.40	\$2,801,854.03	\$3,375,392.83	\$3,509,326.71	\$3,501,526.35	\$4,073,638.37
June	\$2,154,965.69	\$2,498,686.33	\$2,681,485.14	\$2,792,900.82	\$2,702,910.31	\$2,699,131.37	\$3,243,478.46	\$3,383,063.12	\$3,533,126.13	\$3,823,028.43
Total	\$26,421,933.86	\$28,745,070.84	\$30,905,021.37	\$31,570,709.41	\$32,175,017.98	\$33,806,504.87	\$36,139,671.28	\$39,722,799.99	\$41,608,980.95	\$45,756,346.31
Increase/Decrease	\$1,404,084.30	\$2,323,136.98	\$2,159,950.53	\$665,688.04	\$604,308.57	\$1,631,466.89	\$2,333,166.41	\$3,583,128.71	\$1,886,180.96	\$4,147,365.36
% Change	5.31%	8.08%	6.99%	2.11%	1.88%	4.83%	6.46%	9.02%	4.53%	9.06%

Brenda E. Radford, Montgomery County Trustee June 11, 2007

Notable Events Marking Change in Clarksville/Montgomery County Sales Tax Revenue

FISCAL YEAR	EVENT
1990-1991	Desert Storm
1998-1999	Jan. 1999 F3 Tornado (shown in March, 1999)
2000-2001	Presidential Election & Stock Market Decline
2001-2002	9/11/2001 & Stock Market

MONTGOMERY COUNTY TRUSTEE'S OFFICE												
INVESTMENTS-OCTOBER, 2017 INTEREST REPORT												
FUND NAME	FUND CODE	ACCOUNT NUMBER	BANK NAME	INVESTMENT	ACCRUED INTEREST	INTEREST	TOTAL INVESTED	APY%	Maturity Date	INVESTMENT INFORMATION		
COUNTY GENERAL FUND	101	11130-003	F&M BANK/TAX RECEIPTS	\$ 97,722.07	\$ 25.70		\$ 97,747.77	0.30				
COUNTY GENERAL FUND	101	11130-006	PLANTERS BANK/TAX RECEIPT	\$ 1.00	\$ -		\$ 1.00	0.25				
COUNTY GENERAL FUND	101	11130-008	CUMB. BK. & TRUST/TAX RECE	\$ 32,410.35	\$ 6.88		\$ 32,417.23	0.25				
ANIMAL CONTROLS/EMS	101	11130-022	PLANTERS BANK-OTHER CNT	\$ 220,507.20	\$ 1.83		\$ 220,509.03	0.01				
CLARKSVILLE MO. CO. PUBLIC U	209	11130-028	PLANTERS BANK	\$ 11,648.88	\$ 0.08		\$ 11,648.96			Account Opened February 2016		
COUNTY GENERAL FUND	101	11300-001	PLANTERS BANK MIA	\$ 50,920.80	\$ 11.16		\$ 50,931.96	0.25				
2011 G.O. SCHOOL & PUBLIC DA	151	11300-001	PLANTERS BANK MIA	\$ 50,768.23	\$ 11.13		\$ 50,779.36	0.25				
COUNTY GENERAL FUND	101	11300-002	PLANTERS BANK CO	\$ 5,325,597.57	\$ 3,940.89		\$ 5,329,538.46	0.90				
BI-COUNTY LANDFILL	207	11300-004	LEGENDS BANK Business Reser	\$ 6,191,067.33	\$ 4,412.13		\$ 6,195,479.46	0.84		Acct includes daily sweeps from a non-interest bearing B-County User Fees Acct #10037026		
COUNTY OPERATING ACCOUNT	ALL	11300-006	PLANTERS BANK	\$ 8,669,156.94	\$ 12,387.29		\$ 8,681,544.23	1.46				
COUNTY GENERAL FUND	101	11300-011	STEPHENS INC.	\$ 14,530,183.85	\$ 7,474.34		\$ 14,537,658.39	1.19	variable			
COUNTY GENERAL FUND	101	11300-016	RAYMOND JAMES/CAPSTAR C	\$ 15,473,141.87	\$ 11,933.86		\$ 15,485,075.83	1.00		Blended Rate		
COUNTY GENERAL FUND	101	11300-019	LGIP	\$ 46,921.88	\$ 41.05		\$ 46,963.03	1.03				
COUNTY GENERAL FUND	101	11300-026	BANK OF NASHVILLE/SYNOVUS	\$ 3,792,780.08	\$ 1,292.27		\$ 3,794,172.35	0.95		Opened March 2016 (APY% in Portfolio Low & High Yield)		
COUNTY GENERAL FUND	101	11300-027	CAPITAL BANK - COARS	\$ 14,309,805.10	\$ 10,893.47		\$ 14,320,698.57	0.90		Opened March 2016 - Add'l \$M invested at 0.7 in May '17		
DEBT SERVICE FUND	151	11300-028	REGIONS BANK	\$ 32,137,546.55	\$ 23,608.96		\$ 32,161,153.51	1.10		Opened April 2016 - Interest will always post one month behind		
CAPITAL PROJECTS	171	11300-028	REGIONS BANK	\$ 778,039.40			\$ 778,039.40	1.10		Opened April 2016 - Interest will always post one month behind		
CAPITAL PROJECTS	171	11300-079	REGIONS BANK	\$ 2,643,160.37	\$ 1,895.68		\$ 2,645,056.05	1.10		Opened April 2016 - Interest will always post one month behind		
WORKMAN'S COMPENSATION	101	11300-030	REGIONS BANK	\$ 842,592.46	\$ 604.30		\$ 843,196.76	1.10		Opened April 2016 - Interest will always post one month behind		
E-911	204	11300-035	REGIONS BANK	\$ 431,904.02	\$ 309.76		\$ 432,213.78	1.10		Opened April 2016 - Interest will always post one month behind		
COUNTY GENERAL FUND	101	11300-036	REGIONS BANK	\$ 307,700.08	\$ 220.67		\$ 307,920.75	1.10		Opened April 2016 - Interest will always post one month behind		
DEBT SERVICE FUND	151	11300-037	REGIONS BANK	\$ 216,520.21	\$ 155.29		\$ 216,675.50	1.10		Opened April 2016 - Interest will always post one month behind		
UNEMPLOYMENT TRUST FUND	101	11300-038	REGIONS BANK	\$ 116,141.67	\$ 83.30		\$ 116,224.97	1.10		Opened April 2016 - Interest will always post one month behind		
DRUG TASK FORCE	363	11300-039	REGIONS BANK	\$ 103,775.78	\$ 74.43		\$ 103,850.21	1.10		Opened April 2016 - Interest will always post one month behind		
COUNTY GENERAL FUND	101	11300-040	HILLIARD LYONS	\$ 15,091,381.36			\$ 15,091,381.36	1.31		Opened May 2016 - will receive quarterly interest (APY% is Total Current Portfolio Yield)		
2016A G.O. PUBLIC IMP. BOND	151	11300-041	FRANKLIN SYNERGY	\$ 3,510,870.83	\$ 3,678.18		\$ 3,514,550.01	1.36		Opened December 2016		
			TOTALS	\$ 124,982,267.08	\$ 83,161.85	\$ -	\$ 125,065,428.93					
			TOTAL INTEREST REVENUE									

Montgomery County, Tennessee
Office of Trustee
Monthly Financial Report
For the Month Ending 11/30/2017

ASSET		<u>Beginning Balance</u>	<u>Debits</u>	<u>Credits</u>	<u>Ending Balance</u>
999-11120	CASH ON HAND	1,300.00	16,940,000.96	16,940,000.96	1,300.00
999-11130-001	CASH IN BANK-BANK OF AMERICA	847.47			847.47
999-11130-003	F & M BANK-TAX PAYMENTS	97,722.07	157,511.70	78,743.00	176,490.77
999-11130-006	PLANTERS BANK-MMA(TAX ACCOUNT)	1.00	27,712.00	27,712.00	1.00
999-11130-008	CUMBERLAND BK - TAX ACCOUNT	32,410.35	60,356.88	30,175.00	62,592.23
999-11130-022	PLANTERS BANK-OTHER CNTY GOVT CC	220,507.20	24,165.79	12,081.98	232,591.01
999-11130-025	LEGENDS BANK - BI-COUNTY FEES	10,000.00	397,718.73	397,718.73	10,000.00
999-11130-026	PLANTERS BANK -209	11,649.88	4,479.31	354.40	15,774.79
999-11130-027	REGIONS - OPERATING	20,879,780.15	68,976,596.02	70,222,368.06	19,634,008.11
999-11130-028	REGIONS - MCG CLEARING	0.00	8,108,663.00	8,108,663.00	0.00
999-11130-029	REGIONS - SCHOOL CLEARING	0.00	8,659,516.30	8,659,516.30	0.00
999-11300-001	PLANTERS BANK MMA-101	101,689.03	22.29		101,711.32
999-11300-002	PLANTERS BANK CD-101	5,325,597.57	3,940.89		5,329,538.46
999-11300-004	LEGENDS BANK - 207	6,191,067.33	396,566.02	2,500,000.00	4,087,633.35
999-11300-006	PLANTERS BANK-DEPOSIT ACCT	8,669,156.94	7,033,322.25	138,316.08	15,564,163.11
999-11300-011	SYNOVUS - SHARED CD - 101	14,530,183.85	7,474.54		14,537,658.39
999-11300-014	PLANTERS BANK MMA-101	0.00			0.00
999-11300-016	CAPSTAR BANK CDARS-101	15,473,141.97	11,933.86		15,485,075.83
999-11300-019	LOCAL GOVT INVESTMENT POOL 101	46,921.98	41.05		46,963.03
999-11300-026	BANK OF NASHVILLE / SYNOVUS	3,792,780.08	1,392.27	4,384.99	3,789,807.36
999-11300-027	CAPITAL BANK - CDARS	14,309,805.10	10,893.47		14,320,698.57
999-11300-028	REGIONS - CAPITAL PROJECTS	32,939,192.91	44,252.98	2,030,795.63	30,952,650.26
999-11300-029	REGIONS - GO PUBLIC IMPROVEMENT	2,645,056.05	3,553.57	1,268.41	2,647,341.21
999-11300-030	REGIONS - WORKER'S COMP	843,196.76	1,132.81	404.34	843,925.23
999-11300-035	REGIONS - E911	432,213.78	580.67	207.27	432,587.18
999-11300-036	REGIONS - EMS HANKOOK	307,920.75	413.68	147.66	308,186.77
999-11300-037	REGIONS - DEBT SERVICE	216,675.50	291.10	103.91	216,862.69
999-11300-038	REGIONS - UNEMPLOYMENT TRUST	116,224.97	156.15	55.74	116,325.38
999-11300-039	REGIONS - DTF	116,427.89	25,194.69	55.83	141,566.75
999-11300-040	HILLIARD LYONS	15,091,381.36			15,091,381.36
999-11300-041	2016A G.O. PUBLIC IMPROVEMENT BOND	3,510,870.83	3,679.18		3,514,550.01
999-11405	CHECKS WITH INSUFFICIENT FUNDS	2,465.53	1,534.60	1,534.60	2,465.53
999-11410	STATE OF TN TAX RELIEF CURR YR	4,442.00	239,839.00	3,429.00	240,852.00
999-11515	MONTGOMERY COUNTY RELIEF	0.00	17,788.00	17,788.00	0.00
999-11890	MORTGAGE CLEARING	0.00			0.00
		145,920,630.30	111,160,723.76	109,175,804.89	147,905,549.17

LIABILITY		Beginning Balance	Debits	Credits	Ending Balance
101-21353	PLANNING COMMISSION	0.00			0.00
101-21560	DUE TO LITIGANTS HEIRS AND OTHERS	0.00			0.00
999-20040	EXCESS LAND SALE PAYMENTS 2004	25,830.63			25,830.63
999-20120	EXCESS LAND SALE PAYMENTS 2012	399.21			399.21
999-20130	EXCESS LAND SALE PAYMENTS 2013	141,162.29			141,162.29
999-20140	EXCESS LAND SALE PAYMENTS 2014	54,426.72			54,426.72
999-22200	OVERPAYMENTS	7,930.00	6,152.60	6,058.47	7,835.87
999-24105	CREDIT CARD FEES	0.00			0.00
999-26500	STOP PAYMENTS	0.00			0.00
999-27700	TRUSTEE'S HOLDING ACCOUNT	0.00			0.00
999-28310	UNDISTRIBUTED TAXES	0.00			0.00
999-29900	FEE/COMMISSION ACCOUNT	116,788.62	116,367.38	236,362.13	236,783.37
101	COUNTY GENERAL FUND	13,614,801.96	5,943,319.99	5,835,886.03	13,507,366.00
122	DRUG CONTROL FUND	108,898.21	1,141.71	772.62	108,529.12
131	GENERAL ROAD FUND	3,152,680.54	851,466.15	758,069.11	3,059,283.50
141	GENERAL PURPOSE SCHOOL FUND	29,225,556.64	20,827,693.39	22,404,681.71	30,802,544.96
142	SCHOOL FEDERAL PROJECTS FUND	1,532,879.78	1,750,143.65	2,561,751.32	2,344,487.45
143	CHILD NUTRITION FUND	3,676,692.64	1,400,239.57	1,280,693.02	3,557,146.09
144	SCHOOL SYSTEM TRANS FUND	2,105,623.92	1,335,146.53	1,279,802.52	2,050,279.91
146	EXTENDED SCHOOL PROGRAM FUND	167,736.49	3,950.00	700.00	164,486.49
151	DEBT SERVICE FUND	29,362,126.97	1,390,750.74	2,379,458.73	30,350,834.98
171	CAPITAL PROJECTS FUND	37,619,623.05	1,825,587.35	192,018.34	35,986,054.04
177	EDU CAPITAL PROJECTS FUND	2,072,336.10	382,472.50		1,689,863.60
204	E911 COMMUNICATION DIST.	1,741,706.15	248,212.31	249,938.92	1,743,432.76
207	BI-COUNTY LANDFILL	4,713,966.85	1,520,022.83	1,298,097.61	4,492,041.63
209	LIBRARY FUND	699,469.49	181,870.48	10,746.85	528,345.86
263	SELF INSURANCE TRUST FUND	14,712,066.72	4,068,304.55	5,371,508.28	16,015,270.45
266	WORKERS' COMPENSATION	591,388.92	48,362.13	4,468.29	547,495.08
267	UNEMPLOYMENT COMPENSATION	38,274.84	5,144.46	5,144.46	38,274.84
351	CITY OF CLARKSVILLE - SALES TAX	0.00	1,458,053.27	1,458,053.27	0.00
356	CITY OF CLARKSVILLE	0.00			0.00
362	MGC RAIL AUTHORITY	2,423.30	120.95	196.14	2,498.49
363	JUDICIAL DISTRICT DRUG FUND	318,853.99	11,416.19	28,659.69	336,097.49
266	DISTRICT ATTORNEY FUND	66,988.27	3,823.00	1,613.09	64,776.36
365	PORT AUTHORITY	50,000.00			50,000.00
		145,920,630.30	43,379,761.73	45,364,680.60	147,905,549.17

Dwight L. Norford 12/8/2017

Signature Date

Title

12/05/2017 08:53
mlopez

MONTGOMERY COUNTY GOVERNMENT, TN
YEAR-TO-DATE BUDGET REPORT

P 1
glytdbud

FOR 2018 05

JOURNAL DETAIL 2018 1 TO 2018 12

	ORIGINAL ESTIM REV	ESTIM REV ADJUSTMTS	REVISED EST REV	ACTUAL YTD REVENUE	REMAINING REVENUE	PCT COLL
101 COUNTY GENERAL						
40110 CURRENT PROPERTY TAX	-42,736,925	0	-42,736,925	-415,775.95	-42,321,149.05	1.0%
40120 TRUSTEE'S COLLECTIONS - PYR	-1,200,000	0	-1,200,000	-281,967.80	-918,032.20	23.5%
40125 TRUSTEE COLLECTIONS - BANKRUPT	-60,000	0	-60,000	-18,164.48	-41,835.52	30.3%
40130 CIRCUIT/CHANCERY COLLECT-PYR	-500,000	0	-500,000	-224,484.06	-275,515.94	44.9%
40140 INTEREST & PENALTY	-350,000	0	-350,000	-130,195.18	-219,804.82	37.2%
40161 PMTS IN LIEU OF TAXES - T.V.A	-763	0	-763	-762.74	-.26	100.0%
40162 PMTS IN LIEU OF TAXES -UTILIT	-1,345,000	0	-1,345,000	-469,344.30	-875,655.70	34.9%
40163 PMTS IN LIEU OF TAXES - OTHER	-999,914	0	-999,914	-32,924.80	-966,989.20	3.3%
40220 HOTEL/MOTEL TAX	-1,891,000	0	-1,891,000	-803,924.10	-1,087,075.90	42.5%
40250 LITIGATION TAX - GENERAL	-441,000	0	-441,000	-156,891.82	-284,108.18	35.6%
40260 LITIGATION TAX-SPECIAL PURPOSES	-75,000	0	-75,000	-30,818.71	-44,181.29	41.1%
40270 BUSINESS TAX	-1,000,000	0	-1,000,000	-130,553.52	-869,446.48	13.1%
40320 BANK EXCISE TAX	-200,000	0	-200,000	.00	-200,000.00	.0%
40330 WHOLESALE BEER TAX	-350,000	0	-350,000	-136,725.52	-213,274.48	39.1%
40350 INTERSTATE TELECOMMUNICATIONS	-3,400	0	-3,400	.00	-3,400.00	.0%
41120 ANIMAL REGISTRATION	-35,000	0	-35,000	-20,734.00	-14,266.00	59.2%
41130 ANIMAL VACCINATION	-6,000	0	-6,000	-4,612.00	-1,388.00	76.9%
41140 CABLE TV FRANCHISE	-275,000	0	-275,000	-140,468.23	-134,531.77	51.1%
41520 BUILDING PERMITS	-550,000	0	-550,000	-397,259.20	-152,740.80	72.2%
41540 PLUMBING PERMITS	-14,000	0	-14,000	-10,800.00	-3,200.00	77.1%
41590 OTHER PERMITS	-132,000	0	-132,000	-232,552.20	100,552.20	176.2%
42110 FINES	-1,725	0	-1,725	-1,824.47	99.47	105.8%
42120 OFFICERS COSTS	-22,000	0	-22,000	-13,444.19	-8,555.81	61.1%
42141 DRUG COURT FEES	-1,600	0	-1,600	-265.29	-1,334.71	16.6%
42142 VETERANS TREATMENT COURT FEES	-825	0	-825	-142.50	-682.50	17.3%
42190 DATA ENTRY FEES -CIRCUIT COURT	-11,600	0	-11,600	-3,923.50	-7,676.50	33.8%
42191 COURTROOM SECURITY - CIRCUIT	-8,600	0	-8,600	-2,683.96	-5,916.04	31.2%
42192 CIRCUIT COURT VICTIMS ASSESS	-3,525	0	-3,525	-917.70	-2,607.30	26.0%
42310 FINES	-95,000	0	-95,000	-59,427.20	-35,572.80	62.6%
42311 FINES - LITTERING	-750	0	-750	-98.56	-651.44	13.1%
42320 OFFICERS COSTS	-225,000	0	-225,000	-95,154.30	-129,845.70	42.3%
42330 GAME & FISH FINES	-1,000	0	-1,000	-48.37	-951.63	4.8%
42341 DRUG COURT FEES	-20,000	0	-20,000	-10,775.43	-9,224.57	53.9%
42342 VETERANS TREATMENT COURT FEES	-17,000	0	-17,000	-6,836.91	-10,163.09	40.2%
42350 JAIL FEES GENERAL SESSIONS	-280,000	0	-280,000	-86,967.01	-193,032.99	31.1%
42380 DUI TREATMENT FINES	-20,000	0	-20,000	-5,154.93	-14,845.07	25.8%
42390 DATA ENTRY FEE-GENERAL SESS	-64,500	0	-64,500	-22,078.44	-42,421.56	34.2%
42392 GEN SESSIONS VICTIM ASSESSMENT	-65,000	0	-65,000	-21,429.55	-43,570.45	33.0%
42410 FINES	-750	0	-750	-1,546.60	796.60	206.2%
42420 OFFICERS COSTS	-15,000	0	-15,000	-5,565.68	-9,434.32	37.1%

12/05/2017 08:53
mlopez

MONTGOMERY COUNTY GOVERNMENT, TN
YEAR-TO-DATE BUDGET REPORT

P 2
glytdbud

FOR 2018 05

JOURNAL DETAIL 2018 1 TO 2018 12

	ORIGINAL ESTIM REV	ESTIM REV ADJUSTMTS	REVISED EST REV	ACTUAL YTD REVENUE	REMAINING REVENUE	PCT COLL
42450 JAIL FEES	-51,000	0	-51,000	-19,086.15	-31,913.85	37.4%
42490 DATA ENTRY FEE-JUVENILE COURT	-11,000	0	-11,000	-2,908.61	-8,091.39	26.4%
42520 OFFICERS COSTS	-30,000	0	-30,000	-13,216.50	-16,783.50	44.1%
42530 DATA ENTRY FEE -CHANCERY COUR	-4,500	0	-4,500	-1,976.00	-2,524.00	43.9%
42610 FINES	-2,500	0	-2,500	-599.62	-1,900.38	24.0%
42641 DRUG COURT FEES	-25,000	0	-25,000	-13,110.00	-11,890.00	52.4%
42900 OTHER FINES/FORFEITURE/PENALT	-200	0	-200	.00	-200.00	.0%
42910 PROCEEDS -CONFISCATED PROPERT	0	0	0	200.00	-200.00	100.0%
42990 OTHER FINES/FORFEITS/PENALTIE	-3,725	0	-3,725	-13,081.29	9,356.29	351.2%
43120 PATIENT CHARGES	-6,200,000	0	-6,200,000	-2,682,786.12	-3,517,213.88	43.3%
43140 ZONING STUDIES	-4,500	0	-4,500	-1,500.00	-3,000.00	33.3%
43190 OTHER GENERAL SERVICE CHARGES	-55,000	-333,000	-388,000	-19,765.55	-368,234.45	5.1%
43340 RECREATION FEES	-10,000	0	-10,000	-5,387.50	-4,612.50	53.9%
43350 COPY FEES	-6,400	0	-6,400	-4,101.23	-2,298.77	64.1%
43365 ARCHIVE & RECORD MANAGEMENT	-414,000	0	-414,000	-160,780.80	-253,219.20	38.8%
43366 GREENBELT LATE APPLICATION FE	-300	0	-300	-350.00	50.00	116.7%
43370 TELEPHONE COMMISSIONS	-66,000	0	-66,000	-18,334.76	-47,665.24	27.8%
43380 VENDING MACHINE COLLECTIONS	-85,000	0	-85,000	-27,161.06	-57,838.94	32.0%
43392 DATA PROCESSING FEES -REGISTE	-75,000	0	-75,000	-26,738.00	-48,262.00	35.7%
43393 PROBATION FEES	-23,000	-4,000	-27,000	-6,671.52	-20,328.48	24.7%
43394 DATA PROCESSING FEES - SHERIF	-30,000	0	-30,000	-12,217.94	-17,782.06	40.7%
43395 SEXUAL OFFENDER FEE - SHERIFF	-18,000	0	-18,000	-3,800.00	-14,200.00	21.1%
43396 DATA PROCESSING FEE-COUNTY CL	-12,000	0	-12,000	-3,987.00	-8,013.00	33.2%
43990 OTHER CHARGES FOR SERVICES	-4,200	0	-4,200	-8,938.94	4,738.94	212.8%
44110 INTEREST EARNED	-400,000	0	-400,000	-224,679.75	-175,320.25	56.2%
44120 LEASE/RENTALS	-582,458	0	-582,458	-247,705.65	-334,752.35	42.5%
44140 SALE OF MAPS	-1,000	0	-1,000	-1,260.00	260.00	126.0%
44145 SALE OF RECYCLED MATERIALS	0	0	0	-1,800.00	1,800.00	100.0%
44170 MISCELLANEOUS REFUNDS	-223,044	-1,125	-224,169	-244,519.58	20,350.58	109.1%
44530 SALE OF EQUIPMENT	0	0	0	-25,415.00	25,415.00	100.0%
44570 CONTRIBUTIONS & GIFTS	0	0	0	-2,000.00	2,000.00	100.0%
44990 OTHER LOCAL REVENUES	-630,905	0	-630,905	-258,641.99	-372,263.01	41.0%
45510 COUNTY CLERK	-1,500,000	0	-1,500,000	-576,996.69	-923,003.31	38.5%
45520 CIRCUIT COURT CLERK	-707,000	0	-707,000	-268,243.74	-438,756.26	37.9%
45540 GENERAL SESSIONS COURT CLERK	-2,050,000	0	-2,050,000	-673,139.79	-1,376,860.21	32.8%
45550 CLERK & MASTER	-370,000	0	-370,000	-187,603.78	-182,396.22	50.7%
45560 JUVENILE COURT CLERK	-302,134	0	-302,134	-69,131.58	-233,002.42	22.9%
45580 REGISTER	-1,000,000	0	-1,000,000	-419,674.34	-580,325.66	42.0%
45590 SHERIFF	-38,000	0	-38,000	-36,413.93	-1,586.07	95.8%
45610 TRUSTEE	-3,300,000	0	-3,300,000	-428,483.13	-2,871,516.87	13.0%
46110 JUVENILE SERVICES PROGRAM	-580,011	0	-580,011	-68,847.13	-511,163.87	11.9%
46190 OTHER GENERAL GOVERNMENT GRAN	0	-10,000	-10,000	-10,000.00	.00	100.0%
46210 LAW ENFORCEMENT TRAINING PROG	-65,400	0	-65,400	.00	-65,400.00	.0%
46390 OTHER HEALTH & WELFARE GRANT	0	-101,150	-101,150	-5,041.74	-96,108.26	5.0%

12/05/2017 08:53
mlopez

MONTGOMERY COUNTY GOVERNMENT, TN
YEAR-TO-DATE BUDGET REPORT

P 3
glytdbud

FOR 2018 05

JOURNAL DETAIL 2018 1 TO 2018 12

	ORIGINAL ESTIM REV	ESTIM REV ADJSTMTS	REVISED EST REV	ACTUAL YTD REVENUE	REMAINING REVENUE	PCT COLL
46430 LITTER PROGRAM	0	0	0	-22,846.79	22,846.79	100.0%
46810 FLOOD CONTROL	-500	0	-500	.00	-500.00	.0%
46830 BEER TAX	-17,500	0	-17,500	-9,654.06	-7,845.94	55.2%
46835 VEHICLE CERTIFICATE OF TITLE	-21,000	0	-21,000	-9,096.65	-11,903.35	43.3%
46840 ALCOHOLIC BEVERAGE TAX	-230,000	0	-230,000	-128,417.89	-101,582.11	55.8%
46851 STATE REVENUE SHARING - T.V.A	-1,648,544	0	-1,648,544	-415,307.99	-1,233,236.01	25.2%
46880 BOARD OF JURORS	-5,000	0	-5,000	.00	-5,000.00	.0%
46890 PRISONER TRANSPORTATION	-22,000	0	-22,000	-11,511.77	-10,488.23	52.3%
46915 CONTRACTED PRISONER BOARDING	-1,590,000	0	-1,590,000	-542,349.00	-1,047,651.00	34.1%
46960 REGISTRAR'S SALARY SUPPLEMENT	-15,164	0	-15,164	-3,791.00	-11,373.00	25.0%
46980 OTHER STATE GRANTS	-3,420,402	-41,100	-3,461,502	-780,624.77	-2,680,877.23	22.6%
46990 OTHER STATE REVENUES	-27,000	0	-27,000	-9,646.52	-17,353.48	35.7%
47235 HOMELAND SECURITY GRANTS	-74,350	-299,590	-373,940	.00	-373,940.00	.0%
47590 OTHER FEDERAL THROUGH STATE	-61,638	-139,793	-201,431	-84,849.22	-116,581.78	42.1%
47700 ASSET FORFEITURE FUNDS	-2,000	0	-2,000	.00	-2,000.00	.0%
47990 OTHER DIRECT FEDERAL REVENUE	-20,000	0	-20,000	-2,215.90	-17,784.10	11.1%
48110 PRISONER BOARD	0	0	0	-209.32	209.32	100.0%
48130 CONTRIBUTIONS	-167,000	0	-167,000	-42,088.11	-124,911.89	25.2%
48610 DONATIONS	-179,860	-36,000	-215,860	-41,081.89	-174,778.11	19.0%
49700 INSURANCE RECOVERY	0	0	0	-69,215.82	69,215.82	100.0%
49800 OPERATING TRANSFERS	-141,456	-153,036	-294,492	.00	-294,492.00	.0%
TOTAL COUNTY GENERAL	-79,543,568	-1,118,794	-80,662,362	-12,946,046.31	-67,716,315.69	16.0%

131 GENERAL ROADS

40110 CURRENT PROPERTY TAX	-4,153,375	0	-4,153,375	-40,406.61	-4,112,968.39	1.0%
40120 TRUSTEE'S COLLECTIONS - PYR	-108,000	0	-108,000	-27,485.85	-80,514.15	25.4%
40125 TRUSTEE COLLECTIONS - BANKRUP	-4,000	0	-4,000	-1,744.53	-2,255.47	43.6%
40130 CIRCUIT/CHANCERY COLLECT-PYR	-30,000	0	-30,000	-21,816.42	-8,183.58	72.7%
40140 INTEREST & PENALTY	-30,000	0	-30,000	-12,758.54	-17,241.46	42.5%
40270 BUSINESS TAX	-102,321	0	-102,321	-11,254.61	-91,066.39	11.0%
40280 MINERAL SEVERANCE TAX	-215,338	0	-215,338	-65,863.00	-149,475.00	30.6%
40320 BANK EXCISE TAX	-15,000	0	-15,000	.00	-15,000.00	.0%
44135 SALE OF GASOLINE	-20,100	0	-20,100	-4,003.73	-16,096.27	19.9%
44170 MISCELLANEOUS REFUNDS	-28,000	0	-28,000	-3,879.29	-24,120.71	13.9%
46410 BRIDGE PROGRAM	-300,000	0	-300,000	.00	-300,000.00	.0%
46420 STATE AID PROGRAM	-765,000	0	-765,000	-164,280.69	-600,719.31	21.5%
46920 GASOLINE & MOTOR FUEL TAX	-2,999,765	0	-2,999,765	-1,271,206.06	-1,728,558.94	42.4%
46930 PETROLEUM SPECIAL TAX	-124,345	0	-124,345	-41,448.27	-82,896.73	33.3%
48120 PAVING & MAINTENANCE	-25,000	0	-25,000	.00	-25,000.00	.0%
49700 INSURANCE RECOVERY	0	0	0	-19,632.13	19,632.13	100.0%

12/05/2017 08:53
mlopez

MONTGOMERY COUNTY GOVERNMENT, TN
YEAR-TO-DATE BUDGET REPORT

P 4
glytdbud

FOR 2018 05

JOURNAL DETAIL 2018 1 TO 2018 12

	ORIGINAL ESTIM REV	ESTIM REV ADJUSTMTS	REVISED EST REV	ACTUAL YTD REVENUE	REMAINING REVENUE	PCT COLL
TOTAL GENERAL ROADS	-8,920,244	0	-8,920,244	-1,685,779.73	-7,234,464.27	18.9%
151 DEBT SERVICE						
40110 CURRENT PROPERTY TAX	-34,102,375	0	-34,102,375	-331,770.13	-33,770,604.87	1.0%
40120 TRUSTEE'S COLLECTIONS - PYR	-750,000	0	-750,000	-225,418.29	-524,581.71	30.1%
40125 TRUSTEE COLLECTIONS - BANKRUPT	-30,000	0	-30,000	-12,941.38	-17,058.62	43.1%
40130 CIRCUIT/CHANCERY COLLECT-PYR	-225,000	0	-225,000	-179,129.39	-45,870.61	79.6%
40140 INTEREST & PENALTY	-230,000	0	-230,000	-104,129.30	-125,870.70	45.3%
40210 LOCAL OPTION SALES TAX	0	0	0	-57,077.94	57,077.94	100.0%
40250 LITIGATION TAX - GENERAL	-350,000	0	-350,000	-143,320.68	-206,679.32	40.9%
40266 LITIGATION TAX-JAIL/WH/CH	-360,000	0	-360,000	-154,807.71	-205,192.29	43.0%
40270 BUSINESS TAX	-80,000	0	-80,000	-11,254.61	-68,745.39	14.1%
40285 ADEQUATE FACILITIES TAX	-950,000	0	-950,000	-633,500.00	-316,500.00	66.7%
40320 BANK EXCISE TAX	-100,000	0	-100,000	.00	-100,000.00	.0%
44110 INTEREST EARNED	-300,000	0	-300,000	-160,712.77	-139,287.23	53.6%
44990 OTHER LOCAL REVENUES	0	0	0	-101,027.75	101,027.75	100.0%
47715 TAX CREDIT BOND REBATE	-90,000	0	-90,000	.00	-90,000.00	.0%
49800 OPERATING TRANSFERS	0	0	0	-24,875.00	24,875.00	100.0%
TOTAL DEBT SERVICE	-37,567,375	0	-37,567,375	-2,139,964.95	-35,427,410.05	5.7%
171 CAPITAL PROJECTS						
40110 CURRENT PROPERTY TAX	-2,324,400	0	-2,324,400	-22,613.18	-2,301,786.82	1.0%
40120 TRUSTEE'S COLLECTIONS - PYR	0	0	0	-15,380.80	15,380.80	100.0%
40125 TRUSTEE COLLECTIONS - BANKRUPT	0	0	0	-958.53	958.53	100.0%
40130 CIRCUIT/CHANCERY COLLECT-PYR	0	0	0	-12,209.37	12,209.37	100.0%
40140 INTEREST & PENALTY	0	0	0	-7,097.92	7,097.92	100.0%
44110 INTEREST EARNED	0	0	0	-19,719.74	19,719.74	100.0%
44530 SALE OF EQUIPMENT	0	-5,558	-5,558	-5,558.00	.00	100.0%
47590 OTHER FEDERAL THROUGH STATE	-882,400	-2,396,529	-3,278,929	-10,742.19	-3,268,186.81	.3%
48610 DONATIONS	-516,126	-1,500	-517,626	-323,000.00	-194,626.00	62.4%
49100 BOND PROCEEDS	-10,800,000	0	-10,800,000	-30,524,171.36	19,724,171.36	282.6%
49700 INSURANCE RECOVERY	0	0	0	-28,439.92	28,439.92	100.0%
49800 OPERATING TRANSFERS	-720,600	-81,000	-801,600	-801,600.00	.00	100.0%
TOTAL CAPITAL PROJECTS	-15,243,526	-2,484,587	-17,728,113	-31,771,491.01	14,043,378.01	179.2%
266 WORKER'S COMPENSATION						



12/05/2017 08:53
mlopez

MONTGOMERY COUNTY GOVERNMENT, TN
YEAR-TO-DATE BUDGET REPORT

P 5
glytdbud

FOR 2018 05

JOURNAL DETAIL 2018 1 TO 2018 12

	ORIGINAL ESTIM REV	ESTIM REV ADJSTMTS	REVISED EST REV	ACTUAL YTD REVENUE	REMAINING REVENUE	PCT COLL
49700 INSURANCE RECOVERY	0	0	0	-7,500.00	7,500.00	100.0%
49800 OPERATING TRANSFERS	-787,111	0	-787,111	.00	-787,111.00	.0%
TOTAL WORKER'S COMPENSATION	-787,111	0	-787,111	-7,500.00	-779,611.00	1.0%
GRAND TOTAL	-142,061,824	-3,603,381	-145,665,205	-48,550,782.00	-97,114,423.00	33.3%

** END OF REPORT - Generated by Mariel Lopez-Gonzalez **



12/05/2017 08:53
mlopez

MONTGOMERY COUNTY GOVERNMENT, TN
YEAR-TO-DATE BUDGET REPORT

P 6
glytδbud

REPORT OPTIONS

	Field #	Total	Page Break
Sequence 1	1	Y	N
Sequence 2	11	Y	N
Sequence 3	0	N	N
Sequence 4	0	N	N

Report title:
YEAR-TO-DATE BUDGET REPORT

Includes accounts exceeding 0% of budget.	Year/Period: 2018/ 5
Print totals only: Y	Print MTD Version: N
Print Full or Short description: F	
Print full GL account: N	
Format type: 1	Roll projects to object: N
Double space: N	Carry forward code: 1
Suppress zero bal accts: Y	
Include requisition amount: Y	
Print Revenues-Version headings: Y	
Print revenue as credit: Y	
Print revenue budgets as zero: N	
Include Fund Balance: N	
Print journal detail: Y	
From Yr/Per: 2018/ 1	
To Yr/Per: 2018/12	
Include budget entries: Y	
Incl encumb/liq entries: Y	
Sort by JE # or PO #: J	
Detail format option: 1	
Include additional JE comments: N	
Multiyear view: D	
Amounts/totals exceed 999 million dollars: N	

Find Criteria	
Field Name	Field Value
Fund	101 131 151 171 266
Department	
Program	
Function	
Object	
Project	
Character code	
Account type	Revenue
Account status	
Rollup Code	

12/05/2017 08:51
mlopez

MONTGOMERY COUNTY GOVERNMENT, TN
YEAR-TO-DATE BUDGET REPORT

P 1
glytdbud

FOR 2018 05

JOURNAL DETAIL 2018 1 TO 2018 12

	ORIGINAL APPROP	TRANSFERS/ ADJUSTMENTS	REVISED BUDGET	YTD EXPENDED	ENC/REQ	AVAILABLE BUDGET	PCT USED
101 COUNTY GENERAL							
51100 COUNTY COMMISSION	354,316	0	354,316	118,475.30	48,587.10	187,253.60	47.2%
51210 BOARD OF EQUALIZATION	3,227	0	3,227	220.68	.00	3,006.32	6.8%
51220 BEER BOARD	2,020	0	2,020	807.40	.00	1,212.60	40.0%
51240 OTHER BOARDS & COMMITTEES	5,168	0	5,168	1,211.10	.00	3,956.90	23.4%
51300 COUNTY MAYOR	514,565	0	514,565	201,869.62	6,959.34	305,736.04	40.6%
51310 HUMAN RESOURCES	398,535	0	398,535	150,934.39	7,193.80	240,406.81	39.7%
51400 COUNTY ATTORNEY	75,000	0	75,000	400.00	11,600.00	63,000.00	16.0%
51500 ELECTION COMMISSION	648,789	-10	648,779	242,738.70	2,673.77	403,366.53	37.8%
51600 REGISTER OF DEEDS	509,001	0	509,001	218,863.12	9,303.92	280,833.96	44.8%
51720 PLANNING	314,592	0	314,592	157,296.00	.00	157,296.00	50.0%
51730 BUILDING	341,540	0	341,540	135,582.53	31,542.58	174,414.89	48.9%
51750 CODES COMPLIANCE	893,762	0	893,762	332,930.55	75,945.16	484,886.29	45.7%
51760 GEOGRAPHICAL INFO SYSTEMS	221,740	0	221,740	.00	130,605.48	91,134.52	58.9%
51800 COUNTY BUILDINGS	397,729	0	397,729	143,901.75	10,450.71	243,376.54	38.8%
51810 FACILITIES	2,636,216	0	2,636,216	949,561.39	263,911.35	1,422,743.26	46.0%
51900 OTHER GENERAL ADMINISTRATION	1,113,248	111,000	1,224,248	446,395.94	109,533.99	668,318.07	45.4%
51910 ARCHIVES	207,853	0	207,853	73,379.70	4,369.38	130,103.92	37.4%
52100 ACCOUNTS & BUDGETS	698,464	0	698,464	277,818.20	1,470.00	419,175.80	40.0%
52200 PURCHASING	310,906	0	310,906	122,564.95	7,607.79	180,733.26	41.9%
52300 PROPERTY ASSESSOR'S OFFICE	1,316,194	0	1,316,194	472,928.92	24,869.41	818,395.67	37.8%
52400 COUNTY TRUSTEES OFFICE	707,531	0	707,531	304,866.01	2,283.64	400,381.35	43.4%
52500 COUNTY CLERK'S OFFICE	2,353,161	0	2,353,161	930,615.77	96,370.45	1,326,174.78	43.6%
52600 INFORMATION SYSTEMS	2,363,534	-9,000	2,354,534	1,210,857.30	160,458.71	983,217.99	58.2%
52900 OTHER FINANCE	61,300	0	61,300	8,187.29	.00	53,112.71	13.4%
53100 CIRCUIT COURT	3,159,322	30,000	3,189,322	1,269,414.96	18,091.78	1,901,815.26	40.4%
53300 GENERAL SESSIONS COURT	704,311	0	704,311	292,317.03	.00	411,993.97	41.5%
53330 DRUG COURT	70,000	0	70,000	4,424.26	601.92	64,973.82	7.2%
53400 CHANCERY COURT	624,668	2,064	626,732	258,463.72	235.00	368,033.28	41.3%
53500 JUVENILE COURT	1,385,941	169,714	1,555,655	547,112.54	33,464.18	975,078.28	37.3%
53600 DISTRICT ATTORNEY GENERAL	59,750	0	59,750	4,512.09	2,500.00	52,737.91	11.7%
53610 OFFICE OF PUBLIC DEFENDER	7,313	0	7,313	1,775.27	.00	5,537.73	24.3%
53700 JUDICIAL COMMISSIONERS	253,195	0	253,195	98,807.76	1,297.98	153,089.26	39.5%
53900 OTHER ADMINISTRATION/ JUSTICE	517,630	0	517,630	83,976.63	.00	433,653.37	16.2%
53910 ADULT PROBATION SERVICES	1,072,784	0	1,072,784	329,261.70	51,830.83	691,691.47	35.5%
54110 SHERIFF'S DEPARTMENT	10,935,387	154,481	11,089,868	4,717,915.34	254,059.98	6,117,892.39	44.8%
54120 SPECIAL PATROLS	2,324,993	0	2,324,993	903,605.53	20,308.80	1,401,078.67	39.7%
54160 SEXUAL OFFENDER REGISTRY	16,125	0	16,125	5,068.46	.00	10,389.84	35.6%
54210 JAIL	13,458,193	13,285	13,471,478	5,382,333.92	1,335,278.21	6,753,865.87	49.9%
54220 WORKHOUSE	1,919,715	0	1,919,715	814,651.08	256,377.19	848,686.73	55.8%
54230 COMMUNITY CORRECTIONS	489,802	4,000	493,802	197,020.79	43,703.75	253,077.46	48.7%



12/05/2017 08:51
mlopez

MONTGOMERY COUNTY GOVERNMENT, TN
YEAR-TO-DATE BUDGET REPORT

P 2
glytdbud

FOR 2018 05

JOURNAL DETAIL 2018 1 TO 2018 12

	ORIGINAL APPROP	TRANSFRS/ ADJSTMTS	REVISED BUDGET	YTD EXPENDED	ENC/REQ	AVAILABLE BUDGET	PCT USED
54240 JUVENILE SERVICES	280,665	0	280,665	115,412.84	988.54	164,263.62	41.5%
54310 FIRE PREVENTION & CONTROL	443,845	1,500	445,345	98,266.74	32,806.17	314,272.09	29.4%
54410 EMERGENCY MANAGEMENT	520,498	0	520,498	214,714.96	1,838.89	303,944.15	41.6%
54490 OTHER EMERGENCY MANAGEMENT	0	287,647	287,647	23,747.36	6,910.00	256,989.64	10.7%
54610 COUNTY CORONER / MED EXAMINER	224,700	0	224,700	81,450.00	8,850.00	134,400.00	40.2%
55110 HEALTH DEPARTMENT	286,419	122,685	409,104	126,712.75	2,785.12	279,606.13	31.7%
55120 RABIES & ANIMAL CONTROL	912,441	77,848	990,289	386,669.93	36,077.24	567,541.43	42.7%
55130 AMBULANCE SERVICE	11,099,860	0	11,099,860	4,214,740.01	412,946.33	6,472,173.66	41.7%
55190 OTHER LOCAL HLTH SRVCS (WIC)	2,874,600	41,100	2,915,700	998,086.15	215.30	1,917,398.55	34.2%
55390 APPROPRIATION TO STATE	218,887	0	218,887	.00	.00	218,887.00	.0%
55590 OTHER LOCAL WELFARE SERVICES	20,825	0	20,825	2,000.00	.00	18,825.00	9.6%
55900 OTHER PUBLIC HEALTH & WELFARE	2,500	0	2,500	.00	.00	2,500.00	.0%
56500 LIBRARIES	2,017,694	0	2,017,694	1,008,847.00	.00	1,008,847.00	50.0%
56700 PARKS & FAIR BOARDS	1,009,837	0	1,009,837	359,047.11	54,906.60	595,883.29	41.0%
56900 OTHER SOCIAL, CULTURAL & REC	9,688	0	9,688	3,488.92	.00	6,199.08	36.0%
57100 AGRICULTURAL EXTENSION SERVIC	373,775	0	373,775	77,329.84	3,283.87	293,161.29	21.6%
57300 FOREST SERVICE	2,000	0	2,000	.00	.00	2,000.00	.0%
57500 SOIL CONSERVATION	33,346	0	33,346	13,378.89	.00	19,967.11	40.1%
58110 TOURISM	1,566,650	0	1,566,650	636,707.88	.00	929,942.12	40.6%
58120 INDUSTRIAL DEVELOPMENT	1,368,807	0	1,368,807	758,654.00	.00	610,153.00	55.4%
58220 AIRPORT	234,125	0	234,125	90,677.30	.00	143,447.70	38.7%
58300 VETERAN'S SERVICES	537,738	0	537,738	219,590.09	1,655.88	316,492.03	41.1%
58400 OTHER CHARGES	2,316,406	0	2,316,406	440,458.36	.00	1,875,947.64	19.0%
58500 CONTRIBUTION TO OTHER AGENCIE	697,000	150,000	847,000	540,229.93	250,000.00	56,770.07	93.3%
58600 EMPLOYEE BENEFITS	457,900	0	457,900	153,895.09	.00	304,004.91	33.6%
58900 MISC-CONT RESERVE	20,500	0	20,500	3,128.24	757.70	16,614.06	19.0%
64000 LITTER & TRASH COLLECTION	123,477	0	123,477	55,864.02	.00	67,612.98	45.2%
99100 OPERATING TRANSFERS	500,000	81,000	581,000	581,000.00	.00	.00	100.0%
TOTAL COUNTY GENERAL	81,601,703	1,237,313	82,839,016	32,617,165.10	3,838,174.54	46,383,676.67	44.0%
131 GENERAL ROADS							
61000 ADMINISTRATION	464,224	0	464,224	192,359.47	3,303.77	268,560.76	42.1%
62000 HIGHWAY & BRIDGE MAINTENANCE	4,786,794	0	4,786,794	1,731,184.97	124,790.00	2,930,819.03	38.8%
63100 OPERATION & MAINT OF EQUIPMEN	1,276,239	0	1,276,239	452,061.06	49,642.75	774,535.19	39.3%
63600 TRAFFIC CONTROL	512,319	0	512,319	136,218.66	57,483.57	318,616.77	37.8%
65000 OTHER CHARGES	560,171	0	560,171	240,092.86	6,264.68	313,813.46	44.0%
66000 EMPLOYEE BENEFITS	35,000	0	35,000	12,743.14	.00	22,256.86	36.4%
68000 CAPITAL OUTLAY	2,089,000	19,602	2,108,602	481,030.99	408,670.41	1,218,900.15	42.2%
99100 OPERATING TRANSFERS	220,600	0	220,600	220,600.00	.00	.00	100.0%
TOTAL GENERAL ROADS	9,944,347	19,602	9,963,949	3,466,291.15	650,155.18	5,847,502.22	41.3%

12/05/2017 08:51
mlopez

MONTGOMERY COUNTY GOVERNMENT, TN
YEAR-TO-DATE BUDGET REPORT

P 3
glytdbud

FOR 2018 05

JOURNAL DETAIL 2018 1 TO 2018 12

	ORIGINAL APPROP	TRANSFRS/ ADJUSTMENTS	REVISED BUDGET	YTD EXPENDED	ENC/REQ	AVAILABLE BUDGET	PCT USED
151 DEBT SERVICE							
82110 PRINCIPAL-GENERAL GOVERNMENT	10,085,170	0	10,085,170	.00	.00	10,085,170.00	.0%
82130 PRINCIPAL-EDUCATION	17,527,399	0	17,527,399	415,989.60	.00	17,111,409.40	2.4%
82210 INTEREST-GENERAL GOVERNMENT	3,435,229	0	3,435,229	1,602,061.83	.00	1,833,167.17	46.6%
82230 INTEREST-EDUCATION	7,931,304	0	7,931,304	3,435,404.43	.00	4,495,899.57	43.3%
82310 OTHER DEBT SERV-COUNTY GOVT	268,500	0	268,500	8,591.38	.00	259,908.62	3.2%
82330 OTHER DEBT SERV.-EDUCATION	678,000	0	678,000	28,439.12	.00	649,560.88	4.2%
TOTAL DEBT SERVICE	39,925,602	0	39,925,602	5,490,486.36	.00	34,435,115.64	13.8%
171 CAPITAL PROJECTS							
00000 NON-DEDICATED ACCOUNT	47,000	0	47,000	1,368.07	.00	45,631.93	2.9%
91110 GENERAL ADMINISTRATION PROJEC	530,000	9,425,912	9,955,912	3,865,407.47	4,793,672.53	1,296,831.63	87.0%
91130 PUBLIC SAFETY PROJECTS	875,000	2,247,715	3,122,715	2,156,684.19	60,571.77	905,459.37	71.0%
91140 PUBLIC HEALTH /WELFARE PROJEC	5,500,000	434,405	5,934,405	268,392.59	4,523,465.38	1,142,546.57	80.7%
91150 SOCIAL/CULTURAL/REC PROJECTS	6,196,126	4,404,665	10,600,791	1,912,557.93	2,389,940.19	6,298,292.95	40.6%
91190 OTHER GENERAL GOVT PROJECTS	0	185,983	185,983	.00	.00	185,983.00	.0%
91200 HIGHWAY & STREET CAP PROJECTS	1,103,000	2,441,994	3,544,994	27,710.76	100,363.63	3,416,919.96	3.6%
91300 EDUCATION CAPITAL PROJECTS	0	748,710	748,710	.00	.00	748,710.00	.0%
TOTAL CAPITAL PROJECTS	14,251,126	19,889,384	34,140,510	8,232,121.01	11,868,013.50	14,040,375.41	58.9%
266 WORKER'S COMPENSATION							
51500 ELECTION COMMISSION	0	0	0	329.97	.00	-329.97	100.0%
51920 RISK MANAGEMENT	518,678	0	518,678	100,596.88	58,746.80	359,334.32	30.7%
52500 COUNTY CLERK'S OFFICE	0	0	0	158.10	.00	-158.10	100.0%
54110 SHERIFF'S DEPARTMENT	0	0	0	17,271.50	.00	-17,271.50	100.0%
54210 JAIL	0	0	0	1,819.03	.00	-1,819.03	100.0%
54410 EMERGENCY MANAGEMENT	0	0	0	7,146.03	.00	-7,146.03	100.0%
55120 RABIES & ANIMAL CONTROL	0	0	0	699.30	.00	-699.30	100.0%
55130 AMBULANCE SERVICE	0	0	0	7,121.24	.00	-7,121.24	100.0%
55754 LANDFILL OPERATION/MAINTENANC	0	0	0	7,032.21	.00	-7,032.21	100.0%
56500 LIBRARIES	0	0	0	187.84	.00	-187.84	100.0%
62000 HIGHWAY & BRIDGE MAINTENANCE	0	0	0	6,325.73	.00	-6,325.73	100.0%
TOTAL WORKER'S COMPENSATION	518,678	0	518,678	148,687.83	58,746.80	311,243.37	40.0%
GRAND TOTAL	146,241,456	21,146,299	167,387,755	49,954,751.45	16,415,090.02	101,017,913.31	39.7%



12/05/2017 08:51
mlopez

MONTGOMERY COUNTY GOVERNMENT, TN
YEAR-TO-DATE BUDGET REPORT

P 4
glytdbud

FOR 2018 05

JOURNAL DETAIL 2018 1 TO 2018 12

ORIGINAL APPROP	TRANFRS/ ADJSTMTS	REVISED BUDGET	YTD EXPENDED	ENC/REQ	AVAILABLE BUDGET	PCT USED
--------------------	----------------------	-------------------	--------------	---------	---------------------	-------------

** END OF REPORT - Generated by Mariel Lopez-Gonzalez **

12/05/2017 08:51
 mlopez

MONTGOMERY COUNTY GOVERNMENT, TN
 YEAR-TO-DATE BUDGET REPORT

P 5
 glytdbud

REPORT OPTIONS

Sequence	Field #	Total	Page Break
Sequence 1	1	Y	N
Sequence 2	2	Y	N
Sequence 3	0	N	N
Sequence 4	0	N	N

Report title:
 YEAR-TO-DATE BUDGET REPORT

Includes accounts exceeding 0% of budget.

Print totals only: Y

Print Full or Short description: F

Print full GL account: N

Format type: 1

Double space: N

Suppress zero bal accts: Y

Include requisition amount: Y

Print Revenues-Version headings: N

Print revenue as credit: Y

Print revenue budgets as zero: N

Include Fund Balance: N

Print journal detail: Y

From Yr/Per: 2018/ 1

To Yr/Per: 2018/12

Include budget entries: Y

Incl encumb/liq entries: Y

Sort by JE # or PO #: J

Detail format option: 1

Include additional JE comments: N

Multiyear view: D

Amounts/totals exceed 999 million dollars: N

Year/Period: 2018/ 5

Print MTD Version: N

Roll projects to object: N

Carry forward code: 1

Field Name	Field Value
Fund	101 131 151 171 266
Department	
Program	
Function	
Object	
Project	
Character code	
Account type	Expense
Account status	
Rollup Code	

NOMINATING COMMITTEE

DECEMBER 11, 2017

AUDIT COMMITTEE

2 yr term (max 4 yrs)

Commissioner Arnold Hodges nominated to serve another two-year term to expire December, 2019.

Commissioner Brandon Butts nominated to serve another two-year term to expire December, 2019.

Commissioner David Harper nominated to serve another two-year term to expire December, 2019.

Commissioner Monroe Gildersleeve nominated to serve another two-year term to expire December, 2019.

Commissioner Audrey Tooley nominated to replace Commissioner Larry Rocconi for a two-year term to expire December, 2019.

COUNTY MAYOR NOMINATIONS

DECEMBER 11, 2017

PUBLIC BUILDING AUTHORITY

6-yr term

Commissioner John Gannon has been filling an unexpired term and is now eligible to serve his first full six-year term to expire January, 2023.

Nominating Committee Nominations and Mayor Nomination

On Motion to Approve by Commissioner Nichols, seconded by Commissioner Gannon, the foregoing Nominating Committee Nominations, and Mayor Nominations, were Approved by the following roll call vote:

District	Commissioner	Vote	District	Commissioner	Vote	District	Commissioner	Vote
1	John M. Gannon	Y	8	Ron J. Sokol	---	15	David Harper	N
2	Charles Keene	Y	9	John M. Genis	Y	16	Wallace Redd	Y
3	Ed Baggett	---	10	Martha Brockman	Y	17	Jason A. Hodges	Y
4	Joe Weyant	Y	11	Joe L. Creek	Y	18	Monroe Gildersleeve	Y
5	Robert Gibbs	Y	12	Robert Nichols	Y	19	Garland Johnson	Y
6	Arnold Hodges	Y	13	Audrey Tooley	N	20	Jerry Allbert	Y
7	Brandon Butts	N	14	Tommy Vallejos	---	21	Larry Rocconi	Y

Yeses – 15 Noes – 0 Abstentions – 3

ABSENT: Ed Baggett, Ron J. Sokol, and Tommy Vallejos (3)